Objective

Annual Report 2026

For personal use only

OWN THE FUTURE

The world is moving to Objective's strengths

Technology is always changing how work gets done, how information is used, and how decisions are made. Today, artificial intelligence (AI) is driving that change. With greater capability comes greater responsibility. For governments and regulated industries, security, sovereignty, governance, and trust become more important as technology becomes more powerful.

These are not new disciplines for Objective. They are capabilities we have built, invested in, and refined over decades.

Innovation

Built for the real world of government, and what comes next

The future is not something we wait for, it's what we help our customers prepare for, and put to work.

AI is redefining coding, but it builds on something much broader: decades of product innovation shaped by real-world challenges, deep workflows, and the demands of high-stakes environments.

The result is technology designed not just for where our customers are today, but for where they need to go next.

Domain expertise

We know where it matters

We understand the processes, obligations, and decisions that define our customers' work. That expertise is built into our software and its delivery.

Purpose-built around end-to-end processes, our solutions reflect the complexity of the environments they serve. They streamline workflows, strengthen regulatory compliance, and are delivered to help customers realise value sooner.

Trust

Earned where the stakes are highest

More than 2,000 customers globally trust Objective, many through relationships spanning decades. Our solutions are embedded in mission-critical workflows that help governments and regulated organisations deliver services their communities and nations depend on.

Secure, sovereign, and governed information supports high-stakes decisions under intense public scrutiny, with the control, auditability, and accountability these environments demand.

For personal use only

For personal use only

In this report

2 Financial Highlights

2 CEO's Report

8 Business Line Review

14 Sustainability Report

20 Directors' Report

27 Financial Statements

32 Notes to the Financial Statements

66 Consolidated Entity Disclosure Statement

67 Directors' Declaration

68 Independent Auditor's Declaration

69 Independent Auditor's Report

75 Shareholder Information

77 Corporate Directory

What we have is increasingly rare. Our sustained investment in innovation over many years has delivered a set of proven, world-leading products into a GovTech market somewhat starved of genuine innovation.

Excerpt from CEO's Report

Objective Intelligence

Objective Intelligence is embedded into all Objective products helping customers take advantage of AI responsibly, based on trusted data.

Read more on **page 4**

SaaS drives growth

SaaS revenue grew strongly, led by the Information Intelligence business line and driven by transitions to Objective Nexus SaaS, including Scottish Government, and new customers from the Defence, Intelligence and National Security sector.

Read more on **page 8**

Build Australia

Launched Objective Build in Australia and welcomed North Sydney Council as first customer.

Read more on **page 11**

For personal use only

Financial Highlights

Revenue	**$135m** ↑ 9% on FY2025
Annualised Recurring Revenue (ARR)	**$121m** Constant currency
Adjusted EBITDA	**$52m** ↑ 11% on FY2025
Net Profit After Tax	**$37m** ↑ 5% on FY2025
Research and Development	**$34m** 30% of software revenue
Operating Cash Flow	**$49m** 94% of Adjusted EBITDA
FY2026 Dividends	**26cps** 8cps fully franked 18cps unfranked

CEO's Report

Fellow Shareholders,

Hard lessons are a proven path to forging stronger companies, and we begin the new financial year tougher, wiser, and more determined than ever.

It is hard not to start this letter without acknowledging the impact we all felt from the abrupt change in the commercial relationship with the Defence Digital Group (DDG) at the end of financial year 2026 (FY2026). Our 26-year partnership with the Department of Defence is a source of pride at Objective and, for now, not being able to advance our latest technologies for Defence was a hugely disappointing outcome and also very concerning in the national defence context. As previously communicated, there was no impact on FY2026 revenue or earnings, the FY2026 ARR balance reflects us falling short of the growth rate goals we had set for the year.

Within weeks of the end of FY2026 we also discontinued a heritage support contract with the National Heavy Vehicle Regulator (NHVR), which will result in a $3.2m reduction in ARR in FY2027. This was a bespoke services contract from the 2019 iTree acquisition and unrelated to any of our SaaS platforms.

These events however, do not define the year for us: the 12 months of FY2026 demonstrated significant progress across every part of our business, with SaaS revenue growth of 22% year-on-year, and a seven-year CAGR of 27%.

Our considered response reflects the consistency of our business model: invest for the long term. The customer success and support programs that we have built over recent years are improving engagement, giving us earlier insight into customer health and providing paths to expanding use cases within our customers' operations. We're proud to work with a growing group of Objective customer advocates who very actively share the benefits of working with our products and the positive experiences of working with our people – we call these our Objective Blue customers.

Tony Walls
CEO, Objective Corporation

Consistent long-term investment in R&D has delivered products highly valued by customers, while maintaining profitability and cash generation to invest in new markets and go-to-market capability.

Throughout FY2026, Objective continued investment against our strategic plans. We invested $33.8 million into research and development (R&D), maintaining investment in sovereign innovation at 30% of software revenue. This level of investment leveraged multiple AI models, and delivered us truly world leading solutions that are delivering real customer value and incorporate Agentic AI by design.

We also invested a record amount in building out our go-to-market during FY2026, building momentum across our whole product portfolio. We know where we need to focus our attention; we're bringing greater domain expertise to our go-to-market discipline, aligning Objective operations to the broader needs of our target markets rather than individual Objective products. This creates larger, more strategic opportunities and elevates our engagement with the change-makers, leading AI initiatives and strategic digital transformation.

Our strengths are clear. We are a trusted partner to our customers globally. We have genuine product leadership in the markets we target and significant domain knowledge to improve our customers' process efficiency and regulatory compliance. This positions us to be a global GovTech leader.

Our playbook for global leadership

The thesis is very much alive

With a base of more than 2000 customers around the world and with many relationships spanning decades, our solutions are embedded in mission critical workflows for our customers as they deliver the services their nations and communities depend upon.

Consistent long-term investment in R&D has delivered products highly valued by customers, while maintaining profitability and cash generation to invest in new markets and go-to-market capability.

FY2026 demonstrated our model at work. We welcomed new customers in Defence and National Security, a market we targeted and invested in during FY2026, and will continue to strongly invest in into the future. Objective Build in Australia evolved from market development and a foundation customer program to its first customer contract with North Sydney Council. Investment in the security posture of Objective RegWorks through IRAP certification contributed to winning the Australian federal government Department of Climate Change, Energy, the Environment and Water.

But winning new customers is only the beginning. In FY2026 we delivered a record 115 Project go-lives for new customers, and for existing customers expanding or evolving their use of our solutions. This is the return from long-term investment in implementation methodologies, reusable technology, and customer success programs designed to reduce time-to-value for customers while building enduring relationships.

Across our company, we've massively embraced AI for productivity gains and quality improvements – from coding and testing to marketing, from business reporting to project delivery tools. Today, individuals and teams see AI as business as usual, shaped by a culture that enthusiastically embraces new technology and the opportunities it creates.

For personal use only

CEO's Report
continued

AI continues to be the new black

But SaaS is way more than just lines of code

We continue to invest in Objective Intelligence, the secure gateway to large language models (LLMs) and other AI technologies, where both access and usage cost can be controlled and optimised for customers. Objective Intelligence is now embedded in every product we take to market, delivering AI trust and excellence based on the data and information our solutions manage, and the context our workflows provide.

Objective's products help solve high-stakes challenges faced by the public sector and regulated organisations: advice for cabinet, responding to public enquiries, handling classified information with trusted partners, coordinating disaster responses, ministerial approvals, firearms licensing, inspecting and enforcing regulations, approving development responsibly to help address the housing crisis.

Organisations trust Objective to deliver solutions that meet their complex and high-stakes challenges, because they have been designed by domain experts to manage their end-to-end processes, rather than offering a generic platform of capability that requires an even bigger investment to configure. Customers also trust us to deliver on what we say. When we commit to our customers, we truly commit. We commit to the ongoing investment in product development, feature completeness, security accreditations, hosting, maintenance, and integration into the other systems they rely on. We offer superior customer services and support thanks to the outstanding and committed people we attract and retain. SaaS is truly far more than just lines of code, which the frontier AI model providers have now acknowledged.

As customer demands move beyond general AI adoption to agentic driven workflows, a trusted source of truth that maintains governance over the decision-making process will be even more highly valued. Objective products are deeply embedded, cross-functional solutions that deliver mission critical workflows in the organisation. These systems provide the data and the context that is essential in any decision whether agentic, or human. And with MCP connectors built in at the platform level, Objective Intelligence provides customers with a safe and trusted interface between the agents and the organisation's most valuable information.

Earlier this year, when long-term customer Tauranga City Council was planning their Microsoft Copilot rollout, they turned to us to ensure users and the council could have confidence in Copilot's outputs. Evolving their use of Objective Nexus underpinned by Objective Intelligence provides them with trusted answers, based on trusted information for sound decision making.

The cumulative effect of these pillars of value; our outstanding software, our market knowledge, and our domain expertise, enables us to price our solutions to value, to win broader internal support for business cases put forward by Objective champions, and to be genuine, trusted advisors to our customers.

> "It was clear to us that Objective gave us the best balance of value for money, understanding of OSCR's needs, and an ability to be able to deliver."

Jon Fellows
Senior Manager, Digital Communications – Office of the Scottish Charity Register

OSCR
Scottish Charity Regulator

For personal use only

For personal use only

Trust creates advantage

The world is moving towards Objective's strengths

Last year, I talked a lot about trust and AI. The world is catching up. What we were developing then, is what customers are asking for now. And they are trusting us, to deliver. The forces reshaping the public sector and regulated industries are increasingly rewarding the expertise and capabilities Objective has spent decades building and honing.

Government and regulated industries possess sensitive information, make consequential decisions, and operate under intense public scrutiny. Governments want productivity from AI. But they also need security. They want to unlock information. But they must govern it. They need better, faster decisions. But those decisions must remain transparent, accountable, and keep humans in the loop.

Accurate, trusted information accelerating workflows enables our customers to deliver on their purpose. Through FY2026 we helped customers progress and mature their use of AI from planning to real adoption, for example:

- A high-profile UK government Public Enquiry auto-classified 180,000 evidence documents to summarise content, extract key information, flag sensitive material, and organise files for legal analysis.
- Curating information for use in Copilot gives users at Tauranga City Council confidence in its outputs – trusted information in, trusted answers out.
- Councils across New Zealand have reduced manual effort for applicants, accelerated processing time and improved application quality from the start, with AI vetting of building consent applications. Already, thousands of applications have been assessed.

> "Objective Keystone has provided us with tangible efficiency gains – we've saved around a third of the time running a full PDS roll."
>
> **Stephen Arnold**
> Product Specialist – UniSuper

UniSuper

Tony Walls, CEO, delivering the keynote presentation at Activate 26, an annual whole-of-company event fostering a culture of curiosity, innovation and sense of purpose.

CEO's Report
continued

But this is just the beginning. While adoption of AI is in its early stages in the public sector, we are clear on what drives success:

- **Systems of record – provide trusted intelligence:** With solutions that are trusted systems of record, housing mission critical information, feeding deeply embedded workflows, Objective is positioned at the high-value end of the AI-disruption spectrum. Demand for AI driven improvements creates a distinctive opportunity for Objective because government demands intelligence it can trust. As AI moves from experimentation into operational and mission-critical agentic workflows, access to powerful models will not be enough. Governments need confidence in the information those models use, where that information resides, how it is accessed, and how AI-generated outcomes can be governed and audited. Objective combines trusted information, deep workflows, secure deployment, and model flexibility; capabilities that become more valuable as AI becomes more effective.
- **Sovereign capability – provides trusted control:** Geopolitical uncertainty and growing dependence on global technology platforms are increasing scrutiny of where sensitive government information resides, who can access it, and which technologies process it. Objective supports highly secure government environments, multiple deployment models, and customer control over data and technology choices to meet governments' needs for greater certainty over where sensitive information resides, its access, how it is processed, and how they operate with external providers.
- **Security – provides trusted access:** As governments automate more work and allow intelligent, agentic systems to interact with larger volumes of sensitive information; identity, permissions, provenance, auditability, and secure information management become even more critical. Objective's long experience securing highly sensitive government information provides a strong foundation for this more complex security environment; it positions us as trusted advisors and thought leaders for customers and prospects alike.
- **Governance – provides trusted outcomes:** Governments and regulated organisations cannot outsource responsibility for the decisions they make. They need technology that preserves governance, evidence, human oversight, and auditability. Objective's deep experience in information governance, regulatory workflows, and highly accountable environments becomes increasingly valuable as AI changes how decisions and services are delivered.

These forces are converging, and they play directly to Objective's strengths. These are challenges Objective understands deeply; challenges we've been solving with our customers for decades.

"We've got higher quality decision making and faster access to the right information."

Geoff Barnard
Head of Enterprise Data, Architecture and Security – Tauranga City Council

These forces are converging, and they play directly to Objective's strengths. These are challenges Objective understands deeply; challenges we've been solving with our customers for decades.

For personal use only

For personal use only

Outlook

In FY2026 we fell well short of our own expectations of performance. These headwinds have not, however, diminished our conviction in our strategy and in FY2027 and we will continue to invest in support of our strategic plans. As we support this level of investment, and against a short-term reduction in ARR, we expect our Adjusted EBITDA in FY2027 to be at least $40m (FY2026: $51.5m).

What we have is increasingly rare. Our sustained investment in innovation over many years has delivered a set of proven, world-leading products into a GovTech market somewhat starved of genuine innovation. We are at an inflexion point. Objective Build is transforming the way planning and building approvals are delivered, Objective RegWorks V8 is now a fully featured regulatory platform in a box, Objective Nexus, our new Information Intelligence platform is proven in large-scale implementations and is demonstrating its capabilities in growing markets such as Defence and National Security. All of these opportunities are accelerated by trusted and secure AI delivered through Objective Intelligence.

To realise our ambition, we must continue to invest harder into go-to-market to build our presence in our target markets. This investment will position us in more conversations with potential customers, pursuing larger deals that combine more Objective capabilities to solve more complex problems and selling into the verticals where we have domain expertise. Reflecting the confidence we hold in the opportunities for Objective in the periods ahead, in FY2027 we will continue to invest in: more capacity in Information Intelligence go-to-market including the expansion of the Defence and National Security industry vertical team, expanding our Regulatory Solutions team to support international opportunities, expanding both product and go-to-market teams in Planning & Building to accelerate uptake of Objective Build in Australia, and more dedicated resources for the Objective Intelligence team.

Our commitment to continuing to invest also extends to non-organic opportunities. Our strong cash flow, unleveraged balance sheet and wide footprint of customers, positions us well to acquire businesses that can accelerate our strategic plans. Continued focus by private equity investors on market segments other than vertical market SaaS creates more opportunities for us. We are here for the long-term, we acquire companies to integrate them into Objective permanently and we truly understand the motivation of founders who want their business to continue to have a positive impact on their employees and customers.

Objective gives me the opportunity to collaborate daily with our incredible teams of people, on projects that deliver meaningful national and community outcomes. It is truly a privilege. I see us living and celebrating our values constantly and I am extremely proud of the culture that defines our company – it is what binds us and what will lead us to achieve our vision.

Tony Walls
CEO, Objective Corporation

Objective gives me the opportunity to collaborate daily with our incredible teams of people, on projects that deliver meaningful national and community outcomes. It is truly a privilege.

Business Line Review

INFORMATION INTELLIGENCE

Revenue **$87.9m**
↑ 5% on FY25

ARR **$80.9m**
↓ 5% on FY25

The foundation of trusted information to power responsible AI and critical decisions in government, defence and regulated industries. Findable, curated, accurate information that people and AI can rely on.

- Objective NEXUS
- Objective 3SIXTY
- Objective CONNECT
- Objective REDACT
- Objective KEYSTONE
- Objective KEYPLAN

CUSTOMER
Scottish Government

"What feeds AI is information. What we're really seeing is trusted knowledge that people can use and share."

Eilidh McLaughlin
Deputy Director, Digital Ethics – Inclusion and Assurance, Scottish Government

Scottish Government
Riaghaltas na h-Alba
gov.scot

For personal use only

Objective Corporation Limited and its Controlled Entities

For personal use only

In FY2026, revenue in our Information Intelligence business increased by 5% to $87.9 million (FY2025: $83.4 million). Closing ARR at 30 June 2026 decreased by 5% to $81.0 million over the balance at 30 June 2025 ($85.1 million).

Customer organisations accelerated their AI adoption journeys and recognised the critical importance of trusted information. AI presents real opportunities for the public sector to enhance productivity and automation, leveraging the value of their unstructured information. Agencies succeeding with AI are not simply those deploying the most tools, but those establishing trusted, governed and accessible information foundations. Objective's Information Intelligence platform addresses this imperative by enabling organisations to confidently leverage AI while maintaining rigorous compliance, security and governance standards across their unstructured information assets.

Tauranga City Council extended their Objective Nexus platform to establish a trusted information foundation supporting AI adoption, using classification, curation and access controls to make relevant knowledge available to AI while protecting sensitive content. We extended our relationship with a major Financial Services and Insurance (FSI) customer who transitioned to Nexus cloud as part of a cloud-first strategy, leveraging embedded security capabilities and industry-specific workflows that demonstrate the platform's applicability across highly regulated sectors. Scottish Government extended their use of the Objective Nexus platform with a secure AI-powered solution to manage, categorise and summarise information for a high profile and complex public enquiry.

We established a dedicated team focused on the Defence and National Security (DNS) sector, with early validation demonstrated through new customer acquisition and expanded adoption within existing customers. Objective's established presence in the DNS sector together with sovereign capabilities provides strong foundations to address this market where trusted, secure and AI-ready information underpins critical decision-making and complex security requirements. We extended our capabilities for this market with vertical market solutions to address sector-specific legislation, including Export Controls delivered through Objective Connect, positioning Objective to capture opportunities in a market where information trust is paramount.

Our innovation program continued its cloud-first trajectory. Substantial enhancements to Objective Nexus deliver faster, more relevant search capabilities that provide greater flexibility for future AI-enabled capabilities. Additional functionality delivered only in Nexus Cloud included new privilege reporting capabilities that give organisations unprecedented visibility into information access patterns and extended system administration capabilities through the native Nexus UI. Integration of broader capabilities into the Information Intelligence platform included surfacing curated organisational information to the customer's choice of interface; natively through Objective Intelligence or Microsoft Copilot.

The Information Intelligence platform can now leverage connectivity into multiple data repositories within an organisation to identify duplicate content and determine authoritative records, reducing information sprawl and creating cleaner foundations for processes driven by both humans and AI. Other AI capabilities delivered through the platform include AI enrichment capabilities to analyse broader content types through multimodal AI models, enabling automatic classification and contextualisation at scale.

Objective Connect capabilities expanded to include new capabilities in Digital Signatures and Tag Based Access Control to align with market development activity in Export Controlled Markets, particularly Defence Industry sensitive and classified file sharing. Objective Connect's integration with the Information Intelligence platform deepened, with enhanced functionality and speed of ConnectLink for Nexus, enabling new features such as the ability to complete digital signature processes directly from documents in Objective Nexus. Objective Connect expanded use within customer sites, welcomed new customers across the public sector and FSI but experienced some higher-than-expected customer churn due to customers requirement for SharePoint connectors, which were released for Objective Connect in late FY2026.

Objective Keystone further expanded its superannuation customer base, expanded use of Keystone in six existing FSI customer sites and won the first UK FSI customer. We expanded the capabilities of the solution with the release of model connectors which allowed direct integration of Objective Keystone with data models and data brokerage services to enhance the presentation of financial information in regulated documents. These enhancements, supplemented by new editing tools that leverages market standard UI frameworks, expanded the use cases for Objective Keystone in the FSI market, including in the funds management industry.

Business Line Review

PLANNING & BUILDING

Revenue **$18.5m**
↑ 41% on FY25

ARR **$18.7m**
↑ 3% on FY25

Creating tomorrow's communities, today through streamlined planning, building assessment and consent processes.

Objective BUILD

Objective ISOPLAN

Objective TRAPEZE

CUSTOMER
North Sydney Council

"Ensuring that we have the right housing to meet the needs of a growing population in our area is a critical pillar in our 2025–35 Community Strategic Plan. Implementing Objective Build will help us to provide efficient, transparent and accountable development assessments which is an important step in achieving this goal."

Olena Tulubinska
Director, Corporate Services – North Sydney Council

For personal use only

For personal use

In FY2026, revenue in our Planning & Building business increased by 41% to $18.5 million (FY2025: $13.1 million). Closing ARR at 30 June 2026 increased by 3% to $18.7 million over the balance at 30 June 2025 ($18.2 million).

Objective Build was officially released in Australia in April 2026, progressing from foundation development to commercial launch. We welcomed North Sydney Council as the first Australian Objective Build customer, providing an important reference site in the New South Wales market. Product development continued in partnership with foundation partner councils across New South Wales, Victoria, Queensland and Western Australia to address the different planning requirements of each jurisdiction.

Objective Build continued to strengthen its position as New Zealand's leading building consent platform, and the number of users registered on the Objective Build applicant portal increased from 45,000 to 60,000. Western Bay of Plenty District Council and Taupō District Council went live during 2HY2026, taking the number of live Objective Build customers to 35 and seven further projects were active and approaching go-live at year end. We also continued to grow our presence in the private certification market and grew volumes processed through Building Consent Authority Limited (BCAL) and secured a commitment to Objective Build by Consentium, a government-associated private Building Consent Authority.

The GoGet to Objective Build migration program made further progress toward consolidating New Zealand customers on Objective Build. During the GoGet transition, 11 customers selected alternative solutions. We are maintaining engagement with these organisations and will seek to win back this business as Objective Build's product breadth, demonstrated customer value and implementation performance continue to strengthen. Regulatory changes in New Zealand, expected to drive future council consolidations, are also likely to further enhance Objective Build adoption amongst customers who are currently utilising an alternative solution.

R&D investment delivered new AI-powered vetting and application checks to users of the Objective Build applicant portal, helping applicants submit better quality, complete consent applications before submission. During FY2026, we released Remote Inspections capabilities in Objective Build to strong response from our customers, with 21 councils adopting the module. Remote Inspections enables inspections to be completed through mobile devices and integrated directly with the building consent process, reducing travel requirements and improving productivity for inspectors. Objective Build also responded to regulatory change through the release of support for Small Standalone Dwellings consents. 33 customers rapidly adopted the new module, demonstrating strong demand for the expanded consent types offered through Objective Build.

Following the rapid integration of Isovist into the Planning & Building business, we completed the first phase of investment in the Isoplan platform with the release of Isoplan Professional. This release introduced a redesigned user interface and a substantial overhaul of the plan-editing experience, improving usability for planning professionals and creating a stronger foundation for future digital-planning capabilities. Engagement with Isoplan customers is strong, and we've identified further opportunities to extend digital planning functionality into Objective Build.

Objective Trapeze was enhanced with Advanced PDF Editing, adding more sophisticated document-editing capabilities and extending the platform's relevance to a broader range of users within local government. The release supports greater use of Objective Trapeze beyond traditional planning teams and strengthens its role in collaborative assessment and review processes across councils. Over 250 councils within Australia and New Zealand use Objective Trapeze as a critical tool in their application assessment process, providing a strong base for expanding the use of Objective Build within these organisations.

Business Line Review

REGULATORY SOLUTIONS

Revenue **$25.3m**
↑ 7% on FY25

ARR **$17.6m**
↑ 4% on FY25

Protecting what matters through intelligent and intuitive regulation for fair, safe and sustainable community outcomes.

Objective REGWORKS

CUSTOMER
Queensland Rail

"The entire journey during the upgrade was about data integrity. That was our number one requirement and we trusted that Objective could deliver to the standard we needed. And they have."

Stephen Jackson
A/Manager, Security Intelligence – Queensland Rail

QueenslandRail

For personal use only

For personal use only

In FY2026, revenue in our Regulatory Solutions business increased by 7% to $25.3 million (FY2025: $23.6 million). Closing ARR at 30 June 2026 increased by 4% to $17.6 million over the balance at 30 June 2025 of ($16.9 million).

Following the end of FY2026, we discontinued a managed services contract with the National Heavy Vehicles Register (NHVR) which reduced ARR by $3.2 million to $14.4 million.

We continued to invest in go-to-market capability, product development and internal processes to support the global scaling of Objective RegWorks. Targeted market analysis, industry engagement and conference sponsorship established an initial presence in Canada. We also continued our broad engagement with regulatory bodies in the UK. In Australia, the completion of our IRAP assessment strengthened our readiness to pursue opportunities within the Australian Government. These initiatives, together with continued engagement across our established markets, delivered an active pipeline of opportunities in all markets that we target.

The Department of Climate Change, Energy, the Environment and Water (DCCEEW) chose Objective RegWorks to deliver a modern, reusable regulatory platform that will transform how regulation is delivered across the Department. Objective RegWorks will underpin the digital transformation of DCCEEW by consolidating disparate systems into a single, configurable platform by leveraging pre-packaged RegWorks Accelerate workflows. At the centre of this initiative is the creation of a reusable regulatory platform. Delivered initially in a single agency, Objective Regworks is a strategic investment designed to enable repeatable, scalable, regulatory delivery across 18 agencies within the department.

R&D investment culminated in the launch of Objective RegWorks v8, a major release focused on improving user experience, applying our specialist regulatory domain knowledge and introducing AI-powered capabilities. Objective RegWorks v8 introduced purpose-built capabilities for complex regulatory and investigatory work such as Running Log (a structured, chronological record of the actions, decisions and observations associated with an investigation or case); Record Explorer (helping users understand the relationships between a record and its associated activities and information) and enhanced UI to enable better search experience across information held within complex regulatory processes.

Objective RegWorks v8 has also incorporated enhanced AI functionality into the platform to deliver direct productivity benefits to regulatory authorities. The AI Public Form Assistant uses agency guidance, user manuals and supporting materials to help members of the public navigate their interactions with regulators more efficiently, while also providing the flexibility to support internal teams. The RegWorks Assistant enables back-office users to make context-aware enquiries against regulatory information held within the platform, improving access to relevant information and supporting more timely decision-making.

The scope of Objective RegWorks Accelerate expanded during FY2026, incorporating additional functionality into the standardised implementation framework. Advanced in-app configuration capabilities allow implementation teams and customers to adapt business processes with less reliance on bespoke development, supporting faster implementations and more efficient change following go-live. Accelerate remains an important differentiator from general-purpose competitor platforms that typically require extensive customisation for each deployment, improving time-to-value and reducing the lifetime cost of ownership for customers.

A significant program of customer upgrades and technical migrations was also completed during the year. These initiatives transitioned customer environments from legacy technology to more modern platform foundations, improving scalability, simplifying ongoing support and creating a stronger pathway for future product upgrades. The program positions customers to benefit more readily from continuing innovation across Objective RegWorks, while supporting more efficient and consistent delivery throughout the customer lifecycle.

Sustainability Report

At Objective, sustainability informs how we operate today and how we plan for tomorrow. It means making thoughtful, responsible decisions today so we can operate efficiently, strengthen our business, and continue delivering positive outcomes for our people, customers, and communities.

Our approach is practical and focused on the areas where we can make a meaningful difference. We are working to use resources thoughtfully and reduce waste, while continuing to build an inclusive and supportive employee experience where our people can grow their capabilities and careers. Strong governance, risk management, and information security underpin these efforts and guide how we make decisions every day.

Together, these practices strengthen Objective and our ability to deliver secure, trusted solutions for governments and regulated organisations; playing a key role to support our mission of delivering outstanding GovTech that helps build stronger communities and nations.

Official opening of Objective's new premises in Perth, within Palace Towers, that carries 5-star NABERS and Modescore Gold ratings.

For personal use only

For personal use only

Environment

Tony Walls, CEO Objective Corporation and Hon. Stephen Dawson MLC acknowledging Objective's commitment to delivering outstanding GovTech to Western Australia for more than 20 years.

Environmental responsibility is a feature of how we operate at Objective. We focus on practical actions within our control, from the energy used in our workplaces and technology infrastructure to business travel, procurement, and waste. These everyday choices support our ambition for our global operations to reach Net Zero by 2050.

Sustainability in practice

Sustainability is not just an isolated program at Objective; it is integrated into how we operate. From procurement policies that prioritise sustainable suppliers, to the design of our offices and the partners we choose, our decisions reflect our environmental commitments.

Energy and emissions

Energy used across our offices and data centres represents an important area of our environmental footprint. In FY2024, we established a baseline for our Scope 1 and Scope 2 greenhouse gas emissions, providing greater visibility of emissions associated with our global operations.

We continue to focus on practical opportunities to improve energy efficiency across our workplaces. The majority of our Australian offices operate from buildings with NABERS Energy ratings of 5 stars or higher, including our Sydney headquarters with a 6-star rating. Our Reading office in the United Kingdom also operates from a building with a high-grade Energy Performance Certificate.

We continue to consider the environmental commitments and practices of our technology partners as part of our broader approach to sustainability. As a SaaS provider, our largest suppliers are providers of cloud infrastructure. Our SaaS platforms are primarily supported by Microsoft Azure and Amazon Web Services, partners who share a strong commitment to operating sustainably.

Travel and commuting

With teams and customers across Australia, New Zealand, the United Kingdom, and the United States, some business travel remains important. We continue to manage travel carefully, prioritising in-person collaboration where it adds the greatest value and using digital collaboration wherever practical.

Our hybrid working practices also help reduce regular commuting. We encourage our people to consider lower-impact transport options, including cycling, walking, and public transport, where practical.

Reducing e-waste

We take a practical approach to reducing electronic waste by considering the full lifecycle of our technology. We prioritise quality when purchasing equipment, extend its useful life wherever practical, and seek opportunities to repurpose devices before recycling them responsibly.

- **Direct acquisition:** purchasing high-quality equipment from suppliers with strong environmental commitments.
- **Extending useful life:** taking a needs-based, rather than time-based, approach to replacing laptops, servers, and other hardware; repurposing older equipment to lower priority roles before retiring.
- **Repurposing:** equipment that no longer meets requirements for internal use but is still operational is offered to employees for personal use.
- **Recycling:** working with certified e-waste recycling partners to ensure hardware unsuitable for repurposing is safely processed.

76%

decommissioned laptops were given to re-use

589kg

remaining electronic equipment disposed via e-waste, 0% sent to landfill

For personal use only

Social

Our people are central to how Objective delivers for our customers and communities. We aim to create an environment where people feel they belong, can build their capabilities and careers, and are supported to do their best work. By investing in inclusion, development, connection, and wellbeing, we strengthen our culture and the capability of our teams.

Employee composition

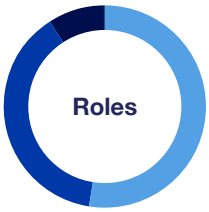

52% Distribution

39% Research & Development

9% General & Administration

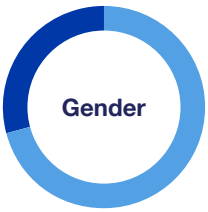

71% Male

29% Female

Average tenure (years)

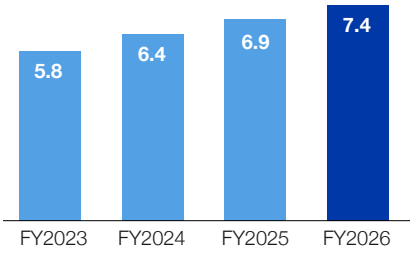

Gender pay gap over time (%)

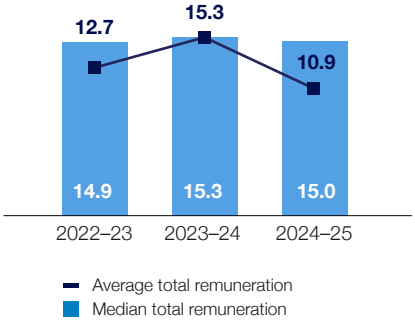

Endorsed Employer WORK180 For all women 2026

Sharing knowledge, exploring ideas and collaborating at Activate 26.

Objective employees running the BBQ for Care South's employees' family day out.

Some of Objective's team participating in the 2026 City to Surf.

Objective colleagues from around the world strengthening connections at Activate 26.

For personal use only

Diversity, equity, and inclusion

We are committed to creating an inclusive workplace where different perspectives are valued, people feel a sense of belonging, and everyone has the opportunity to contribute, develop, and grow.

Our reporting for the Australian Workplace Gender Equality Agency shows that Objective's average total remuneration gender pay gap reduced from 15.3% to 10.9% in 2024–25. This compares favourably to our industry comparison group at 14.6%, and the national average of 21.1%. Our median total remuneration gender pay gap was 15.0%.

Programs and learning

We continue to build gender equity and inclusion into our employee experience. Objective Women's Network supports and advocates for women across Objective, providing opportunities for connection, personal development, and professional growth. Mandatory workplace training reinforces respectful behaviours, shared expectations, and the role we all play in creating a safe, inclusive, and effective working environment.

Belonging and celebration

The cultural diversity of our people is celebrated through events and activities that bring employees together and strengthen connection. These include Mānawatia a Matariki (Māori New Year), Diwali, Lunar New Year, and Harmony Day, creating opportunities for our people to share traditions, stories, and food from the many cultures represented across Objective.

Learning, development, and connection

We create opportunities for our people to build their capabilities, grow their careers, and reach their potential. Our approach combines structured programs, leadership development, technical capability building, and self-directed learning to support individual growth and strengthen organisational capability.

Career development & leadership

During FY2026, we continued to invest in Women Rising, Male Allies, and Elevate, our Mentorship Program. These initiatives support career development and leadership capability while creating opportunities for our people to build networks, broaden their experience, and take on new challenges.

All employees have access to LinkedIn Learning, enabling flexible, self-directed development across a broad range of professional, technical, and leadership capabilities. Internal knowledge sharing, peer learning, and role-specific development provide further opportunities to learn from colleagues and build expertise.

These development opportunities help strengthen our internal capability and support career mobility. During the year, **10,492 learning videos** were completed, **8% of employees participated in mentoring**, and **32% of employees had an internal mobility opportunity**.

Communication & connection

Our annual global employee conference, Activate, is another important part of learning and connection at Objective. Bringing our people together in Australia and the UK, Activate aligns employees around our strategic priorities, builds capability, and strengthens connections across teams and geographies.

Across three days of presentations, hands-on workshops, and collaborative sessions, our people share knowledge, explore ideas, and celebrate achievements from across Objective. These shared experiences help build momentum for collaboration and innovation throughout the year.

Wellbeing

Supporting the mental, physical, social, and psychological wellbeing of our people helps create a healthy and sustainable workplace where people can perform at their best. We combine access to professional support with initiatives that encourage awareness, connection, and healthy lifestyles.

We promote positive mental health through awareness, education, and open conversations around events including Mental Health Awareness Month, Movember and Australia's Biggest Morning Tea. Our Employee Assistance Program provides employees with access to confidential counselling and support for a range of personal and professional challenges.

We also support physical wellbeing by making annual flu vaccinations available and encouraging our people to stay active and connect with colleagues. Participation in events including City2Surf, the Gong Ride, Steptember, the Wollongong Running Festival, and the Push-Up Challenge combines physical activity with team connection and fundraising for community causes.

Together, these initiatives contribute to an employee experience where our people feel supported, connected, and equipped to thrive.

Annual Report 2026

For personal use only

Objective Corporation Limited and its Controlled Entities

Governance

Integrity is one of Objective's core values and is embedded in how we work every day. It guides how we make decisions, work with each other, and build trusted relationships with our customers, partners, and the communities they serve. Our governance practices reinforce this culture, providing clear accountability, effective oversight, and a consistent approach to managing risk as we grow.

Governance framework

Our corporate governance framework provides clear oversight and accountability across Objective. It brings together Board oversight, management accountability, risk management, company policies, and independent assurance.

We regularly review our governance practices and policies to reflect regulatory requirements, evolving risks, and the needs of our business. Policies are accessible to employees through our internal systems, with key corporate governance policies and charters also available publicly.

We continue to maintain internationally recognised standards for Quality Management and Information Security through our ISO 9001 and ISO 27001 certifications. These provide independent assurance of the systems and processes that support our operations.

Risk management

During FY2026, we continued to embed our strategic planning framework across Objective, strengthening the connection between strategy, operational planning, accountability, and risk management.

The framework provides a consistent approach for translating our strategic priorities into plans across the business. Regular review and reporting provide greater visibility of progress, emerging risks, and opportunities, supporting informed decision-making by management and the Board.

Risk management is also integrated into everyday operations. Our teams consider risk across areas including product development, customer engagement, procurement, security, and operational planning. This helps us identify and manage risks as they emerge and supports the resilience of our business.

Our annual employee conference, Activate, remains an important part of communicating our strategy across Objective. It gives our people a shared understanding of our priorities for the year ahead, how their work contributes to them, and the operating disciplines that support their delivery.

Sharing learnings and strengthening connections at Activate 26.

For personal use only

Activate 26 brought the whole company together to understand the strategy and plans for the year ahead.

Board and oversight

Our Board of Directors provides independent oversight of Objective's governance, strategy, and risk management. The Board is supported by its committees, including the Audit & Risk Management Committee and the People & Remuneration Committee, which oversee key financial, risk, people, ethical, and regulatory responsibilities.

The Board regularly reviews Objective's governance and risk management frameworks to ensure they remain appropriate for our business and its operating environment.

Ethical conduct and compliance

Integrity is embedded in how we work at Objective. It shapes the decisions we make, how we work together, and how we engage with our customers, partners, and communities. Our policies reinforce this culture and provide clear guidance across areas including anti-bribery and corruption, whistleblowing, professional conduct, diversity and inclusion, and modern slavery.

Regular training helps keep these principles front of mind and supports our people to apply them confidently in their day-to-day work. We review our policies and training to ensure they continue to reflect our business, responsibilities, and operating environment.

We carry the same principles into the way we work with suppliers. Our procurement practices support responsible sourcing and ethical supplier relationships, with due diligence processes helping us identify and manage modern slavery risks.

Security and privacy

Protecting information is fundamental to the trust our customers place in Objective. Many of our customers operate in government and highly regulated environments, where the security, privacy, and integrity of information are critical.

We take a comprehensive approach to information security, supported by established governance, systems, processes, and ongoing employee awareness. Independent certifications and assessments provide additional assurance that our security practices meet recognised standards and the requirements of the environments in which our customers operate.

Security certifications and assessments

ISO 27001 Information Security Management System

Providing an internationally recognised framework for managing information security risks.

ISO 9001 Quality Management System

Supporting consistent quality management across our operations.

IRAP assessments

Objective Connect, Objective Nexus, and now Objective RegWorks have successfully completed assessments under the Australian Government Information Security Registered Assessors Program (IRAP) for documents up to PROTECTED level.

Cyber Essentials Plus

Providing independent assurance against the UK Government-backed cybersecurity standard.

Defence Industry Security Program (DISP)

Supporting our obligations when working with the Australian Department of Defence and the broader defence environment.

For personal use only

Directors' Report

For the year ended 30 June 2026

The Directors of Objective Corporation Limited ('the Company') present the Annual Report of the Company and its controlled entities (collectively 'the Group') for the year ended 30 June 2026.

Directors

The names and details of the Company's directors in office during the financial year and until the date of this report are set out below. Directors were in office for this entire period unless otherwise stated:

Mr Tony Walls

Chairman and Chief Executive Officer

Tony founded the Company in 1987 and has extensive experience in the IT industry. He is a member of the Audit Committee. Tony has a B.Math (Computing Science), a Grad. Dip in Applied Finance (SIA) and is a Fellow of the Australian Institute of Company Directors. Tony was appointed a director of Mirrabooka Investments Limited in March 2023.

Mr Nick Kingsbury

Independent Non-Executive Director

Nick was appointed as a Non-Executive Director in July 2008 and is the Chair of the Audit Committee. Nick is an experienced international software entrepreneur, strategist and venture capitalist. Nick founded, led and then sold a leading UK Business Process Management company. Nick then spent 7 years with the international venture capital company 3i, where he headed up the software sector team. From October 2011 to June 2015 he chaired a UK AIM listed cyber security company Accumuli, plc, which was successfully sold to NCC Group. As well as his role with Objective, he is a Partner with the venture capital firm Amadeus Capital Partners and sits on the boards of several early-stage technology businesses.

Mr Darc Rasmussen

Independent Non-Executive Director

Darc was appointed as a Non-Executive Director in August 2018 and is a member of the Audit Committee. Darc is a seasoned enterprise software professional with over 25 years' experience successfully building and growing Software as a Service (SaaS) and cloud-based businesses across global markets. Darc spent time working and living in Europe, the USA and Asia/Pacific growing public and private companies including Infor, SAP, IntraPower (Trusted Cloud) and Integrated Research. Darc led the SAP (NYSE:SAP) global CRM Line of Business, building it from start-up to total annual revenues of US$1.5 billion in 2007, establishing SAP as the global leader in the CRM market. He was CEO at Integrated Research (ASX:IRI) and led the company through a whole-of-business transformation strategy that delivered 70%+ growth in revenue and profits along with a tripling of the company's market capitalisation. During Darc's tenure, IRI was named a Gartner "Cool Vendor" and became the global leader in the Unified Communications Performance Management market. Darc was appointed as non-executive director of Gentrack Group Limited (NZX/ASX:GTK) on 12 December 2019 and resigned from the GTK board with effect from 20 April 2026. Darc joined the board of Urbanise.Com Ltd (ASX:UBN) on 18 April 2023.

Mr Stephen Bool

Independent Non-Executive Director

Stephen joined the Board in January 2022, after 17 years with Objective Corporation Limited in senior leadership positions, most recently as Chief Operating Officer for over 5 years. In that time, Stephen made important contributions across the entire organisation, helping shape the culture and operating structures that support our current business success.

Prior to joining Objective, Stephen had served in senior leadership roles at US multinational Software and Consulting Services companies including PeopleSoft (Oracle), and SPL WorldGroup (Oracle) during a career that spans over 30 years in the industry. Stephen holds a Bachelor's Degree in Computer Science and Master's Degree in Business Administration.

Company Secretary

Mr Ben Tregoning

Company Secretary

Ben is the Chief Financial Officer and was also appointed Company Secretary in July 2016. Ben has over 15 years' experience in financial roles within Financial Services and corporate finance businesses both in Australia and the UK. He is responsible for company secretarial and corporate governance support at Objective. Ben has a B.Commerce and a M.Commerce.

Principal activities

The principal activity of the Group during the year was the supply of information technology software and services. There was no significant change in the nature of the Group's activities during the year.

Dividends

An ordinary final unfranked dividend of $12,430,000 was paid on 16 September 2025. An ordinary interim unfranked dividend of $12,468,000 was paid on 17 March 2026.

Since the end of the financial year, the directors have recommended the payment of a final fully franked dividend of 8.0 cents per ordinary share on 14 September 2026 and final unfranked dividend of 5.0 cents per ordinary share on 15 September 2026. The aggregate amount of the dividends expected to be paid is $12,430,000. There is no conduit foreign income attributed to this final dividend declared.

For personal use only

Review of operations and financial results

A review of the Group operations and the results for the year ended 30 June 2026 is set out on pages 8 to 13 of the annual report and forms part of the Directors' Report. This includes the summary of consolidated results as well as an overview of the Group's financial performance.

The management of the Company and the execution of its growth are subject to a number of risks which could adversely affect the Group's future development, such as the attraction and retention of customers, loss of people, cash and other financial assets, research and development and cyber security.

Significant changes in state of affairs

There were no significant changes in the state of affairs of the Group during the financial year.

Share capital

As at 30 June 2026 the Company had 95,606,053 (2025: 95,592,996) fully paid ordinary shares on issue.

Share options and rights

Unissued shares under options and rights

As at the date of this report unissued ordinary shares in the Company under share-based payment arrangements are:

Options on issue	Number	Grant date	Expiry date
Employee options exercisable at $2.75	41,250	01/01/2019	01/01/2029
Employee options exercisable at $7.50	205,000	01/07/2020	01/07/2030
Employee options exercisable at $14.85	100,000	24/02/2022	30/04/2027
Employee options exercisable at $10.35	725,750	29/09/2023	01/01/2028
Employee options exercisable at $10.35	143,500	29/09/2023	01/01/2028
Employee options exercisable at $14.85	412,500	29/09/2023	01/01/2028
Employee options exercisable at $12.00	40,000	30/01/2024	01/01/2028
Employee options exercisable at $12.00	50,000	22/02/2024	01/01/2028
Employee options exercisable at $17.99	20,000	14/07/2025	31/12/2029
Total options on issue	**1,738,000**		
Weighted average exercise price	$11.33		

Rights on issue	Number	Grant date	Expiry date
Rights exercisable at $nil	21,500	22/12/2021	22/12/2026
Rights exercisable at $nil	1,000	21/03/2022	21/03/2027
Rights exercisable at $nil	14,700	29/09/2023	02/11/2027
Rights exercisable at $nil	750	23/05/2025	31/12/2026
Rights exercisable at $nil	1,375	22/07/2025	31/12/2029
Total rights on issue	**39,325**		
Weighted average exercise price	$nil		

Details of the options and rights on issue under each share-based payment arrangement are contained in Notes 20 and 28 to the financial statements.

Directors' Report continued

For the year ended 30 June 2026

For personal use only

Share options and rights continued

Shares issued on exercise of options and rights

Movements in equity incentives and shares issued on exercise of equity incentives during and since the end of the year:

Instrument	Number of instruments granted	Number of instruments forfeited	Number of instruments exercised	Number of ordinary shares issued on exercise	Amount paid per share	Amount unpaid on shares
Share options	20,000	15,000	381,750	381,750	$9.29	–
Rights	4,995	–	23,270[1]	18,270	–	–

1. 5,000 rights exercised were fulfilled by ordinary shares purchased on the ASX by Objective Corporation Limited Employee Share Trust.

Refer Note 28 for further details.

During the year, the Group issued 400,020 ordinary shares of the Company as a result of the exercise of 381,750 options and 18,270 rights at various prices under the share-based payment arrangements. Since the end of the financial year, the Group issued 7,250 ordinary shares of the Company as a result of the exercise of 7,250 rights, at $nil under the share-based payment arrangements, by employees.

Likely developments

The Group delivered strong profitability in FY2026. We continued to invest in our product portfolio and our workforce, as well as developing new markets for our products and pursuing non-organic growth opportunities.

The Directors have identified opportunities to continue to grow the business in FY2027 and the Group will be pursuing these whilst maintaining a focus on increasing profitability. Through product innovation and the development of outstanding software, we have expanded our addressable market in the regions in which we are well established, and our globally competitive products provide an opportunity for us to expand our presence beyond our current geographic footprint. The Group also retains significant financial capacity to pursue investment opportunities outside of the current product portfolio and customer reach. Refer to the Business Line Review section for further details.

Performance in relation to environmental regulation

The Board places a high priority on environmental issues and is satisfied that systems are in place for the management of the Company's compliance with applicable environmental regulations under the laws of the Commonwealth, States and Territories of Australia. The Company is not aware of any pending prosecutions relating to environmental issues, nor is the Company aware of any environmental issues, which would materially affect the business as a whole.

Events after balance sheet date

Subsequent to year end, the Group was advised that the Australian Department of Defence would not renew its Objective ECM Upgrade and Support Program agreement from 1 July 2026. The agreement contributed revenue of $8,252,000 for the year ended 30 June 2026. All revenue recognisable under this contract ceased on 30 June 2026.

For dividends resolved to be paid after 30 June 2026, refer Note 21.

Other than the above, the Directors have not become aware of any matter or circumstance not otherwise dealt with in the report or in the financial statements that has significantly or may significantly affect the operations of the Group, the results of those operations or the state of affairs of the Group in subsequent financial years.

Indemnifying Officers or Auditor

During the financial year the Company has paid an insurance premium for a Directors' and Officers' insurance policy. The liabilities insured are legal costs that may be incurred in defending civil or criminal proceedings that may be brought against the Directors or Company Secretary as a result of the work performed in their capacity as officers of entities in the Group to the extent permitted by law. The Directors have not disclosed the amount of the premium as such disclosure is prohibited under the terms of the contract. The Company has not otherwise, during or since the financial year, indemnified or agreed to indemnify an officer or auditor of the Company or any related body corporate against a liability incurred.

For personal use only

Corporate Governance Statement

The Company's Directors and management are committed to conducting the Group's business in an ethical manner and in accordance with the highest standards of corporate governance. The Company has adopted and substantially complies with the ASX Corporate Governance Principles and Recommendations (4th Edition) ('Recommendations') to the extent appropriate to the size and nature of the Group's operations.

The Company has prepared a Corporate Governance Statement which sets out the corporate governance practices that were in operation throughout the financial year for the Company, identifies any Recommendations that have not been followed, and provides reasons for not following such Recommendations. The Company's Corporate Governance Statement and policies will be approved at the same time as the Annual Report and will be found on its website: http://www.objective.com/about/investors.

Directors' interest

Directors' beneficial interest in shares, options and rights at the date of this report were:

Director	Number of ordinary shares	Number of options	Number of rights
Tony Walls	62,000,000	–	–
Nick Kingsbury	100,000	–	–
Darc Rasmussen	130,214	–	–
Stephen Bool	127,025	–	–
Total directors' interest	**62,357,239**		

Meetings of Directors

The number of Directors' and Audit Committee meetings held during the financial year and the number of meetings attended by each of the Directors are as follows:

	DIRECTORS' MEETING		AUDIT COMMITTEE MEETINGS	
Director	**Number of meetings held**	**Number of meetings attended**	**Number of meetings held**	**Number of meetings attended**
Tony Walls	12	12	2	2
Nick Kingsbury	12	12	2	2
Darc Rasmussen	12	12	2	2
Stephen Bool	12	12	n/a	n/a

Auditor's Independence Declaration

A copy of the auditor's independence declaration in relation to the financial year is included on page 68.

Auditor's non-audit services

The Company has not engaged the Group auditor, Pitcher Partners, to provide non-audit services during the financial year.

Rounding of amounts

The Company is an entity to which *ASIC Corporations (Rounding in Financial/Directors' Reports) Instrument 2026/183* applies and accordingly, amounts in the financial statements and Directors' Report have been rounded to the nearest thousand dollars, unless specifically stated to be otherwise.

Proceedings on behalf of the Company

No person has applied to the Court for leave to bring proceedings on behalf of the Company, or to intervene in any proceedings to which the Company is a party, for the purpose of taking responsibility on behalf of the Company for all or part of those proceedings. The Company was not a party to any such proceedings during the year.

Directors' Report continued

For the year ended 30 June 2026

For personal use only

Audited Remuneration Report

This remuneration report details the key management personnel ("KMP") remuneration arrangements for the Group, in accordance with the requirements of the *Corporations Act 2001* (Cth) and its Regulations.

The table below lists the Executives of the Group for the year ended 30 June 2026 and whose remuneration details are outlined in this Remuneration Report.

Directors	
Tony Walls	Chairman and Chief Executive Officer
Nick Kingsbury	Independent Non-Executive Director
Darc Rasmussen	Independent Non-Executive Director
Stephen Bool	Independent Non-Executive Director

Executive key management personnel	
Ben Tregoning	VP Corporate Services and Chief Financial Officer (CFO)

Overview of remuneration approach and framework

The Board from time to time reviews the remuneration packages of all Directors and Executive Officers with due regard to performance and other relevant factors. The remuneration policy generally is to ensure the remuneration package properly reflects the person's duties and responsibilities and that the remuneration is competitive to attract, retain and motivate employees of the highest calibre.

Executive Directors and Executives (Executive KMP)

The Group aims to reward executives with a level and mix of remuneration based on their position and responsibility. All Executive KMP remuneration is comprised of the following:

- Fixed remuneration made up of contractual base salary, leave entitlements and legislated superannuation guarantee
- Variable remuneration in the form of short-term cash incentive and a long-term incentive through the issue of share options and/or rights at the Board's discretion.

The variable components, such as bonuses, are structured to reward outstanding performance against agreed Key Performance Indicators ("KPIs") including financial and non-financial metrics aligned with the Group's business strategy. Ultimately, bonuses and discretionary payments to Executive KMP are at the discretion of the Board.

Remuneration and other terms of employment of the Executive KMP are formalised in employment agreements and contain the following key terms:

	Chief Executive Officer	Chief Financial Officer
Annual Salary	Total fixed remuneration of $303,262 inclusive of superannuation	Total fixed remuneration of $399,501 inclusive of superannuation
Performance Bonus	No STI potential	Total potential STI of up to 41% of Annual Salary, based on performance measured against a range of performance indicators
Long-term Incentive	Long-term incentives include long service leave	Long-term incentives include long service leave and share-based payments
Equity Interest	None	Equity holdings and acquisition of shares in the Company under the employee share plans
Notice Period	Six months	One month

There are no retirement and termination benefits for Executive Directors or Executives apart from those that accrue from the relevant laws such as unpaid annual leave, superannuation, long service leave and notice of termination. The Group may consider payments on termination even though legally not required, to protect its rights if it is commercially beneficial to its interests.

Non-Executive Directors

Fees and payments to Non-Executive Directors reflect the demands that are made on, and the responsibilities of, the Directors. The Board decides the total amount paid to each non-executive Director as remuneration for their services as a Director. Non-Executive Directors receive an annual fee, paid monthly. The fees are not linked to performance of the Company. However, to align Non-Executive Directors' interest with shareholder interests, the Non-Executive Directors are encouraged to hold shares in the Company and are able to participate in the employee share option plan.

For personal use only

Voting and comments made at the Company's 25th November 2025 Annual General Meeting ('AGM')

At the 2025 AGM, 97.6% of the votes received supported the adoption of the remuneration report for the year ended 2025. The Company did not receive any specific feedback at the AGM regarding its remuneration practices. The Group did not engage a remuneration consultant to provide recommendations in respect of the remuneration of KMP.

Group performance

Information about the Group's earnings and movements in shareholder wealth for the past five years up to and including the current financial year are set out in the table below.

Measure	2026	2025	2024	2023	2022
Revenue ($'000)	134,711	123,500	117,500	110,364	106,505
Net profit after tax ($'000)	37,191	35,440	31,330	21,087	19,563
Basic earnings per share	38.9 cps	37.2 cps	32.9 cps	22.2 cps	20.7 cps
Dividends	26.0 cps	22.0 cps	17.0 cps	13.5 cps	11.0 cps
Share price at 30 June ($)	10.30	19.16	12.03	13.77	13.73
Share buy-backs ($'000)	7,136	–	2,848	1,239	–

Remuneration received by KMP is set out in the table below.

	SHORT-TERM			LONG-TERM	SHARE-BASED PAYMENTS (SBP)	POST EMPLOYMENT			
2026	Salary and fees $	Bonus $	Other $	Leave entitle-ments $	Options and rights $	Super-annuation $	Total $	% perform-ance related %	Value of SBP as % of remune-ration %
N Kingsbury	71,261	–	–	–	–	–	71,261	–	–
T Walls	279,504	–	(6,174)	5,286	–	30,000	308,616	–	–
D Rasmussen	55,000	–	–	–	–	–	55,000	–	–
S Bool	63,636	–	–	–	33,450	7,636	104,722	–	31.9 %
B Tregoning	359,016	26,663[1]	10,485	17,694	192,138	30,000	635,996	4.2 %	30.1 %

1. Granted by the Board on 26 February 2026 and represents 16% bonus as a percentage of maximum achievable.

Remuneration received by KMP in the previous corresponding period is set out in the table below.

	SHORT-TERM			LONG-TERM	SHARE-BASED PAYMENTS (SBP)	POST EMPLOYMENT			
2025	Salary and fees $	Bonus $	Other $	Leave entitle-ments $	Options and rights $	Super-annuation $	Total $	% perform-ance related %	Value of SBP as % remune-ration %
N Kingsbury	71,963	–	–	–	–	–	71,963	–	–
T Walls	249,296	–	–	37,509	–	27,669	314,474	–	–
D Rasmussen	54,167	–	–	–	–	–	54,167	–	–
S Bool	63,636	–	–	–	33,450	7,318	104,404	–	32.0 %
B Tregoning	350,763	60,338[1]	1,342	10,901	329,532	29,932	782,808	7.7 %	42.1 %

1. Granted by the Board on 18 March 2025 and represents 40% bonus as a percentage of maximum achievable.

Directors' Report continued

For the year ended 30 June 2026

For personal use only

Audited Remuneration Report continued

The bonuses in the above tables are short-term incentives fully vested to the Executive for that year. The cash bonuses are determined by the Board based on overall Group performance and achievement of financial and operational targets within individual areas of control. Refer table on page 24 for other key terms relating to short-term incentives.

The fair value of options and rights has been determined using either Black-Scholes or Monte-Carlo Simulation option pricing models, taking into account the exercise price, the term of the option, the vesting criteria, the impact of dilution, the non-tradeable nature of the option, the price at grant date of the underlying share and the expected price volatility of that share, the expected dividend yield and the risk-free interest rate for the term of the option and rights. The value of the option or right at grant date is then amortised over the relevant vesting period. The value included in remuneration of key management personnel above relates to the amortised value of options and rights granted and vested. Refer to Note 28 for further details.

Details of options over ordinary shares granted and vested for Directors or other KMP during the current year

Directors and KMP	Number of options at 30 June 2025	Number granted	Number exercised	Number of options at 30 June 2026	Vested and exercisable at 30 June 2026	Amount paid per share	Amount unpaid on share
B Tregoning	426,250	–	(13,750)	412,500 [1]	–	$7.50	–
Weighted average exercise price	$14.61	–	$7.50	$14.85	n/a	n/a	n/a
Fair value per option	**n/a**	**n/a**	**$0.44**	**n/a**	**n/a**	**n/a**	**n/a**

1. Includes options that are exercisable in three remaining equal tranches with an exercise price of $14.85 per share and contain exercise restriction periods up to 15th December 2027. Share options are subject to restrictions dependent on length of service.

Details of movement in share rights for Directors or other KMP during the current year

Directors and KMP	Number of rights at 30 June 2025	Number granted	Number exercised	Number of rights at 30 June 2026	Grant date	Fair value per right – granted	Vested and exercisable at 30 June 2026
S Bool	5,000	–	(5,000)	– [1]	28/11/2022	n/a	–
B Tregoning	–	3,620	(3,620)	– [1]	22/07/2025	$19.05	–
Exercise price	n/a	$nil	$nil	n/a	n/a	n/a	n/a

1. Share rights vest subject to the relevant holders remaining employed or engaged as at the reporting date. There are no performance conditions attached to these rights.

Shareholdings of Key Management Personnel

KMP	Number of shares at 30 June 2025	Share options exercised	Rights exercised	Shares sold	Number of shares at 30 June 2026
T Walls	62,000,000	–	–	–	62,000,000
N Kingsbury	100,000	–	–	–	100,000
D Rasmussen	130,214	–	–	–	130,214
S Bool	130,000	–	5,000	(7,975)	127,025
B Tregoning	328,750	13,750	3,620	(79,861)	266,259

There were no loans to key management personnel during the financial year.

Signed in accordance with a resolution of the Board of Directors.

Tony Walls
Director

Date: 27 August 2026

Consolidated Statement of Profit or Loss

For the year ended 30 June 2026

	Notes	CONSOLIDATED 2026 $'000	2025 $'000
Revenue	3 & 5	134,711	123,500
Cost of sales		(7,669)	(7,195)
Gross profit		**127,042**	**116,305**
Distribution expenses		(47,574)	(43,376)
Research and development expenses		(16,350)	(15,552)
Administration and other operating expenses		(9,396)	(9,312)
Depreciation and amortisation expenses	6	(8,686)	(7,234)
Finance costs		(516)	(582)
Other (losses)/gains	6	(134)	935
Other income		70	189
Profit before income tax	3 & 6	**44,456**	**41,373**
Income tax expense	8	(7,265)	(5,933)
Profit for the year attributable to shareholders of Objective Corporation Limited		**37,191**	**35,440**

		Cents	Cents
Basic earnings per share	4	38.9	37.2
Diluted earnings per share	4	38.4	36.6

The above consolidated statement of profit or loss should be read in conjunction with the accompanying notes.

For personal use only

Consolidated Statement of Comprehensive Income

For the year ended 30 June 2026

	Notes	CONSOLIDATED 2026 $'000	2025 $'000
Profit for the year		**37,191**	**35,440**
Other comprehensive income			
Items that may be reclassified subsequently to profit or loss:			
Exchange differences on translation of foreign operations	22	(3,252)	521
Other comprehensive (loss)/income for the year, net of tax		**(3,252)**	**521**
Total comprehensive income for the year		**33,939**	**35,961**
Total comprehensive income for the year attributable to shareholders of Objective Corporation Limited		33,939	35,961

The above consolidated statement of comprehensive income should be read in conjunction with the accompanying notes.

For personal use only

For personal use only

Consolidated Statement of Financial Position

As at 30 June 2026

	Notes	CONSOLIDATED 2026 $'000	2025 $'000
Current assets			
Cash and cash equivalents	9	92,696	99,157
Trade and other receivables	11	5,976	9,880
Contract assets	12	2,353	2,093
Current tax assets		–	556
Other assets	13	3,725	3,881
Total current assets		**104,750**	**115,567**
Non-current assets			
Property, plant and equipment	14	1,722	2,122
Right-of-use assets	15	7,907	9,384
Intangible assets	16	80,577	66,885
Other assets	13	7	6
Total non-current assets		**90,213**	**78,397**
Total assets		**194,963**	**193,964**
Current liabilities			
Trade and other payables	17	13,396	11,934
Contract liabilities	12	45,509	52,916
Lease liabilities	18	2,906	3,057
Current tax liabilities		1,410	–
Provisions	19	6,901	6,408
Other liabilities		97	–
Total current liabilities		**70,219**	**74,315**
Non-current liabilities			
Lease liabilities	18	6,710	8,387
Deferred tax liabilities	8	7,455	3,884
Provisions	19	1,110	1,187
Total non-current liabilities		**15,275**	**13,458**
Total liabilities		**85,494**	**87,773**
Net assets		**109,469**	**106,191**
Equity			
Share capital	20	16,692	13,857
Reserves	22	(20,784)	(8,934)
Retained earnings		113,561	101,268
Total equity		**109,469**	**106,191**

The above consolidated statement of financial position should be read in conjunction with the accompanying notes.

For personal use only

Consolidated Statement of Changes in Equity

For the year ended 30 June 2026

	Notes	CONSOLIDATED			
		Share capital $'000	Reserves $'000	Retained earnings $'000	Total $'000
As at 30 June 2024		**12,385**	**(10,681)**	**90,597**	**92,301**
Profit for the year		–	–	35,440	35,440
Exchange differences on translation of foreign operations	22	–	521	–	521
Total comprehensive income for the period		**–**	**521**	**35,440**	**35,961**
Transactions with owners in their capacity as owners:					
Share-based payments	22	–	1,226	–	1,226
Share options exercised	20	1,472	–	–	1,472
Dividends paid	10(b) & 21	–	–	(24,769)	(24,769)
Buy-back of ordinary shares	22	–	–	–	–
Treasury shares acquired and issued	20 & 22	–	–	–	–
Total transactions with owners in their capacity as owners		**1,472**	**1,226**	**(24,769)**	**(22,071)**
As at 30 June 2025		**13,857**	**(8,934)**	**101,268**	**106,191**
Profit for the year		–	–	37,191	37,191
Exchange differences on translation of foreign operations	22	–	(3,252)	–	(3,252)
Total comprehensive income for the period		**–**	**(3,252)**	**37,191**	**33,939**
Transactions with owners in their capacity as owners:					
Share-based payments	22	–	700	–	700
Share options exercised	20	673	–	–	673
Dividends paid	10(b) & 21	–	–	(24,898)	(24,898)
Buy-back of ordinary shares	22	–	(7,136)	–	(7,136)
Treasury shares acquired and issued	20 & 22	2,162	(2,162)	–	–
Total transactions with owners in their capacity as owners		**2,835**	**(8,598)**	**(24,898)**	**(30,661)**
As at 30 June 2026		**16,692**	**(20,784)**	**113,561**	**109,469**

The above consolidated statement of changes in equity should be read in conjunction with the accompanying notes.

Consolidated Statement of Cash Flows

For the year ended 30 June 2026

	Notes	CONSOLIDATED 2026 $'000	2025 $'000
Cash flows from operating activities			
Receipts from customers		141,517	131,465
Payments to suppliers and employees		(93,369)	(83,387)
Interest received		3,586	2,759
Interest paid		(515)	(572)
Income taxes paid, net		(1,894)	(4,005)
Net cash inflow from operating activities	**10(a)**	**49,325**	**46,260**
Cash flows from investing activities			
Repayment of loans by employees		–	8
Payment for acquisition of subsidiaries, net of cash acquired [1]		(3,004)	(94)
Payments for intangibles	**16**	(17,431)	(15,674)
Payments for property, plant and equipment	**14**	(571)	(587)
Net cash outflow from investing activities		**(21,006)**	**(16,347)**
Cash flows from financing activities			
Dividends paid	**10(b)**	(24,828)	(24,810)
Repayment of lease liabilities	**10(b)**	(2,973)	(2,847)
Payment for buy-back of shares		(7,136)	–
Treasury shares acquired		(62)	(132)
Proceeds from issue of shares		735	1,604
Net cash outflow from financing activities		**(34,264)**	**(26,185)**
Net (decrease)/increase in cash and cash equivalents		**(5,945)**	**3,728**
Cash and cash equivalents at the beginning of the financial year		99,157	95,979
Effects of exchange rate changes on cash and cash equivalents		(516)	(550)
Cash and cash equivalents at end of the financial year	**9**	**92,696**	**99,157**

1. Made up of the purchase consideration for the acquisition of Isovist Holdings Limited in the amount of $4,350,000 (NZD 4,696,000) net of cash acquired of $1,346,000 (NZD 1,453,000).

The above consolidated statement of cash flows should be read in conjunction with the accompanying notes.

For personal use only

Notes to the Financial Statements

For the year ended 30 June 2026

For personal use only

Note 1 – General information

Corporate information

Objective Corporation Limited ("the Company") is a limited company incorporated in Australia whose shares are publicly traded on the Australian Securities Exchange. The address of its registered office is Level 30, 177 Pacific Highway, North Sydney NSW 2060, Australia.

This financial report includes the consolidated financial statements of Objective Corporation Limited and its controlled entities ("the Group"). Information about subsidiaries at 30 June 2026 is set out under Note 24.

The Group is a 'for profit' entity and the principal activities for the Group's various business areas are described in more detail in Note 3 Segment Information.

The financial statements were approved by the Board of Directors and authorised for issue on 27 August 2026.

Basis of preparation

This financial report is a general purpose financial report which:

- has been prepared in accordance with Australian Accounting Standards and the *Corporations Act 2001* (Cth);
- complies with International Financial Reporting Standards (IFRS) as issued by the International Accounting Standards Board (IASB) and Interpretations as issued by the IFRS Interpretations Committee (IFRIC);
- has been prepared on a historical cost basis except for certain items measured at fair value;
- has been prepared on a going concern basis;
- is presented in Australian dollars (AUD), which is the Group's functional and presentation currency; and
- is presented with values rounded to the nearest thousand dollars in accordance with *ASIC Corporations (Rounding in Financial/Directors' Reports) Instrument 2026/183*.

Where necessary, comparative information has been restated to conform to the current year's disclosures (Refer Note 2).

Note 2 – Material Accounting Policy information

Material accounting policies applied by the Group in the preparation of the consolidated financial statements are incorporated into the individual notes, and supplemented by the disclosures hereunder.

The accounting policies applied are consistent with those of the previous financial year except for the adoption of new accounting standards, interpretations, or amendments.

New or revised accounting standards

In the current year, the Group has adopted all of the new and revised Standards and Interpretations issued by the Australian Accounting Standards Board that are mandatory for the current reporting period.

None of these standards have had a material impact on the disclosures or on the amounts recognised in the consolidated financial statements.

New standards and interpretations and amendments to existing standards and interpretations issued by the IASB, but not yet mandatory, have not been early adopted by the Group for the annual reporting period ended 30 June 2026. The Group's assessment of the impact of these new or amended Accounting Standards and Interpretations, most relevant to the Group, are set out below.

AASB 18 Presentation and Disclosure of Financial Statements

This standard is applicable to annual reporting periods beginning on or after 1 January 2027 and early adoption is permitted. The standard replaces *IAS 1 'Presentation of Financial Statements'*, with many of the original disclosure requirements retained and there will be no impact on the recognition and measurement of items in the financial statements. But the standard will affect presentation and disclosure in the financial statements, including introducing five categories in the consolidated statement of profit or loss and other comprehensive income: operating, investing, financing, income taxes and discontinued operations. The standard introduces two mandatory sub-totals in the statement: 'Operating profit' and 'Profit before financing and income taxes'. There are also new disclosure requirement for 'management-defined performance measures', such as earnings before interest, taxes, depreciation and amortisation ('EBITDA') or adjusted profit. The standard provides enhanced guidance on grouping of information (aggregation and disaggregation), including whether to present this information in the primary financial statements or in the notes. The Group will adopt this standard from 1 July 2027, and it is expected that there will be a significant change to the layout of the consolidated statement of profit or loss and consolidated statement of other comprehensive income.

Basis of consolidation

The consolidated financial statements have been prepared by aggregating the financial statements of all the entities that comprise the Group, being Objective Corporation Limited and its controlled entities. In these consolidated financial statements:

- results of each controlled entity are included from the date Objective Corporation Limited obtains control and until such time as it ceases to control an entity; and
- all inter-entity balances and transactions are eliminated.

Control is achieved when Objective Corporation Limited is exposed to, or has rights to, variable returns from its involvement with an entity and has the ability to affect those returns through its power to direct the activities of the entity.

Assets and liabilities in foreign subsidiaries, whose functional currencies differ from the presentation currency, are converted to AUD using the exchange rate in effect at the reporting date. Income and expenses from foreign companies are converted to AUD using the monthly average rate of exchange. All translation differences are recognised in other comprehensive income and accumulated in the foreign currency translation reserve.

For personal use only

Foreign currency transactions and balances

Transactions in foreign currency are converted at the exchange rate applicable on the transaction date. Monetary items in a foreign currency are converted to AUD using the exchange rate applicable on the balance sheet date. Changes to exchange rates are recognised in the consolidated statement of profit or loss as they occur during the accounting period.

Significant judgments and key sources of estimation uncertainty

Significant judgments and key assumptions that management has made in applying the Group's material accounting policies and that have a significant effect on the amounts recognised in the consolidated financial statements are:

Note	Judgement/Estimation
3, 5	Revenue from contracts with customers
11	Expected credit loss allowance
16	Capitalised development costs
14, 15, 16	Useful life for depreciable assets
15, 18	Lease terms and incremental borrowing rates
19, 28	Employee benefits assumptions and share-based remuneration
8	Income taxes
16	Impairment assessment

The estimates and assumptions are based on the information available at the date of issuance of the consolidated financial statements, historical experience and other factors, including expectations of future events which are believed to be reasonable at that time. The actual results might differ from the estimates.

Note 3 – Segment information

Operating and reportable segments

The Group applies a 'management approach' to identify its segments, based on the information provided to the Group's chief operating decision-makers (CODM). Accordingly, segment information is prepared on the basis of internal management reporting that is regularly reviewed by the CODM to assess the performance of the segment and make decisions regarding the allocation of resources. Within the Group, the function of the CODM is exercised by the CEO.

The CODM assesses the financial performance of the Group on an integrated basis only, and accordingly the Group is managed on the basis of a single segment.

Revenue by product group

The revenue analysis presented to the CODM on a monthly basis is categorised by product group as below:

	CONSOLIDATED	
	2026 $'000	**2025 $'000**
Revenue by product group:		
Information Intelligence	87,853	83,392
Planning & Building	18,481	13,061
Regulatory Solutions	25,302	23,622
Total revenue from contracts with customers	**131,636**	**120,075**
Other revenue:		
Interest income	3,075	3,425
Total revenue	**134,711**	**123,500**

Notes to the Financial Statements continued

For the year ended 30 June 2026

For personal use only

Note 3 – Segment information continued

Product groups	Description
Information Intelligence	Includes revenue from Objective Nexus, which allows customers to manage information and process governance across the enterprise through either on-premise or cloud infrastructure. Also includes the revenue from the sale of Objective Connect products which enable customers to collaborate with external organisations with the security, information governance and auditability demanded by government and Objective Redact products which allow users to irreversibly remove sensitive information from any electronic document. It also includes results from the sale of Objective Keystone products that improve efficiency and deliver governance in the process of authoring, reviewing, engaging with and publishing documents.
Planning & Building	Includes revenue from sales of Objective Build, a leading end-to-end building consenting solution, Objective Trapeze products which digitally transform development application plan reviews and assessments and Isoplan products.
Regulatory Solutions	Includes revenue from Objective RegWorks and Objective Reach products that are focused on the delivery of government regulation technology solutions, helping governments and regulators to productively carry out the essential work of delivering safety, regulation, compliance and enforcement outcomes that make our communities safer places to live.

Revenue by geographic location

A large amount of revenue is generated by customers that are global, from transactions that cross multiple countries and where the source of revenue can be unrelated to the location of the users accessing the software.

	CONSOLIDATED	
	2026 $'000	**2025 $'000**
Revenue by location:		
Australia	103,126	95,795
United Kingdom	16,275	14,095
New Zealand	14,268	12,060
Rest of the world	1,042	1,550
Total revenue	**134,711**	**123,500**

There were no customers contributing more than 10% of total revenue during the current and comparative period.

The CODM continues to consider the financial position of the business from a geographical perspective and as such the assets and liabilities of the Group are presented by geographical region for both the year ended 30 June 2026 and the comparative period.

Reportable segment assets and liabilities by geographic location

	CONSOLIDATED		
30 June 2026	**Asia Pacific $'000**	**Europe $'000**	**Total $'000**
Reportable segment assets	163,805	31,158	194,963
Reportable segment liabilities	74,066	11,428	85,494

30 June 2025	**Asia Pacific $'000**	**Europe $'000**	**Total $'000**
Reportable segment assets	162,700	31,264	193,964
Reportable segment liabilities	73,913	13,860	87,773

For personal use only

Reconciliation of non-current assets

	CONSOLIDATED	
	2026 $'000	**2025 $'000**
Non-current assets by location of assets		
Australia	59,411	48,924
United Kingdom	11,390	11,199
New Zealand	13,145	11,550
Rest of the world	6,267	6,724
Total non-current assets	**90,213**	**78,397**

Note 4 – Earnings per share

	CONSOLIDATED	
	2026	**2025**
Net profit for the year attributable to the shareholders of Objective Corporation Limited ($'000)	37,191	35,440
Weighted average number of ordinary shares used in basic earnings per share	95,636,217	95,342,877
Effect of potentially dilutive shares	1,288,068	1,415,586
Weighted average number of ordinary shares used in diluted earnings per share	96,924,285	96,758,463
Basic earnings per share	**38.9 cents**	**37.2 cents**
Diluted earnings per share	**38.4 cents**	**36.6 cents**

Note 5 – Revenue from contracts with customers

	CONSOLIDATED	
	2026 $'000	**2025 $'000**
Revenue from contracts with customers	**131,636**	**120,075**
Other revenue:		
Interest income	3,075	3,425
Total revenue	**134,711**	**123,500**

Disaggregation of revenue from contracts with customers

The Group's revenue disaggregated by pattern of revenue recognition is as follows.

	CONSOLIDATED	
	2026 $'000	**2025 $'000**
Timing of revenue recognition:		
– products and services transferred at a point in time	–	–
– products and services transferred over time	131,636	120,075
Total revenue from contracts with customers	**131,636**	**120,075**

Notes to the Financial Statements continued

For the year ended 30 June 2026

For personal use only

Note 5 – Revenue from contracts with customers continued

Recognition and measurement – Revenue from contracts with customers

Revenue from contracts with customers is recognised upon transfer of control of the promised goods or services to customers in an amount that reflects the consideration the Group expects to receive in exchange for those goods or services.

The Group designs, develops and delivers specialised software solutions to assist predominantly public sector bodies to operate with increased effectiveness, transparency and efficiency through uptake of the Group's content, collaboration and process management solutions.

From these activities, the Group generates the following streams of revenue:

- Software licence or subscription revenue
- Implementation and consulting revenue
- Other ancillary fees such as hosting and support service fees

Each of the above services delivered to customers is considered separate performance obligations, even though for practical expediency they may be governed by a single legal contract with the customer.

Revenue recognition for each of the above revenue streams is as follows:

Revenue stream	Performance obligation	Timing of recognition
Software license revenue	Access to software	Software license revenue offered on a subscription basis is recognised over time based on an equal daily rate over the term of the contract as the customer simultaneously receives and consumes the benefit of accessing the software. Subscription customers are typically invoiced annually in advance and prior to revenue recognition, which results in contract liabilities. The consideration is payable when invoiced.
Implementation and consulting revenue	As defined in the contract	Professional service revenue billed on a time and materials basis is recognised over time as services are delivered. Revenue from providing services is recognised in the accounting period in which the services are rendered. Revenue is calculated based on time and materials. For fixed-price contracts, revenue is recognised over time based on the extent of progress towards completion of the performance obligation, on a project-by-project basis. The method used to measure progress depends on the nature of the services. Revenue is recognised on the basis of time and materials incurred to date relative to the total budgeted inputs. The output method on the basis of milestones is used when the contractual terms align the Group's performance with measurements of value to the customer. Revenue is recognised for services performed to date based on contracted rates and/or milestones that correspond to the amount the Group is entitled to invoice.
Other ancillary fees	Provision of hosting services, cloud services, support and maintenance services	Over time, depending on circumstances.

Significant accounting estimates and judgements – revenue from contracts with customers

Performance obligations

The Group's contracts with customers may include multiple performance obligations, such as software installation, licences and upgrade support. Management assesses whether each good or service is distinct and accounted for separately, should be combined with other goods or services, or forms part of a series of substantially similar goods or services transferred to the customer in the same pattern.

Transaction price

At contract inception, the Group estimates the transaction price, including variable consideration arising from performance against agreed key performance indicators. Variable consideration is included using the expected value method only to the extent that it is highly probable that reversals in the cumulative amount of revenue recognised will not occur in subsequent periods. The expected value method for estimating variable consideration is generally used where the Group has a large number of contracts with similar characteristics.

The transaction price is allocated to each performance obligation based on the relative stand-alone selling prices of the distinct products or services, considering customer pricing, contract size and duration, and the Group's overall go-to-market strategy.

For personal use only

Contract modifications

The Group's contracts with customers may be modified for changes in specifications or requirements. Modifications that change enforceable rights and obligations are accounted for as an adjustment to revenue, either prospectively as a separate or replacement contract, through a cumulative catch-up adjustment, or a combination of these approaches, depending on the nature of the modification. For contracts involving a series of distinct goods or services recognised over time, modifications are treated prospectively.

Judgement is applied in relation to the accounting for such modifications where the final terms or legal contracts have not been agreed prior to the period end as management need to determine if a modification has been approved and if it either creates new or changes existing enforceable rights and obligations of the parties. Depending upon the outcome of such negotiations, the timing and amount of revenue recognised may be different in the relevant accounting periods. Modification and amendments to contracts are undertaken via an agreed formal process. For example, if a change in scope has been approved but the corresponding change in price is still being negotiated, management use their judgement to estimate the change to the total transaction price. Importantly any variable consideration is only recognised to the extent that it is highly probable that no revenue reversal will occur.

Note 6 – Profit and loss items

	CONSOLIDATED	
	2026 $'000	**2025 $'000**
Expenses:		
Depreciation expenses – property, plant and equipment	(924)	(1,017)
Depreciation expenses – right-of-use assets	(2,705)	(2,831)
Amortisation expenses – intangible assets	(5,057)	(3,386)
Expected credit loss reversal – trade receivable and contract assets	–	146
Interest expense – lease liabilities	(503)	(567)
Other finance costs	(13)	(15)
Other short term lease expenses	(35)	(34)
Employee benefits expense	(68,787)	(64,509)
Superannuation expense	(5,902)	(5,346)
Share-based payments expense	(700)	(1,226)
Net foreign exchange (losses)/gains	(133)	935
Merger and acquisition costs	(119)	(441)

Note 7 – Auditor's remuneration

	CONSOLIDATED	
	2026 $	**2025 $**
Pitcher Partners		
Audit and review of financial statements	198,500	188,500
Total remuneration of Pitcher Partners	**198,500**	**188,500**
Non-Pitcher Partners		
Audit and review of financial statements	41,577	43,242
Tax compliance and accounting services	8,163	8,544
Total remuneration of non-Pitcher Partners	**49,740**	**51,786**

Audit fee is included in Administration and Other Operating Expenses on the face of the consolidated statement of profit or loss. Pitcher Partners is the auditor of the Group.

Notes to the Financial Statements continued

For the year ended 30 June 2026

For personal use only

Note 8 – Income taxes

(a) Components of income tax expense

	CONSOLIDATED	
	2026 $'000	**2025 $'000**
Current tax expense on profits for the year	3,861	2,722
Deferred tax expense related to movements in deferred tax balances	3,290	3,163
Income tax under provided in prior years	114	48
Income tax expense	**7,265**	**5,933**

(b) Reconciliation of income tax expense to prima facie tax payable

	CONSOLIDATED	
	2026 $'000	**2025 $'000**
Profit before income tax expense	44,456	41,373
Prima facie income tax expense calculated at the tax rate of 30%	13,337	12,412
Tax effect of amounts which are not deductible/(taxable) in calculating taxable income:		
Amortisation expenses – intangibles	93	113
Share-based payment expenses	210	368
Other non-allowable deductions	71	405
Subtotal	13,711	13,298
Different tax rates of subsidiaries operating in other jurisdictions	(190)	(267)
Adjustments for current tax of prior periods	114	48
Research and development tax credit	(3,971)	(3,957)
Tax effect of cash contributions to employee share trust	(2,399)	(2,346)
Recoupment in the current year of previously unrecognised tax losses	–	(412)
Previously unrecognised tax losses now recognised as deferred tax assets	–	(431)
Income tax expense	**7,265**	**5,933**

(c) Deferred tax balances as disclosed in the consolidated statement of financial position

	CONSOLIDATED	
	2026 $'000	**2025 $'000**
Deferred tax assets arising on deductible temporary differences	3,328	3,355
Deferred tax liabilities arising on taxable temporary differences	(10,783)	(7,239)
Total net deferred tax liabilities	**(7,455)**	**(3,884)**

For personal use only

(d) Movement in deferred tax balances

	CONSOLIDATED				
	Opening balance $'000	Acquisition of subsidiary $'000	Charged to profit or loss $'000	Foreign currency translation $'000	Closing balance $'000
At 30 June 2026					
Property, plant and equipment	359	–	97	(2)	454
Unrealised foreign exchange	25	–	(36)	–	(11)
Employee benefits provision	2,086	–	133	(9)	2,210
Rent incentive provision	230	–	(173)	(1)	56
Deferred expenditures for tax purposes	7	–	–	–	7
Other individually insignificant balances	217	–	37	–	254
Tax losses	431	–	7	(91)	347
Intangibles	(6,845)	(234)	(3,508)	55	(10,532)
Accrued interest income	(394)	–	153	1	(240)
Total net deferred tax liabilities	**(3,884)**	**(234)**	**(3,290)**	**(47)**	**(7,455)**
At 30 June 2025					
Property, plant and equipment	373	–	(9)	(5)	359
Unrealised foreign exchange	–	–	25	–	25
Employee benefits provision	1,977	–	136	(27)	2,086
Rent incentive provision	150	–	83	(3)	230
Deferred expenditures for tax purposes	33	–	(26)	–	7
Other individually insignificant balances	299	–	(86)	4	217
Tax losses	–	–	431	–	431
Intangibles	(3,486)	–	(3,406)	47	(6,845)
Accrued interest income	(84)	–	(311)	1	(394)
Total net deferred tax liabilities	**(738)**	**–**	**(3,163)**	**17**	**(3,884)**

(e) Tax losses

	CONSOLIDATED	
	2026 $'000	2025 $'000
Unused tax losses for which no deferred tax asset has been recognised	30	37
Potential tax benefit	**5**	**6**

Recognition and measurement

Income tax expense or credit is calculated on the basis of the tax laws enacted or substantively enacted at the reporting date in the countries where the Group operates and generates taxable income.

Current tax payable is recognised as a liability (or asset) to the extent that it is unpaid (or refundable) and expected to be settled (or refunded) within twelve months of the year-end date.

Notes to the Financial Statements continued

For the year ended 30 June 2026

For personal use only

Note 8 – Income taxes continued

Current tax assets and tax liabilities are offset where the entity has a legally enforceable right to offset and intends to either settle on a net basis or to realise the asset and settle the liability simultaneously. Current and deferred tax is recognised in the consolidated statement of profit or loss.

Deferred tax is determined using the balance sheet liability method for temporary differences at the reporting date between the tax bases of assets and liabilities and their carrying amounts for financial reporting purposes. Deferred tax liabilities are generally recognised for all taxable temporary differences. Deferred tax assets are recognised for all deductible temporary differences and the carry forward of unused tax credits and unused tax losses, to the extent that it is probable that taxable profits will be available against which the deductible temporary differences and the carry forward of unused tax credits and unused tax losses can be utilised. Deferred taxes are not recognised for the initial recognition of goodwill; the initial recognition of assets or liabilities, outside of a business combination, that affect neither accounting nor taxable profit, and do not give rise to equal taxable and deductible temporary differences.

The carrying amount of deferred tax assets is reviewed at each reporting date and reduced to the extent that it is no longer probable that sufficient taxable profit will be available to allow all or part of the deferred tax asset to be used.

Deferred tax assets and liabilities are offset in the consolidated financial statements when there is a legally enforceable right to offset current tax assets and liabilities and when the deferred tax balances relate to the same taxation authority.

Tax consolidation

Objective Corporation Limited (the parent entity) and its wholly owned Australian resident subsidiaries formed a tax-consolidated group pursuant to Australian taxation law with effect from 1 July 2002 and are therefore taxed as a single entity from that date. Objective Corporation Limited is the head entity in the tax-consolidated group.

Tax expense/credit, deferred tax liabilities and deferred tax assets arising from temporary differences of the members of the tax consolidated group are recognised in the separate financial statements of the members of the tax-consolidated group using the 'standalone taxpayer' approach by reference to the carrying amounts in the separate financial statements of each entity and the tax values applying under tax consolidation.

Current tax liabilities and assets and deferred tax assets arising from unused tax losses and tax credits of the tax-consolidated group are recognised by the head entity in the tax consolidated group.

Uncertain tax positions

The Group's income tax assets and liabilities are based on interpretations of income tax legislation across various jurisdictions, primarily in Australia, New Zealand, United Kingdom and United States. The Group's effective tax rate can change from year to year based on the mix of income among jurisdictions, changes in tax laws in these jurisdictions, and changes in the estimated value of deferred tax assets and liabilities.

The Group's income tax expense reflects an estimate of the taxes it expects to pay for the current year, as well as a provision for changes arising in the values of deferred tax assets and liabilities during the year. The tax value of these assets and liabilities is impacted by factors such as accounting estimates inherent in these balances, management's expectations about future operating results, and differing interpretations of tax regulations by the taxable entity and the responsible tax authorities.

Uncertainties exist with respect to the interpretation of complex tax regulations and the amount and timing of deferred taxable income. Where the final tax outcome of these matters is different from the estimated amounts, such differences will impact the current and, where recognised, deferred tax provisions in the period in which such determination is made.

The Group exercises judgement in determining whether deferred tax assets, like tax losses, are probable of recovery. Factors considered include the ability to offset tax losses within the groups of entities in different tax jurisdictions, the nature of the tax loss, the length of time that tax losses are eligible for carry forward to offset against future taxable profits and whether future taxable profits are expected to be sufficient to allow recovery of deferred tax assets.

For personal use only

Note 9 – Cash and cash equivalents

	CONSOLIDATED	
	2026 $'000	**2025 $'000**
Cash at bank and on hand	92,696	99,157
Total cash and cash equivalents[1]	**92,696**	**99,157**

1. The cash and cash equivalents disclosed above and in the consolidated statement of cash flows include $1,928,000 (2025: $1,760,000) in highly liquid investments which are restricted for use and held as security for rental guarantee. Refer Note 23 and 29 for further details.

Cash and cash equivalents comprise cash, bank balances and term deposits that are readily convertible to a known amount of cash throughout their term and subject to an insignificant risk of change in value assessed against the amount at inception.

Note 10 – Cash flow information

(a) Reconciliation of profit for the year to net cash inflow from operating activities

	CONSOLIDATED	
	2026 $'000	**2025 $'000**
Profit for the year	37,191	35,440
Adjustments:		
Depreciation and amortisation expenses	5,981	4,403
Depreciation of right-of-use assets	2,705	2,831
Non-cash employee benefits expense – share-based payments	700	1,226
Other insignificant non-cash adjustments	54	(82)
Credit loss reversal – trade receivables and contract assets	–	(146)
Change in operating assets and liabilities:		
Decrease/(increase) in trade and other receivables	4,321	(5,562)
Decrease/(increase) in other operating assets	176	(1,255)
(Increase)/decrease in contract assets	(260)	688
Increase in trade and other payables	1,209	2,010
(Decrease)/increase in contract liabilities	(8,543)	4,414
Increase/(decrease) in current tax balances	2,009	(1,218)
Increase in deferred tax balances	3,362	3,147
Increase in provisions	324	364
Increase in other liabilities	96	–
Net cash inflow from operating activities	**49,325**	**46,260**

Notes to the Financial Statements continued

For the year ended 30 June 2026

Note 10 – Cash flow information continued

(b) Reconciliation of movements in liabilities to cash flows arising from financing activities

	CONSOLIDATED		
	Dividends payable[1] $'000	**Lease liabilities $'000**	**Total $'000**
30 June 2026			
Opening balance at 1 July 2025	180	11,444	11,624
Cash flows from financing activities	(24,828)	(2,973)	(27,801)
Dividends declared (Note 21)	24,898	–	24,898
Additions arising from new leases, net of interest	–	1,311	1,311
Foreign exchange movement	–	(166)	(166)
Total liabilities from financial activities	**250**	**9,616**	**9,866**
30 June 2025			
Opening balance at 1 July 2024	221	13,448	13,669
Cash flows from financing activities	(24,810)	(2,847)	(27,657)
Dividends declared (Note 21)	24,769	–	24,769
Additions arising from new leases, net of interest	–	691	691
Foreign exchange movement	–	152	152
Total liabilities from financial activities	**180**	**11,444**	**11,624**

1. Dividends payables are included as part of the Trade and other payables balance on the consolidated statement of financial position.

(c) Non-cash investing and financing activities

	CONSOLIDATED	
	2026 $'000	**2025 $'000**
Additions to the right of use assets	1,354	1,043
Leasehold improvements – lease make good	–	42
Shares issued under employee share plan	700	1,226
Total non-cash investing and financing activities	**2,054**	**2,311**

For personal use only

For personal use only

Note 11 – Trade and other receivables

	CONSOLIDATED	
	2026 $'000	**2025 $'000**
Trade receivables	5,378	8,037
Other receivables	635	1,884
Sub-total	6,013	9,921
Expected credit loss allowance (a)	(37)	(41)
Total trade and other receivables, net	**5,976**	**9,880**

(a) Movement in expected credit loss allowance is as follows:

	CONSOLIDATED		
	Trade receivables $'000	**Contract assets $'000**	**Total $'000**
30 June 2026			
Balance at beginning of the year	41	–	41
Foreign currency translation	(4)	–	(4)
Total expected credit loss allowance at year end	**37**	**–**	**37**
30 June 2025			
Balance at beginning of the year	187	245	432
Net re-measurement of expected credit loss allowance	(146)	–	(146)
Write-offs against contract assets	–	(245)	(245)
Total expected credit loss allowance at year end	**41**	**–**	**41**

Recognition and measurement

Trade and other receivables are recognised initially at fair value and subsequently measured at amortised cost, less any expected credit loss allowance.

The Group applies the simplified approach to measuring expected credit losses which uses a lifetime expected loss allowance for all trade receivables.

Expected credit losses are measured by grouping trade receivables and contract assets based on shared credit risk characteristics and the days past due.

A provision matrix is then determined based on the Group's historical collection and loss experience and incorporates forward-looking factors, where appropriate.

Classification as trade and other receivables

Trade receivables are generally due for settlement within 30 days and therefore are all classified as current.

The ageing of the Group's trade and other receivables at reporting date together with impairment and other accounting policies for trade and other receivables are outlined in Note 23.

Notes to the Financial Statements continued

For the year ended 30 June 2026

For personal use only

Note 12 – Contract assets and contract liabilities

	CONSOLIDATED	
	2026 $'000	**2025 $'000**
Current		
Contract assets	**2,353**	**2,093**
Contract liabilities	**45,509**	**52,916**

Changes in contract balances during the current year are:

	CONSOLIDATED	
	Contract assets $'000	**Contract liabilities $'000**
Balance at the beginning of the year	2,093	(52,916)
Addition from acquisition of subsidiary (Note 25)	–	(1,136)
Transfer from contract assets to trade receivables	(2,093)	–
Write-offs against expected credit loss allowance	–	–
Revenue recognised for work performed but not yet billed	2,385	–
Transfer from contract liabilities to contract assets [1]	–	497
Revenue recognised during the year that was included in contract liabilities at the beginning of the year	–	52,916
Increase due to cash received, excluding amount recognised during the year	–	(47,139)
Foreign currency translation	(32)	2,270
Balance at the end of the year at gross	**2,353**	**(45,509)**
Changes in contract balances during the prior year are:		
Balance at the beginning of the year	3,027	(48,502)
Transfer from contract assets to trade receivables	(2,782)	–
Write-offs against expected credit loss allowance	(245)	–
Revenue recognised for work performed but not yet billed	2,047	–
Transfer from contract liabilities to contract assets [1]	–	2,947
Revenue recognised during the year that was included in contract liabilities at the beginning of the year	–	48,671
Increase due to cash received, excluding amount recognised during the year	–	(55,552)
Foreign currency translation	46	(480)
Balance at the end of the year at gross	**2,093**	**(52,916)**

1. In fixed-price contracts, the customer pays the fixed amount based on an agreed payment schedule. If the services rendered by the Group exceed the payment received, a contract asset is recognised. If the payments received exceed the services rendered, a contract liability is recognised.

Recognition and measurement

Contract assets relate to unbilled receivable balances which have not yet been invoiced and balances arise when the revenue has been recognised as a result of the fulfilment of a contractual obligation and before the customer has made a payment or before the conditions for invoicing and thus for recognising a receivable are present. These are generally related to consultancy or services projects.

Contract liabilities consist of billings or payments received in advance of revenue recognition from subscription services, including non-cancellable and non-refundable committed funds and deposits. Customers are typically invoiced for these agreements in regular instalments and revenue is recognised on a straight-line basis over the contractual subscription period or as the performance obligations under contracts with customers are satisfied. Contract liability does not represent the total contract value of annual or multi-year non-cancellable subscription agreements.

For personal use only

Unsatisfied performance obligations

The Group applies the practical expedient in the revenue standard and does not disclose information about the remaining performance obligation on contracts that have an original expected duration of one year or less or where the Group has the right to consideration from a customer in an amount that corresponds directly to the value transferred to customer, typically involving time and material based contracts.

The aggregate amount of contract liabilities of the performance obligations that are unsatisfied at 30 June 2026 was $45,509,000 (2025: $52,916,000) and is expected to be recognised as revenue within the next twelve months.

Note 13 – Other assets

	CONSOLIDATED	
	2026 $'000	**2025 $'000**
Current assets		
Prepayments	3,697	3,853
Rental deposits	28	28
Total other assets	**3,725**	**3,881**
Non-current assets		
Other assets	7	6
Total other assets	**3,732**	**3,887**

Note 14 – Property, plant and equipment

	CONSOLIDATED			
	Plant and equipment $'000	**Leasehold improvements $'000**	**Motor vehicles $'000**	**Total $'000**
30 June 2026				
Gross carrying amount – cost	9,790	6,486	65	16,341
Accumulated depreciation	(8,316)	(6,238)	(65)	(14,619)
Total property, plant and equipment, net	**1,474**	**248**	**–**	**1,722**
Represented by:				
Net carrying amount at 1 July 2025	1,703	419	–	2,122
Additions recognised on business combination (Note 25)	3	–	–	3
Additions	571	–	–	571
Depreciation expenses	(769)	(155)	–	(924)
Foreign exchange differences	(34)	(16)	–	(50)
Net carrying amount at 30 June 2026	**1,474**	**248**	**–**	**1,722**

Notes to the Financial Statements continued

For the year ended 30 June 2026

For personal use only

Note 14 – Property, plant and equipment continued

	CONSOLIDATED			
	Plant and equipment $'000	**Leasehold improvements $'000**	**Motor vehicles $'000**	**Total $'000**
30 June 2025				
Gross carrying amount – cost	9,518	6,611	72	16,201
Accumulated depreciation	(7,815)	(6,192)	(72)	(14,079)
Total property, plant and equipment, net	**1,703**	**419**	**–**	**2,122**
Represented by:				
Net carrying amount at 1 July 2024	2,006	500	4	2,510
Additions recognised on business combination	–	–	–	–
Additions	572	42	–	614
Depreciation expenses	(888)	(125)	(4)	(1,017)
Foreign exchange differences	13	2	–	15
Net carrying amount at 30 June 2025	**1,703**	**419**	**–**	**2,122**
Estimated useful life	2–10 years	2–7 years or shorter of lease term	5–8 years	

Recognition and measurement

Property, plant and equipment are recorded at cost less accumulated depreciation and any impairment losses. All repair and maintenance costs are recognised in the consolidated statement of profit or loss as incurred.

Significant accounting estimates and judgements – depreciation methods and useful lives

Depreciation is calculated using the straight-line method to allocate their cost, net of their residual values, over their estimated useful lives.

Estimates of remaining useful lives, residual values and depreciation methods require significant management judgement, are reviewed annually, and where changes are made, their effects are accounted for on a prospective basis.

Note 15 – Right-of-use assets

Movements in the net carrying amount of right-of-use assets during the year are presented below:

	CONSOLIDATED	
	2026 $'000	**2025 $'000**
Buildings		
Gross carrying amount – cost	26,629	25,916
Accumulated amortisation	(18,722)	(16,532)
Total right-of-use assets, net	**7,907**	**9,384**

For personal use only

Movements in the net carrying amount of right-of-use assets during the year are presented below:

	CONSOLIDATED	
	2026 $'000	**2025 $'000**
Buildings		
Movement in balance:		
Net carrying amount at 1 July	9,384	11,056
Additions – new leases[1]	1,354	1,043
Depreciation of right-of-use assets	(2,705)	(2,831)
Foreign exchange differences	(126)	116
Net carrying amount at 30 June	**7,907**	**9,384**

1. Lease incentives received are deducted from this initial value in the measurement of the right-of-use asset.

The Group leases office premises in the ordinary course of its business. The Group's office premises leases comprise office building leases in eleven cities across Australia, New Zealand, United Kingdom and United States of America. The non-cancellable period of the leases ranges from 5 to 10 years with variable options to extend the lease terms. The lease payments are adjusted every year, based on contractual fixed percentage increases and in one instance additionally increased by the prevailing consumer price index ("CPI") at the lease review date.

Recognition and measurement

At the lease commencement date, the Group recognises a right-of-use asset equal to the measurement of the lease liability less any lease incentives received, and a lease liability measured at the present value of future lease payments. As the interest rate implicit in the lease is not readily determinable, the Group uses its incremental borrowing rate to measure the lease liability.

The right-of-use asset is subsequently depreciated using the straight-line method from the commencement date to the earlier of the end of the useful life of the right-of-use asset or the end of the lease term. In addition, the right-of-use asset is periodically assessed for impairment losses, and adjusted for certain remeasurements of the lease liability resulting from lease modifications.

Where the lease is subject to periodic adjustments based on consumer price indexes, the Group remeasures the lease liability with an unchanged discount rate and recognises the adjustment against the right-of-use asset. The adjustment is recognised when the change in payments is in effect.

The Group has elected to exempt leases that have a shorter duration than one year and leases where the value of the underlying asset is considered insignificant. Costs in leasing contracts for offices that relate to the provision of services such as outgoings, maintenance and utilities are identified and treated separately as non-lease components. These costs are expensed as incurred.

Significant accounting estimates and judgements – incremental borrowing rates and lease terms

The incremental borrowing rate is determined for each lease using interest rates acquired from external financing sources and adjusted by management, as appropriate, to provide a borrowing rate that is representative of a collateralised amortising loan.

At year end, there are four leases with options to renew for a further term ranging from 5 to 7 years. The Group determines the lease term as the non-cancellable period of a lease, together with periods covered by an option to extend or an option to terminate if it is reasonably certain to exercise an extension option or to not exercise a termination option. Management considers all facts and circumstances that create an economic incentive to exercise an extension option or to not exercise a termination option. This judgment is based on factors such as contract rates compared to market rates, economic reasons, significance of leasehold improvements, termination and relocation costs.

Notes to the Financial Statements continued

For the year ended 30 June 2026

For personal use only

Note 16 – Intangible assets

	Capitalised development costs $'000	Other intangibles $'000	Goodwill $'000	Total $'000
30 June 2026				
Gross carrying amount – cost	47,075	5,567	41,020	93,662
Accumulated amortisation	(9,053)	(4,032)	–	(13,085)
Total intangible assets, net	**38,022**	**1,535**	**41,020**	**80,577**
Represented by:				
Net carrying amount at 1 July 2025	25,527	1,276	40,082	66,885
Internally generated development costs	17,431	–	–	17,431
Additions recognised on business combination (Note 25)	–	820	3,348	4,168
Amortisation expenses	(4,681)	(376)	–	(5,057)
Foreign exchange differences	(255)	(185)	(2,410)	(2,850)
Net carrying amount at 30 June 2026	**38,022**	**1,535**	**41,020**	**80,577**
30 June 2025				
Gross carrying amount – cost	29,934	5,069	40,082	75,085
Accumulated amortisation	(4,407)	(3,793)	–	(8,200)
Total intangible assets, net	**25,527**	**1,276**	**40,082**	**66,885**
Represented by:				
Net carrying amount at 1 July 2024	12,684	1,553	39,170	53,407
Internally generated development costs	15,674	–	–	15,674
Amortisation expenses	(2,994)	(392)	–	(3,386)
Foreign exchange differences	163	115	912	1,190
Net carrying amount at 30 June 2025	**25,527**	**1,276**	**40,082**	**66,885**
Expected useful life	**2–10 years**	**1–10 years**	**Indefinite**	

Research costs are expensed in the period in which they are incurred. Capitalised development costs represent the up-front costs of developing new products or enhancing existing products to meet customer needs.

Development costs are capitalised when it is probable that the project will be a success considering its commercial and technical feasibility; the Group is able to use or sell the asset; the Group has sufficient resources and intent to complete the development; and its costs can be measured reliably.

The costs remain in work in progress during the development phase and are transferred to capitalised development costs when products are considered ready for their intended use. A portion of software development within the Group occurs contemporaneously with the research phase and ongoing operating and maintenance activities in supporting core customer systems. Where the expenditure related to the development activity cannot be reliably measured, these are expensed in the period they are incurred.

Development costs are capitalised when it is probable that the project will be a success considering its commercial and technical feasibility, and the costs can be measured reliably. The key judgements relate to:

- determining the portion of the internal salary and on-costs that are directly attributable to development of the Group's product suite and software; and
- identifying and assessing the technical feasibility of completing the intangible asset and generating future economic benefits.

For personal use only

Critical accounting estimates and judgements – asset impairment

Intangible assets with finite lives are amortised on a straight-line basis over their estimated useful lives. Useful lives are reassessed each period.

Assessments of useful lives and estimates of remaining useful lives require significant management judgement. The useful lives could change significantly as a result of technical innovations or some other event. The amortisation charge will increase where the useful lives are less than previously estimated lives, or technically obsolete or items no longer in use will be written off or written down.

The Group tests intangible assets for impairment to ensure they are not carried at above their recoverable amounts:

- at least annually for goodwill and intangible assets with indefinite lives; and
- where there is an indication that the assets may be impaired (which is assessed at least each reporting date or whenever events or changes in circumstances indicate that the carrying amount may not be recoverable).

These tests for impairment are performed by assessing the recoverable amount of each individual asset or, if this is not possible, then the recoverable amount of the cash generating unit (CGU) to which the asset belongs. CGUs are the lowest levels at which assets are grouped and generate separately identifiable cash inflows. The recoverable amount is the higher of an asset or a CGU's fair value less costs of disposal and value in use. The value in use calculations are based on discounted cash flows expected to arise from the asset. Management judgment is required in these valuations to forecast future cash flows and a suitable discount rate to calculate the present value of these future cash flows.

The carrying value of goodwill is allocated to the Group's cash generating units ("CGU") identified as follows:

	CONSOLIDATED	
	2026 $'000	**2025 $'000**
Objective Keystone	6,226	6,785
Objective Build[1]	8,827	9,970
Objective Regulatory Solutions	16,720	16,720
Objective Information Intelligence (2025: Objective Content Solutions)	9,247	6,607
Total goodwill	**41,020**	**40,082**

1. CGU in New Zealand.

During the current year, the Group rebranded Objective Content Solutions to Objective Information Intelligence. The initiative reflects a considered effort to modernize brand expression, enhance market clarity and sharpen brand identity. All comparative disclosures remain fully consistent with prior year.

The recoverable amount of each CGU is determined based on a value-in-use calculation, which applies a two-year cash flow projection model with a terminal value. The model uses cash flow projections based on a one-year financial budget approved by management, with a subsequent year of forecast growth applied. Year-two growth assumptions of 20% (2025: 20%) have been applied to Objective Regulatory Solutions and Objective Build CGUs whilst 5% and 10% (2025: 5% and 10%) have been applied for Objective Keystone and Objective Information Intelligence respectively. Beyond this period, a long-term growth rate of 5% (2025: 5%) and a uniform discount rate of 15.5% (2025: 15.5%) has been adopted for all CGUs. In assessing the value of the CGU, the estimated future cash flows are discounted to their present value using a post-tax discount rate of 15.5% (2025: 15.5%). Sensitivity analysis performed indicates that if the expected cash flows were to decrease by up to 5% for each CGU, there would be no impairment.

The current financial forecasts used in the calculation are determined by management based on past performance and its expectations for market development and include a number of initiatives designed to drive incremental sales and increased margins as well as reduce the costs of doing business. Management have assessed that the CGUs are sensitive to reasonably possible changes in the cash flow forecasts covering a period of one year and believe that any reasonably foreseeable changes in any of the above key assumptions would not cause the carrying amount of goodwill to exceed the recoverable amount.

Notes to the Financial Statements continued

For the year ended 30 June 2026

For personal use only

Note 17 – Trade and other payables

	CONSOLIDATED	
	2026 $'000	**2025 $'000**
Trade payables and accruals	9,738	8,096
Goods and services tax payable, net	3,411	3,658
Dividends payable	247	180
Total trade and other payables	**13,396**	**11,934**

Note 18 – Lease liabilities

	CONSOLIDATED	
	2026 $'000	**2025 $'000**
Current lease liabilities	2,906	3,057
Non-current lease liabilities	6,710	8,387
Total lease liabilities	**9,616**	**11,444**

The Group's average incremental borrowing rate used is 4.79% (2025: 4.36%).

Lease payments included in the measurement of the lease liability are made up of fixed payments (including in-substance fixed), variable payments based on an index or rate and payments arising from options reasonably certain to be exercised. Subsequent to initial measurement, the liability will be reduced for payments made and increased for interest. It is remeasured to reflect any reassessment or modification, or if there are changes in in-substance fixed payments. When the lease liability is remeasured, the corresponding adjustment is reflected in the right-of-use asset, or consolidated statement of profit or loss if the right-of-use asset is already reduced to zero.

Future minimum lease payments at 30 June 2026 are:

	CONSOLIDATED		
	Minimum lease payments $'000	**Finance charges $'000**	**Total $'000**
30 June 2026			
Within 1 year	3,302	(396)	2,906
1–2 years	2,755	(272)	2,483
2–3 years	1,860	(170)	1,690
3–4 years	1,742	(88)	1,654
4–5 years	870	(16)	854
After 5 years	29	–	29
Net carrying amount at 30 June 2026	**10,558**	**(942)**	**9,616**

For personal use only

Future minimum lease payments at 30 June 2025 are:

	CONSOLIDATED		
	Minimum lease payments $'000	**Finance charges $'000**	**Total $'000**
30 June 2025			
Within 1 year	3,513	(456)	3,057
1–2 years	3,071	(330)	2,741
2–3 years	2,434	(220)	2,214
3–4 years	1,534	(136)	1,398
4–5 years	1,496	(66)	1,430
After 5 years	611	(7)	604
Net carrying amount at 30 June 2025	**12,659**	**(1,215)**	**11,444**

Note 19 – Provisions

	CONSOLIDATED	
	2026 $'000	**2025 $'000**
Current		
Employee benefits	6,901	6,408
Total current provisions	**6,901**	**6,408**
Non-current		
Employee benefits	637	715
Other provisions	473	472
Total non-current provisions	**1,110**	**1,187**
Total provisions	**8,011**	**7,595**

Recognition and measurement

A provision is recognised when the Group has a present legal or constructive obligation as a result of a past event, it is probable that an outflow of economic benefits will be required to settle the obligation, and a reliable estimate can be made as to the amount of the obligation. The amount recognised is the best estimate of the consideration required to settle the present obligation at the reporting date, taking into account the risks and uncertainties surrounding the obligation.

A provision is made for benefits accruing to employees in respect of annual leave and long service leave. Liabilities expected to be settled within 12 months are measured at their nominal values using the remuneration rate expected to apply at the time of settlement.

Liabilities which are not expected to be settled within 12 months are measured as the present value of the estimated future cash outflows to be made by the Group in respect of services provided by employees up to the reporting date.

Significant accounting estimates and judgements – employee benefits assumptions

In estimating the value of employee benefits, consideration is given to expected future salary and wage levels (including on-cost rates), experience of employee departures and periods of service. The assumptions are reviewed periodically and given the nature of the estimate, reasonably possible changes in assumptions are not considered likely to have a material impact.

Where a provision is measured using the cash flows estimated to settle the obligation, the cash flows are discounted using a pre-tax rate that reflects current market assessments of the time value of money and the risks specific to the liability. Discount rates are reviewed periodically and given the nature of the estimate, reasonably possible changes are not considered likely to have a material impact.

Notes to the Financial Statements continued

For the year ended 30 June 2026

For personal use only

Note 20 – Issued capital

	CONSOLIDATED			
	2026		2025	
	Number of shares	$'000	Number of shares	$'000
Share capital				
95,606,053 fully paid ordinary shares (2025: 95,592,996)				
Movement:				
Opening balance	95,592,996	13,857	95,090,246	12,385
Share options exercised by employees[1]	400,020	673	502,750	1,472
Buy-back of shares[2]	(586,963)	–	–	–
Shares issued to OCL Trust[3]	200,000	2,162	–	–
Closing balance	**95,606,053**	**16,692**	**95,592,996**	**13,857**

1. Represents proceeds from share issues associated with limited recourse loans issued under the Objective Employee Incentive Plan and the Objective Employee Equity Plan (Refer Note 28).
2. The payment for share buy-backs is recognised in a share buy-back reserve within equity.
3. Represents ordinary shares held by the Objective Corporation Limited Employee Share Trust as at 30 June 2026 as Treasury Shares (Refer Note 22).

Share capital

Holders of ordinary shares are entitled to receive dividends as declared and are entitled to one vote per share at shareholders' meetings. In the event of winding up of the Company, ordinary shareholders rank after all other creditors and are fully entitled to any proceeds on liquidation. The ordinary shares have no par value and the Company does not have a limited amount of authorised capital. Capital raising costs are deducted from contributed equity.

Options issued during the year under the Employee Incentive Plan

The Company issues employee share options pursuant to the Employee Incentive Plan. Under the terms and conditions of the current Employee Incentive Plan, selected employees are granted the right to acquire shares at a nominated exercise price subject to agreed service and performance criteria (i.e. vesting conditions) being satisfied. On satisfaction of the vesting conditions the shares are issued to the employee with the exercise price being financed by a limited recourse loan. No amount is paid or payable by the employee on receipt of these shares. Dividends declared and paid on the issued shares are for the benefit of the employee. The employee is not permitted to deal in the shares until the limited recourse loan has been repaid. The value of the limited recourse loans and issue price of the shares are not recorded as loans receivable or share capital of the Company until repayment or part repayment of the loans occur. The Employee Incentive Plan shares are entitled to dividends. The dividends are applied to reduce the loans and increase share capital in accordance with both the current terms of the Employee Incentive Plan and AASB 2: *Share-based Payment*.

Each option entitles the holder to the right to acquire one ordinary share at the nominated exercise price during the period commencing on the available for exercise date of the options.

The OCL Trust Employee Equity Plan

On 22 December 2021, the Group established The Objective Corporation Limited Employee Share Trust (OCL Trust) and appointed Certane CT Pty Ltd to administer the Group's employee share schemes as the Trustee of the Trust for the purposes of holding certain shares in the Company on trust for the benefit of the participants in the Objective Employee Incentive Plan and Objective Employee Equity Plan.

The OCL Trust is consolidated, as the substance of the relationship is that the trust is controlled by the Group. Through contributions to the OCL Trust, the Group purchases shares in the Company. Shares acquired are held by the OCL Trust, are disclosed as Treasury shares and adjusted against treasury share reserve.

Refer Note 28 for further details.

For personal use only

Note 21 – Dividends and franking credits

(a) Dividends

Dividend type	Cents per share	Franking	Total amount $'000	Date paid/ payable
2026 Final franked[1]	8.0	100%	7,649	14/09/2026
2026 Final unfranked[1]	5.0	Nil	4,781	15/09/2026
2026 Interim unfranked	13.0	Nil	12,468	17/03/2026
2025 Final unfranked	13.0	Nil	12,430	16/09/2025
2025 Interim unfranked	9.0	Nil	8,590	17/03/2025

1. The final fully franked dividends and final unfranked dividends for the year ended 30 June 2026 have not been recognised in this financial report because it was resolved to be paid after 30 June 2026.

(b) Franking credits

	2026 $'000	2025 $'000
The balance of franking credit account at balance date adjusted for the payment of current tax liability/receipt of current tax asset	3,516	3,285

Note 22 – Reserves

	CONSOLIDATED				
	Treasury share reserve $'000	Share buy-back reserve $'000	Share-based payments reserve $'000	Foreign currency translation reserve $'000	Total $'000
At 30 June 2026					
Opening balance	–	(14,535)	6,182	(581)	(8,934)
Share-based payment	–	–	700	–	700
Shares issued to OCL Trust and held in Treasury	(2,162)	–	–	–	(2,162)
Buy-back of shares	–	(7,136)	–	–	(7,136)
Translation of foreign operations	–	–	–	(3,252)	(3,252)
Closing balance	**(2,162)**	**(21,671)**	**6,882**	**(3,833)**	**(20,784)**
At 30 June 2025					
Opening balance	–	(14,535)	4,956	(1,102)	(10,681)
Share-based payment	–	–	1,226	–	1,226
Shares issued to OCL Trust and held in Treasury	–	–	–	–	–
Buy-back of shares	–	–	–	–	–
Translation of foreign operations	–	–	–	521	521
Closing balance	**–**	**(14,535)**	**6,182**	**(581)**	**(8,934)**

Notes to the Financial Statements continued

For the year ended 30 June 2026

For personal use only

Note 22 – Reserves continued

Treasury shares reserve

Treasury shares are ordinary shares in the Company held by OCL Trust in respect of employee equity plan awards to employees.

The OCL Trust is a controlled entity and is consolidated by the Group. Shares issued to, or otherwise held by, the OCL Trust are accounted for as treasury shares and presented as a deduction from total equity through the Treasury Share Reserve. Where treasury shares are subsequently allocated or transferred to participants under the Group's employee equity plans, the corresponding balance in the Treasury Share Reserve is reversed within equity.

Share buy-back reserve

The share buy-back reserve represents the value of the Company's shares which were purchased and subsequently cancelled. The cancellation of the shares creates a non-distributable reserve.

Foreign currency translation reserve

Exchange differences arising on translation of the financial statements of the Group's foreign controlled entities into Australian dollars are in other comprehensive income and accumulated in a separate reserve within equity.

Share-based payments reserve

The share-based payments reserve is used to recognise the share-based payments expense resulting from the value of share options issued to key management personnel and employees under the Group's Employee Incentive Plan and Objective Employee Equity Plan. Further information about share-based payments to employees is made in Note 28.

Note 23 – Financial risk management and fair values

Exposure to credit, liquidity, interest rate and currency risks arises in the normal course of the Group's business. The Group's exposure to these risks and the financial risk management policies and practices used by the Group to manage these risks are described below.

(a) Credit risk

Financial assets which potentially subject the Group to credit risk consist principally of cash, short-term deposits, trade debtors and contract assets. The Group's deposits and cash are placed with major financial institutions with sound credit ratings. Trade debtors and contract assets are presented net of the allowance for expected credit losses.

Credit risk with respect to trade debtors is limited due to the large number of customers comprising the Group's customer base are government organisations or their diverse dispersion across different industries and geographical areas. Accordingly, the Group has no significant concentration of credit risk. The Group manages credit risks by monitoring credit ratings and limiting the aggregate risk to any individual counterparty.

The recoverability of trade debtors and contract assets at 30 June 2026 have been assessed and an amount of $37,000 has been estimated as expected credit loss allowance in accordance with AASB 9 (Refer Note 11(a)).

The below table summarises the Group's exposure to credit risk at the end of the reporting period:

	CONSOLIDATED	
	2026 $'000	**2025 $'000**
Cash and cash equivalents[1]	92,696	99,157
Trade and other receivables, at gross	6,013	9,921
Contract assets, at gross	2,353	2,093
Ageing analysis of trade and other receivables and contract assets is as follows:		
Fully performing debts	5,239	8,201
Past due more than 30 days	2,150	3,183
Past due more than 60 days	558	209
Past due more than 90 days	419	421
Total	**8,366**	**12,014**

1. The Group held cash and cash equivalents with banks and financial institution counterparties, the majority of which are rated AA- (long term) to F1+ (short term), based on Fitch ratings. AA ratings denote expectations of very low default risk and F1 indicates the strongest capacity for timely payment of financial commitments relative to other issuers or obligations in the same country. Where the liquidity profile is particularly strong, a "+" is added to the assigned rating.

For personal use only

(b) Currency risk

The Group is exposed to foreign currency risk primarily as a result of operations in the Asia Pacific region, the United Kingdom, Singapore and the United States of America. The Group also has transactional currency exposures arising from sales and purchases that are denominated in currencies other than the functional currency of the operations to which they relate. The currencies giving rise to foreign currency risk are primarily denominated in Pounds Sterling ("GBP"), United States dollars ("USD"), New Zealand dollars ("NZD"), Singapore dollars ("SGD") and Euro (EUR).

The Group's exposure to the movement in foreign exchange rates is partly mitigated by a natural hedge arising from operations in these countries. The Group regularly monitors its foreign currency exposure which includes considering the level of cash in foreign currency and cash flow forecasting.

The summary quantitative data about the Group's exposure to foreign currency risk is as follows:

30 June 2026	GBP A$'000	NZD A$'000	SGD A$'000	USD A$'000	EUR A$'000
Cash and cash equivalents	46	2,088	3	176	26
Trade and other receivables	–	565	9	333	–
Trade and other payables	–	–	–	216	–
Impact on group's profit or loss after tax if exchange rate had moved by 10%, with all other variables unchanged	3	169	1	46	2

30 June 2025	GBP A$'000	NZD A$'000	SGD A$'000	USD A$'000	EUR A$'000
Cash and cash equivalents	34	2,486	3	446	28
Trade and other receivables	–	464	9	1	–
Trade and other payables	–	–	–	60	–
Impact on group's profit or loss after tax if exchange rate had moved by 10%, with all other variables unchanged	2	188	1	32	2

(c) Interest rate risk

The Group's cash and cash equivalents are subject to interest rate fluctuations. At reporting date if interest rates had been 1% higher or lower and all other variables were held constant, the Group's profit or loss after tax would increase or decrease by $649,000 (2025: $694,000).

(d) Liquidity

The tables below present the Group's financial liabilities into relevant maturity groupings based on their contractual maturities for all non-derivative financial liabilities. The amounts disclosed in the table are the contractual undiscounted cash flows.

	CONSOLIDATED				
	Less than 1 year $'000	1–5 years $'000	5+ years $'000	Total contractual cashflows $'000	Carrying amount of liabilities $'000
30 June 2026					
Trade and other payables	13,396	–	–	13,396	13,396
Lease liabilities	3,302	7,227	29	10,558	9,616
Contingent consideration	–	97	–	97	97
Total non-derivatives	**16,698**	**7,324**	**29**	**24,051**	**23,109**

Notes to the Financial Statements continued

For the year ended 30 June 2026

Note 23 – Financial risk management and fair values continued

(d) Liquidity continued

	CONSOLIDATED				
	Less than 1 year $'000	1–5 years $'000	5+ years $'000	Total contractual cashflows $'000	Carrying amount of liabilities $'000
30 June 2025					
Trade and other payables	11,934	–	–	11,934	11,934
Lease liabilities	3,513	8,535	611	12,659	11,444
Contingent consideration	–	–	–	–	–
Total non-derivatives	**15,447**	**8,535**	**611**	**24,593**	**23,378**

As the Group is in a net financial assets position, the Directors are of the opinion that the Group will be able to pay off its debts as and when they are due and payable.

Capital management

Management controls the capital of the Group in order to maintain a sustainable debt to equity ratio, generate long-term shareholder value and ensure that the Group can fund its operations and continue as a going concern. The Group's capital and debt include ordinary share capital and financial liabilities, supported by financial assets.

Management effectively manages the Group's capital by assessing the Group's financial risks and adjusting its capital structure in response to changes in these risks and in the market. These responses include the management of cash levels, distributions to shareholders and share issues.

The total equity of the Group at 30 June 2026 was $109,469,000 (2025: $106,191,000) and total cash and cash equivalents at 30 June 2026 were $92,696,000 (2025: $99,157,000).

The Group is not subject to any externally imposed capital requirements.

Note 24 – Subsidiaries and other Controlled Entities

The consolidated financial statements incorporate the assets, liabilities and financial results of the following subsidiaries and other controlled entities in accordance with the accounting policies of the Group.

		OWNERSHIP	
Name of subsidiary	**Country of incorporation**	**2026**	**2025**
Objective RegTech Pty Limited	Australia	100%	100%
Isovist Australia Pty Limited	Australia	100%	–
Objective Corporation Solutions NZ Limited	New Zealand	100%	100%
Objective Corporation Singapore Pte Limited	Singapore	100%	100%
Objective Corporation North America Inc	United States of America	100%	100%
Objective Corporation UK Limited	United Kingdom	100%	100%
GoCouncil Limited	New Zealand	50%	50%
The Objective Corporation Limited Employee Share Trust	Australia	n/a	n/a

On 30 June 2026, the Company completed the amalgamation of all its subsidiaries in New Zealand to streamline the Group's compliance activities in New Zealand. Objective Corporation Solutions NZ Limited has assumed the operations of all amalgamating entities from 1 July 2026.

For personal use only

For personal use only

Note 25 – Business combinations

(a) Acquisitions in the current year

On 1 July 2025, the Group acquired 100% of the issued capital of Isovist Holdings Limited, a specialist provider of e-planning software for local government that transforms planning from a static document-based process to a dynamic digital solution. The acquisition of the business was strategic as it enhances the Group's product offering. The total consideration for the transaction was $4,350,000 (NZD 4,696,000), net of cash acquired of $1,346,000 (NZD 1,453,000).

The acquired net identifiable assets were $1,002,000, giving rise to goodwill of $3,348,000.

Details of the purchase consideration, the net identifiable assets acquired and goodwill arising from the acquisition of Isovist Holdings Limited, at the acquisition date are as follows:

	$'000
Fair value of purchase consideration in the form of cash payments	4,350
Assets acquired and liabilities assumed:	
Cash and bank balances	1,346
Trade and other receivables	417
Current tax assets	41
Other current assets	22
Property, plant and equipment	3
Other intangibles	820
Trade and other payables	(184)
Contract liabilities	(1,136)
Deferred tax liabilities	(234)
Provisions	(93)
Fair value of net assets acquired	**1,002**
Goodwill arising on acquisition	**3,348**
Reconciliation of purchase consideration to statement of cash flow	
Fair value of purchase consideration in the form of cash payments	4,350
Less: cash and bank balances acquired	(1,346)
Purchase consideration, net of cash and bank balances acquired	**3,004**

The goodwill is attributable to key employees, future growth opportunities and synergies from combining operations with Isovist Holdings Limited. The goodwill is not deductible for tax purposes.

Revenue and profit contribution

From the date of acquisition to 30 June 2026, the acquired entity contributed a total revenue of $2,125,000. The business has been integrated into the Group's existing activities and it is not practicable to precisely identify the impact on the Group profit in the year.

During the year ended 30 June 2026, transaction costs of $119,000 relating to business combinations were recognised as an expense in the consolidated statement of profit or loss.

Notes to the Financial Statements continued

For the year ended 30 June 2026

For personal use only

Note 26 – Parent entity disclosures

(a) Summary statement of financial position

	2026 $'000	2025 $'000
Current assets	75,266	77,086
Non-current assets	72,108	65,994
Total assets	**147,374**	**143,080**
Current liabilities	59,669	75,769
Non-current liabilities	10,878	6,102
Total liabilities	**70,547**	**81,871**
Share capital	16,691	13,857
Reserves	(16,945)	(8,348)
Retained earnings	77,081	55,700
Total equity	**76,827**	**61,209**

(b) Summary statement of profit or loss and other comprehensive income

	2026 $'000	2025 $'000
Profit for the year	46,279	23,540
Total comprehensive income for the year	**46,279**	**23,540**

Note 27 – Related party disclosures

The parent entity in the Group is Objective Corporation Limited. Interests in subsidiaries are set out under Note 24.

Details of transactions between the Group and other related parties are disclosed below.

(a) Key management personnel remuneration

Total remuneration paid or payable to Directors and key management personnel is set out below:

	CONSOLIDATED	
	2026 $	2025 $
Short-term employee benefits	859,391	851,505
Long-term employee benefits	22,980	48,410
Post-employment benefits	67,636	64,919
Share-based payments expense	225,588	362,982
Total remuneration paid or payable	**1,175,595**	**1,327,816**

Details of remuneration and the Objective Corporation Limited equity holdings of Directors and other key management personnel are shown in the Remuneration Report on pages 24 to 26.

(b) Other transactions with Directors or other key management personnel

Other transactions entered into during the financial year with Directors of Objective Corporation Limited and other key management personnel of the Group and with their closely related entities which are within normal customer or employee relationships on terms and conditions no more favourable than those available to other customers, employees or shareholders included:

- contracts of employment (refer Remuneration Report) and reimbursement of expenses;
- equity holdings and acquisition of shares in Objective Corporation Limited under the employee share plans; and
- dividends from shares in Objective Corporation Limited.

(c) Other related parties

No material amounts were receivable from, or payable to, other related parties as at 30 June 2026 (2025: nil), and no material transactions with other related parties occurred during the year.

For personal use only

Note 28 – Share-based payments

Objective Corporation Limited operates two share-based payment plans:

- Objective Employee Incentive Plan
- Objective Employee Equity Plan

Employee Incentive Plan (EIP)

The Objective Employee Incentive Plan (EIP) was approved at the 2003 Annual General Meeting of the Company. The EIP is described as follows:

Offers

Under the EIP, the Board may offer to any employee either options to acquire shares or loans to acquire shares in the Company. Tony Walls, Chief Executive Officer will not be participating in the EIP.

The options expire ten years after the date of grant and are subject to service and performance conditions; however, they are not exercisable until one year after grant and released in four equal tranches on each anniversary of grant date. If a participant under the EIP ceases to be employed by the Company, any unexercised option will be forfeited.

Price

The Board has discretion to grant options for a fee and set the exercise price and term of the options.

Quotation

Options issued under the EIP will not be quoted on the ASX. Where the Company issues options and the options are exercised, the Company will apply to have the issued shares quoted on the ASX.

Maximum number of shares or options

The Company must not issue shares or options to any employee if to do so would contravene applicable laws or result in any employee holding an interest in more than 5% of the shares in the Company.

Sales restrictions

Options issued under the EIP are not transferable. Shares acquired under the EIP are not transferable unless any loan to acquire the shares has been repaid in full.

New shares

All shares issued on the exercise of options will rank equally with all existing shares from the date of issue.

Dividends

All shares acquired pursuant to the EIP rank equal in all respects and will be entitled to any dividends declared by the Company. Any dividends paid on shares acquired under the EIP will be offset against the loan balance outstanding to acquire shares under the EIP.

Restrictions

The Board may impose vesting and performance conditions before which options cannot be exercised or the shares sold. The options issued pursuant to the EIP will usually lapse and the loans to acquire shares will usually become repayable if the holder ceases to be an employee.

Participation in future issues

Under the Employee Incentive Plan's rules, the number of shares over which an option is granted and or the exercise price of the options may be altered in the event of a reconstruction of the Company's share capital or a bonus or rights issue of shares to shareholders. Shares acquired under the EIP will rank equal in all respects with existing shares.

Loans

The Board has discretion to provide a loan for the acquisition of shares in the Company under terms and conditions as set out in the loan agreement.

Fair value of share options granted under the EIP in the year

No share options were granted under the EIP during the year ended 30 June 2026 (2025: Nil).

Notes to the Financial Statements continued

For the year ended 30 June 2026

For personal use only

Note 28 – Share-based payments continued

Movement in share options under the EIP during the year

The following reconciles the share options outstanding under the EIP at the beginning and end of the current year:

Grant date	Expiry date	Option exercise price ($)	Balance 1 July 2025	Granted	Exercised	Forfeited/ cancelled	Balance 30 June 2026
01/01/2019	01/01/2029	$2.75	100,000	–	(58,750)	–	41,250
01/07/2020	01/07/2030	$7.50	218,750	–	(13,750)	–	205,000
			318,750	**–**	**(72,500)**	**–**	**246,250**
Weighted average exercise price			$6.01	–	$3.65	–	$6.70
Weighted average share price at date of exercise					$15.67		
Exercisable			276,250				237,500

Movement in share options under the EIP during the prior year

The following reconciles the share options outstanding under the EIP at the beginning and end of the prior year:

Grant date	Expiry date	Option exercise price ($)	Balance 1 July 2024	Granted	Exercised	Forfeited/ cancelled	Balance 30 June 2025
24/02/2015	24/02/2025	$1.17	125,000	–	(125,000)	–	–
01/01/2019	01/01/2029	$2.75	246,250	–	(146,250)	–	100,000
01/07/2020	01/07/2030	$7.50	291,250	–	(72,500)	–	218,750
04/01/2021	31/01/2025	$12.50	–	–	–	–	–
			662,500	**–**	**(343,750)**	**–**	**318,750**
Weighted average exercise price			$4.54	–	$3.18	–	$6.01
Weighted average share price at date of exercise					$15.70		
Exercisable			620,000				276,250

The share options outstanding under the EIP at the end of the year had a weighted average remaining contractual life of 3.75 years (2025: 4.54 years).

For personal use only

Employee Equity Plan (EEP)

The Objective Employee Equity Plan (EEP) was approved at the 2021 Annual General Meeting of the Company and is governed by the EEP Rules.

Under the EEP, the Company may grant Rights, Options and restricted shares (i.e., shares subject to disposal restrictions until service-based vesting conditions are met) (collectively, Awards). Rights and Options granted under the EEP are indeterminate rights for tax purposes as the Board has the discretion to settle Rights and Options granted under the Plan in cash.

Under the EEP, there are 39,325 Rights (granted for no consideration to Participants with vesting subject to a service-based vesting condition) that remain outstanding at balance date. Subject to vesting condition being met, the Rights become exercisable to acquire Company shares (or a cash payment of equivalent value, at the Board's discretion). As at the date of this annual report, the exercise price of Rights granted under the EEP is nil.

Awards granted during the current year under the EEP have been classified as an equity-settled share-based payment arrangement. The fair value at grant date of equity-settled share-based payment transactions is expensed over the vesting period with a corresponding increase shared-based payment reserve in equity, taking into account the best available estimate of the number of shares expected to vest under the service and performance conditions.

For awards that contain graded service condition periods, the Company recognises the estimated share-based payment expense on a graded-vesting basis over a requisite service period of one to five years. The Company estimates the expected service condition fulfilment and recognises the share-based payment expense only for those awards expected to meet the service condition. This estimate is reassessed by management each reporting period and may change based upon new facts and circumstances. Changes in assumptions impact the total amount of expense and are recognised over the service condition period.

Fair value of share options granted in the year

Fair value of share options granted during the year ended 30 June 2026 are provided in the table below:

Number of options granted	Grant date	Expiry date	Fair value at grant date ($)	Exercise price ($)	Risk free interest rate (%)	Expected volatility (%)	Dividend yield (%)
20,000	14/07/2025	31/12/2029	$4.80	$17.99	3.60%	30%	1.5%

No new share options were granted under the EEP during the year ended 30 June 2025.

The fair values of awards are determined using Black-Scholes or Monte-Carlo Simulation option pricing models where market conditions exist, taking into consideration the terms and conditions upon which the options were granted. Assumptions for expected volatility and dividend yield were based on daily observations for historic data. Inputs for risk free rate and grant date share price were determined by the prevailing prices on the date of issue.

Notes to the Financial Statements continued

For the year ended 30 June 2026

For personal use only

Note 28 – Share-based payments continued

Movement in share options under the EEP

The following reconciles the share options outstanding under the EEP at the beginning and end of the current year:

Grant date	Expiry date	Exercise price ($)	Balance 1 July 2025	Granted	Exercised	Forfeited/ cancelled	Balance 30 June 2026
24/02/2022	30/04/2027	$14.85	100,000	–	–	–	100,000
29/09/2023	01/01/2028	$10.35	965,000	–	(239,250)	–	725,750
29/09/2023	01/01/2028	$10.35	178,500	–	(20,000)	(15,000)	143,500
29/09/2023	01/01/2028	$14.85	412,500	–	–	–	412,500
30/01/2024	01/01/2028	$12.00	40,000	–	–	–	40,000
22/02/2024	01/01/2028	$12.00	100,000	–	(50,000)	–	50,000
14/07/2025	31/12/2029	$17.99	–	20,000	–	–	20,000
			1,796,000	**20,000**	**(309,250)**	**(15,000)**	**1,491,750**
Weighted average exercise price			$11.76	–	$10.62	–	$12.09
Weighted average share price at date of exercise					$16.91		
Exercisable			87,875				458,625

The following reconciles the share options outstanding under the EEP at the beginning and end of the prior year:

Grant date	Expiry date	Exercise price ($)	Balance 1 July 2024	Granted	Exercised	Forfeited/ cancelled	Balance 30 June 2025
24/02/2022	30/04/2027	$14.85	100,000	–	–	–	100,000
29/09/2023	01/01/2028	$10.35	965,000	–	–	–	965,000
29/09/2023	01/01/2028	$10.35	187,500	–	(9,000)	–	178,500
29/09/2023	01/01/2028	$14.85	550,000	–	(137,500)	–	412,500
30/01/2024	01/01/2028	$12.00	40,000	–	–	–	40,000
22/02/2024	01/01/2028	$12.00	100,000	–	–	–	100,000
			1,942,500	**–**	**(146,500)**	**–**	**1,796,000**
Weighted average exercise price			$11.97	–	$14.57	–	$11.76
Weighted average share price at date of exercise					$14.86		
Exercisable at end of the year			25,000				87,875

The share options outstanding under the EEP at the end of the year had a weighted average remaining contractual life of 1.47 years (2025: 2.47 years).

For personal use only

Share rights granted in the year

Fair value of share rights granted under the EEP during the year ended 30 June 2026 are:

Rights issued	Fair value at grant date	Number	Expiry date
Exercisable at $nil	$18.18	1,375	31/12/2029
Exercisable at $nil	$19.05	3,620	31/10/2030
Total rights issued		**4,995**	
Weighted average exercise price			$nil

Fair value of share rights granted under the EEP during the year ended 30 June 2025 are:

Rights issued	Fair value at grant date	Number	Expiry date
Exercisable at $nil	$15.31	5,510	28/10/2029
Exercisable at $nil	$17.69	3,000	31/12/2026
Total rights issued		**8,510**	
Weighted average exercise price			$nil

Movement in share rights under the EEP

The following reconciles the share rights outstanding under the EEP at the beginning and end of the current year:

Grant date	Expiry date	Exercise price ($)	Balance 1 July 2025	Granted	Exercised	Forfeited/ cancelled	Balance 30 June 2026
22/12/2021	22/12/2026	–	27,000	–	(5,500)	–	21,500
21/03/2022	21/03/2027	–	4,000	–	(3,000)	–	1,000
28/02/2022	28/02/2027	–	5,000	–	(5,000)	–	–
28/11/2022	02/11/2027	–	5,000	–	(5,000)	–	–
29/09/2023	01/01/2028	–	15,850	–	(1,150)	–	14,700
23/05/2025	31/12/2026	–	750	–	–	–	750
22/07/2025	31/12/2029	–	–	1,375	–	–	1,375
21/10/2025	31/10/2030	–	–	3,620	(3,620)	–	–
			57,600	**4,995**	**(23,270)**	**–**	**39,325**
Weighted average exercise price			$nil	$nil	$nil	$nil	$nil
Weighted average share price at date of exercise					$14.61		
Exercisable			26,275				29,400

Notes to the Financial Statements continued

For the year ended 30 June 2026

For personal use only

Note 28 – Share-based payments continued

The following reconciles the share rights outstanding under the EEP at the beginning and end of the prior year:

Grant date	Expiry date	Exercise price ($)	Balance 1 July 2024	Granted	Exercised	Forfeited/ cancelled	Balance 30 June 2025
22/12/2021	22/12/2026	–	37,500	–	(9,000)	(1,500)	27,000
21/03/2022	21/03/2027	–	4,000	–	–	–	4,000
28/02/2022	28/02/2027	–	5,000	–	–	–	5,000
28/11/2022	02/11/2027	–	7,500	–	(2,500)	–	5,000
29/09/2023	01/01/2028	–	17,100	–	(1,250)	–	15,850
28/10/2024	28/10/2029	–	–	5,510	(5,510)	–	–
23/05/2025	31/12/2026	–	–	3,000	(2,250)	–	750
			71,100	**8,510**	**(20,510)**	**(1,500)**	**57,600**
Weighted average exercise price			$nil	$nil	$nil	$nil	$nil
Weighted average share price at date of exercise					$16.80		
Exercisable			19,500				26,275

Recognition and measurement

The Group provides benefits to employees (including Directors) in the form of share-based payment transactions, whereby employees render services in exchange for shares or rights over shares (equity-settled transactions). The Group has two plans in place that provide these benefits. It is the Employee Incentive Plan and the Employee Equity Plan.

The cost of these equity-settled transactions with employees is measured by reference to the fair value at the date at which they are granted. The fair value is determined by using a Black & Scholes or Monte-Carlo Simulation option pricing models. The cost of equity-settled transactions is recognised in the consolidated statement of profit or loss, together with a corresponding increase in equity, over the period in which the performance and/or service conditions are fulfilled (the vesting period), ending on the date on which the relevant employees become fully entitled to the award.

At each subsequent reporting date until the end of the service condition period, the cumulative charge to the consolidated statement profit or loss is the product of (i) the grant date fair value of the award; (ii) the current best estimate of the number of awards that will vest, taking into account such factors as the likelihood of employee turnover during the service condition period; and (iii) the expired portion of the service condition period.

The charge to the consolidated statement of profit or loss for the period is the cumulative amount as calculated above, less the amounts already charged in previous periods. There is a corresponding credit to equity.

Note 29 – Contingent liabilities

	CONSOLIDATED	
	2026 $'000	**2025 $'000**
Contingent liabilities, capable of estimation, arise in respect of the following categories:		
Bank guarantees	1,928	1,760
Total contingent liabilities	**1,928**	**1,760**

Bank guarantees are issued to contract counterparties in the normal course of business as security for the performance by Group entities of various contractual obligations.

Additionally, a performance guarantee has been provided by the Company to Objective Corporation UK Limited (subsidiary) with regards to the provision of software support services for customers.

Note 30 – Subsequent events

Subsequent to year end, the Group was advised that the Australian Department of Defence would not renew its Objective ECM Upgrade and Support Program agreement from 1 July 2026. The agreement contributed revenue of $8,252,000 for the year ended 30 June 2026. All revenue recognisable under this contract ceased on 30 June 2026.

For dividends resolved to be paid after 30 June 2026, refer to Note 21.

There has not arisen in the interval between 30 June 2026 and the date of this report, any other matter or circumstance that has significantly affected or may significantly affect the operations of the Group, the results of those operations or the state of affairs of the Group in subsequent financial years.

For personal use only

For personal use only

Consolidated Entity Disclosure Statement

As at 30 June 2026

		BODY CORPORATES		TAX RESIDENCY	
Entity name	**Entity type**	**Place formed or incorporated**	**% of share capital held**	**Australian or foreign**	**Foreign jurisdiction**
Objective Corporation Limited	Body corporate	Australia	N/A	Australian	N/A
Objective RegTech Pty Limited [3]	Body corporate	Australia	100%	Australian	N/A
Isovist Australia Pty Limited	Body corporate	Australia	100%	Australian	N/A
Isovist Holdings Limited [1]	Body corporate	New Zealand	100%	Foreign	New Zealand
Isovist Limited [1]	Body corporate	New Zealand	100%	Foreign	New Zealand
Objective Corporation Solutions NZ Limited [2]	Body corporate	New Zealand	100%	Foreign	New Zealand
Objective Corporation Singapore Pte Limited	Body corporate	Singapore	100%	Foreign	Singapore
Objective Corporation North America Inc	Body corporate	United States of America	100%	Foreign	United States of America
Objective Corporation UK Limited	Body corporate	United Kingdom	100%	Foreign	United Kingdom
The Objective Corporation Limited Employee Share Trust	Trust	N/A	N/A	Australian	N/A
GoCouncil Limited	Body corporate	New Zealand	50%	Foreign	New Zealand

1. On 30 June 2026, the Company completed the amalgamation of all its subsidiaries in New Zealand to streamline the Group's compliance activities in New Zealand. Objective Corporation Solutions NZ Limited has assumed the operations of all amalgamating entities (Isovist Holdings Limited and Isovist Limited) from 1 July 2026.
2. Participant in the GoCouncil Limited joint venture which is consolidated in the consolidated financial statements.
3. This entity is part of a tax consolidated group under Australian taxation law, for which Objective Corporation Limited is the head entity.

At the end of the financial year, no entity (other than identified above) within the consolidated entity was a trustee of a trust within the consolidated entity, a partner in a partnership within the consolidated entity, or a participant in a joint venture within the consolidated entity.

Basis of preparation

This consolidated entity disclosure statement (CEDS) has been prepared in accordance with the *Corporations Act 2001* and includes information for each entity that was part of the consolidated entity as at the end of the financial year in accordance with AASB 10 *Consolidated Financial Statements*.

Determination of tax residency

Section 295 (3A)(vi) of the *Corporations Act 2001* defines tax residency as having the meaning in the *Income Tax Assessment Act 1997*. The determination of tax residency involves judgement as there are different interpretations that could be adopted, and which could give rise to a different conclusion on residency.

In determining tax residency, the consolidated entity has applied the following interpretations:

Australian tax residency

The consolidated entity has applied current legislation and judicial precedent, including having regard to the Tax Commissioner's public guidance in Tax Ruling TR 2018/5 and PCG 2018/9.

Foreign tax residency

Where necessary, the consolidated entity has used independent tax advisers to assist in its determination of tax residency to ensure applicable foreign tax legislation has been complied with (see section 295(3A)(vii) of the *Corporations Act 2001)*.

Partnerships and trusts

Australian tax law generally does not contain corresponding residency tests for partnerships and trusts and these entities are typically taxed on a flow-through basis. Additional disclosures on the tax status of partnerships and trusts have been provided where relevant.

Directors' Declaration

The Directors of the Company declare that:

1. The attached financial statements and notes set out on pages 27 to 65 are in accordance with the *Corporations Act 2001* (Cth); and
   (a) Comply with Australian Accounting Standards and the *Corporations Regulations 2001*;
   (b) As stated in Note 1, the consolidated financial statements also comply with International Financial Reporting Standards;
   (c) Give a true and fair view of the financial position of the Group as at 30 June 2026 and its performance for the year ended on that date;
   (d) The consolidated entity disclosure statement set out on page 66 is true and correct; and
   (e) This declaration has been made after receiving the declarations required to be made by the Chief Executive Officer and Chief Financial Officer to the Directors in accordance with section 295A of the *Corporations Act 2001* for the financial year ended 30 June 2026.
2. In the Directors' opinion, there are reasonable grounds to believe that the Group will be able to pay its debts as and when they become due and payable.

This declaration is made in accordance with a resolution of Directors.

Tony Walls
Director

Date: 27 August 2026

For personal use only

Independent Auditor's Declaration

Pitcher Partners Sydney
ABN 17 795 780 962

Level 16, Tower 2 Darling Park
201 Sussex Street
Sydney NSW 2000

Postal address
GPO Box 1615
Sydney NSW 2001

+61 2 9221 2099
sydneypartners@pitcher.com.au

pitcher.com.au

Auditor's Independence Declaration
To the Directors of Objective Corporation Limited

In relation to the independent audit for the year ended 30 June 2026 to the best of my knowledge and belief there have been:

a. no contraventions of the auditor independence requirements of the *Corporations Act 2001*; and

b. no contraventions of APES 110 *Code of Ethics for Professional Accountants (including Independence Standards)*.

This declaration is in respect of Objective Corporation Limited and the entities it controlled during the year.

Nathan Balban
Partner

Pitcher Partners
Sydney

27 August 2026

Adelaide | Brisbane | Melbourne | Newcastle | Perth | Sydney

bakertilly NETWORK MEMBER

Pitcher Partners is an association of independent firms. Pitcher Partners Sydney ABN 17 795 780 962. Liability limited by a scheme approved under Professional Standards Legislation.
Pitcher Partners is a member of the global network of Baker Tilly International Limited, the members of which are separate and independent legal entities.

For personal use only

Independent Auditor's Report

For personal use only

Pitcher Partners Sydney
ABN 17 795 780 962

Level 16, Tower 2 Darling Park
201 Sussex Street
Sydney NSW 2000

Postal address
GPO Box 1615
Sydney NSW 2001

+61 2 9221 2099
sydneypartners@pitcher.com.au

pitcher.com.au

Independent Auditor's Report
To The Members of Objective Corporation Limited
ABN 16 050 539 350

Report on the Audit of the Financial Report

Opinion

We have audited the financial report of Objective Corporation Limited ("the Company") and its controlled entities ("the Group"), which comprises the consolidated statement of financial position as at 30 June 2026, the consolidated statement of profit or loss, the consolidated statement of comprehensive income, the consolidated statement of changes in equity and the consolidated statement of cash flows for the year then ended, and notes to the financial statements including material accounting policy information, the consolidated entity disclosure statement and the directors' declaration.

In our opinion, the accompanying financial report of the Group is in accordance with the *Corporations Act 2001*, including:

a. giving a true and fair view of the Group's financial position as at 30 June 2026 and of its financial performance for the year then ended; and

b. complying with Australian Accounting Standards and the *Corporations Regulations 2001*.

Basis for Opinion

We conducted our audit in accordance with Australian Auditing Standards. Our responsibilities under those standards are further described in the *Auditor's Responsibilities for the Audit of the Financial Report* section of our report. We are independent of the Group in accordance with the auditor independence requirements of the *Corporations Act 2001* and the ethical requirements of APES 110 *Code of Ethics for Professional Accountants (including Independence Standards)* issued by the Accounting Professional and Ethical Standards Board ("the Code") that are relevant to audits of the financial report of public interest entities in Australia. We have also fulfilled our other ethical responsibilities in accordance with the Code.

We confirm that the independence declaration required by the *Corporations Act 2001*, which has been given to the directors of the Company, would be in the same terms if given to the directors as at the time of this auditor's report.

We believe that the audit evidence we have obtained is sufficient and appropriate to provide a basis for our opinion.

Key Audit Matters

Key audit matters are those matters that, in our professional judgement, were of most significance in our audit of the financial report of the current period. These matters were addressed in the context of our audit of the financial report as a whole, and in forming our opinion thereon, and we do not provide a separate opinion on these matters.

Pitcher Partners is an association of independent firms. Pitcher Partners Sydney ABN 17 795 780 962. Liability limited by a scheme approved under Professional Standards Legislation. Pitcher Partners is a member of the global network of Baker Tilly International Limited, the members of which are separate and independent legal entities.

Independent Auditor's Report continued

Key Audit Matter	How our audit addressed the Key Audit Matter
Revenue from Contracts with Customers	
The Group applies AASB 15 *Revenue from Contracts with Customers* to account for the following material revenue streams: • Software licence revenue; • Implementation and consulting revenue; and • Other ancillary revenue such as hosting services, cloud services, support and maintenance services. The recognition of revenue and associated contract assets and contract liabilities is a key audit matter due to the significant judgements surrounding the timing of revenue recognition. Note 5 to the financial statements sets out the Group's revenue streams and the associated accounting policies. Note 12 to the financial statements sets out the associated contract assets and contract liabilities.	Our procedures included: • Obtained an understanding of the Group's revenue recognition policies and assessed the policies applied for compliance with the relevant accounting standards. • Documented and evaluated the design and, implementation, of relevant controls over the measurement and timing of revenue recognition. • For each material revenue stream, we selected representative samples of customer contracts and assessed the key contractual terms, performance obligations and revenue recognition criteria to determine whether revenue was recognised in accordance with AASB 15 *Revenue from Contracts with Customers* and whether the relevant performance obligations were satisfied. • For each material revenue stream, selected samples of revenue transactions recognised during the reporting period and near year-end and agreed the transaction price and timing of revenue recognition to underlying customer contracts, work in progress records, milestone acknowledgements, invoices and customer receipts, where applicable. • For revenue contracts tested close to year-end, evaluated the significant judgements applied by Management in determining the timing of revenue recognition; and • Tested manual journals impacting revenue, contract assets and contract liabilities, with a particular focus on those processed at or near year end. We also assessed the adequacy of the disclosures in Notes 5 and 12 to the financial statements.

For personal use only

Objective Corporation Limited and its Controlled Entities

For personal use only

PITCHER PARTNERS

Key Audit Matter	How our audit addressed the Key Audit Matter
Accounting for software development costs	
As set out in Note 16 to the financial statements, the Group capitalises costs related to the development of software products in accordance with AASB 138 *Intangible Assets.* The accounting for capitalised software development costs is a key audit matter due to: • Specific judgement applied in assessing whether the capitalised costs are directly attributable to the relevant product developed and eligible for capitalisation under the criteria prescribed by Australian Accounting Standards; • The assessment of the useful life of the asset and timing of amortisation; and • The assessment of future economic benefits and any indicators of impairment of capitalised software development costs.	Our procedures included: • Evaluated whether capitalised costs met the eligibility criteria for capitalisation under AASB 138 *Intangible Assets.* • Held inquiries with management and R&D team members, to understand the development activities undertaken. • Documented and evaluated the design and implementation of the relevant controls in place over the process for recording and identifying qualifying costs to be capitalised. • Tested the appropriateness and eligibility of costs capitalised with reference to internal documentation and the criteria in the relevant accounting standard, which included: – Agreeing a sample of payroll costs capitalised to supporting payroll and time records, and cost allocation calculations; and – Agreeing a sample of other capitalised costs to invoices or other supporting documentation and assessed the Group's determination that the service or goods received is directly attributable to development activities. • Challenged the appropriateness of the amortisation period including the commencement date of amortisation for the capitalised software development costs and the timing of amortisation; and • Evaluated the Group's indicators of impairment and the recoverability of the carrying value of the capitalised software development asset, with reference to historical and expected future cash inflows. We also assessed the adequacy of the disclosures in Note 16 to the financial statements.

Independent Auditor's Report continued

For personal use only

Key Audit Matter	How our audit addressed the Key Audit Matter
Impairment of Intangible Assets	
At 30 June 2026 the consolidated statement of financial position of the Group includes goodwill and other intangible assets amounting to $80.577 million. The Group performs an annual impairment test of goodwill and other intangible assets across its Cash Generating Units (CGU's) and has determined recoverable amounts based on value-in-use calculations. The carrying value of goodwill and other intangible assets is a key audit matter because of the significant judgements applied in the value-in-use models, including estimates of cash flow forecasts, growth rates, discount rates and terminal value calculations. Note 16 to the financial statements sets out the Group's accounting policies, allocation of goodwill to CGU's and key estimates adopted in determining the recoverable amount.	Our procedures included: • Assessed management's determination of CGU's and allocation of goodwill to the carrying value of CGU's based on our understanding of the nature of the Group's business. • Understood and evaluated the design and implementation of relevant controls over information used as part of assessing impairment of intangible assets. • Tested the mathematical accuracy of the value in use models. • Compared cash flow forecasts to the Board approved budgets and assessed the historical accuracy of forecasting. • In conjunction with our valuation specialists, we assessed and challenged significant estimates and judgements used by management in the value-in-use models, including cash flow forecasts, growth rates, discount rates and terminal value calculations; and • Performed sensitivity analysis on the growth rates and discount rates used in the value-in-use models. We also assessed the adequacy of the disclosures in Note 16 to the financial statements.

Information Other than the Financial Report and Auditor's Report Thereon

The directors are responsible for the other information. The other information comprises the information included in the Group's annual report for the year ended 30 June 2026 but does not include the financial report and our auditor's report thereon.

Our opinion on the financial report does not cover the other information and accordingly we do not express any form of assurance conclusion thereon.

In connection with our audit of the financial report, our responsibility is to read the other information and, in doing so, consider whether the other information is materially inconsistent with the financial report, or our knowledge obtained in the audit or otherwise appears to be materially misstated.

If, based on the work we have performed, we conclude that there is a material misstatement of this other information, we are required to report that fact. We have nothing to report in this regard.

For personal use only

PITCHER PARTNERS

Responsibilities of the Directors for the Financial Report

The directors of the Company are responsible for the preparation of:

a. the financial report (other than the consolidated entity disclosure statement) that gives a true and fair view in accordance with Australian Accounting Standards and the *Corporations Act 2001*; and

b. the consolidated entity disclosure statement that is true and correct in accordance with the *Corporations Act 2001*; and

for such internal control as the directors determine is necessary to enable the preparation of:

i. the financial report (other than the consolidated entity disclosure statement) that gives a true and fair view and is free from material misstatement, whether due to fraud or error; and

ii. the consolidated entity disclosure statement that is true and correct and is free of misstatement, whether due to fraud or error.

In preparing the financial report, the directors are responsible for assessing the ability of the Group to continue as a going concern, disclosing, as applicable, matters related to going concern and using the going concern basis of accounting unless the directors either intend to liquidate the Group or to cease operations, or have no realistic alternative but to do so.

Auditor's Responsibilities for the Audit of the Financial Report

Our objectives are to obtain reasonable assurance about whether the financial report as a whole is free from material misstatement, whether due to fraud or error and to issue an auditor's report that includes our opinion. Reasonable assurance is a high level of assurance, but is not a guarantee that an audit conducted in accordance with the Australian Auditing Standards will always detect a material misstatement when it exists. Misstatements can arise from fraud or error and are considered material if, individually or in the aggregate, they could reasonably be expected to influence the economic decisions of users taken on the basis of this financial report.

As part of an audit in accordance with the Australian Auditing Standards, we exercise professional judgement and maintain professional scepticism throughout the audit. We also:

- Identify and assess the risks of material misstatement of the financial report, whether due to fraud or error, design and perform audit procedures responsive to those risks, and obtain audit evidence that is sufficient and appropriate to provide a basis for our opinion. The risk of not detecting a material misstatement resulting from fraud is higher than for one resulting from error, as fraud may involve collusion, forgery, intentional omissions, misrepresentations, or the override of internal control.

- Obtain an understanding of internal control relevant to the audit in order to design audit procedures that are appropriate in the circumstances, but not for the purpose of expressing an opinion on the effectiveness of the Group's internal control.

- Evaluate the appropriateness of accounting policies used and the reasonableness of accounting estimates and related disclosures made by the directors.

- Conclude on the appropriateness of the directors' use of the going concern basis of accounting and, based on the audit evidence obtained, whether a material uncertainty exists related to events or conditions that may cast significant doubt on the Group's ability to continue as a going concern. If we conclude that a material uncertainty exists, we are required to draw attention in our auditor's report to the related disclosures in the financial report or, if such disclosures are inadequate, to modify our opinion. Our conclusions are based on the audit evidence obtained up to the date of our auditor's report. However, future events or conditions may cause the Group to cease to continue as a going concern.

Independent Auditor's Report continued

For personal use only

Auditor's Responsibilities for the Audit of the Financial Report (continued)

- Evaluate the overall presentation, structure and content of the financial report, including the disclosures, and whether the financial report represents the underlying transactions and events in a manner that achieves fair presentation.
- Obtain sufficient appropriate audit evidence regarding the financial information of the entities or business activities within the Group to express an opinion on the financial report. We are responsible for the direction, supervision and performance of the Group audit. We remain solely responsible for our audit opinion.

We communicate with the directors regarding, among other matters, the planned scope and timing of the audit and significant audit findings, including any significant deficiencies in internal control that we identify during our audit.

We also provide the directors with a statement that we have complied with relevant ethical requirements regarding independence, and to communicate with them all relationships and other matters that may reasonably be thought to bear on our independence, and where applicable, actions taken to eliminate threats or safeguards applied.

From the matters communicated with the directors, we determine those matters that were of most significance in the audit of the financial report of the current period and are therefore the key audit matters. We describe these matters in our auditor's report unless law or regulation precludes public disclosure about the matter or when, in extremely rare circumstances, we determine that a matter should not be communicated in our report because the adverse consequences of doing so would reasonably be expected to outweigh the public interest benefits of such communication.

Report on the Remuneration Report

Opinion on the Remuneration Report

We have audited the Remuneration Report included in pages 24 to 26 of the directors' report for the year ended 30 June 2026. In our opinion, the Remuneration Report of Objective Corporation Limited, for the year ended 30 June 2026, complies with section 300A of the *Corporations Act 2001*.

Responsibilities

The directors of the Company are responsible for the preparation and presentation of the Remuneration Report in accordance with section 300A of the *Corporations Act 2001*. Our responsibility is to express an opinion on the Remuneration Report, based on our audit conducted in accordance with Australian Auditing Standards.

Nathan Balban
Partner

27 August 2026

Pitcher Partners

Pitcher Partners
Sydney

Pitcher Partners Sydney

ABN 17 795 780 962
An association of independent firms

Shareholder Information

Additional information required by the Australian Stock Exchange Limited Listing Rules and not disclosed elsewhere in this report is set out below:

The shareholder information set out below was compiled from Objective Corporation Limited's register of shareholders as at 16 September 2026.

A. Twenty largest holders of ordinary shares

Rank	Name	Units held	% of listed units
1	TBW TRUSTEES LIMITED	62,000,000	65.14
2	J P MORGAN NOMINEES AUSTRALIA PTY LIMITED	7,644,708	8.03
3	BNP PARIBAS NOMS PTY LTD	3,661,950	3.85
4	CITICORP NOMINEES PTY LIMITED	3,386,031	3.56
5	HSBC CUSTODY NOMINEES (AUSTRALIA) LIMITED	2,692,278	2.83
6	AUSTRALIAN FOUNDATION INVESTMENT COMPANY LIMITED	933,905	0.98
7	MIRRABOOKA INVESTMENTS LIMITED	903,126	0.95
8	WEM SUPER PTY LTD	535,000	0.56
9	BOND STREET CUSTODIANS LIMITED	300,500	0.32
10	SANDWICK INVESTMENTS PTY LIMITED	266,259	0.28
11	CERTANE CT PTY LTD	233,101	0.25
12	HSBC CUSTODY NOMINEES (AUSTRALIA) LIMITED - A/C 2	212,994	0.22
13	BNP PARIBAS NOMINEES PTY LTD	205,000	0.22
14	MR CHARLES DAVID GORDON	182,451	0.19
15	EST MRS JOAN CAMERON FISHER	164,250	0.17
16	ANACACIA PTY LTD	153,472	0.16
17	ABRAHAM MARKOSE MOHAN MARKOSE	141,000	0.15
18	WARBONT NOMINEES PTY LTD	133,688	0.14
19	BNP PARIBAS NOMINEES PTY LTD	132,058	0.14
20	MR JONATHAN HUGH PALIN	125,000	0.13
Total: Top 20 holders of issued capital		**84,006,771**	**88.27**
Total remaining holders balance		**11,166,660**	**11.73**

B. Substantial shareholders

The names of Objective Corporation Limited's substantial shareholders and the number of shares in which each has a relevant interest, are listed below:

	Units held	Voting power
TBW TRUSTEES LIMITED	62,000,000	65.14%

For personal use only

Shareholder Information continued

C. Range of equity securities as at 16 September 2026

A distribution schedule of the number of holders of shares is set out below:

Range	No. of holders	No. of units	% of issued shares
1 – 1,000	2,088	746,026	0.78
1,001 – 5,000	1,014	2,518,121	2.65
5,001 – 10,000	230	1,721,290	1.81
10,001 – 100,000	194	5,628,180	5.91
100,001 and over	25	84,559,814	88.85
Total	**3,551**	**95,173,431**	**100.00**

D. Unquoted securities

Details	Number on issue	Number of holders
Share options	1,738,000	32
Share rights	32,075	23

E. Voting rights

All ordinary shares carry one vote per share without restriction. Share options and share rights have no voting rights.

F. Share buy-back

For the financial year ended 30 June 2026, the Company has bought back a total of 586,963 ordinary shares for a total consideration of $7,136,000 (2025: Nil). Since balance date, the Company has bought back a total of 439,872 ordinary shares for a total consideration of $2,541,000.

For personal use only

Corporate Directory

Registered Office

Level 30
177 Pacific Highway
North Sydney NSW 2060
Australia

Tel: +61 2 9955 2288

ASX Code

OCL

ABN

16 050 539 350

Directors

Tony Walls
Nick Kingsbury
Darc Rasmussen
Stephen Bool

Company Secretary

Ben Tregoning

Stock Exchange Listing

The Company's shares are listed on the ASX.

Electronic Announcements

Shareholders who wish to receive a copy of announcements made to the ASX are invited to provide their email address to the Company. This can be done by emailing us at enquiries@objective.com or writing to us at our registered office.

Share Register and Shareholder Enquiries

Boardroom Pty Limited
Level 8, 210 George Street
Sydney NSW 2000

Tel: 1300 737 760
International: +61 2 9290 9600
www.boardroomlimited.com.au

Auditor

Pitcher Partners
Level 16, Tower 2 Darling Park
201 Sussex Street
Sydney NSW 2000
www.pitcher.com.au

For personal use only

For personal use only

Objective