WIAGOLD

ASX:WIA

20 October 2026

QUARTERLY ACTIVITIES REPORT

for the period ended 30 September 2026

HIGHLIGHTS

- Definitive Feasibility Study (**DFS**) confirmed robust technical and economic viability of the Kokoseb Gold Project (**Kokoseb** or **Project**), with average annual gold production of approximately 150koz over the first 10 years, for total production of 1,836koz over a 14-year mine life.[1]
- Maiden JORC Probable Ore Reserve of 69.8Mt at 0.87 g/t Au for 1.95Moz of gold, estimated at a conservative gold price assumption of US$2,600/oz.[1]
- Mineral Resource Estimate (**MRE**) increased 29% to 3.78Moz Au at 1.0 g/t Au, including a maiden underground Inferred Mineral Resource of 7.9Mt at 2.2 g/t Au for 0.56Moz Au.[2]
- Indicative terms agreed with Sprott Resource Lending Corp. (**Sprott**) for a US$360 million senior secured debt facility and US$15 million equity subscription, with financial close targeted in the fourth quarter of 2026.
- Completion of a A$125 million placement at A$0.425 per share (**Placement**) which together with the proposed Sprott facility and existing cash, is currently expected to fully fund Kokoseb through to first gold.
- Process plant engineering review identified several design provisions that could enable a future increase in plant throughput from the DFS design basis of 5.25Mtpa to approximately 7.0Mtpa, at an estimated additional cost of US$9.3 million.[3]
- Six diamond drill (**DD**) rigs continued to operate at Kokoseb and subsequent to quarter end, drilling results announced which reinforced the underground opportunity emerging beneath the planned open pit.[4]
- Board strengthened with the appointment of experienced exploration geologist Jamie Day as Non-Executive Director, bringing a strong track record of mineral discovery.[5]

For personal use only

Wia Gold Limited (ASX: WIA) (**Wia** or the **Company**), a Namibian focussed gold development and exploration company, is pleased to provide its Quarterly Activities Report for the period ended 30 September 2026, a transformational quarter marked by completion of the DFS and significant progress towards Project financing and development.

DEFINITIVE FEASIBILITY STUDY

On 10 August 2026, the Company released the DFS for Kokoseb, building on the previously released 2025 Scoping Study. The DFS considered open pit mining only, a conventional leach and carbon-in-pulp processing facility with a nameplate capacity of 5.25Mtpa, water supply from the Omaruru Alluvial Plains (**OmAP**) borefield, power from the Namibian grid, a filtered stack tailings storage facility and

[1] Refer ASX announcement dated 10 August 2026 entitled "*Robust Definitive Feasibility Study and Project Financing Update*".
[2] Refer ASX announcement dated 10 August 2026 entitled "*Kokoseb Mineral Resource Estimate Increases 29% to 3.78Moz Au*".
[3] Refer ASX announcement dated 24 September 2026 entitled "*Expansion Plans to 7Mtpa*". At this stage, any potential future expansion of the production capability is theoretical or conceptual only. The Company has not undertaken or completed sufficient work to determine whether any potential expansion could be achieved or realised in the future.
[4] Refer ASX announcement dated 13 October 2026 entitled "*Drilling at Kokoseb Continues to Reinforce Underground Resource Growth Potential*".
[5] Refer ASX announcement dated 28 September 2026 entitled "*Board and Company Secretary Changes*".

130 Hay Street, Subiaco WA 6008
E: info@wiagold.com.au

For personal use only

associated infrastructure. Capital and operating cost estimates were prepared to an AACE Class 3 standard, with an accuracy of ±15%.

The DFS defined a maiden JORC Probable Ore Reserve of 69.8Mt at 0.87 g/t Au for 1.95Moz of gold, derived from the Indicated component of the MRE and estimated at a conservative gold price assumption of US$2,600/oz (refer Table 5 on page 11). The open pit mining inventory of 72.9Mt at 0.87 g/t Au for 2.03Moz is drawn almost entirely from Ore Reserves, includes only 4.3% of material from Inferred Mineral Resources, and excludes Inferred material from mill feed during the first five years of production.

Key outcomes are set out below in Tables 1 to 3.

Table 1 – Production and Operating Outcomes

	Unit	Value
Life of Mine (LOM)	Years	14
Total mining inventory	Mt	72.9
Strip ratio (LOM average)	waste:ore	5.5:1
Processing rate	Mtpa	5.25
Average grade	g/t Au	0.87
Average recovery	%	90.4
Average annual gold production, first 5 years	koz pa	161
Average annual gold production, first 10 years	koz pa	150
Average annual gold production, LOM	koz pa	131
Total gold production	koz	1,836
C1 cash operating cost (LOM)	US$/oz	1,519

Table 2 – Financial Outcomes

	Unit	Base Case (US$3,600/oz)	Spot (US$4,075/oz)
AISC (LOM)	US$/oz	1,696	1,715
Average annual EBITDA (first 10 years)	US$m	281	349
Pre-tax free cash flow (LOM)	US$m	3,020	3,856
Post-tax free cash flow (LOM)	US$m	1,914	2,442
Post-tax NPV5%	US$m	1,214	1,577
Post-tax IRR	%	41	49
Post-tax payback period	Months	21	17

The spot case reflects the average daily spot gold price for July 2026.

Table 3 – Capital Cost Estimate

	US$m
Plant and infrastructure	362
Owners' costs	46
Contingency	40
Pre-production mining	27
Total pre-production capital	**475**

The capital cost estimate includes US$50 million of additional strategic water and power investment enabling future expansion optionality. This comprises development of the OmAP borefield (US$34 million), which hosts a substantial groundwater resource in excess of 80Mm³, significantly exceeding

For personal use only

the Project's long-term water demands. The estimate also incorporates an upgrade to the Project's power supply infrastructure (US$16 million), based on a 132kV connection rather than 66kV, providing additional capacity for future power demand. Collectively, it is anticipated that these infrastructure investments enable optionality for potential future expansion.

EXECUTION READINESS AND PLANT EXPANSION

Following completion of the DFS, the Board approved the commencement of execution readiness activities which are now well underway, ahead of finalising definitive financing documentation and commencing construction. The Company is building the owner's team, including the appointment of key project personnel to support the Project Director, and finalising the Project execution and contracting strategy. Front-end engineering and design is advancing in parallel with Project approvals and preparation for procurement of long lead-time items on the Project critical path.

Subject to timely receipt of key approvals and finalising definitive financing documentation, early-works are currently targeted to commence first half of 2027, with first gold production targeted for the fourth quarter of 2028.

As part of the execution readiness design work, the Company announced in September that SENET, a DRA Global Group company, had completed an engineering review of the Kokoseb process plant. The review recommended a number of design provisions that when incorporated in the initial build will facilitate a future increase in plant throughput from the DFS design basis of 5.25Mtpa to approximately 7.0Mtpa.

The grinding circuit was identified as the primary constraint, with a recommendation to increase installed power on both the SAG and ball mills from 12MW to 15MW. Other provisions include larger thickeners, increased conveyor and pump allowances, and space for future leach, CIP and filtration capacity. The estimated additional cost of the selected provisions is US$9.3 million (AACE Class 4 level), approximately 2% of the DFS pre-production capital cost estimate of US$475 million.

The DFS mine schedule delivers excess ore, resulting in significant accumulation of medium-grade ore stockpiles over the mine life. Based on a preliminary review, the DFS mine schedule could supply a 7Mtpa plant without modification to the underlying mining schedule.

SENET has been instructed to incorporate the provisions into front-end engineering, and the water and power infrastructure is being reviewed to confirm it is adequately sized to support an expansion. Incorporation of these provisions does not constitute a decision to increase plant throughput beyond the DFS design basis of 5.25Mtpa, neither does it modify the DFS mine plan, Ore Reserve estimate, production profile or project development strategy announced on 10 August 2026.

Any plant expansion would remain subject to further engineering studies, updated economic evaluations, regulatory approvals, market conditions, funding availability and Board approval. Accordingly, at this stage any potential expansion of the production capability is theoretical or conceptual only. The Company has not yet undertaken or completed sufficient work to determine whether any expansion could be achieved or realised in the future.

MINERAL RESOURCE ESTIMATE

On 10 August 2026, the Company announced an updated MRE for Kokoseb, increasing the total resource by 29% to 113Mt at 1.0 g/t Au for 3.78Moz. This is the fourth MRE for Kokoseb and the first to include an underground component, delivered approximately five years after discovery in May 2021.

The update incorporated a maiden underground Inferred Mineral Resource of 7.9Mt at 2.2 g/t Au for 0.56Moz and increased the open pit resource by 10% to 105Mt at 0.96 g/t Au for 3.23Moz. The open pit resource includes a higher-grade component of 50Mt at 1.3 g/t Au for 2.13Moz at a 0.80 g/t Au cut-off grade. Approximately 2.01Moz, or 53% of the total, is in the Indicated category. Mineralisation remains open at depth along the 5km of strike of the open pit resource. The MRE is set out in Table 4 on page 11.

For personal use only

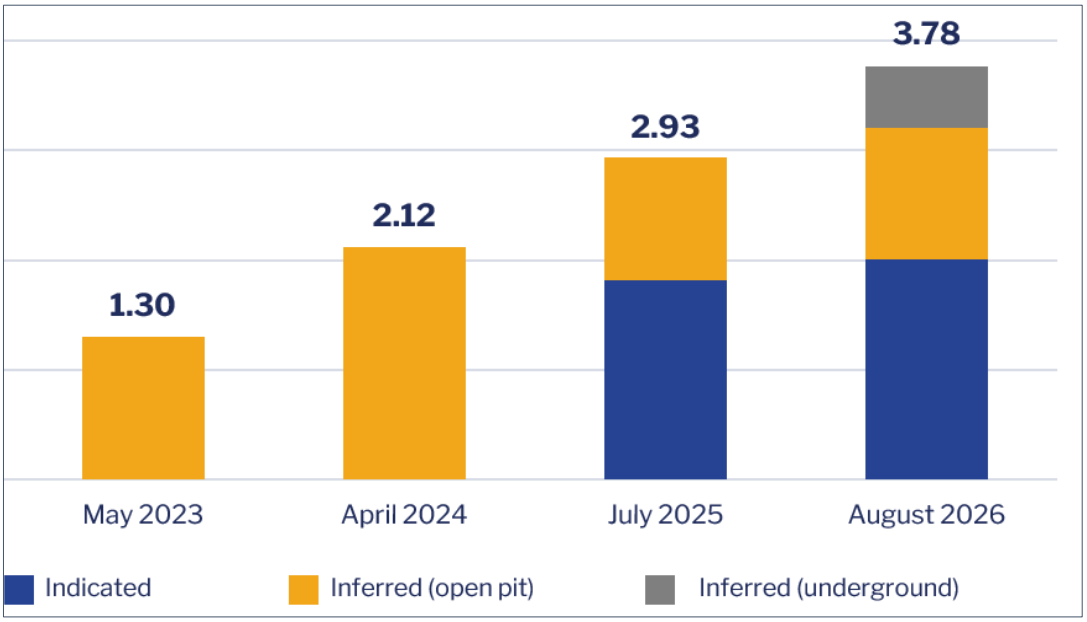

Figure 1 – Kokoseb August 2026 MRE versus Previous MREs (Moz)

KOKOSEB EXPLORATION

Six DD rigs are continuing to operate at Kokoseb and subsequent to quarter end, the Company reported assay results from 33 DD holes totalling 18,476 metres of drilling at the Project.

Central Zone Underground Resource Envelope

Further drilling in the Central Zone Underground Resource Envelope delivered excellent continuity and grade, demonstrating the increased confidence in further potential resource growth in this area.

Significant intercepts for this grade continuity included:

- **15.5m @ 6.53 g/t Au from 499.5m, inc. 3m @ 27.93 g/t Au in KDD191**
- **20m @ 2.70 g/t Au from 544m, inc. 3m @ 5.39 g/t Au in KDD181**
- **18m @ 1.51 g/t Au from 488m, inc. 3m @ 3.69 g/t Au in KDD184**
- **9m @ 1.94 g/t Au from 436m, inc. 3m @ 3.03 g/t Au in KDD173**
- **3m @ 4.10 g/t Au from 517.6m in KDD191**

Central Underground Exploration Target

Drill holes **KDD163**, **KDD165** and **KDD188** confirmed the southwest plunging limb of this structure over 300 metres (Figure 2). The recent drilling in this zone significantly increased confidence in the interpreted volume of the Central Underground Exploration Target and potential future underground resource growth.

The northeast limb has also been re-evaluated following completion of drill hole **KDD175**. There is a continuity of lithology and structural setting with KDD109[6] and KDD055[7] that gives confidence to the interpretation of extending this limb 170m down-plunge.

Significant intercepts included:

- **20.7m @ 1.75 g/t Au from 779m, inc. 3m @ 6.34 g/t Au in KDD163**
- **18.2m @ 1.47 g/t Au from 257.9m, inc. 3m @ 4.24 g/t Au in KDD175**

[6] Refer to ASX announcement dated 08 December 2025 "*Outstanding High-Grade Intercepts Further Strengthen Underground Potential*"

[7] Refer to ASX announcement dated 12 June 2025 entitled "*Drilling Continues to Return Significant High-Grade Mineralisation*"

For personal use only

- **10m @ 3.00 g/t Au from 689m, inc. 4m @ 4.83 g/t Au in KDD165**
- **10m @ 2.01 g/t Au from 846m, inc. 3m @ 3.69 g/t Au in KDD188**
- **10m @ 1.63 g/t Au from 758.1m, inc. 4m @ 3.12 g/t Au in KDD163**
- **3m @ 4.25 g/t Au from 771m in KDD163**

Intermediate and Deep High-Grade Exploration Targets

Drill holes **KDD169** and **KDD183** were drilled into the Intermediate HG Exploration Target while **KDD174** was drilled into the Deep HG Exploration Target for extensions of the Underground Exploration Target previously disclosed.[8]

The upper target showed a similar environment of gold accumulation as the Central Underground Resource Envelope. This similarity increased the confidence in this target's underground potential.

Significant intercepts for these exploration targets included:

- **29m @ 1.91 g/t Au from 755m, inc. 3m @ 5.89 g/t Au in KDD174**
- **6m @ 6.06 g/t Au from 623m in KDD183**
- **16m @ 0.93 g/t Au from 604m, inc. 4m @ 1.40 g/t Au in KDD169**
- **8m @ 1.37 g/t Au from 738m, inc. 3m @ 2.88 g/t Au in KDD174**

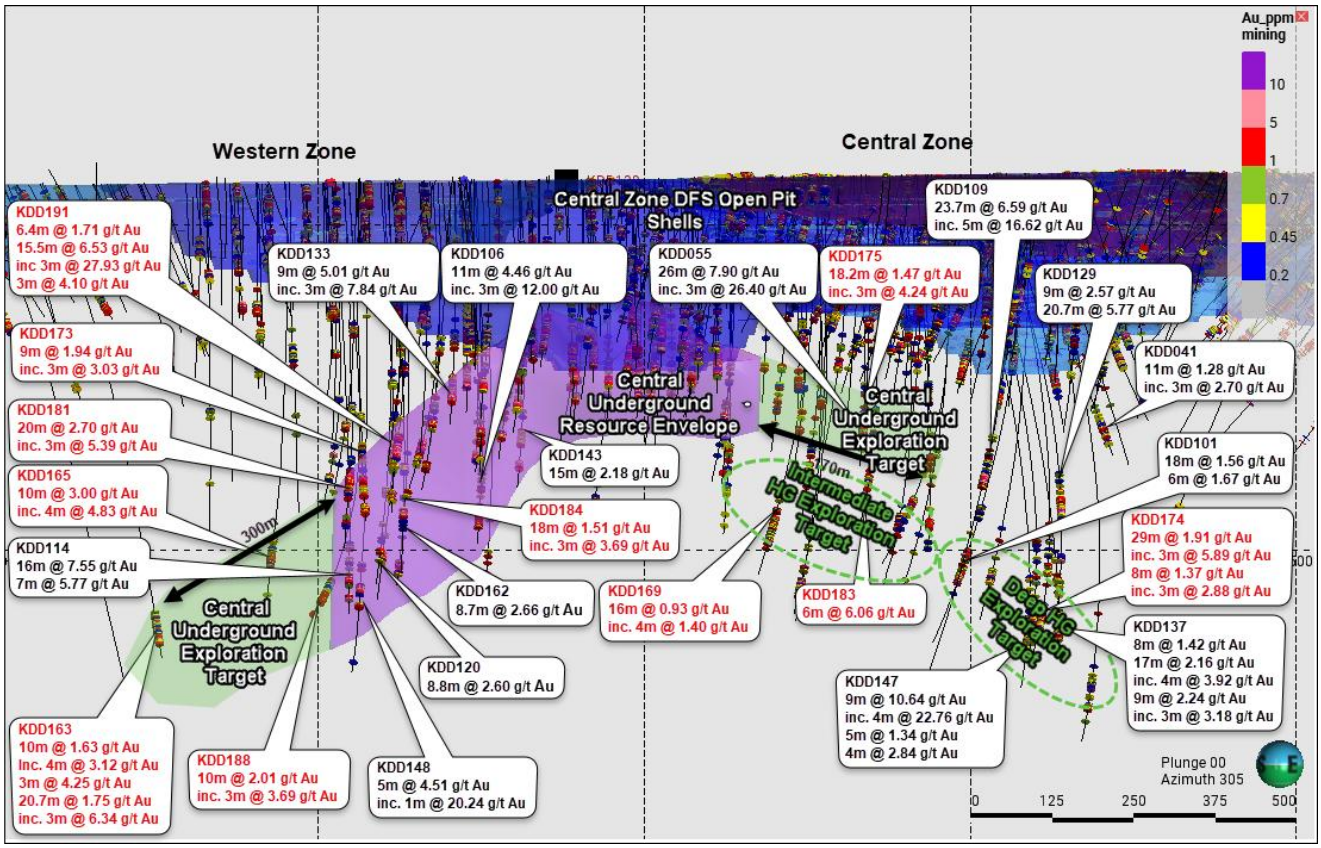

Figure 2 - Long section view showing the Central Underground Exploration Target, Central Underground Resource Envelope, Intermediate HG Exploration Target and Deep HG Exploration Target. Location of high-grade intercepts reported in this Figure 2 are indicated in red[9] (intercepts in black were previously reported)[10]

[8] Refer to ASX announcement dated 10 August 2026 entitled "*Kokoseb Mineral Resource Estimate Increases 29% to 3.78 Moz Au*"

[9] Intercept calculated using 0.5 g/t cut-off and 2m maximum consecutive internal low grade

[10] Refer to ASX announcements dated 15 May 2023, 29 May 2023, 12 March 2024, 03 July 2025, 08 December 2025, 04 March 2026 and 15 June 2026

For personal use only

Southern Underground Exploration Target

Drill holes **KDD176** and **KDD185** intersected thick zones of high-grade mineralisation at depth in the Southern Underground Exploration Target (Figure 3). These new holes demonstrate a consistency of grade and thickness with the Southern Underground Resource Envelope at greater depths, increasing confidence in this zone.

Drill hole **KDD194** intersected good thickness and grades within the Target Zone for HG Gold (Figure 3). **KDD194** has similar lithology and structural characteristics to **KDD176** and **KDD185** indicating continuity with, and possible connectivity to, the Southern Underground Exploration Target.

Significant intercepts for this grade continuity included:

- **18m @ 2.78 g/t Au from 606m, inc. 3m @ 4.64 g/t Au in KDD185**
- **9m @ 2.45 g/t Au from 675.7m, inc. 3m @ 6.17 g/t Au in KDD176**
- **7m @ 2.16 g/t Au from 478m, inc. 3m @ 4.03 g/t Au in KDD194**

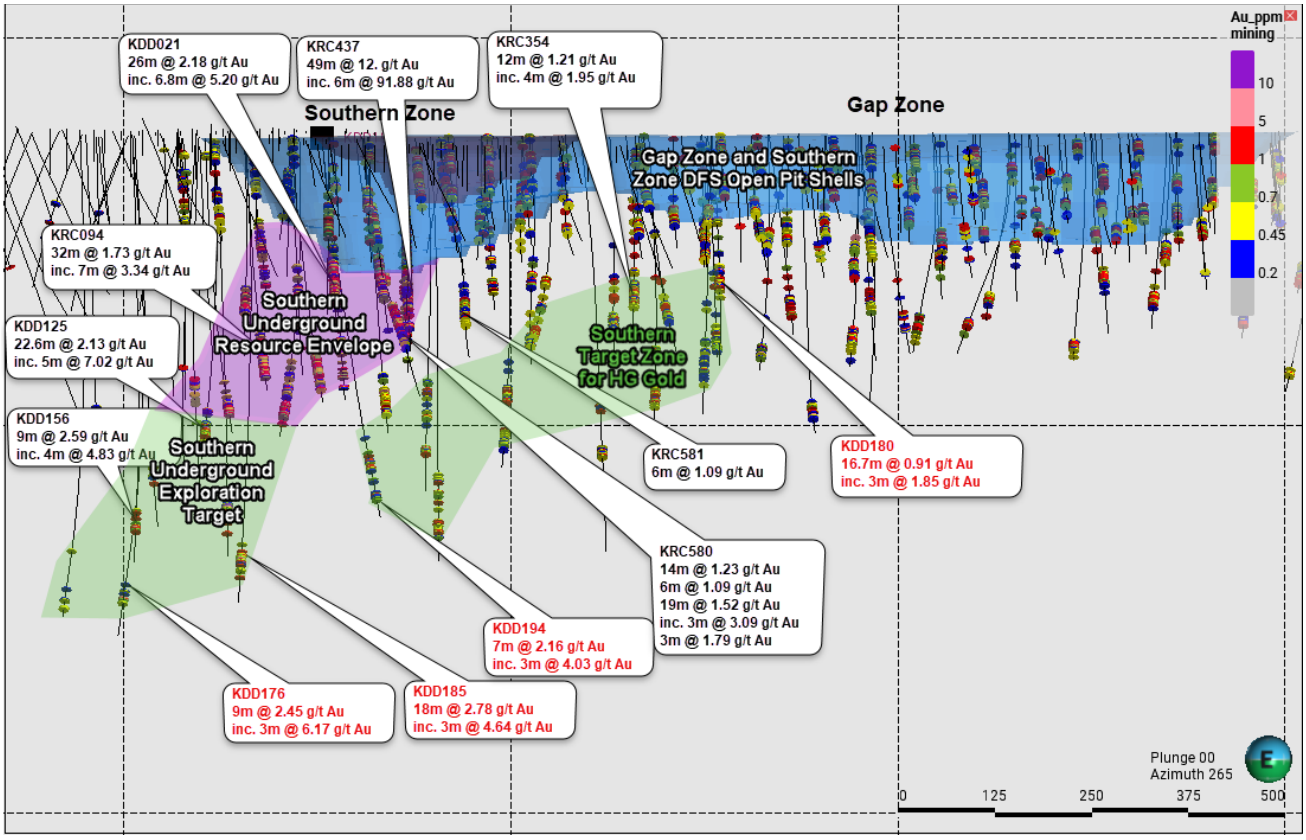

Figure 3 - Long section view showing the Southern Underground Exploration Target and conceptual Southern Target Zone for HG Gold. Location of high-grade intercepts reported in this Figure 3 are indicated in red[11] (intercepts in black were previously reported)[12]

Potential of Exploration Target and future plans

The recent drilling results continue to support the potential to attain the previously disclosed Underground Exploration Target of approximately 10Mt to 15Mt at gold grades of approximately 2.0 g/t Au to 2.5 g/t Au. This Exploration Target is additional to, and exclusive of, the maiden underground

[11] Intercept calculated using 0.5 g/t cut-off and 2m maximum consecutive internal low grade

[12] Refer to ASX announcements dated 15 May 2023, 29 May 2023, 12 March 2024, 03 July 2025, 08 December 2025, 04 March 2026 and 15 June 2026

For personal use only

Inferred Resource of 0.56 Moz Au.[13] The potential quantity and grade of the Underground Exploration Target is conceptual in nature, there has been insufficient exploration to estimate a Mineral Resource and it is uncertain if further exploration will result in the estimation of a Mineral Resource. Further drilling and technical studies will be required to assess this potential.

The Underground Exploration Target is derived from estimates from several Ordinary Kriged block models constrained within geological interpretations around broadly sampled areas, generally more than 50 m from drill holes and not extended beyond 200 m from any drill hole. Additional drilling to approximately 50 m by 50 m spacing is proposed to further test the validity of the Underground Exploration Target.

The Underground Exploration Target will be further assessed as part of the broader drilling programme, which is designed to test the continuity and extent of mineralisation at depth and evaluate opportunities for future underground Mineral Resource growth. The extent and timing of this work will depend on drilling results and ongoing exploration priorities and is expected to occur within the next six to twelve months.

REGIONAL EXPLORATION

Regional reconnaissance continued across Wia's landholding on Namibia's Damara belt, including on some of the licences the subject of the binding term sheets referred to below. Activities included stream sediment sampling, mapping and rock-chip sampling, to prioritise targets for future systematic exploration.

Wia is party to numerous binding term sheets relating to proposed farm-in arrangements pursuant to which it may earn interests of between 80% and 90% in various licences located on Namibia's Damara belt (refer tenements table on page 9 for specific details).

These term sheets include various conditions to be satisfied before any substantive exploration is undertaken, including in some cases, renewal of the relevant licence. Following a period of exclusive exploration access (in most cases, 10-12 months), Wia will have the option to continue exploration and earn its interest in the relevant licence. However, at this stage no interest in these licences has been earned and the Company is only undertaking early-stage evaluation work to determine whether any of the projects warrant further exploration expenditure.

PERMITTING

The Mining Licence application, submitted to the Ministry of Industries, Mines and Energy (**MIME**) in October 2025, and the Environmental and Social Impact Assessment (**ESIA**), submitted in March 2026, continued to progress through the regulatory assessment process. Grant of the Mining Licence and Environmental Clearance Certificate is anticipated by year end. Preparation of ESIAs for off-site infrastructure is underway.

CORPORATE

Project Financing

In parallel with the DFS and after completing a highly competitive funding process, the Company agreed an indicative, non-binding term sheet with Sprott for a project financing facility comprising a US$360 million senior secured debt facility and a subscription of US$15 million in any future equity raise (Facility). Key terms include a tenor of approximately six years, interest at SOFR plus a margin, capitalised interest for the first two years following financial close, and no mandatory hedging. On financial close, Wia will issue Sprott 67,500,000 warrants over unissued shares.

[13] Refer to ASX announcement dated 10 August 2026 entitled "*Kokoseb Mineral Resource Estimate Increases 29% to 3.78 Moz Au*"

For personal use only

Detailed due diligence continued during the quarter and included a successful site visit attended by Wia executives, Sprott, and the independent technical, environmental and sustainability consultants. The Facility remains subject to conditions customary for a facility of this nature, including completion of due diligence, definitive documentation, final investment committee approval and receipt of the Mining Licence and Environmental Clearance Certificate. The Company is targeting financial close in the fourth quarter of 2026.

Placement

On 12 August 2026 the Company announced the Placement, confirming that it had received firm commitments to raise A$125 million at A$0.425 per share from new and existing, institutional and sophisticated investors. The Placement comprised the issue of approximately 294.1 million new fully paid ordinary shares, at a nil discount to the last traded price prior to announcement on 7 August 2026 and a 2% discount to the 5-day volume weighted average price up to and including 7 August 2026 of A$0.434.

The Placement was conditional on shareholder approval, which was obtained at the General Meeting held on 18 September 2026 and the new shares were issued on 28 September 2026.

Together with the proposed Facility and existing cash, the Placement is currently expected to fully fund Kokoseb through construction to first gold.

Board and Company Secretary

On 28 September 2026, the Company appointed Jamie Day as a Non-Executive Director. Mr Day is a geologist with more than 30 years of experience in the resources industry. Most recently he was Exploration Manager at Liontown Limited, where he led the team responsible for the discovery of the Kathleen Valley and Buldania lithium deposits. He previously led the team that discovered the Rosie and C2 nickel sulphide deposits for Independence Group (now IGO Limited).

Andrew Pardey has advised that he will not seek re-election and will retire from the Board at the conclusion of the upcoming Annual General Meeting. Mr Pardey joined the Board in 2020 and supported the advancement of Kokoseb from discovery through to completion of the DFS.

Joanna Kiernan resigned as Company Secretary effective 30 September 2026, and Jessica O'Hara, Wia's Group Legal Counsel, was appointed Company Secretary from the same date.

Cash

As at 30 September 2026, Wia held a cash balance of A$229.2 million and no debt. Placement funds of A$125 million, before costs, were received on 25 September 2026.

Additional information required under Listing Rule 5.3

Details of the mining exploration activities are set out above in this Report. Evaluation and exploration expenditure during this quarter amounted to A$7.1 million. There were no substantive mining production and development activities.

In addition, during the current quarter the Company made payments to related parties of A$180,000, which comprised directors' remuneration.

For personal use only

Tenements Held at 30 September 2026

Tenement	Ownership	Project	Location
EPL4833	80%	Katerina	Namibia
EPL7246	80%	Katerina	Namibia
EPL4818	80%	Okombahe	Namibia
EPL7980	100%	Okombahe	Namibia
EPL6534	90%	Gazania	Namibia
EPL6535	90%	Gazania	Namibia
EPL8249	80%	Hagenhof NE	Namibia
EPL8021	100%	Owambo	Namibia
EPL8709	100%	Okombahe W	Namibia
EPL8354	0% (potential farm-in)	-	Namibia
EPL8355	0% (potential farm-in)	-	Namibia
EPL8356	0% (potential farm-in)	-	Namibia
EPL8762	0% (potential farm-in)	-	Namibia
EPL8956	0% (potential farm-in)	-	Namibia
EPL10500	0% (potential farm-in)	-	Namibia
EPL10033	0% (potential farm-in)	-	Namibia
EPL10555	0% (potential farm-in)	-	Namibia

No tenements were acquired, disposed of, relinquished or lapsed during the quarter.

This announcement has been authorised for release by the Company's board of directors.

Contact details

Henk Diederichs
Managing Director & CEO
+61 8 6288 4252

Sam Macpherson
Vector Advisors
smacpherson@vectoradvisors.au
+61 401 392 925

For personal use only

About The Kokoseb Gold Project

The Kokoseb Gold Deposit is located in the north-west of Namibia, a well-recognised mining jurisdiction with an established history as a significant producer of uranium, diamonds, gold and base metals. The deposit is situated approximately 320km by road from the capital, Windhoek.

The Kokoseb exploration licence (EPL 4818) is held through Mandarin Investment (Proprietary) Limited, an 80:20 joint venture between Wia and the state-owned, Epangelo Mining Company (Proprietary) Limited.

On 10 August 2026, Wia announced an updated Mineral Resource Estimate of 3.78Moz at 1.0 g/t Au, comprising an open pit Mineral Resource of 3.23Moz (including 2.01Moz in the Indicated category) and a maiden underground Inferred Mineral Resource of 0.56Moz.[14]

Also on 10 August 2026, Wia announced the results of the Definitive Feasibility Study (**DFS**) for Kokoseb.[15] The DFS confirmed a maiden Probable Ore Reserve of 1.95Moz (69.8Mt at 0.87 g/t Au) and an initial 14-year mine life, producing an average of approximately 150,000oz per annum over the first 10 years. At a base case gold price of US$3,600/oz, the Project delivers a post-tax NPV5% of US$1.2 billion (A$1.7 billion), a post-tax IRR of 41% and a payback period of 1.8 years, for a pre-production capital cost of US$475 million. In parallel, the Company agreed indicative terms with Sprott Resource Lending Corp. for a US$360 million senior secured debt facility and a US$15 million equity subscription.

The Company is advancing Kokoseb towards development as Namibia's next major gold mine, with first gold targeted for the fourth quarter of 2028.

Location of Wia's Kokoseb Gold Project - Namibia

[14] Refer ASX Announcement dated 10 August 2026 entitled "*Kokoseb Mineral Resource Estimate Increases 29% to 3.78Moz Au*"
[15] Refer ASX Announcement dated 10 August 2026 entitled "*Robust Definitive Feasibility Study and Project Financing Update*"

For personal use only

Table 4 – Kokoseb Mineral Resource Estimate

		Indicated			Inferred			Total		
	Cut-off g/t Au	Mt	g/t Au	Moz	Mt	g/t Au	Moz	Mt	g/t Au	Moz
Open pit	0.14	156	0.57	2.86	120	0.51	2.0	276	0.54	4.83
	0.30	100	0.77	2.48	71	0.70	1.6	171	0.74	4.07
	0.40	80.7	0.87	2.26	54	0.81	1.4	135	0.84	3.66
	0.50	**63.9**	**0.98**	**2.01**	**41**	**0.92**	**1.2**	**105**	**0.96**	**3.23**
	0.80	32.4	1.32	1.38	18	1.3	0.75	50	1.3	2.13
Underground	**0.85**	**–**	**–**	**–**	**7.9**	**2.2**	**0.56**	**7.9**	**2.2**	**0.56**
Total	**0.50/0.85**	**63.9**	**0.98**	**2.01**	**49**	**1.1**	**1.8**	**113**	**1.0**	**3.78**

Kokoseb Mineral Resource estimates for selected cut-off grades. The estimates in this table are rounded to reflect their precision; rounding errors are apparent. They are based on drilling data available at 31 May 2026. The Competent Person responsible for the data informing the estimates is Pierrick Couderc, Wia Group Exploration Manager. The Competent Person responsible for resource modelling is Jonathon Abbott MAIG, Director of Matrix Resource Consultants Pty Ltd. The open pit Mineral Resources are constrained by an optimised pit shell using a gold price of US$3,250/oz and process recovery of 92%, considered appropriate for the resource grade. The underground Mineral Resource is reported below the reserve pit shell derived from the Definitive Feasibility Study and is based on the same gold price as for the open pit Mineral Resources.

Table 5 – Kokoseb Maiden Ore Reserve

Ore Reserve category	Tonnes (Mt)	Grade (g/t Au)	Contained gold (Moz)
Proved	–	–	–
Probable	69.8	0.87	1.95
Total	**69.8**	**0.87**	**1.95**

The Ore Reserve is reported in accordance with the JORC Code (2012 Edition). All Ore Reserves are in the Probable category and are derived entirely from Indicated Mineral Resources, optimised at a gold price of US$2,600/oz. Tonnages are dry metric tonnes and minor discrepancies may occur due to rounding.

Competent Persons Statements

The Mineral Resource estimate referred to in this Report was first disclosed in accordance with the requirements of ASX Listing Rule 5.8 in the Company's ASX announcement dated 10 August 2026, entitled "*Kokoseb Mineral Resource Estimate Increases 29% to 3.78Moz Au*". The Ore Reserve estimate referred to in this Report was first disclosed in accordance with the requirements of ASX Listing Rule 5.9 in the Company's ASX announcement dated 10 August 2026, entitled "*Robust Definitive Feasibility Study and Project Financing Update*". The Company confirms that it is not aware of any new information or data that materially affects the information included in those announcements, and that all material assumptions and technical parameters underpinning the estimates continue to apply and have not materially changed. The Company confirms that the form and context in which the Competent Persons' findings are presented have not been materially modified from the original announcements. The announcements are available to view on www.wiagold.com.au.

The information in this announcement that relates to previously reported exploration results is extracted from the following ASX announcements - 15 May 2023 "*Maiden mineral resource estimate at Kokoseb of 1.3 million ounces gold, with significant scope for expansion*"; 29 May 2023 "*Thick high-grade gold intercepts extend Kokoseb deposit, including 37m at 9.46 g/t Au*"; 12 March 2024 "*Diamond drilling delivers further extensional success*"; 12 June 2025 "*Drilling Continues to Return Significant High-Grade Mineralisation*"; 3 July 2025 "*High grade gold discovered at Kokoseb*"; 8 December 2025 "*Outstanding High-Grade Intercepts Further Strengthen Kokoseb's Underground Potential*"; 4 March 2026 "*Significant High-Grade Intercepts Further Strengthens Kokoseb's Underground Growth Potential*", 15 June 2026 "*New Deep Target Identified Increasing Kokoseb's Underground Potential*" and 13 October 2026 "*Drilling at Kokoseb Continues to Reinforce Underground Resource Growth Potential*". The Company confirms that it is not aware of any new information or data that materially affects the relevant information included in those ASX announcements. The Company confirms that the form and context in which the Competent Persons' findings are presented have not been materially modified from the original announcements. The announcements are available to view on www.wiagold.com.au.

For personal use only

Production Target and Forecast Financial Information

The information in this announcement that relates to the production target (and forecast financial information derived from the production target) for the Kokoseb Project was first reported by the Company in an announcement dated 10 August 2026 entitled "*Robust Definitive Feasibility Study and Project Financing Update"*. The Company confirms that all the material assumptions underpinning the production target and forecast financial information derived from the production target in that announcement continue to apply and have not materially changed.

Forward-Looking Statements

This announcement may contain certain forward-looking statements and projections regarding: estimated resources and reserves; planned production and operating costs profiles; planned capital requirements; and planned strategies and corporate objectives.

Forward-looking statements are subject to a variety of known and unknown risks, uncertainties and other factors that could cause actual events or results to materially differ from those reflected in the forward- looking statements, including, without limitation: inherent uncertainties and risks associated with mineral exploration; uncertainties related to the availability of future financing necessary to undertake activities on Wia's properties; uncertainties related to the possible recalculation of, or reduction in Wia's mineral resources; uncertainties related to the outcome of studies; uncertainties relating to fluctuations in gold prices; the risk that Wia's title to its properties could be challenged; risks related to Wia's ability to attract and retain qualified personnel, uncertainties related to general economic and global financial conditions; uncertainties related to the competitiveness of the industry; risk associated with Wia being subject to government regulation, including changes in regulation; risks associated with Wia being subject to environmental laws and regulations, including a change in regulation; risks associated with Wia's need for governmental licenses, permits and approvals; uninsured risks and hazards; risk related to the integration of businesses and assets acquired by Wia; risk associated with Wia having no history of earnings or production revenue; risks associated with fluctuation in foreign exchange rates; risks related to default by joint venture parties (if any), contractors and agents, inherent risks associated with litigation; risk associated with potential conflicts of interest; risk related to effecting service or process on directors resident in foreign countries; uncertainties related to Wia's limited operating history; risks related to Wia's lack of a dividend history; risks relating to short term investments; and uncertainties related to fluctuations in Wia's share price.

Any forward-looking statements in this announcement are based on the assumptions, beliefs, expectations and opinions of management as of the date hereof and which Wia believes are reasonable in the circumstances, but no assurance can be given that these expectations will prove to be correct. These assumptions include but are not limited to that Wia's exploration of its properties and other activities will be in accordance with Wia's public statements and stated goals, that there will be no material adverse change affecting Wia or its properties, anticipated costs and timing for Wia's activities and such other assumptions as set out herein. Such forward looking statements/projections are estimates for discussion purposes only and should not be relied upon. They are not guarantees of future performance and involve known and unknown risks, uncertainties and other factors many of which are beyond the control of the Company. The forward-looking statements/projections are inherently uncertain and may therefore differ materially from results ultimately achieved.

Wia does not make any representations, provides no warranties concerning the accuracy of the forward-looking statements and disclaims any obligation to update or revise any forward-looking statements based on new information, future events or otherwise except to the extent required by applicable laws. Except for statutory liability which cannot be excluded, each of Wia and its related bodies corporate and their respective officers, employees and advisers disclaim any responsibility for the accuracy or completeness of the material contained in this announcement and exclude all liability whatsoever (including in negligence) for any loss or damage (direct or indirect) which may be suffered by any person as a consequence of any information in this announcement or any error in it or omission from it.

Appendix 5B

Mining exploration entity or oil and gas exploration entity quarterly cash flow report

Name of entity

Wia Gold Limited

ABN	Quarter ended ("current quarter")
41 141 940 230	30 September 2026

Consolidated statement of cash flows		Current quarter $A'000	Year to date (3 months) $A'000
1.	**Cash flows from operating activities**		
1.1	Receipts from customers	-	-
1.2	Payments for		
	(a) exploration & evaluation	-	-
	(b) development	-	-
	(c) production	-	-
	(d) staff costs	(563)	(563)
	(e) administration and corporate costs	(639)	(639)
1.3	Dividends received (see note 3)	-	-
1.4	Interest received	1,185	1,185
1.5	Interest and other costs of finance paid	-	-
1.6	Income taxes paid	-	-
1.7	Government grants and tax incentives	-	-
1.8	Other (provide details if material)		
	Net GST (paid) / refunded	83	83
1.9	**Net cash from / (used in) operating activities**	**66**	**66**

2.	**Cash flows from investing activities**		
2.1	Payments to acquire or for:		
	(a) entities	-	-
	(b) tenements	-	-
	(c) property, plant and equipment	(38)	(38)
	(d) exploration & evaluation	(7,103)	(7,103)
	(e) investments	-	-
	(f) other non-current assets	-	-

For personal use only

For personal use only

Consolidated statement of cash flows		Current quarter $A'000	Year to date (3 months) $A'000
2.2	Proceeds from the disposal of:		
	(a) entities	-	-
	(b) tenements	-	-
	(c) property, plant and equipment	-	-
	(d) investments	-	-
	(e) other non-current assets	-	-
2.3	Cash flows from loans to other entities	-	-
2.4	Dividends received (see note 3)	-	-
2.5	Other (provide details if material) Cash of subsidiary on disposal	-	-
2.6	**Net cash from / (used in) investing activities**	**(7,141)**	**(7,141)**

3.	**Cash flows from financing activities**		
3.1	Proceeds from issues of equity securities (excluding convertible debt securities)	125,000	125,000
3.2	Proceeds from issue of convertible debt securities	-	-
3.3	Proceeds from exercise of options	-	-
3.4	Transaction costs related to issues of equity securities or convertible debt securities	(7,181)	(7,181)
3.5	Proceeds from borrowings	-	-
3.6	Repayment of borrowings	-	-
3.7	Transaction costs related to loans and borrowings	(632)	(632)
3.8	Dividends paid	-	-
3.9	Other (provide details if material)	-	-
3.10	**Net cash from / (used in) financing activities**	**117,187**	**117,187**

4.	**Net increase / (decrease) in cash and cash equivalents for the period**		
4.1	Cash and cash equivalents at beginning of period	119,064	119,064
4.2	Net cash from / (used in) operating activities (item 1.9 above)	66	66
4.3	Net cash from / (used in) investing activities (item 2.6 above)	(7,141)	(7,141)
4.4	Net cash from / (used in) financing activities (item 3.10 above)	117,187	117,187

For personal use only

Consolidated statement of cash flows		Current quarter $A'000	Year to date (3 months) $A'000
4.5	Effect of movement in exchange rates on cash held	22	22
4.6	**Cash and cash equivalents at end of period**	**229,198**	**229,198**

5.	**Reconciliation of cash and cash equivalents** at the end of the quarter (as shown in the consolidated statement of cash flows) to the related items in the accounts	**Current quarter $A'000**	**Previous quarter $A'000**
5.1	Bank balances	2,561	4,896
5.2	Call deposits	26,617	59,148
5.3	Bank overdrafts	-	-
5.4	Other (provide details) - Term deposits	200,020	55,020
5.5	**Cash and cash equivalents at end of quarter (should equal item 4.6 above)**	**229,198**	**119,064**

6.	**Payments to related parties of the entity and their associates**	**Current quarter $A'000**
6.1	Aggregate amount of payments to related parties and their associates included in item 1	180
6.2	Aggregate amount of payments to related parties and their associates included in item 2	-

7.	**Financing facilities** *Note: the term "facility' includes all forms of financing arrangements available to the entity.* *Add notes as necessary for an understanding of the sources of finance available to the entity.*	**Total facility amount at quarter end $A'000**	**Amount drawn at quarter end $A'000**
7.1	Loan facilities	-	-
7.2	Credit standby arrangements	-	-
7.3	Other (please specify)	-	-
7.4	**Total financing facilities**	-	-
7.5	**Unused financing facilities available at quarter end**		-

7.6 Include in the box below a description of each facility above, including the lender, interest rate, maturity date and whether it is secured or unsecured. If any additional financing facilities have been entered into or are proposed to be entered into after quarter end, include a note providing details of those facilities as well.

N/A

8.	Estimated cash available for future operating activities	$A'000
8.1	Net cash from / (used in) operating activities (item 1.9)	66
8.2	(Payments for exploration & evaluation classified as investing activities) (item 2.1(d))	(7,103)
8.3	Total relevant outgoings (item 8.1 + item 8.2)	(7,037)
8.4	Cash and cash equivalents at quarter end (item 4.6)	229,198
8.5	Unused finance facilities available at quarter end (item 7.5)	-
8.6	Total available funding (item 8.4 + item 8.5)	229,198
8.7	**Estimated quarters of funding available (item 8.6 divided by item 8.3)**	32.57

Note: if the entity has reported positive relevant outgoings (ie a net cash inflow) in item 8.3, answer item 8.7 as "N/A". Otherwise, a figure for the estimated quarters of funding available must be included in item 8.7.

8.8 If item 8.7 is less than 2 quarters, please provide answers to the following questions:

8.8.1 Does the entity expect that it will continue to have the current level of net operating cash flows for the time being and, if not, why not?

Answer: N/A

8.8.2 Has the entity taken any steps, or does it propose to take any steps, to raise further cash to fund its operations and, if so, what are those steps and how likely does it believe that they will be successful?

Answer: N/A

8.8.3 Does the entity expect to be able to continue its operations and to meet its business objectives and, if so, on what basis?

Answer: N/A

Note: where item 8.7 is less than 2 quarters, all of questions 8.8.1, 8.8.2 and 8.8.3 above must be answered.

Compliance statement

1 This statement has been prepared in accordance with accounting standards and policies which comply with Listing Rule 19.11A.

2 This statement gives a true and fair view of the matters disclosed.

Date: 20 October 2026

Authorised by: Board of Directors

For personal use only

Notes

1. This quarterly cash flow report and the accompanying activity report provide a basis for informing the market about the entity's activities for the past quarter, how they have been financed and the effect this has had on its cash position. An entity that wishes to disclose additional information over and above the minimum required under the Listing Rules is encouraged to do so.

2. If this quarterly cash flow report has been prepared in accordance with Australian Accounting Standards, the definitions in, and provisions of, *AASB 6: Exploration for and Evaluation of Mineral Resources* and *AASB 107: Statement of Cash Flows* apply to this report. If this quarterly cash flow report has been prepared in accordance with other accounting standards agreed by ASX pursuant to Listing Rule 19.11A, the corresponding equivalent standards apply to this report.

3. Dividends received may be classified either as cash flows from operating activities or cash flows from investing activities, depending on the accounting policy of the entity.

4. If this report has been authorised for release to the market by your board of directors, you can insert here: "By the board". If it has been authorised for release to the market by a committee of your board of directors, you can insert here: "By the [*name of board committee – eg Audit and Risk Committee*]". If it has been authorised for release to the market by a disclosure committee, you can insert here: "By the Disclosure Committee".

5. If this report has been authorised for release to the market by your board of directors and you wish to hold yourself out as complying with recommendation 4.2 of the ASX Corporate Governance Council's *Corporate Governance Principles and Recommendations*, the board should have received a declaration from its CEO and CFO that, in their opinion, the financial records of the entity have been properly maintained, that this report complies with the appropriate accounting standards and gives a true and fair view of the cash flows of the entity, and that their opinion has been formed on the basis of a sound system of risk management and internal control which is operating effectively.

For personal use only