RECHARGE METALS

2026 ANNUAL REPORT

For the year ended 30 June 2026

For personal use only

CONTENTS

	Page
Corporate Directory	2
Directors' Report	3
Auditor's Independence Declaration	31
Consolidated Statement of Profit or Loss and Other Comprehensive Income	32
Consolidated Statement of Financial Position	33
Consolidated Statement of Changes in Equity	34
Consolidated Statement of Cash Flows	35
Consolidated Notes to the Financial Statements	36
Consolidated Entity Disclosure Statement	55
Directors' Declaration	56
Independent Auditor's Report	57
ASX Shareholder Information	63

For personal use only

CORPORATE DIRECTORY

Board of Directors

Ms Felicity Repacholi – Non-Executive Chair
Mr Samuel Ekins – Executive Technical Director
Mr Ben Jones – Non-Executive Director
Mr Chris Zielinski – Non-Executive Director

Company Secretary

Mr Joel Ives & Mr Tom O'Rourke

Registered Office

Level 1, 1 Alvan Road
Subiaco Western Australia 6008

Principal Office

Level 1, 10 Ord Street
West Perth Western Australia 6005
Telephone: +61 (8) 9388 3742
Website: www.rechargemetals.com.au

ABN

13 647 703 839

Auditors

Hall Chadwick WA Audit Pty Ltd
283 Rokeby Road
Subiaco Western Australia 6008

Legal Advisors

Steinepreis Paganin
Level 14, QV1
250 St George Terrace
Perth Western Australia 6000

Bankers

National Australia Bank Limited
Ground Floor, 100 St Georges Terrace
Perth Western Australia 6000

Share Registry

Computershare Investor Services Pty Ltd
Level 17, 221 St Georges Terrace
Perth Western Australia 6000
Telephone: 1300 787 272

Stock Exchange

ASX Code: REC
listing date 11 October 2021

For personal use only

For personal use only

DIRECTORS' REPORT

The Directors present their report together with the financial statements of Recharge Metals Limited ("the Group" or "Recharge" or "REC") for the financial year ended 30 June 2026.

Current Directors

The name and details of the Company's Directors in office during the financial period and until the date of this report are as follows. Directors were in office for the entire period unless stated otherwise.

Ms Felicity Repacholi	Managing Director (resigned 1 May 2026) Non-Executive Chair (appointed 1 May 2026)
Mr Simon Andrew	Non-Executive Chair (resigned 28 November 2025)
Mr Samuel Ekins	Executive Technical Director (appointed 7 April 2026)
Mr Ben Jones	Non-Executive Director (appointed 7 April 2026)
Mr Chris Zielinski	Non-Executive Director (appointed 28 November 2025)
Mr Ben Vallerine	Non-Executive Director (resigned 13 July 2026)

DIRECTOR	DETAILS
Felicity Repacholi	**Non-Executive Chair, former Managing Director**
Qualifications	BSc (Geology & Soil Science), GradCertAppFin, MAIG
Appointment and Resignation Date	Managing Director (appointed 10 Mar 2023, resigned 1 May 2026) Non-Executive Chair (appointed 1 May 2026)
Experience	Ms Repacholi is a professional geologist and experienced ASX-listed company director with over 20 years' experience in mineral exploration and resource development. She has held senior executive, consulting and Board roles and has extensive experience in project evaluation, due diligence and corporate development across a range of mineral commodities. Ms Repacholi has also been involved in the discovery and delineation of several economic mineral deposits.
Interest in shares, options and performance rights	10,602,500 Ordinary Shares 10,000,000 Unlisted Options exercisable at $0.02 on or before 7 April 2031 1,000,000 performance rights expiring 13 October 2027 1,000,000 performance rights expiring 13 October 2027 2,000,000 performance rights expiring 13 October 2027 2,000,000 performance rights expiring 9 December 2026 2,000,000 performance rights expiring 9 December 2027 2,000,000 performance rights expiring 9 December 2028 2,000,000 performance rights expiring 9 December 2029 2,000,000 performance rights expiring 9 December 2029
Other directorships in listed entities held in the previous three years	WIN Metals Limited (ASX:WIN) Jul 2021 - Present Mamba Exploration Limited (ASX:M24) Jul 2023 - 2 Feb 2026

For personal use only

DIRECTORS' REPORT

DIRECTOR	DETAILS
Simon Andrew	**Former Non-Executive Chair**
Qualifications	B Science (Applied Chemistry) Hons
Resignation Date	28 November 2025
Experience	Mr Andrew has over 20 years' experience in financial markets in Asia and Australia. Previously he has held senior management positions at various global investment banks. These roles included leading the equity sales desk for BNP Paribas and heading the Refining and Petrochemicals sector research team at Deutsche Bank in Asia as well as spending 5 years as a research analyst at Hartley's Limited covering the oil and gas and industrial sectors.
Interest in shares, options and performance rights	2,300,000 Ordinary Shares
Other directorships in listed entities held in the previous three years	Riversgold Limited (ASX: RGL) Aug 2019 - Present Mamba Exploration Limited (ASX:M24) Sep 2020 - Present Olympio Metals Limited (ASX:OLY) Aug 2021 - Present
Samuel Ekins	**Executive Technical Director**
Qualifications	BSc Hons (Geology), MMinEng (Geomechanics), MAusIMM
Appointment Date	7 April 2026
Experience	Mr Ekins is a geologist with more than 20 years of technical and leadership experience in greenfields and brownfields mineral exploration and upstream oil and gas consulting. His experience includes Managing Director at successful lithium explorer and developer Wildcat Resources during the acquisition and discovery of the giant Tabba Tabba Project, and senior roles at Evolution Mining (ASX:EVN) and Gold Fields (JSE:GFI). Sam brings deep exploration and leadership expertise with a strong focus on business development, building investor relations, and technical strategy.
Interest in shares, options and performance rights	27,500,000 Ordinary Shares 15,000,000 Unlisted Options exercisable at $0.02 on or before 7 April 2031 5,000,000 zero-priced options expiring 7 April 2031 5,000,000 zero-priced options expiring 7 April 2031 5,000,000 zero-priced options expiring 7 April 2031 5,000,000 zero-priced options expiring 7 April 2031 5,000,000 zero-priced options expiring 7 April 2031
Other directorships in listed entities held in the previous three years	Wildcat Resources Limited (ASX: WX8) Mar 2021 - Present Xenora Minerals Limited (ASX: XRA) Mar 2026 – Present

For personal use only

DIRECTORS' REPORT

DIRECTOR	DETAILS
Ben Jones	**Non-Executive Director**
Qualifications	BSc Hons (Geology), MSc (Economic Geology), MAIG
Appointment Date	7 April 2026
Experience	Mr Jones is a geologist with more than 20 years of industry experience including senior roles at Anglo Gold Ashanti (NYSE: AU); Jabiru Metals (JML); Independence Group (ASX: IGO); and Chief Geologist at Rumble Resources (ASX: RTR) during the discovery of the giant Earaheedy Lead/Zinc Project. Ben's advanced project experience includes Sunrise Dam Gold Mine's transition to underground mining, rapid acceleration from discovery to open cut mining at Tropicana and evaluation of the Stockman base metal project. He is a consultant at VDL Geological.
Interest in shares, options and performance rights	20,000,000 Ordinary Shares 15,000,000 Unlisted Options exercisable at $0.02 on or before 7 April 2031
Other directorships in listed entities held in the previous three years	None
Chris Zielinski	**Non-Executive Director**
Qualifications	BComm (Finance), LLB, AGIA, MAICD
Appointment Date	28 November 2025
Experience	Mr Zielinski is an experienced corporate lawyer and a Director of Nova Legal, a Perth-based corporate law firm. He has more than 15 years' experience advising private and public companies, with a strong focus on the resources and technology sectors. Chris specialises in mergers and acquisitions, equity capital markets, regulatory compliance and broader corporate and commercial transactions within the ASX-listed environment. His practice includes capital raisings, takeovers, due diligence investigations, prospectus preparation and review, commercial drafting, company meeting documentation, and advising on corporate governance and compliance with the Corporations Act and ASX Listing Rules.
Interest in shares, options and performance rights	5,000,000 Ordinary Shares 2,500,000 Unlisted Options exercisable at $0.02 on or before 7 April 2031
Other directorships in listed entities held in the previous three years	Xenora Minerals Limited (ASX: XRA) Jul 2025 - Present Omnia Metals Group Limited (ASX: OM1) May 2021 - Present Earths Energy Limited (ASX: EE1) May 2025 - Present GCM Corporation Limited (ASX: GCM) Mar 2023 - Present Winchester Energy Limited (ASX: WEL) Aug 2025 - Present

For personal use only

DIRECTORS' REPORT

DIRECTOR	DETAILS
Ben Vallerine	**Former Non-Executive Director**
Qualifications	BSc Hons (Geology)
Resignation Date	13 July 2026
Experience	Mr Vallerine has more than 20 years' experience in the mining industry. He has been involved in a senior management capacity with exploration and development resource projects, across a range of commodities, predominantly in Australia and North America. Mr Vallerine holds a Bachelor of Science Degree with Honours in economic geology from the University of Tasmania and is a member of the Australian Institute of Geoscientists.
Interest in shares, options and performance rights	11,800,000 Ordinary Shares 2,500,000 Unlisted Options exercisable at $0.02 on or before 7 April 2031 1,000,000 performance rights expiring 9 December 2026 1,000,000 performance rights expiring 9 December 2027 1,000,000 performance rights expiring 9 December 2028 1,000,000 performance rights expiring 9 December 2029 1,000,000 performance rights expiring 9 December 2029
Other directorships in listed entities held in the previous three years	Koba Resources Limited (ASX:KOB) Dec 2021 - Present Global Uranium and Enrichment Limited (ASX: GUE) Aug 2021 – Mar 2024

Dividends

The Directors do not recommend the payment of a dividend and no amount has been paid or declared by way of a dividend to the date of this report.

Principal Activities

The principal activity of the Group during the financial year was the acquisition and development of a portfolio of exploration properties.

Operating Results for the Year

The operating result of the Group for the reporting year was a loss of $4,083,404 (2025: $3,446,502).

Significant Changes in State of Affairs

Other than those disclosed in this annual report, no significant changes in the state of affairs of the Company occurred during the financial period.

Significant Events after Reporting Date

Ben Vallerine resigned as a Non-Executive Director of the company on 13 July 2026.

The company entered into a binding agreement with Golden Mile Resources Limited (ASX: G88) pursuant to which Recharge has the exclusive right to purchase a 100% interest in mining tenement M37/1341 and mining tenement applications M37/1378 and M37/1439.

Key terms include:

- Recharge will pay a non-refundable cash payment of $100,000 for a 100% full and beneficial interest.
- A 1% NSR royalty exists over M37/1341 and M37/1378.

- M37/1378 and M37/1439 are mining tenement conversions (Section 49 Conversions) of P37/8484 and P37/8922 respectively. Upon grant of M37/1378 and M37/1439, the underlying prospecting licences will expire.

The Company has no other matters or circumstances that have arisen since the end of the financial year which significantly affected or may significantly affect the operations of the Company, the results of those operations, or the state of affairs of the Company in future financial years.

Review of Operations

Recharge undertook a number of activities during the year, highlighted by the acquisition of the **Sunset Well Gold Project** near Leonora in the Eastern Goldfields District of WA. The Company strengthened its Board and technical team through the appointment of four experienced professionals: Luke Timmermans (CEO), Samuel Ekins (Executive Technical Director), Ben Jones (Non-Executive Director), and Brett Keillor (Strategic Advisor).

The geology team identified and pegged conceptual exploration tenements throughout WA; including the **Domanbas** Copper Project in the Pilbara, the **Stewart Bore** Gold Project near Meekatharra, the **Ora Banda** Gold Project near Kalgoorlie and the **Bobswim** Project near Tom Price (assessed and relinquished). Recharge also entered an agreement to earn an interest in the **Tamma Mia** Copper Project near Geraldton through a staged exploration earn-in agreement.

Further, the Company identified tungsten mineralisation coincident with broad intervals of copper mineralisation at the **Brandy Hill South Project** located 180km east of Geraldton. Recharge reinterpreted the mineralisation to be associated with a potentially major intrusion related Cu-W-Mo system.

In North America a high-resolution magnetic and radiometric survey was completed at the **Newnham Lake Uranium Project**.

The Company raised A$3.97M at $0.01 via a share placement and A$2M via a rights issue on announcing the Sunset Well acquisition and had **$5.6M cash at bank** at the end of the Financial Year.

Sunset Well Gold Project – Eastern Goldfields, Western Australia

On 20 February 2026, Recharge announced that it had entered into a binding agreement to acquire 100% of the issued capital in Berma Prospecting Pty Ltd and Glen Huntly Gold Pty Ltd, which together owned a 100% legal interest in the Sunset Well Gold Project.

At deal completion, the Sunset Well Project comprised approximately 180km^2 of granted and pending tenements centred on the Inferred Mineral Resource of **2.87 Mt @ 1.0 g/t Au for 94,500 oz Au Prospero Gold Deposit**, reported in accordance with the JORC Code (2012 Edition). The Project is located approximately 8km from Leonora and 10km from the Sons of Gwalia mill (Figure 1). Recharge has subsequently added a further 40km^2 of tenements to the package from the staking of tenure and the acquisition of the Ironstone Well Project from Golden Mile Resources (ASX:G88) for $100,000 announced subsequent to the end of the financial year on 13 July 2026. Recharge continues to build this substantial landholding.

For personal use only

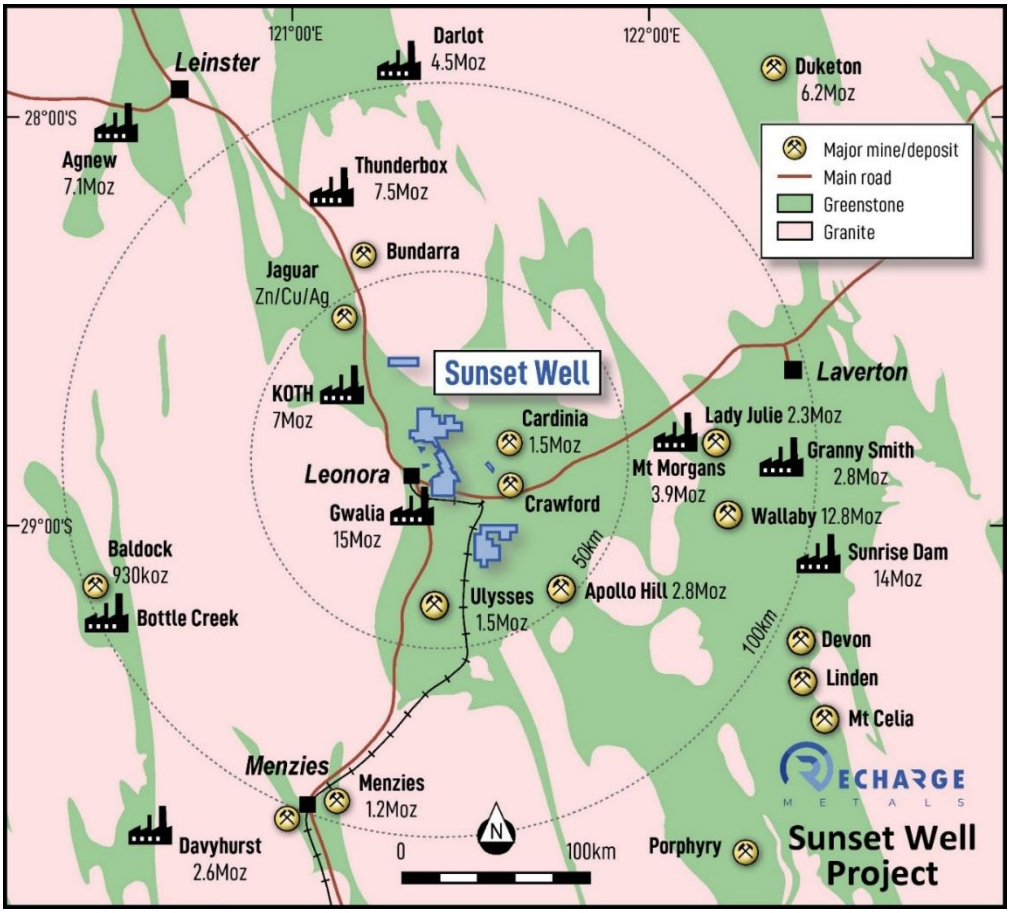

Figure 1: Location of the Sunset Well Project within 100km of seven operating gold mills

Prospero was discovered by RGC in the late 1980s and early 1990s and was ultimately acquired by Berma Prospecting Pty Ltd. Prospero and the surrounding area has not been drilled since the mid-1990s, despite RGC intercepting many high-tenor RAB drilling anomalies across the length of the Prospero Shear (Figure 2). The Prospero Shear and sub-parallel structures at Portia and Flanders are north-northwest trending second order structures associated with the Emu-Melita Shear Zone. Mineralisation at Prospero is more than 1km long at surface (Figure 3) and occurs on the sheared contact between interpreted Melita Formation/Kents Bore Basalt and Little Peters Formation volcaniclastic sediments (stratigraphic equivalents of the Victorious Basalt and Black Flag Group in the Kalgoorlie District). The package is multiply intruded by porphyritic intermediate to felsic dykes and fresh rock mineralisation is recorded to be associated with albite-ankerite-silica-pyrite. These characteristics are consistent with an orogenic gold exploration model in the Eastern Goldfields.

For personal use only

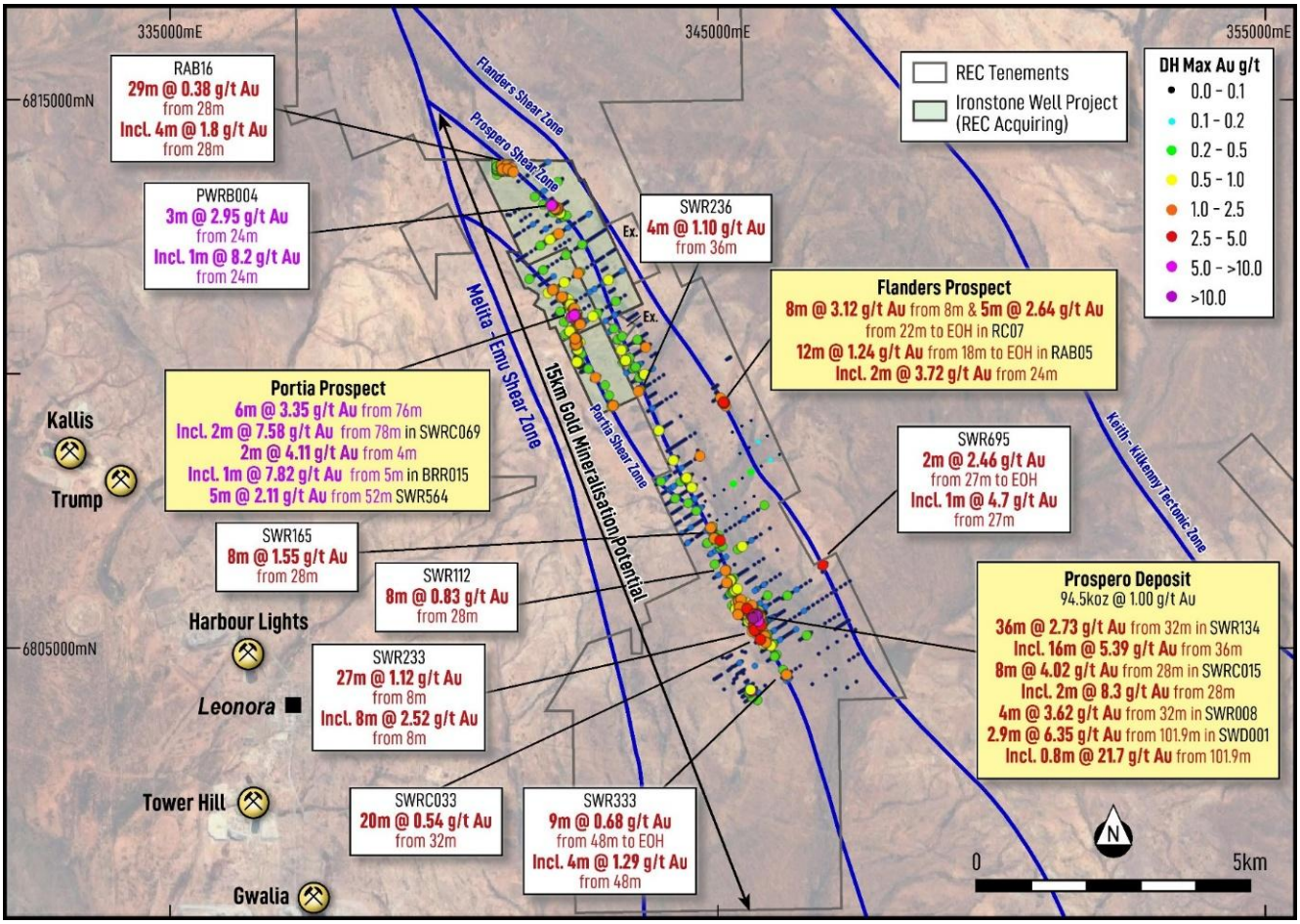

Figure 2: The greater Prospero trend showing high-tenor gold results with minimal follow up and not drilled since the mid 1990s

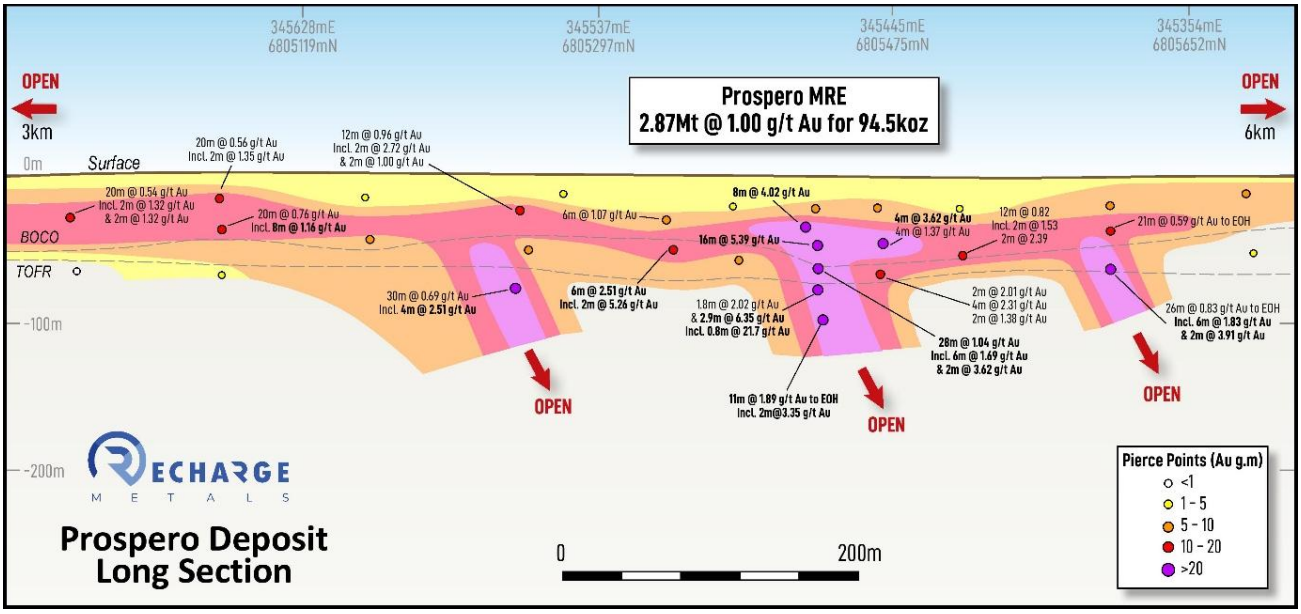

Figure 3: Longitudinal section through the Prospero Gold Deposit showing high-grade shoots and only three holes drilled below 100m vertical depth

For personal use only

Field reconnaissance including rock chip sampling and drone photogrammetry was completed over Prospero in early May, and the Company completed a high-resolution gravity survey and close-spaced soil sampling program over the greater Prospero area in late May. The Company then planned 30,000m of RC, DD and AC drilling targeting Prospero and the greater Prospero trend and obtained the necessary statutory approvals, including programs of works.

An archaeological and anthropological heritage survey was completed with the Darlot People, the Traditional Owners of the Leonora area, subsequent to the end of the financial year in late August, with the first drilling at the project for 30 years scheduled to commence in October 2026.

Brandy Hill South Project – Gullewa Greenstone Belt, Western Australia

The Brandy Hill South Project is located approximately 37km to the south of the Deflector Cu-Au mine and 180km east of Geraldton in a package of Gullewa Greenstone rocks attenuated against the Salt Creek Shear zone forming a sub-vertical and linear trend that extends to the south.

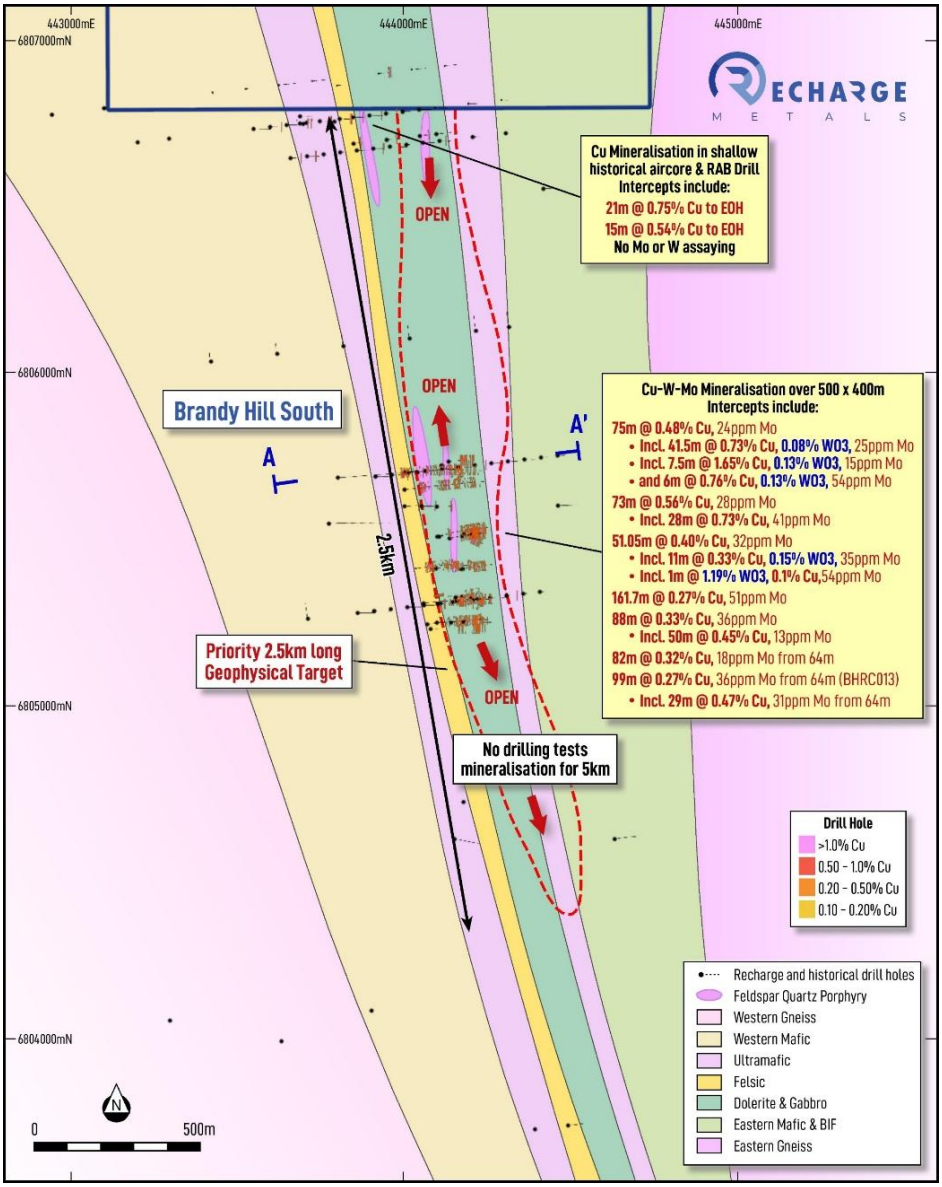

Figure 4: Past drilling at BHS targeting 500m of a 2.5km long low amplitude magnetic anomaly (red dashed polygon)

For personal use only

Previous drilling by Recharge in 2021 and 2022 was focused on a 500m long zone within a broader 2.5km low-amplitude magnetic zone observable on regional aeromagnetics and thought to be associated with the mineralisation (Figure 4). Broad intervals of copper mineralisation such as **73m at 0.56% Cu from 63m, including 28m at 1.03% Cu from 63m** (BHRC004)[1] have been intercepted, but the majority of the holes have not effectively traversed the extents of the mineralisation, which forms in a zone approximately 250m wide (Figure 5).

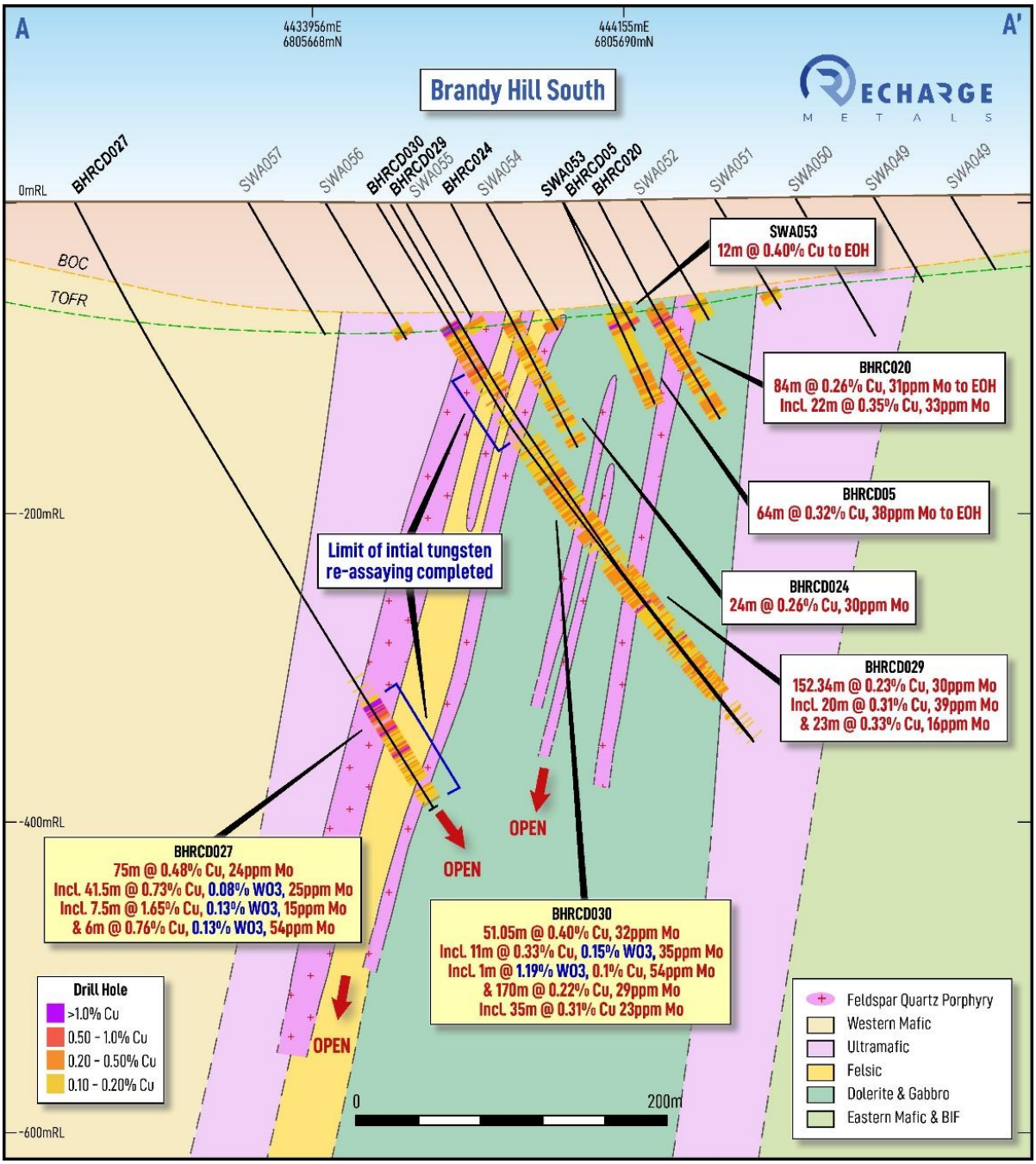

Figure 5: Cross section through BHS showing the mineralised package of rocks is approximately 250m wide

[1] *REC ASX Announcement 8 September 2026*

For personal use only

Recharge's enhanced technical team undertook comprehensive geological modelling and technical assessment of the Brandy Hill South Project data, drill core and consulting reports. The team concluded that past exploration had targeted a flat lying volcanogenic massive sulphide style of mineralisation; however, the evidence suggests that the mineralisation is more consistent with a much larger, steeply dipping reduced intrusion related Cu-W-Mo style of deposit akin to bulk copper porphyry or IOCG systems. The mineralisation is hosted in a 250m wide package of gabbro and a hangingwall sediment that is multiply intruded by dacite porphyry dykes (Figure 5). Steep and flat dipping stockwork, stringer and breccia veins comprising massive to semi-massive pyrite, chalcopyrite, and biotite with disseminated scheelite and variable quartz occur throughout the host rocks.

Recharge identified that past tungsten assays had been completed using a 4-acid digest method which is an incomplete digest of tungsten bearing minerals and often significantly underestimates the tungsten. Selected pulps were reassayed using an industry standard lithium borate fusion method and subsequent to the end of the financial year these assays returned tungsten values that were 9% to 50% higher than the original 4-acid method. The Company believes that there is potential for a very large copper and tungsten mineralised system at Brandy Hill South.

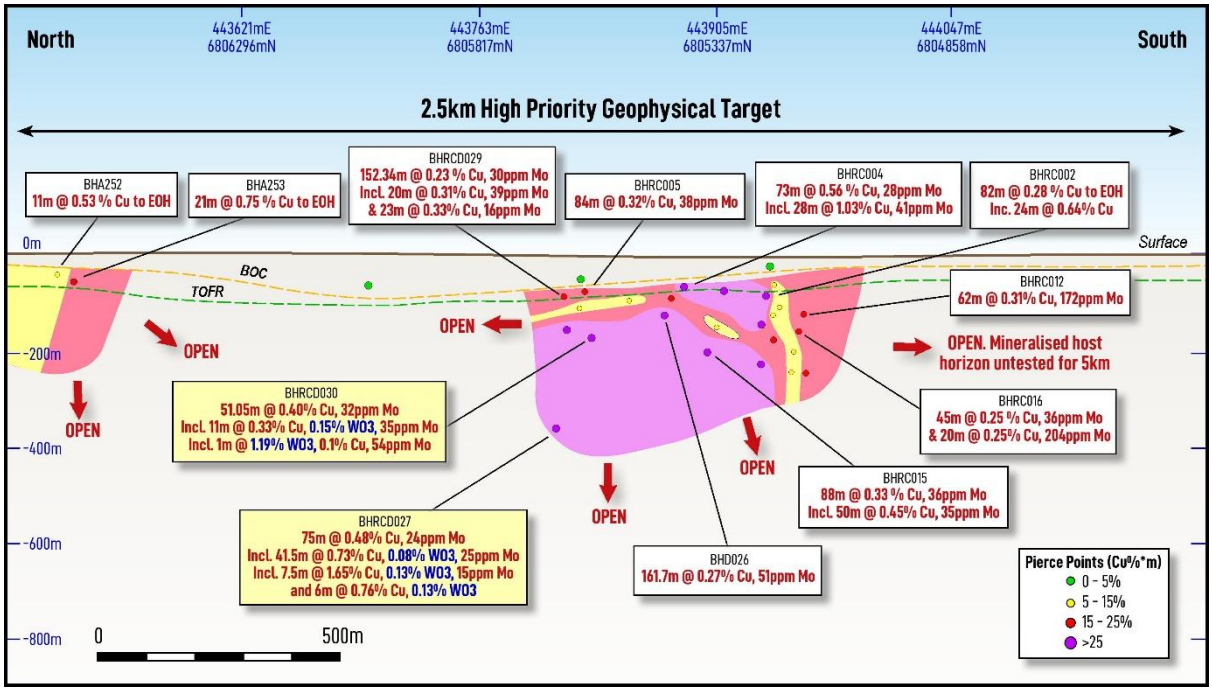

Figure 6: Longitudinal section through BHS showing 500m x 400m x 250m area drilled in 2021/2022 and 21m at 0.75% Cu intercept located 1km to the north

The Company also re-compiled all past annual reporting data and identified two significant aircore intercepts 1km to the north of the 500m trend drilled by Recharge in 2021 and 2022 (Figure 4 and Figure 6). These holes test the same gabbroic and dacitic porphyry dyke host rocks and returned **21m at 0.75% Cu from 60m to EOH** (BHA253) and **15m at 0.54% Cu from 64m to EOH** (BHA254)[2]. The Company believes that it is possible that these aircore intercepts are part of the same mineralised body that is intercepted by Recharge's 2021/2022 drilling 1km to the south. The mineralisation at Brandy Hill South is open and the company intends to undertake further pulp re-assaying for tungsten followed by preliminary sighter metallurgical test work in FY2027.

[2] *REC ASX Announcement 8 September 2026*

For personal use only

For personal use only

DIRECTORS' REPORT

Carter Uranium Project – Montana, USA

The Carter Uranium Project is located in southeast Montana, close to the Wyoming border, with access via U.S. Highway 212, approximately 75 kilometres from the town of Belle Fourche, South Dakota.

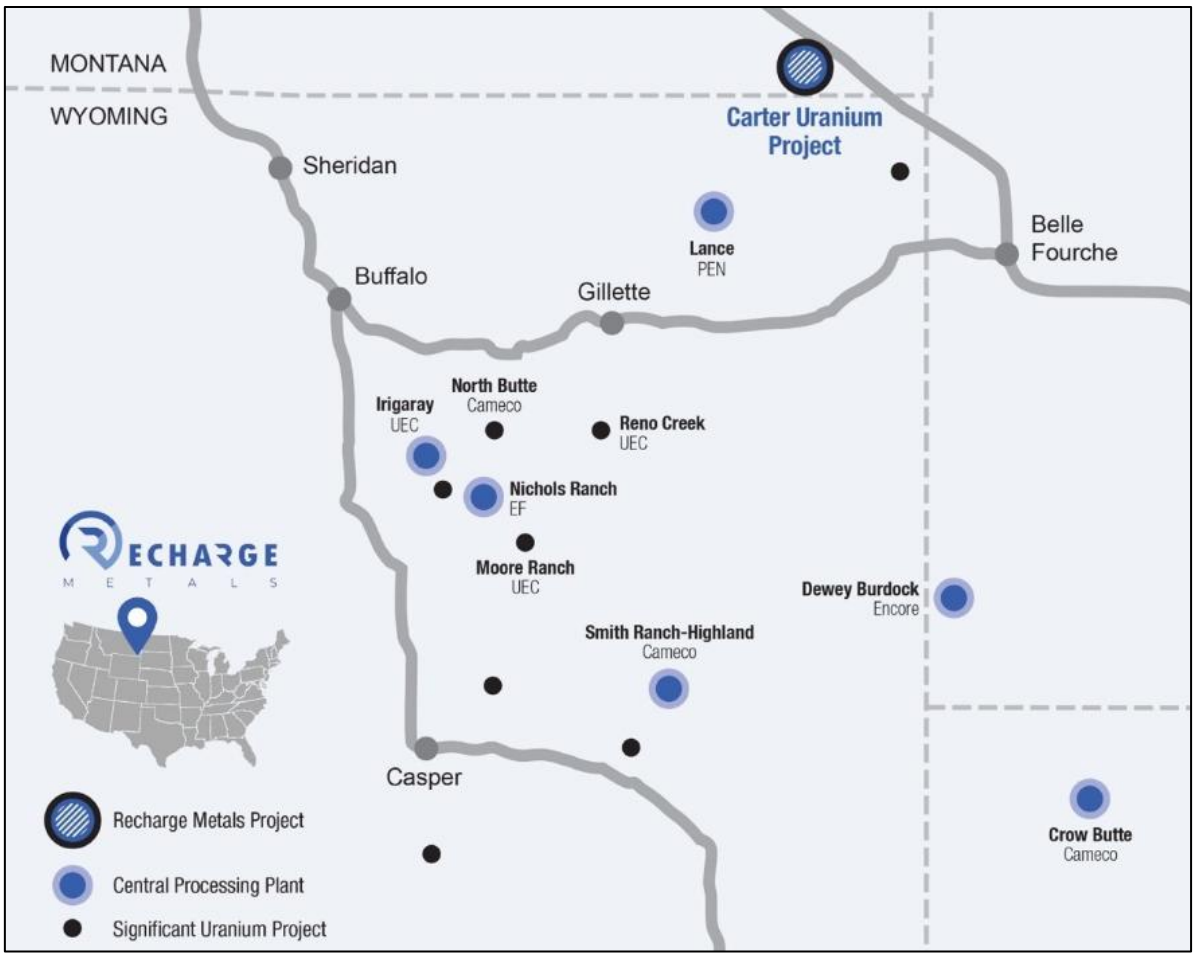

Figure 7: Carter Uranium Project with notable uranium facilities in the region

The Carter Project is located within 250 kilometres of six permitted ISR uranium production facilities. In situ recovery (ISR) mining accounts for the majority of U.S. uranium production, and the Powder River Basin has an extensive ISR history, with experimental operations commencing in the early 1960s and the first commercial mine beginning in 1974.

The Carter Project hosts a significant amount of uranium mineralisation extending over a strike length of approximately 11 kilometres. Mineralisation is related to an extensive system of roll fronts hosted in discrete deposits and along oxidation-reduction interfaces.

During the year, the Company continued to negotiate access and permitting.

Newnham Lake Uranium Project – Athabasca Basin, Canada

The Newnham Lake Uranium Project is located on the northeastern margin of the world-renowned Athabasca Basin, Saskatchewan, Canada. Drilling in the 1970s and 1980s identified anomalous uranium mineralisation near the unconformity at shallow depths, with intersections including 488 ppm U_3O_8 over 2.2 metres and 2,260 ppm U_3O_8 over 0.13 metres from 82.9 metres

depth[3]. Notably, drilling has primarily focused on the unconformity, with limited testing of the underlying basement rocks.

During the year Recharge completed, processed and interpreted a high-resolution magnetic and radiometric (MAG-SPEC) survey at the Newnham Lake Uranium Project, comprising approximately 396 line-kilometres at 50-metre line spacing. This survey was designed to refine structural and lithological interpretations across the project area and assist in identifying priority targets for future exploration.

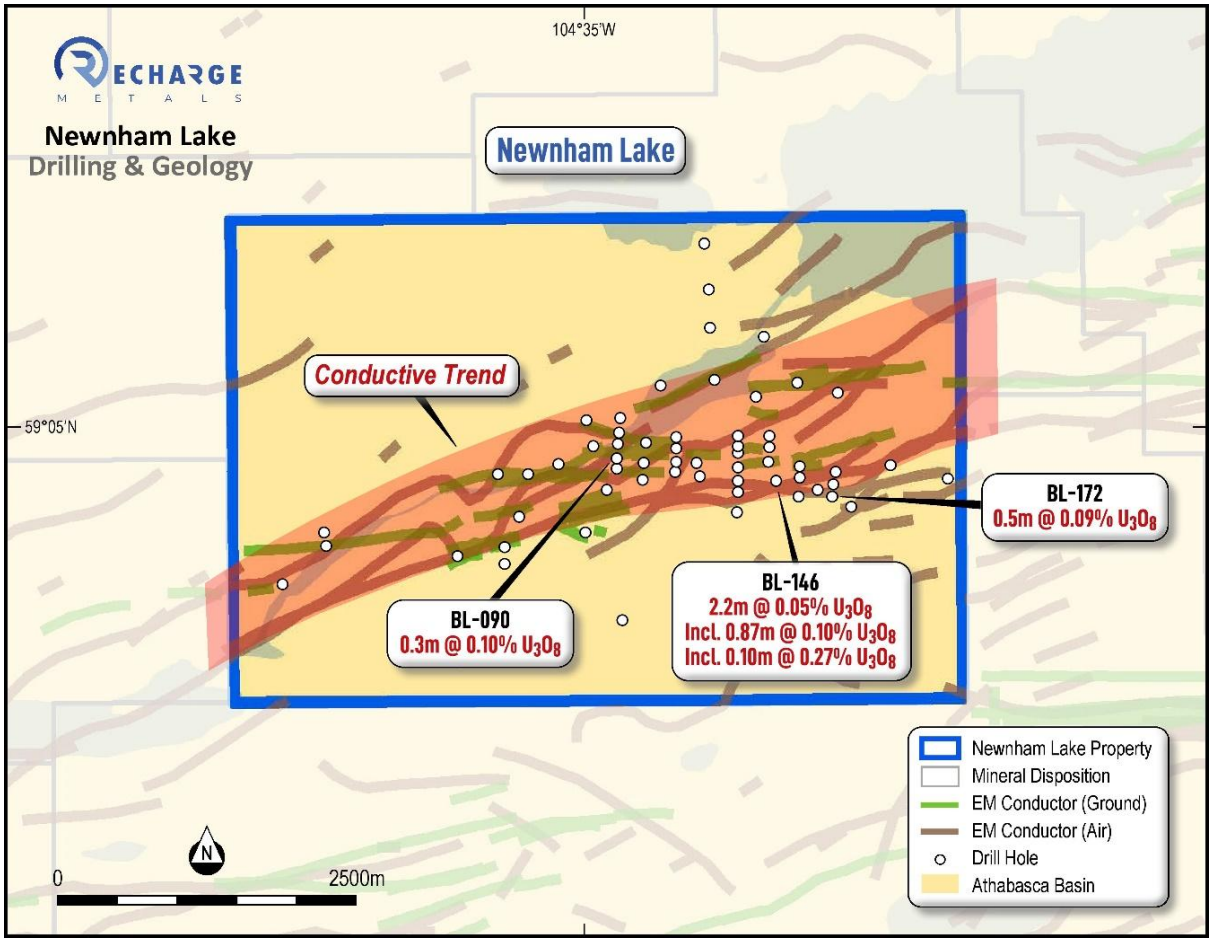

Figure 8: Newnham Lake Uranium Project Conductive Trend and Historic Drillholes

Other Projects

Recharge's technical team identified and pegged several conceptual greenfields targets throughout Western Australia. These include the Domanbas Copper Project in the Pilbara, Stewart Bore Gold Project near Meekatharra, Ora Banda Gold Project near Kalgoorlie and the Bobswim Gold Project near Newman which was assessed and relinquished. Also, a one year option was purchased for $50,000 to enter an agreement to earn up to 80% of the Tamma Mia Copper Project located near Mullewa to the south of Geraldton. The Company intends to maintain a pipeline of early-stage, low-cost-entry greenfields targets exploration opportunities (Figure 9).

Recharge also maintained its interest in the Express Lithium Project in the James Bay region of Québec, Canada.

[3] Refer ASX: REC Announcement 4th March 2024

For personal use only

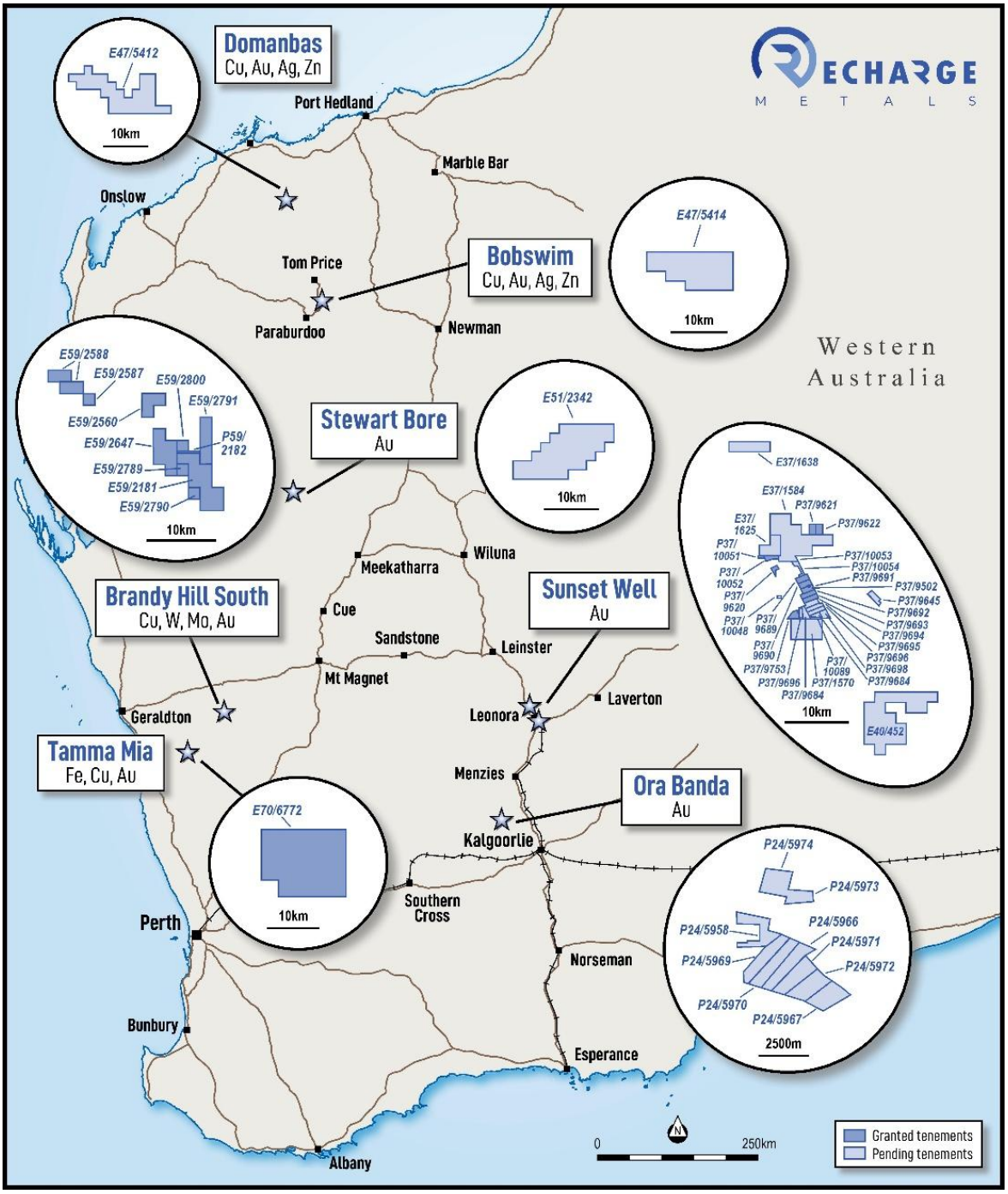

Figure 9: Location of Recharge's WA projects, including early-stage conceptual target areas

Corporate

Personnel Changes

During the year Mr Chris Zielinski was appointed as Non-Executive Director. Mr Zielinski is an experienced corporate lawyer and a director of Nova Legal, a Perth-based corporate law firm. Mr Zielinski has extensive experience in all forms of corporate and commercial law, with a focus on mergers and acquisitions, equity capital markets, regulatory compliance, and commercial transactions, particularly in the resources and technology sectors within the ASX-listed environment.

For personal use only

The Company announced further Board and management changes in connection with the proposed acquisition of the Sunset Well Gold Project, including:

- Luke Timmermans as Chief Executive Officer
- Samuel Ekins as Executive Technical Director
- Ben Jones as Non-Executive Director
- Brett Keillor as Strategic Technical Advisor

Luke Timmermans is a geologist with more than 15 years of industry experience, including senior roles with Gold Fields, Red 5, Essential Metals and Rumble Resources. He brings strong technical expertise in Mineral Resource growth and project development, as well as detailed knowledge of the Leonora district and the Sunset Well Project.

Samuel Ekins is a geologist with 20+ years' experience and former Managing Director of Wildcat Resources, where he led the Tabba Tabba lithium discovery and growth. Sam brings strong capability in exploration strategy, business development and investor engagement.

Ben Jones is an economic geologist with 20+ years' experience across gold and base metals, including senior roles at AngloGold Ashanti and IGO Limited, and was part of the team behind the Earaheedy Pb-Zn discovery.

Brett Keillor is a highly regarded explorationist with 30+ years' global experience and a track record of major discoveries including Tropicana and Karlawinda and is a two-time AMEC Prospector of the Year Award recipient.

Ms Felicity Repacholi moved to the role of Non-Executive Chair and continues to support the Company's strategic direction, capital markets initiatives and broader portfolio development.

Mr Simon Andrew resigned as Non-Executive Chairman of the Company and Mr Ben Vallerine stepped down as Non-Executive Director to pursue other interests.

Successful capital raise to fund exploration

During the year, Recharge initiated capital raising to fund the acquisition of the Sunset Well Gold Project and planned exploration activities, comprising:

- A placement to sophisticated and professional investors to raise approximately $3.97 million; and
- A pro-rata non-renounceable rights issue to eligible shareholders to raise approximately $2.0 million

The Company successfully completed the capital raising, raising total proceeds of approximately $5.97 million (before costs). The rights issue was strongly supported by existing shareholders, including significant oversubscriptions.

Proceeds from the capital raising will be directed toward exploration activities at the Sunset Well Gold Project and general working capital.

For personal use only

Placement

Recharge completed a placement raising A$3.97 million through the issue of 397,200,000 fully paid ordinary shares (Placement Shares) (collectively, the Placement). The Placement Shares were issued to sophisticated and professional investors. The issue of the Placement Shares was subject to and conditional upon shareholder approval for the Placement which was obtained on 30 March 2026 and completion of the acquisition. The Placement Shares rank equally with existing fully paid ordinary shares in the Company.

Rights Issue

Recharge completed a Rights Issue to eligible shareholders on the basis of four (4) New Shares for every five (5) existing Shares held at an issue price of $0.01 per New Share, being the same price as the Placement, to raise up to approximately $2.0 million (before costs) by the issue of 205,556,094 new ordinary shares (Rights Issue Offer or Entitlement Offer).

The Rights Issue Offer which closed on 27 March was heavily supported with the Company receiving applications for 175,276,909 New Shares from eligible shareholders to raise approximately $1.75 million, with an additional A$1.8 million received in oversubscriptions for shortfall. Shortfall (being the remaining 30,279,185 New Shares) was placed to raise approximately $300,000.

Material terms of Acquisition – Sunset Well Project

Recharge completed the successful acquisition of 100% of the issued capital in Berma Prospecting Pty Ltd and Glen Huntly Gold Pty Ltd on the below terms:

(a) Consideration:
260,000,000 fully paid ordinary shares equal to A$2,600,000 at a deemed issue price of A$0.01 per share under the terms of the Sale and Purchase Agreement. For accounting purposes, the shares were recognised at their fair value of A$0.03 per share (total A$7,800,000), being the Company's quoted market price at the date of completion. Refer to Note 9.

(b) Advisory Options:
45,000,000 options for Shares exercisable at $0.02 each and expiring on the date that is five (5) years from the date of issue.

(c) Conditions:
- (i) Recharge receiving binding commitments for a share placement to raise not less than A$3.75 million (before costs); and
- (ii) Recharge having obtained all necessary shareholder, third-party and regulatory approvals required to complete the Acquisition.

(d) Royalty:
Recharge to pay a 1% net smelter royalty from revenue generated from production over the Sunset Well Project to Catapult Minerals Pty Ltd.

The agreement otherwise contains terms and conditions considered standard for an agreement of its type.

For personal use only

Directors' Meetings

The number of Directors' meetings and the number of meetings attended by each of the Directors of the Company for the time the director held office during the financial year are as follows:

Director	No. eligible to attend	No. attended
Felicity Repacholi	4	4
Simon Andrew	1	1
Samuel Ekins	2	2
Ben Jones	2	2
Chris Zielinski	3	3
Ben Vallerine	4	4

Indemnification of Officers

The Company has agreed to indemnify all of the Directors of the Company for any liabilities to another person (other than the Company or related body corporate) that may arise from their position as Directors of the Company and its controlled entities, except where the liability arises out of conduct involving a lack of good faith. During the financial year the Company paid a premium in respect of a contract insuring the Directors and officers of the Company and its controlled entities against any liability incurred in the course of their duties to the extent permitted by the *Corporations Act 2001*. The contract of insurance prohibits disclosure of the nature of the liability and the amount of the premium.

Indemnity and Insurance of Auditor

The Company has not, during or since the end of the financial year indemnified or agreed to indemnify the auditor of the Company or any related entity against a liability incurred by the auditor.

During the financial year, the Company has not paid a premium in respect of a contract to insure the auditor of the Company or any related entity.

Proceedings on Behalf of the Company

No person has applied for leave of court to bring proceedings on behalf of the Company or intervene in any proceedings to which the Company is a party for the purpose of taking responsibility on behalf of the Company or any part of those proceedings.

REMUNERATION REPORT (AUDITED)

The information provided in this remuneration report has been audited as required by Section 308(3C) of the *Corporations Act 2001*. This report details the nature and amount of remuneration for each director of Recharge Metals Limited, and for the executives of the Company.

Remuneration Policy

Remuneration levels for the executives are competitively set to attract the most qualified and experienced candidates, taking into account prevailing market conditions and the individual's experience and qualifications. During the year, the Company did not have a separately established remuneration committee. The Board is responsible for determining and reviewing remuneration arrangements for the executive and non-executive Directors.

For personal use only

The remuneration policy of Recharge Metals Limited has been designed to align director and executive objectives with shareholder and business objectives by providing a fixed remuneration component for short-term incentives and offering specific long-term incentives, based on key performance areas affecting the Company's financial results. The Board of Recharge Metals Limited believes the remuneration policy to be appropriate and effective in its ability to attract and retain the best executives and directors to run and manage the Company, as well as create goal congruence between directors, executives and shareholders.

The Board's policy for determining the nature and amount of remuneration for the Board members and senior executives of the Company is as follows:

- The remuneration policy, setting the terms and conditions for the executive directors and other senior executives was developed by the Board and legal advisors. All executives receive a base salary (which is based on factors such as length of service and experience) and superannuation where applicable. The Board reviews executive packages annually by reference to the Company's performance, executive performance and comparable information from industry sectors and other listed companies in similar industries.
- The Board may exercise discretion in relation to approving incentives, bonuses and options. The policy is designed to attract and retain the high calibre of executives and reward them for performance that results in long term growth in shareholder wealth.
- Executives will also be entitled to participate in future employee share and option arrangements.
- The Executive Directors and Executives receive a superannuation guarantee contribution required by the government, which was 11.5% in the past financial year, and do not receive any other retirement benefits. Some individuals may choose to sacrifice part of their salary to increase payments towards superannuation.
- All remuneration paid to Directors and Executives is valued at the cost to the Company and expensed. Shares allocated to Directors and Executives are valued as the difference between the market price of those shares and the amount paid by the Director or Executive. Options are valued using appropriate methodologies.

The Board's policy is to remunerate Non-Executive Directors at market rates for comparable companies for time, commitment and responsibilities. The Board determines payments to the Non-Executive Directors and reviews their remuneration annually, based on market practice, duties and accountability. Independent external advice is sought when required. No such advice was obtained during the year. Fees for Non-Executive Directors are not linked to the performance of the Company. However, to align Directors' interests with shareholder interests, the Directors are encouraged to hold shares in the Company and can participate in the employee option plan.

Non-Executive Directors Remuneration

All Non-Executive Directors are entitled to receive $45,000 per annum for their roles as Directors of the Company and the Chairman is entitled to receive up to $65,000 per annum.

The Company's Constitution provides that the remuneration of Non-Executive Directors will not be more than the aggregate fixed sum of fees payable by the Company to the Non-Executive Directors is a maximum of $350,000 per annum. Summary details of remuneration of the Non-Executive Directors are provided in the table below. The remuneration is not dependent on the satisfaction of a performance condition.

For personal use only

On termination, the Executives are entitled to be paid those outstanding amounts owing to the Executives for the period up until the Termination Date. The Executives do not have any entitlement to any payment relating to any period after the Termination Date.

Directors are entitled to be paid reasonable travelling, accommodation and other expenses incurred in consequence of their attendance at meetings of Directors and otherwise in the execution of their duties as Directors. A Director may also be paid additional amounts as fees or as the Directors determine where a Director performs extra services or makes any special exertions, which in the option of the Directors are outside the scope of the ordinary duties of a Director.

Other Executives Remuneration

Service Agreements

Remuneration and other terms of employment for key management personnel are formalised in service agreements. Details of these agreements are as follows:

For personal use only

Name:	Felicity Repacholi
Title:	Managing Director (Resigned 1 May 2026)
Agreement commenced:	10 March 2023
Details:	Base salary per annum of $250,000 plus superannuation. 3 months' notice period for termination without cause. Ms Repacholi may be entitled to a Short Term Incentive (STI) at the discretion of the Board of Directors on attainment of measurable KPIs agreed each financial year. Ms Repacholi is entitled to Long Term Incentives (LTI) from time to time on terms determined by the Company and issue is subject to the rules of the Recharge Employee Share Plan and shareholder approval.

Name:	Samuel Ekins
Title:	Executive Technical Director (Appointed 7 April 2026)
Agreement commenced:	7 April 2026
Details:	Base salary per annum of $240,000 plus superannuation. 3 months' notice period for termination without cause.

Prior to joining the Board, the Company agreed to issue Mr Ekins (or his nominee) the following long term incentive securities:

25,000,000 zero exercise price Options (ZEPOs) to be issued in 5 separate classes of 5,000,000 ZEPOs which are subject to the following Share price vesting conditions:

a) the Employer achieving a 30-day volume-weighted average Share price (calculated over 30 consecutive trading days on which the Shares actually traded) (30 Day VWAP) of at least $0.10;
b) the Employer achieving a 30 Day VWAP of at least $0.20;
c) the Employer achieving a 30 Day VWAP of at least $0.30;
d) the Employer achieving a 30 Day VWAP of at least $0.40; and
e) the Employer achieving a 30 Day VWAP of at least $0.50.

The ZEPOs will be subject to a continuous employment/engagement vesting condition whereby 1/3 of the ZEPOs in each class will vest (subject also to satisfaction of the Share price vesting condition described above) on each of the 12, 24 and 36 month anniversaries of the issue date of the ZEPOs respectively, subject to the Executive remaining employed or otherwise engaged by the Employer at the relevant anniversary.

Prior to joining the Board, the Company agreed to issue Mr Ekins (or his nominee) the following short term incentive securities: 15,000,000 Options exercisable at $0.02 each and expiring 5 years after the date of issue.

Name:	Luke Timmermans
Title:	Chief Executive Officer (Appointed 1 May 2026)
Agreement commenced:	1 May 2026
Details:	Base salary per annum of $230,000 plus superannuation. 3 months' notice period for termination without cause.

The Company agreed to issue Mr Timmermans (or his nominee) the following long term incentive securities:

25,000,000 zero exercise price Options (ZEPOs) to be issued in 5 separate classes of 5,000,000 ZEPOs which are subject to the following Share price vesting conditions:

a) the Employer achieving a 30-day volume-weighted average Share price (calculated over 30 consecutive trading days on which the Shares actually traded) (30 Day VWAP) of at least $0.10;
b) the Employer achieving a 30 Day VWAP of at least $0.20;
c) the Employer achieving a 30 Day VWAP of at least $0.30;
d) the Employer achieving a 30 Day VWAP of at least $0.40; and
e) the Employer achieving a 30 Day VWAP of at least $0.50.

The ZEPOs will be subject to a continuous employment/engagement vesting condition whereby 1/3 of the ZEPOs in each class will vest (subject also to satisfaction of the Share price vesting condition described above) on each of the 12, 24 and 36 month anniversaries of the issue date of the ZEPOs respectively, subject to the Executive remaining employed or otherwise engaged by the Employer at the relevant anniversary.

The Company agreed to issue Mr Timmermans (or his nominee) the following short term incentive securities: 15,000,000 Options exercisable at $0.02 each and expiring 5 years after the date of issue.

Voting and comments made at the company's 2025 Annual General Meeting ('AGM')

At the 2025 AGM for Recharge Metals Limited, 99.99% of the votes received supported the adoption of the remuneration report for the year ended 30 June 2025. The company did not receive any specific feedback at the AGM regarding its remuneration practices

For personal use only

DIRECTORS' REPORT

Details of Remuneration

Details of remuneration of the Directors and Key Management Personnel of the Company are set out below:

		Short-Term Benefits		Post-Employment Benefits	Share-Based Payments		Total	Performance Related
		Cash, Fees and Salary $	Annual Leave $	Super-annuation $	Equity $	Options/ Rights $	$	%
Non-Executive Directors								
Simon Andrew[i]	**2026**	**27,083**	**-**	**3,250**	**-**	**(160,572)**	**(130,239)**	**123%**
	2025	65,000	-	7,475	-	89,616	162,091	55%
Ben Jones[ii]	**2026**	**10,375**	**-**	**1,245**	**-**	**385,509**	**397,129**	**-**
	2025	-	-	-	-	-	-	-
Chris Zielinski[iii]	**2026**	**26,250**	**-**	**3,150**	**-**	**64,251**	**93,651**	**-**
	2025	-	-	-	-	-	-	-
Ben Vallerine[iv]	**2026**	**45,000**	**-**	**5,400**	**-**	**77,570**	**127,970**	**10%**
	2025	30,000	-	3,450	-	7,809	41,259	19%
Amanda Burgess[v]	**2026**	**-**	**-**	**-**	**-**	**-**	**-**	**-**
	2025	14,637	-	1,683	-	-	16,320	-
Subtotal	**2026**	**108,708**	**-**	**13,045**	**-**	**366,758**	**488,511**	**(30%)**
	2025	109,637	-	12,608	-	97,425	219,670	44%
Executive Director								
Felicity Repacholi[vi]	**2026**	**250,000**	**21,761**	**30,000**	**-**	**462,875**	**764,636**	**27%**
	2025	250,000	21,694	28,750	-	220,779	521,223	42%
Samuel Ekins[vii]	**2026**	**56,364**	**4,759**	**6,765**	**-**	**478,418**	**546,306**	**17%**
	2025	-	-	-	-	-	-	-
Subtotal	**2026**	**306,364**	**26,520**	**36,765**	**-**	**941,293**	**1,310,942**	**23%**
	2025	250,000	21,694	28,750	-	220,779	521,223	42%
Other Key Management Personnel								
Luke Timmermans[viii]	**2026**	**38,333**	**3,257**	**4,600**	**-**	**430,767**	**476,957**	**12%**
	2025	-	-	-	-	-	-	-
TOTAL	**2026**	**453,405**	**29,777**	**54,410**	**-**	**1,738,818**	**2,276,410**	**9%**
	2025	359,637	21,694	41,358	-	318,204	740,893	43%

(i) Resigned 28 November 2025

(ii) Appointed 7 April 2026

(iii) Appointed 28 November 2025

(iv) Resigned 13 July 2026

(v) Resigned 29 November 2024

(vi) Resigned as Managing Director 1 May 2026, appointed Non-Executive Chair 1 May 2026

(vii) Appointed 7 April 2026

(viii) Appointed Chief Executive Officer on 1 May 2026

For personal use only

Share-Based Compensation

There were no shares issued to directors and other key management personnel as part of compensation during the year ended 30 June 2026.

Loans to Key Management Personnel

There were no Key Management Personnel loans during the current financial year (2025: Nil).

Other Transactions with Key Management Personnel

Ajbus Services Pty Ltd, a company which Ms Burgess is a director of, supplied company secretarial and accounting services to Recharge Metals Limited. During the year ended 30 June 2026, no transactions were made (2025: $30,000) for company secretarial and accounting services.

Peak 8 Geological Consulting Pty Ltd, a company which Mr Vallerine is a director of, supplied consulting services to Recharge Metals Limited. During the year ended 30 June 2026, no transactions were made (2025: $18,000) for consulting services.

Mamba Exploration Limited, a company Ms Repacholi (resigned as a Non-Executive Director of Mamba Exploration Limited on 2 February 2026) and Mr Andrew (ceased as a Director of Recharge on 28 November 2025) are directors of, provided a rented office space to Recharge Metals Limited. During the year ended 30 June 2026, $21,669 (2025: $22,974) was paid in rent for the office to Mamba Exploration Limited.

Other than the abovementioned there were no Key Management Personnel related party transactions during the current financial year.

Key Management Personnel Shareholdings

The number of ordinary shares in Recharge Metals Limited held by each Key Management Personnel of the Company during the financial year is as follows:

Key Management Personnel	Balance at beginning of year	Granted as compensation	Other Changes[i]	Disposals	Held at Resignation	Balance at end of year
Felicity Repacholi	4,112,500	-	6,490,000	-	-	10,602,500
Simon Andrew	2,300,000	-	-	-	(2,300,000)	-
Samuel Ekins[ii]	-	-	27,500,000	-	-	27,500,000
Ben Jones[ii]	-	-	20,000,000	-	-	20,000,000
Chris Zielinski	-	-	5,000,000	-	-	5,000,000
Ben Vallerine	1,000,000	-	10,800,000	-	-	11,800,000
Luke Timmermans[ii]	-	-	28,500,000	-	-	28,500,000
Total	**7,412,500**	**-**	**98,290,000**	**-**	**(2,300,000)**	**103,402,500**

(i) Participation in share placement issued on 7 April 2026, shareholder approval was granted at the Company's General Meeting held on 30 March 2026.

(ii) Samuel Ekins, Ben Jones and Luke Timmermans were vendors of the Sunset Well Project sale to Recharge Metals Limited. As part of the sale to Recharge Metals Limited they received 17,500,000 ordinary shares in Recharge Metals Limited each.

For personal use only

Key Management Personnel Options Holdings

The number of options over ordinary shares in Recharge Metals Limited held by each Key Management Personnel of the Company during the financial year is as follows:

Key Management Personnel	Balance at beginning of year	Granted as compensation	Expired	Exercised	Balance at end of year	Vested & Exercisable	Vested & Un-exercisable
Felicity Repacholi	1,000,000	10,000,000	(1,000,000)	-	10,000,000	10,000,000	-
Simon Andrew	-	-	-	-	-	-	-
Samuel Ekins	-	15,000,000	-	-	15,000,000	15,000,000	-
Ben Jones	-	15,000,000	-	-	15,000,000	15,000,000	-
Chris Zielinski	-	2,500,000	-	-	2,500,000	2,500,000	-
Ben Vallerine	-	2,500,000	-	-	2,500,000	2,500,000	-
Luke Timmermans	-	15,000,000	-	-	15,000,000	15,000,000	-
Total	**1,000,000**	**60,000,000**	**(1,000,000)**	**-**	**60,000,000**	**60,000,000**	**-**

The terms and conditions of each grant of options over ordinary shares affecting remuneration of directors and other key management personnel in this financial year or future reporting years are as follows:

Key Management Personnel	Number of options granted	Grant date	Vesting date and exercisable date	Expiry date	Exercise price	Pricing Model
Felicity Repacholi	10,000,000	30 March 2026	7 April 2026	7 April 2031	$0.02	A
Samuel Ekins	15,000,000	30 March 2026	7 April 2026	7 April 2031	$0.02	A
Ben Jones	15,000,000	30 March 2026	7 April 2026	7 April 2031	$0.02	A
Chris Zielinski	2,500,000	30 March 2026	7 April 2026	7 April 2031	$0.02	A
Ben Vallerine	2,500,000	30 March 2026	7 April 2026	7 April 2031	$0.02	A
Luke Timmermans	15,000,000	1 May 2026	1 May 2026	7 April 2031	$0.02	B

Options granted carry no dividend or voting rights.

All options are valued using the Black-Scholes option pricing model.

Inputs into pricing model	A	B
Grant date	30 March 2026	1 May 2026
Exercise price	$0.02	$0.02
Vesting conditions	N/A	N/A
Underlying share price	$0.029	$0.028
Expiry date	7 April 2031	30 June 2031
Life of the instruments	5.02 years	5.17 years
Volatility	126.5%	126.3%
Expected dividends	Nil	Nil
Risk-free interest rate	4.65%	4.63%
Fair value per option	$0.0257	$0.0249

For personal use only

Key Management Personnel Performance Rights Holdings

The number of Performance rights in Recharge Metals Limited held by each Key Management Personnel of the Company during the financial year is as follows:

Key Management Personnel	Balance at beginning of year	Granted as comp-ensation[i]	Converted into shares	Expired [ii]	Balance at end of year	Vested & Exercisable	Vested & Un-exercisable
Felicity Repacholi	14,000,000	-	-	-	14,000,000	-	-
Simon Andrew	2,000,000	-	-	(2,000,000)	-	-	-
Samuel Ekins	-	25,000,000	-	-	25,000,000	-	-
Ben Jones	-	-	-	-	-	-	-
Chris Zielinski	-	-	-	-	-	-	-
Ben Vallerine	5,000,000	-	-	-	5,000,000	-	-
Luke Timmermans	-	25,000,000	-	-	25,000,000	-	-
Total	**21,000,000**	**50,000,000**	**-**	**(2,000,000)**	**69,000,000**	**-**	**-**

The terms and conditions of each grant of performance rights over ordinary shares affecting remuneration of directors and other key management personnel in this financial year or future reporting years are as follows:

(i) During the year 50,000,000 zero exercise price options (ZEPOs) were issued to Samuel Ekins and Luke Timmermans, issued in five separate classes of 10,000,000 ZEPO's which are subject to market based vesting conditions. The ZEPOs will be subject to a continuous employment/engagement vesting condition whereby 1/3 of the ZEPOs in each class will vest (subject also to satisfaction of the Share price vesting condition described above) on each of the 12, 24 and 36 month anniversaries of the issue date of the ZEPOs respectively, subject to the Executive remaining employed or otherwise engaged by the Employer at the relevant anniversary.

(ii) Resigned 28 November 2025, therefore vesting condition became unable to be satisfied.

Key Management Personnel	Number of performance rights granted	Grant date	Issue Date	Expiry date	Class	Pricing Model
Samuel Ekins	5,000,000	30 March 2026	7 April 2026	7 April 2031	(a)	i
Luke Timmermans	5,000,000	1 May 2026	30 June 2026	7 April 2031	(a)	vi
Samuel Ekins	5,000,000	30 March 2026	7 April 2026	7 April 2031	(b)	ii
Luke Timmermans	5,000,000	1 May 2026	30 June 2026	7 April 2031	(b)	vii
Samuel Ekins	5,000,000	30 March 2026	7 April 2026	7 April 2031	(c)	iii
Luke Timmermans	5,000,000	1 May 2026	30 June 2026	7 April 2031	(c)	viii
Samuel Ekins	5,000,000	30 March 2026	7 April 2026	7 April 2031	(d)	iv
Luke Timmermans	5,000,000	1 May 2026	30 June 2026	7 April 2031	(d)	ix
Samuel Ekins	5,000,000	30 March 2026	7 April 2026	7 April 2031	(e)	v
Luke Timmermans	5,000,000	1 May 2026	30 June 2026	7 April 2031	(e)	x

For personal use only

The market based vesting conditions for each class of performance rights are outlined below:

(a) The employer achieving a 30-day volume-weighted average Share price (calculated over 30 consecutive trading days on which the Shares actually traded) (30 Day VWAP) of at least $0.10;

(b) the Employer achieving a 30 Day VWAP of at least $0.20;

(c) the Employer achieving a 30 Day VWAP of at least $0.30;

(d) the Employer achieving a 30 Day VWAP of at least $0.40; and

(e) the Employer achieving a 30 Day VWAP of at least $0.50.

Performance rights are awarded to the recipient at no cost, subject to achievement of certain performance conditions. The valuation of the performance rights with market vesting conditions was done using a combination of Hoadley's Barrier1 Model and Hoadley's Parisian Model (the combination of the two models to be referred to as the 'Parisian Barrier1 Model'). Hoadley's Parisian Model was first used to generate an implied barrier price that factors in the number of consecutive calendar days for which the underlying asset price must remain above or below the barrier. The implied barrier price (usually higher than the price target for 'up' barrier options) is then input into Hoadley's Barrier1 Model to calculate the value of the performance rights or options.

Fair value for performance rights granted during the current financial year with market vesting conditions have been determined by using the Hoadley's Barrier1 Model. The valuation model inputs used to determine the fair value at the grant date, are as follows:

Inputs into pricing model	i	ii	iii	iv	v
Grant date	30 March 2026	30 March 2026	30 March 2026	30 March 2026	30 March 2026
Underlying share price	$0.029	$0.029	$0.029	$0.029	$0.029
VWAP Target	$0.10	$0.20	$0.30	$0.40	$0.50
Expiry date	7 April 2031	7 April 2031	7 April 2031	7 April 2031	7 April 2031
Life of the instruments	5.02 years	5.02 years	5.02 years	5.02 years	5.02 years
Volatility	126.5%	126.5%	126.5%	126.5%	126.5%
Expected dividends	Nil	Nil	Nil	Nil	Nil
Risk-free interest rate	4.76%	4.76%	4.76%	4.76%	4.76%
Fair value per performance right	$0.0268	$0.0251	$0.0239	$0.0229	$0.0220
Inputs into pricing model	**vi**	**vii**	**viii**	**ix**	**x**
Grant date	1 May 2026	1 May 2026	1 May 2026	1 May 2026	1 May 2026
Underlying share price	$0.028	$0.028	$0.028	$0.028	$0.028
VWAP Target	$0.10	$0.20	$0.30	$0.40	$0.50
Expiry date	7 April 2031	7 April 2031	7 April 2031	7 April 2031	7 April 2031
Life of the instruments	4.94 years	4.94 years	4.94 years	4.94 years	4.94 years
Volatility	126.3%	126.3%	126.3%	126.3%	126.3%
Expected dividends	Nil	Nil	Nil	Nil	Nil
Risk-free interest rate	4.74%	4.74%	4.74%	4.74%	4.74%
Fair value per option	$0.0257	$0.0240	$0.0227	$0.0217	$0.0208

Performance rights carry no dividend or voting rights. When exercisable, each option is convertible into one fully paid ordinary share.

For personal use only

Performance-Based Remuneration

The Company currently has performance-based remuneration component built into director and executive remuneration packages as outlined above The purpose of performance-based remuneration is to provide a performance linked incentive component in the remuneration package for the proposed recipients to align the interests of the proposed recipients with those of Shareholders, to motivate and reward the performance of the proposed recipients in their roles as Directors and to provide a cost effective way from the Company to remunerate the proposed recipients, which will allow the Company to spend a greater proportion of its cash reserves on its operations than it would if alternative cash forms of remuneration were given to the proposed recipients.

The information provided in this remuneration report has been audited as required by section 308 (3C) of the *Corporations Act 2001*.

Remuneration Consultants

During the year, the Company did not seek the advice of remuneration consultants.

Share Options

As at the date of this report the unissued ordinary shares of Recharge Metals Limited under option are as follows:

Date Granted	Details	Expiry Date	Exercise Price	Number under Option
06/12/2024	Unlisted	09/12/2027	$0.06	2,500,000
06/12/2024	Unlisted	09/12/2027	$0.09	2,500,000
30/03/2026	Unlisted	07/04/2031	$0.02	45,000,000
07/04/2026	Unlisted	07/04/2031	$0.02	45,000,000
01/05/2026	Unlisted	07/04/2031	$0.02	15,000,000
				110,000,000

Performance Rights

As at the date of this report the performance rights on issue are as follows:

Date Granted	Conditions	Expiry date	No. of Performance
4 May 2023	Announce Rock chips sampling	3 May 2027	5,000,000
4 May 2023	Drill intercept or surface channel sample	3 May 2027	7,500,000
4 May 2023	JORC compliant min resource	3 May 2027	10,000,000
15 Sept 2023	$0.50 20-day vwap or 10mt @ 1% Li_2O 1 Year Service	13 Oct 2027	1,000,000
15 Sept 2023	$1.00 20-day vwap or 10mt @ 1% Li_2O 1.5 year service	13 Oct 2027	1,000,000
15 Sept 2023	$1.50 20-day vwap or 10mt @ 1% Li_2O 2 Year service	13 Oct 2027	2,000,000
28 Nov 2024	JORC compliant min resource, 2 years of service.	28 Nov 2026	3,000,000
28 Nov 2024	JORC compliant min resource, 3 years of service	28 Nov 2027	3,000,000
28 Nov 2024	JORC compliant min resource, 4 years of service	28 Nov 2028	3,000,000
28 Nov 2024	JORC compliant min resource, 5 years of service	28 Nov 2029	3,000,000
28 Nov 2024	JORC compliant min resource, 5 years of service	28 Nov 2029	3,000,000
9 Dec 2024	JORC compliant min resource, 2 years of service.	9 Dec 2026	10,000,000
9 Dec 2024	JORC compliant min resource, 3 years of service	9 Dec 2027	10,000,000
9 Dec 2024	JORC compliant min resource, 4 years of service	9 Dec 2028	10,000,000

For personal use only

9 Dec 2024	JORC compliant min resource, 5 years of service	9 Dec 2029	10,000,000
9 Dec 2024	JORC compliant min resource, 5 years of service	9 Dec 2029	10,000,000
30 Mar 2026	$0.10 30 day VWAP, 1/3 vesting on 12, 24, 36 month service	7 April 2031	5,000,000
30 Mar 2026	$0.20 30 day VWAP, 1/3 vesting on 12, 24, 36 month service	7 April 2031	5,000,000
30 Mar 2026	$0.30 30 day VWAP, 1/3 vesting on 12, 24, 36 month service	7 April 2031	5,000,000
30 Mar 2026	$0.40 30 day VWAP, 1/3 vesting on 12, 24, 36 month service	7 April 2031	5,000,000
30 Mar 2026	$0.50 30 day VWAP, 1/3 vesting on 12, 24, 36 month service	7 April 2031	5,000,000
1 May 2026	$0.10 30 day VWAP, 1/3 vesting on 12, 24, 36 month service	7 April 2031	5,000,000
1 May 2026	$0.20 30 day VWAP, 1/3 vesting on 12, 24, 36 month service	7 April 2031	5,000,000
1 May 2026	$0.30 30 day VWAP, 1/3 vesting on 12, 24, 36 month service	7 April 2031	5,000,000
1 May 2026	$0.40 30 day VWAP, 1/3 vesting on 12, 24, 36 month service	7 April 2031	5,000,000
1 May 2026	$0.50 30 day VWAP, 1/3 vesting on 12, 24, 36 month service	7 April 2031	5,000,000
			141,500,000

End of Audited Remuneration Report

Material Business Risks

The Board of Directors review the key risks associated with conducting exploration and evaluation activities in Australia and steps to manage those risks. The key material risks faced by the Group include:

Exploration and development

The future value of the Group will depend on its ability to find and develop resources that are economically recoverable. Mineral exploration and development is a speculative undertaking that may be impeded by circumstances and factors beyond the control of the Group. Success in this process involves, among other things; discovery and proving-up an economically recoverable resource or reserve, access to adequate capital throughout the project development phases, securing and maintaining title to mineral exploration projects, obtaining required development consents and approvals and accessing the necessary experienced operational staff, the financial management, skilled contractors, consultants and employees.

The Group is entirely dependent upon its projects, which are the sole potential source of future revenue, and any adverse development affecting these projects would have a material adverse effect on the Group, its business, prospects, results of operations and financial condition. The Group seeks to manage and minimise this risk through management of its assets to ensure they are in good standing, renewed where possible and though regular reporting processes both external and internal along with Board regular review.

Governance Risks

The Group must comply with a range of governance requirements which are conditions of its listing on the ASX and of its mineral exploration and mining activities. There is a risk that the Group may not be able to achieve the financial performance or outcomes disclosed herein if it fails to comply with those governance requirements or if the requirements change in the future and the Group is no longer able to comply with the requirements or must incur material unplanned expenditure in order to remain compliant. The Group seeks to manage and minimise this risk through its existing risk management framework including Board-approved governance policies which are subject to regular review.

For personal use only

Future funding risk

Continued exploration and evaluation is dependent on the Company being able to secure future funding from equity markets. The successful development of a mining project will depend on the capacity to raise funds from equity and debt markets. The Company will need to undertake equity/debt raisings for continued exploration and evaluation. There can be no assurance that such funding will be available on satisfactory terms or at all at the relevant time. Any inability to obtain sufficient financing for the Group's activities and future projects may result in the delay or cancellation of certain activities or projects, which would likely adversely affect the potential growth of the Group. The Group seeks to manage and minimise this risk through its existing risk management framework including Board-approved budgets and cashflows to enable the forward planning of capital raising, which are subject to regular review.

Environmental, weather & climate change

The highest priority climate related risks include reduced water availability, extreme weather events, changes to legislation and regulation, reputational risk, and technological and market changes. Mining and exploration activities have inherent risks and liabilities associated with safety and damage to the environment, including the disposal of waste products occurring as a result of mineral exploration and production, giving rise to potentially substantial costs for environmental rehabilitation, damage control and losses. Delays in obtaining approvals of additional remediation costs could affect profitable development of resources. The Group seeks to manage and minimise this risk through its existing risk management framework and through developing detailed environmental management plans and systems going forward.

Environmental Regulation

The Directors are mindful of the regulatory regime in relation to the impact of the organisation's activities on the environment. There have been no known breaches of any environmental regulation by the Company during the financial year.

Climate Change Risk

Mining of mineral resources is relatively energy intensive and is dependent on the consumption of fossil fuels. Increase regulation and government policy designed to mitigate climate change may adversely affect the Group's cost of operations and adversely impact the financial performance of the Group.

Future Developments

Further information, other than as disclosed this report, about likely developments in the operations of the Company and the expected results of those operations in future periods, has not been included in this report as disclosure of this information would be likely to result in unreasonable prejudice to the Company.

For personal use only

Non-Audit Services

During this financial year, no fees were paid to Hall Chadwick WA Audit Pty Ltd for non-audit services

The Board of Directors is satisfied that the provision of non-audit services during the period is compatible with the general standard of independence for auditors imposed by the Corporations Act 2001. The Directors are satisfied that the services disclosed below did not compromise the external auditor's independence for the following reasons:

- all non-audit services are reviewed and approved by the Board prior to commencement to ensure they do not adversely affect the integrity and objectivity of the auditor; and
- the nature of the services provided does not compromise the general principles relating to auditor independence in accordance with APES 110: Code of Ethics for Professional Accountants set by the Accounting Professional and Ethical Standards Board.

Auditor Independence

Section 307C of the Corporations Act 2001 requires our auditors, Hall Chadwick WA Audit Pty Ltd to provide the Directors of the Company with an Independence Declaration in relation to the audit of this financial report. The Directors have received the Independence Declaration which has been included within this financial report.

Signed in accordance with a resolution of the directors made pursuant to section 298(2) of the *Corporation Act 2001*.

On Behalf of the Directors

Felicity Repacholi
Non-Executive Chair
Dated this 30 September 2026

For personal use only

For personal use only

To the Board of Directors,

AUDITOR'S INDEPENDENCE DECLARATION UNDER SECTION 307C OF THE CORPORATIONS ACT 2001

As lead audit director for the audit of the financial statements of Recharge Metals Limited and its controlled entities for the year ended 30 June 2026, I declare that to the best of my knowledge and belief, there have been no contraventions of:

- the auditor independence requirements of the *Corporations Act 2001* in relation to the audit; and
- any applicable code of professional conduct in relation to the audit.

Yours Faithfully

Hall Chadwick

HALL CHADWICK WA AUDIT PTY LTD

Mark Delaurentis

MARK DELAURENTIS CA
Director

Dated this 30th day of September 2026
Perth, Western Australia

For personal use only

CONSOLIDATED STATEMENT OF PROFIT OR LOSS AND OTHER COMPREHENSIVE INCOME
FOR THE YEAR ENDED 30 JUNE 2026

	Notes	30 June 2026 $	30 June 2025 $
Other Income	4(a)	21,679	25,764
Depreciation and Amortisation		(10,812)	(8,451)
Corporate compliance expenses	4(b)	(1,280,650)	(1,060,831)
Impairment of exploration and evaluation expense	9	-	(2,065,001)
Exploration and evaluation expenses		(71,183)	(19,779)
Share based payments	13	(2,741,664)	(318,204)
Finance Costs		(774)	-
Loss before income tax		**(4,083,404)**	**(3,446,502)**
Income tax expense	10	-	-
Net loss for the period		**(4,083,404)**	**(3,446,502)**
Items that may be reclassified subsequently to profit or loss			
Foreign currency translation		(654,315)	149,988
Total comprehensive loss for the period		**(4,737,719)**	**(3,296,514)**
Loss per share			
Basic and diluted loss cents per share	6	(0.90)	(1.68)

The accompanying notes form part of these financial statements.

For personal use only

CONSOLIDATED STATEMENT OF FINANCIAL POSITION
FOR THE YEAR ENDED 30 JUNE 2026

	Notes	30 June 2026 $	30 June 2025 $
ASSETS			
CURRENT ASSETS			
Cash and cash equivalents	7	5,605,464	1,667,460
Trade and other receivables	8	183,915	64,102
Other assets	8	50,000	-
TOTAL CURRENT ASSETS		**5,839,379**	**1,731,562**
NON-CURRENT ASSETS			
Plant and Equipment		26,421	5,009
Right of use assets		102,813	-
Exploration and evaluation assets	9	19,892,054	12,002,017
TOTAL NON-CURRENT ASSETS		**20,021,288**	**12,007,026**
TOTAL ASSETS		**25,860,667**	**13,738,588**
LIABILITIES			
CURRENT LIABILITIES			
Trade and other payables	11	358,461	149,052
Lease liabilities		33,472	-
Provisions		80,242	50,574
TOTAL CURRENT LIABILITIES		**472,175**	**199,626**
NON-CURRENT LIABILITIES			
Lease liabilities		70,001	-
TOTAL NON-CURRENT LIABILITIES		**70,001**	**-**
TOTAL LIABILITIES		**542,176**	**199,626**
NET ASSETS		**25,318,491**	**13,538,962**
EQUITY			
Issued capital	12	31,365,276	17,589,692
Reserves	13	4,523,482	3,523,351
Accumulated losses		(10,570,267)	(7,574,081)
TOTAL EQUITY		**25,318,491**	**13,538,962**

The accompanying notes form part of these financial statements.

CONSOLIDATED STATEMENT OF CHANGES IN EQUITY
FOR THE YEAR ENDED 30 JUNE 2026

	Notes	Issued Capital	Foreign Exchange Reserve	Share Based Payments Reserve	Accumulated Losses	Total Equity
		$	$	$	$	$
Balance at 1 July 2024		**14,830,781**	**(115,793)**	**3,539,202**	**(4,817,623)**	**13,436,567**
Loss for the year		-	-	-	(3,446,502)	(3,446,502)
Other comprehensive income		-	149,988	-	-	149,988
		-	**149,988**	**-**	**(3,446,502)**	**(3,296,514)**
Issue of shares	12	2,520,000	-	-	-	2,520,000
Share issue costs	12	(231,089)	-	-	-	(231,089)
Share-based payments		-	-	383,698	-	383,698
Shares issued in consideration of acquisition		400,000	-	-	-	400,000
Performance rights issued in consideration	13	-	-	326,300	-	326,300
Conversion of Performance Rights	12	70,000	-	(70,000)	-	-
Transfer of expired/forfeited awards		-	-	(690,044)	690,044	-
Balance at 30 June 2025		**17,589,692**	**34,195**	**3,489,156**	**(7,574,081)**	**13,538,962**

	Notes	Issued Capital	Foreign Exchange Reserve	Share Based Payments Reserve	Accumulated Losses	Total Equity
		$	$	$	$	$
Balance at 1 July 2025		**17,589,692**	**34,195**	**3,489,156**	**(7,574,081)**	**13,538,962**
Loss for the year		-	-	-	(4,083,404)	(4,083,404)
Other comprehensive loss		-	(654,315)	-	-	(654,315)
		-	**(654,315)**	**-**	**(4,083,404)**	**(4,737,719)**
Issue of shares	12	6,028,385	-	-	-	6,028,385
Share issue costs	12	(52,801)	-	-	-	(52,801)
Share-based payments	13	-	-	2,741,664	-	2,741,664
Shares issued in consideration of acquisition	9	7,800,000	-	-	-	7,800,000
Transfer of expired/forfeited awards		-	-	(1,087,218)	1,087,218	-
Balance at 30 June 2026		**31,365,276**	**(620,120)**	**5,143,602**	**(10,570,267)**	**25,318,491**

The accompanying notes form part of these financial statements.

For personal use only

For personal use only

CONSOLIDATED STATEMENT OF CASH FLOWS
FOR THE YEAR ENDED 30 JUNE 2026

	Notes	30 June 2026 $	30 June 2025 $
Cash flows from operating activities			
Interest Income		21,679	22,912
Interest and other costs of finance paid		-	(613)
Payments to suppliers and employees		(1,233,785)	(1,042,345)
Net cash flows used in operating activities	20	**(1,212,106)**	**(1,020,046)**
Cash flows from investing activities			
Payment of plant and equipment		(26,176)	-
Proceeds from disposal of plant and equipment		-	5,778
Payments for exploration option agreement	8	(50,000)	-
Proceeds from tax refunds	9	18,011	176,181
Payments for exploration and evaluation expenditure	9	(731,957)	(1,280,833)
Net cash flows used in investing activities		**(790,122)**	**(1,098,874)**
Cash flows from financing activities			
Proceeds from issue of shares in the Company	12	6,028,385	2,520,000
Share issue transaction costs	12	(52,801)	(165,593)
Repayment of Lease liabilities		(12,639)	(15,143)
Net cash flows from financing activities		**5,962,945**	**2,339,264**
Net increase/(decrease) in cash and cash equivalents		3,960,717	220,344
Cash and cash equivalents at the beginning of the year		1,667,460	1,445,745
Effects of exchange rate changes on cash and cash equivalents		(22,713)	1,371
Cash and cash equivalents at the end of the year	7	**5,605,464**	**1,667,460**

The accompanying notes form part of these financial statements.

For personal use only

1. CORPORATE INFORMATION

This financial report of Recharge Metals Limited was authorised for issue in accordance with a resolution of the Directors on 30 September 2026.

Recharge Metals Limited is a public listed company, incorporated and domiciled in Australia.

2. SUMMARY OF MATERIAL ACCOUNTING POLICIES

(a) Basis of Preparation

These general purpose financial statements have been prepared in accordance with the Corporations Act 2001, Australian Accounting Standards and Interpretations of the Australian Accounting Standards Board and International Financial Reporting Standards as issued by the International Accounting Standards Board. The Company is a for-profit entity for financial reporting purposes under Australian Accounting Standards. Material accounting policies adopted in the preparation of these financial statements are presented below and have been consistently applied unless stated otherwise.

Except for cash flow information, the financial statements have been prepared on an accruals basis and are based on historical costs, modified, where applicable, by the measurement at fair value of selected non-current assets.

(b) Going Concern

The financial statements have been prepared on a going concern basis, which contemplates continuity of normal business activities and the realisation of assets and settlement of liabilities in the normal course of business. The Directors believe that the entity will continue as a going concern and that it is appropriate to adopt the going concern basis in the preparation of the financial report based on the Group having sufficient funds to meet the Group's working capital requirements as at the date of this report.

The Directors believe the Group will have sufficient working capital to meet all commitments and working capital requirements.

The financial report does not contain any adjustments relating to the recoverability and classification of recorded asset amounts, nor to the amounts or classification of liabilities that might be necessary should the Group not be able to continue as a going concern.

Accounting standards issued but not yet made effective

AASB 18 *Presentation and Disclosure in Financial Statements* replaces AASB 101 and first applies to the Group for the year ending 30 June 2028. AASB 18 changes the presentation of the statement of profit or loss, introduces disclosure of management-defined performance measurement and changes the classification of interest cash flows. It does not change recognition or measurement. The Group has not yet fully assessed its impact.

No other standards issued but not yet effective are expected to have a material impact on the Group's financial statements.

(c) Exploration and Evaluation Assets

Exploration and evaluation expenditure incurred is accumulated in respect of each identifiable area of interest. These costs are only carried forward to the extent that they are expected to be recouped through the successful development of the area or where activities in the area have not yet reached a stage that permits reasonable assessment of the existence of economically recoverable reserves.

Accumulated costs in relation to an abandoned area are written off in full against profit in the year in which the decision to abandon the area is made.

When production commences, the accumulated costs for the relevant area of interest will be amortised over the life of the area according to the rate of depletion of the economically recoverable reserves.

A regular review is undertaken of each area of interest to determine the appropriateness of continuing to capitalise costs in relation to that area of interest.

Critical Accounting Estimates and Judgments

The preparation of the financial statements requires management to make judgements, estimates and assumptions that affect the reported amounts in the financial statements. Management continually evaluates its judgements and estimates in relation to assets, liabilities, contingent liabilities, revenue and expenses. Management bases its judgements, estimates and assumptions on historical experience and on other various factors, including expectations of future events, management believes to be reasonable under the circumstances. The resulting accounting judgements and estimates will seldom equal the related actual results. The judgements, estimates and assumptions that have a significant risk of causing a material adjustment to the carrying amounts of assets and liabilities (refer to the respective notes) within the next financial year are discussed below.

Share-based payment transactions

The consolidated entity measures the cost of equity-settled transactions with employees by reference to the fair value of the equity instruments at the date at which they are granted. The fair value is determined by using either the Binomial or Black-Scholes model taking into account the terms and conditions upon which the instruments were granted. The accounting estimates and assumptions relating to equity-settled share-based payments would have no impact on the carrying amounts of assets and liabilities within the next annual reporting period but may impact profit or loss and equity. Refer to note 13 for further information. This estimate also requires determination of the most appropriate inputs to the valuation model including the expected life of the share option, volatility and dividend yield and making assumptions about them.

Exploration and evaluation costs

Exploration and evaluation costs have been capitalised on the basis that the consolidated entity has the right to tenure over the area of interest and activities are not at a stage where assessment of the existence of economically recoverable resources can be determined which active operations ongoing or it will commence commercial production in the future, from which time the costs will be amortised in proportion to the depletion of the mineral resources. Key judgements are applied in considering costs to be capitalised which includes determining expenditures directly related to these activities and allocating overheads between those that are expensed and capitalised. In addition, costs are only capitalised that are expected to be recovered either through successful development or sale of the relevant mining interest. Factors that could impact the future commercial production at the mine include the level of reserves and resources, future technology changes, which could impact the cost of mining, future legal changes and changes in commodity prices. To the extent that capitalised costs are determined not to be recoverable in the future, they will be written off in the period in which this determination is made.

For personal use only

3. SEGMENT INFORMATION

The Company has identified its operating segments based on the internal reports that are used by the Board (the chief operating decision makers) in assessing performance and in determining the allocation of resources.

The operating segments are identified by the Board based on the phase of operation within the mining industry.

(a) Description of segments

The Board considers that it operates in three geographic segments, being the exploration and evaluation of mineral interests in Canada, USA and Australia, with remaining unallocated items which includes all other expenditure supporting the business during the year and items that cannot be directly attributable to exploration.

(b) Segment information provided to the Board

The segment information provided to the Board for the reportable segments for the year ended 30 June 2026 is as outlined below:

	Operating Profit/(Loss)		Total Assets		Total Liabilities	
	30 June 2026 $	30 June 2025 $	30 June 2026 $	30 June 2025 $	30 June 2026 $	30 June 2025 $
Australia	(76,182)	(10,465)	12,113,246	3,773,515	-	-
Canada	(21,774)	(2,036,317)	4,220,238	4,634,587	507	-
USA	(3,420)	(6,412)	-	13,057	-	19,466
Corporate	(3,982,028)	(1,393,308)	9,527,183	5,317,430	541,669	180,160
Grand Total	**(4,083,404)**	**(3,446,502)**	**25,860,667**	**13,738,589**	**542,176**	**199,626**

For personal use only

For personal use only

4. INCOME AND EXPENSES

	30 June 2026	30 June 2025
	$	$
(a) Income		
Interest Income	21,679	21,941
Other Income	-	3,823
	21,679	**25,764**

(b) Expenses

Corporate Expenses	30 June 2026 $	30 June 2025 $
Accounting expenses	121,876	90,792
Legal fees	266,040	66,929
ASX fees	24,111	33,343
Audit fees	50,038	42,843
Professional fees	80,485	90,700
Directors Fees & Salaries	475,448	422,690
Company Secretarial	64,345	56,785
Investor relations	79,412	114,034
Insurance	38,582	34,677
Travel	7,249	3,714
Other expenses	73,064	104,324
	1,280,650	**1,060,831**

5. AUDITOR'S REMUNERATION

During the year, the following fees were paid or payable for services provided by Hall Chadwick WA Audit Pty Ltd, the auditor of the company:

	30 June 2026	30 June 2025
	$	$
Audit Services		
Audit and review of the financial statements	50,038	42,843
	50,038	**42,843**

For personal use only

6. LOSS PER SHARE

(a) Reconciliation of Loss used to calculate Loss per share

	30 June 2026	30 June 2025
	$	$
Loss for the year	4,083,404	3,446,502
Loss used to calculate basic and diluted loss per share	**4,083,404**	**3,446,502**

(b) Weighted average number of ordinary shares (diluted):

	30 June 2026	30 June 2025
	Number	Number
Weighted average number of ordinary shares outstanding during the year used in calculating:	455,550,312	204,733,529
Basic loss cents per share	(0.90)	(1.68)
Diluted loss cents per share	(0.90)	(1.68)

As the Company is in a loss position, the options outstanding at 30 June 2026 have no dilutive effects on the earnings per share calculation.

7. CASH AND CASH EQUIVALENTS

	30 June 2026	30 June 2025
	$	$
Cash at bank and on hand	5,595,464	1,657,460
Short Term Deposit	10,000	10,000
	5,605,464	**1,667,460**

Cash at bank and in hand earns interest at floating rates based on daily at call bank deposit and savings rates.

For personal use only

8. OTHER ASSETS

	30 June 2026	30 June 2025
	$	$
Tamma Mia Option (i)	50,000	-
	50,000	**-**

(i) The company on 28 April, 2026, entered into a binding option agreement with Company 2 Pty Ltd pursuant to which the company has the exclusive right to earn up to an 80% interest in exploration tenement E70/6772 comprising the Tamma Mia Project. Key terms include:

- The company will pay a non-refundable option fee of $50,000 for a 12-month exclusive option period, with a further $25,000 payable upon land access being granted.
- To earn an 80% interest, the company must:
  - incur minimum exploration expenditure of $1,000,000; and
  - issue 5,000,000 fully paid ordinary shares to the Vendor.
- Upon completion of the earn-in, the parties will form an unincorporated joint venture with participating interests of 80% Recharge and 20% Vendor.
- Vendor's interest free carried to FID, after which it may elect to convert its interest to a royalty.

9. EXPLORATION AND EVALUATION ASSETS

	30 June 2026	30 June 2025
	$	$
Opening Balance	12,002,017	12,597,920
Project acquisition (ii)	7,825,000	732,513
Reversal of Wapistan Deferral Payment	-	(558,847)
Canadian Mining Tax Credit (i)	(18,011)	(176,181)
Impairment of Tenements	-	(2,065,001)
Exploration expenditure capitalised	697,416	1,314,435
Foreign Exchange Movement	(614,368)	157,178
Carrying amount at balance date	**19,892,054**	**12,002,017**

Exploration and evaluation assets are initially measured at cost and include acquisition of rights to explore, studies, and other associated activities used in exploration and evaluation activities. Exploration incurred is accumulated in relation to each identifiable area of interest. These costs are only carried forward to the extent that they are expected to be recouped through the successful development of the area or where activities in the area have not yet reached a stage that permits reasonable assessment of the existence of economically recoverable reserves. The company conducts impairment testing when indicators of impairment are present at the reporting date. No such indicators are present at the reporting date.

(i) During the year, the Company received refundable credits on duties for losses under the Mining Tax Act. Those refundable credits on duties for losses are applicable on exploration costs incurred in the Province of Quebec. Furthermore, the Company received refundable tax credits for resources for mining companies on qualified exploration expenditures incurred. The credits are recorded against the exploration costs incurred as stated in AASB 120, Government Assistance, when a notice of assessment is received due to the uncertainty around the timing and amount of any tax credits.

(ii) During the year ended 30 June 2026, Recharge Metals Limited acquired the Sunset Well Project in Western Australia, by acquiring 100% of the issued capital in Berma Prospecting Pty Ltd and Glen Huntly Gold Pty Ltd from the shareholders of each entity. The acquired entities together hold a 100% legal and beneficial interest in ten granted Prospecting Licenses, fifteen Prospecting License Applications, and four Exploration License Applications, comprising the Sunset Well Gold Project.

The transaction was classified as an asset acquisition and the acquisition date was determined to be 7 April 2026; the date all the conditions precedent were met. Reserves and resources are often used as the basis for estimates of fair value to be used in the purchase price. However, as the assets are in the exploration stage and do not yet have a defined reserve or resources, a fair value for these assets cannot be reliably determined. As a result, the consideration paid is deemed to be the fair value of the acquisition.

Fair Value of Consideration Transferred	**$**
260,000,000 Vendor shares in REC, issued 7 April 2026	7,800,000
Maximum cash reimbursement for expenses incurred in respect of the project	25,000
Total Consideration	**7,825,000**

For personal use only

For personal use only

10. INCOME TAX

A reconciliation between the income tax expense and the product of accounting loss before income tax multiplied by the Company's applicable income tax rate is as follows:

	30 June 2026	30 June 2025
	$	$
Loss before tax from continuing operations	(4,083,404)	(3,446,502)
Statutory income tax rate for the Company at 30.0% (2025: 30.0%)	(1,225,022)	(1,033,951)
Tax effect of amounts which are not deductible /(taxable) in calculating taxable income:		
- *Movement in unrecognised temporary differences*	(96,261)	(72,723)
- *Non-deductible expenses*	822,888	95,710
- *Unrecognised tax losses*	497,546	939,690
- *Differences in tax rates of subsidiaries operating in different jurisdictions*	849	71,274
Income tax expense reported in the Statement of Profit or Loss and Other Comprehensive Income	-	-
Unrecognised deferred tax assets and liabilities		
Deferred Tax Assets		
Employee provisions	23,790	14,857
Blackhole Previously expensed	-	21,158
Accrued Expenses	7,350	7,350
Tax losses	951,318	887,603
Super payable	9,554	3,105
	992,012	934,072
Deferred Tax Liabilities		
Exploration expenditure	(992,012)	(934,072)
	(992,012)	(934,072)
Net deferred tax asset/liability	-	-
Unrecognised temporary differences		
Deductible temporary differences	14,602	45,395
Tax revenue losses	2,017,520	1,192,481
Total unrecognised deferred tax assets	2,032,122	1,237,876

11. TRADE AND OTHER PAYABLES

	30 June 2026	30 June 2025
	$	$
Trade payables	186,868	90,056
Accruals	171,593	58,996
	358,461	**149,052**

Trade and other payables are non-interest bearing and are normally settled on 30 to 60 day terms.

12. CONTRIBUTED EQUITY

	30 June 2026	30 June 2026
	Number	$
Fully paid ordinary shares on issue		
Issue Date		
Opening Balance 1 July 2025	256,989,967	17,589,692
Issued 7 April 2026 placement $0.01 per share	602,791,974	6,028,385
Issued 7 April 2026 vendor shares $0.03 per share	260,000,000	7,800,000
Capital Raising Costs	-	(52,801)
As at 30 June 2026	**1,119,781,941**	**31,365,276**

	30 June 2025	30 June 2025
	Number	$
Fully paid ordinary shares on issue		
Issue Date		
Opening Balance 1 July 2024	139,689,967	14,830,781
Issued 9 December 2024 placement $0.025 per share	100,800,000	2,520,000
Issued 9 December 2024 vendor shares $0.025 per share	16,000,000	400,000
Issued 30 April 2025 performance rights converted into shares $0.14 per share	500,000	70,000
Capital Raising Costs	-	(231,089)
As at 30 June 2025	**256,989,967**	**17,589,692**

For personal use only

13. RESERVES

	30 June 2026 $	30 June 2025 $
Share-based payments reserve	5,143,602	3,489,156
Foreign currency translation reserve	(620,120)	34,195
	4,523,482	**3,523,351**

The foreign currency translation reserve comprises all foreign currency differences arising from the translation of the financial statements of foreign operations.

The share-based payments reserve records items recognised as expenses on valuation of employee, vendor and consultant share options and Performance rights. Share options and Performance rights are issued for nil consideration. The exercise price of the share options is determined by the Directors in their absolute discretion and set out in the Offer provided that the exercise price is not less than the average Market Price on ASX on the five trading days prior to the day the Directors resolve to grant the Options. The conditions of the Performance rights are determined by the Directors in their absolute discretion and set out in the Offer provided.

Any options and performance rights that are not exercised or conditions met by their expiry date will lapse. Upon exercise and vesting, options and performance rights will be settled in ordinary fully paid shares of the Company. The Options can be exercised in whole or part at any time up to and including the Expiry Date by lodging an Option Exercise Notice accompanied by the payment of the exercise price.

	30 June 2026 $	30 June 2025 $
Reconciliation of Share-based payments reserve:		
Opening Balance	3,489,156	3,539,202
Options and Performance rights issued during the year	2,877,597	709,998
Performance rights continuing to vest	(135,933)	-
Performance rights converted into shares	-	(70,000)
Lapsed/Expired Performance Rights and Options	(1,087,218)	(690,044)
	5,143,602	**3,489,156**

Reconciliation of Foreign currency translation reserve		
Opening Balance	34,195	(115,793)
Foreign currency translation	(654,315)	149,988
Total Foreign currency translation reserve	(620,120)	34,195
Total Reserves	**4,523,482**	**3,523,351**

For personal use only

OPTIONS AS AT 30 JUNE 2026	30 June 2026 Number	30 June 2026 $
Opening balance	17,187,500	1,144,808
Granted during the year	105,000,000	2,726,932
Expired during the year	(12,187,500)	(1,079,313)
Total options on issue	**110,000,000**	**2,792,427**

OPTIONS AS AT 30 JUNE 2025	30 June 2025 Number	30 June 2025 $
Opening balance	21,299,500	1,733,279
Granted during the year	5,000,000	65,495
Expired during the year	(9,112,000)	(653,966)
Total options on issue	**17,187,500**	**1,144,808**

PERFORMANCE RIGHTS AS AT 30 JUNE 2026	30 June 2026 Number	30 June 2026 $
Opening balance	93,500,000	2,344,348
Continuing to vest	-	16,734
Granted during the year	50,000,000	150,665
Forfeited during the year	(2,000,000)	(160,572)
Total performance rights on issue	**141,500,000**	**2,351,175**

PERFORMANCE RIGHTS AS AT 30 JUNE 2025	30 June 2025 Number	30 June 2025 $
Opening balance	30,000,000	1,805,923
Converted to ordinary shares in April 2025	(500,000)	(70,000)
Granted during the year	65,000,000	644,503
Forfeited during the year	(1,000,000)	(36,078)
Total performance rights on issue	**93,500,000**	**2,344,348**

For personal use only

For personal use only

Valuation Assumptions

During the year ended 30 June 2026, 60,000,000 options were issued to key management personnel, with various grant dates, approved by shareholders on 30 March 2026. The fair value of these options have been determined using a Black Scholes model and the inputs have been detailed below:

Inputs into pricing model	A	B
Number of options	45,000,000	15,000,000
Grant date	30 March 2026	1 May 2026
Exercise price	$0.02	$0.02
Vesting conditions	N/A	N/A
Underlying share price	$0.029	$0.028
Expiry date	7 April 2031	30 June 2031
Life of the instruments	5.02 years	5.17 years
Volatility	126.5%	126.3%
Expected dividends	Nil	Nil
Risk-free interest rate	4.65%	4.63%
Fair value per option	$0.0257	$0.0249
Total fair value of the options	**$1,156,526**	**$373,010**

During the year ended 30 June 2026, 45,000,000 options were issued to an advisor for advisory services provided, approved by shareholders on 30 March 2026. The fair value of these options have been determined using a Black Scholes model and the inputs have been detailed below:

Inputs into pricing model	
Number of options	45,000,000
Grant date	7 April 2026
Exercise price	$0.02
Vesting conditions	N/A
Underlying share price	$0.03
Expiry date	7 April 2031
Life of the instruments	5.00 years
Volatility	126.3%
Expected dividends	Nil
Risk-free interest rate	4.59%
Fair value per option	$0.0266
Total fair value of the options	**$1,197,396**

During the year ended 30 June 2026, 50,000,000 zero exercise price options (ZEPOs) were issued to KMP, issued in five separate classes of 10,000,000 ZEPO's which are subject to market based vesting conditions. The ZEPOs will be subject to a continuous employment/engagement vesting condition whereby 1/3 of the ZEPOs in each class will vest (subject also to satisfaction of the Share price vesting condition described above) on each of the 12, 24 and 36 month anniversaries of the issue date of the ZEPOs respectively, subject to the KMP remaining employed or otherwise engaged by the Employer at the relevant anniversary.

The market based vesting conditions for each class of performance rights are outlined below:

(a) The employer achieving a 30-day volume-weighted average Share price (calculated over 30 consecutive trading days on which the Shares actually traded) (30 Day VWAP) of at least $0.10;
(b) the Employer achieving a 30 Day VWAP of at least $0.20;
(c) the Employer achieving a 30 Day VWAP of at least $0.30;
(d) the Employer achieving a 30 Day VWAP of at least $0.40; and
(e) the Employer achieving a 30 Day VWAP of at least $0.50.

For personal use only

Number of performance rights granted	Grant date	Issue Date	Expiry date	Class	Pricing Model
5,000,000	30 March 2026	7 April 2026	7 April 2031	(a)	i
5,000,000	1 May 2026	30 June 2026	7 April 2031	(a)	vi
5,000,000	30 March 2026	7 April 2026	7 April 2031	(b)	ii
5,000,000	1 May 2026	30 June 2026	7 April 2031	(b)	vii
5,000,000	30 March 2026	7 April 2026	7 April 2031	(c)	iii
5,000,000	1 May 2026	30 June 2026	7 April 2031	(c)	viii
5,000,000	30 March 2026	7 April 2026	7 April 2031	(d)	iv
5,000,000	1 May 2026	30 June 2026	7 April 2031	(d)	ix
5,000,000	30 March 2026	7 April 2026	7 April 2031	(e)	v
5,000,000	1 May 2026	30 June 2026	7 April 2031	(e)	x

Fair value for performance rights granted during the current financial year with market vesting conditions have been determined by using the Hoadley's Barrier1 Model. The valuation model inputs used to determine the fair value at the grant date, are as follows:

Inputs into pricing model	i	ii	iii	iv	v
Grant date	30 March 2026	30 March 2026	30 March 2026	30 March 2026	30 March 2026
Underlying share price	$0.029	$0.029	$0.029	$0.029	$0.029
VWAP Target	$0.10	$0.20	$0.30	$0.40	$0.50
Expiry date	7 April 2031	7 April 2031	7 April 2031	7 April 2031	7 April 2031
Life of the instruments	5.02 years	5.02 years	5.02 years	5.02 years	5.02 years
Volatility	126.5%	126.5%	126.5%	126.5%	126.5%
Expected dividends	Nil	Nil	Nil	Nil	Nil
Risk-free interest rate	4.76%	4.76%	4.76%	4.76%	4.76%
Fair value per performance right	$0.0268	$0.0251	$0.0239	$0.0229	$0.0220

Inputs into pricing model	vi	vii	viii	ix	x
Grant date	1 May 2026	1 May 2026	1 May 2026	1 May 2026	1 May 2026
Underlying share price	$0.028	$0.028	$0.028	$0.028	$0.028
VWAP Target	$0.10	$0.20	$0.30	$0.40	$0.50
Expiry date	7 April 2031	7 April 2031	7 April 2031	7 April 2031	7 April 2031
Life of the instruments	4.94 years	4.94 years	4.94 years	4.94 years	4.94 years
Volatility	126.3%	126.3%	126.3%	126.3%	126.3%
Expected dividends	Nil	Nil	Nil	Nil	Nil
Risk-free interest rate	4.74%	4.74%	4.74%	4.74%	4.74%
Fair value per performance right	$0.0257	$0.0240	$0.0227	$0.0217	$0.0208

For personal use only

Share Options and Performance Rights

At 30 June 2026, Recharge Metals Limited had on issue 110,000,000 options and 141,500,000 performance rights.

Date Granted	Details	Expiry Date	Exercise Price	Number under Option
06/12/2024	Unlisted	09/12/2027	$0.06	2,500,000
06/12/2024	Unlisted	09/12/2027	$0.09	2,500,000
30/03/2026	Unlisted	07/04/2031	$0.02	45,000,000
07/04/2026	Unlisted	07/04/2031	$0.02	45,000,000
01/05/2026	Unlisted	07/04/2031	$0.02	15,000,000
				110,000,000

Date Granted	Conditions	Expiry date	No. of Performance
4 May 2023	Announce Rock chips sampling	3 May 2027	5,000,000
4 May 2023	Drill intercept or surface channel sample	3 May 2027	7,500,000
4 May 2023	JORC compliant min resource	3 May 2027	10,000,000
15 Sept 2023	$0.50 20-day vwap or 10mt @ 1% Li_2O 1 Year Service	13 Oct 2027	1,000,000
15 Sept 2023	$1.00 20-day vwap or 10mt @ 1% Li_2O 1.5 year service	13 Oct 2027	1,000,000
15 Sept 2023	$1.50 20-day vwap or 10mt @ 1% Li_2O 2 Year service	13 Oct 2027	2,000,000
28 Nov 2024	JORC compliant min resource, 2 years of service.	28 Nov 2026	3,000,000
28 Nov 2024	JORC compliant min resource, 3 years of service	28 Nov 2027	3,000,000
28 Nov 2024	JORC compliant min resource, 4 years of service	28 Nov 2028	3,000,000
28 Nov 2024	JORC compliant min resource, 5 years of service	28 Nov 2029	3,000,000
28 Nov 2024	JORC compliant min resource, 5 years of service	28 Nov 2029	3,000,000
9 Dec 2024	JORC compliant min resource, 2 years of service.	9 Dec 2026	10,000,000
9 Dec 2024	JORC compliant min resource, 3 years of service	9 Dec 2027	10,000,000
9 Dec 2024	JORC compliant min resource, 4 years of service	9 Dec 2028	10,000,000
9 Dec 2024	JORC compliant min resource, 5 years of service	9 Dec 2029	10,000,000

9 Dec 2024	JORC compliant min resource, 5 years of service	9 Dec 2029	10,000,000
30 Mar 2026	$0.10 30 day VWAP, 1/3 vesting on 12, 24, 36 month service	7 April 2031	5,000,000
30 Mar 2026	$0.20 30 day VWAP, 1/3 vesting on 12, 24, 36 month service	7 April 2031	5,000,000
30 Mar 2026	$0.30 30 day VWAP, 1/3 vesting on 12, 24, 36 month service	7 April 2031	5,000,000
30 Mar 2026	$0.40 30 day VWAP, 1/3 vesting on 12, 24, 36 month service	7 April 2031	5,000,000
30 Mar 2026	$0.50 30 day VWAP, 1/3 vesting on 12, 24, 36 month service	7 April 2031	5,000,000
1 May 2026	$0.10 30 day VWAP, 1/3 vesting on 12, 24, 36 month service	7 April 2031	5,000,000
1 May 2026	$0.20 30 day VWAP, 1/3 vesting on 12, 24, 36 month service	7 April 2031	5,000,000
1 May 2026	$0.30 30 day VWAP, 1/3 vesting on 12, 24, 36 month service	7 April 2031	5,000,000
1 May 2026	$0.40 30 day VWAP, 1/3 vesting on 12, 24, 36 month service	7 April 2031	5,000,000
1 May 2026	$0.50 30 day VWAP, 1/3 vesting on 12, 24, 36 month service	7 April 2031	5,000,000
			141,500,000

For personal use only

14. RELATED PARTY DISCLOSURES

(a) Ultimate parent

The ultimate parent entity is Recharge Metals Limited.

(b) Subsidiaries

The consolidated financial statements include the financial statements of Recharge Metals Limited and the subsidiaries listed in the following table:

Subsidiary Name	Country of Origin	Equity Holdings 30 June 2026	Equity Holdings 30 June 2025
Express Lithium Inc	Canada	100%	100%
CoreVista Energy Pty Ltd Australia	Australia	100%	100%
CoreVista Energy USA, LLC USA	USA	100%	100%
Glen Huntly Gold Pty Ltd	Australia	100%	-
Berma Prospecting Pty Ltd	Australia	100%	-
Nidus Resources Pty Ltd	Australia	100%	-
Vespid Resources Pty Ltd	Australia	100%	-
Stinger Resources Pty Ltd	Australia	100%	-

(c) Compensation for key management personnel

The aggregate compensation made to directors and other members of Key Management Personnel of the Consolidated Entity is set out below:

	30 June 2026	30 June 2025
	$	$
Short-term employee benefits	483,182	381,331
Post-employment benefits	54,410	41,358
Share-based payments	1,738,818	318,204
	2,276,410	**740,893**

For personal use only

(d) Amounts Payable to Related Parties

Ajbus Services Pty Ltd, a company which Ms Burgess is a director of, supplied company secretarial and accounting services to Recharge Metals Limited. During the year ended 30 June 2026, no transactions were made (2025: $30,000) for company secretarial and accounting services.

Peak 8 Geological Consulting Pty Ltd, a company which Mr Vallerine is a director of, supplied consulting services to Recharge Metals Limited. During the year ended 30 June 2026, no transactions were made (2025: $18,000) for consulting services.

Mamba Exploration Limited, a company Ms Repacholi (resigned as a Non-Executive Director of Mamba Exploration Limited on 2 February 2026) and Mr Andrew (ceased as a Director of Recharge on 28 November 2025) were directors of, provided a rented office space to Recharge Metals Limited. During the year ended 30 June 2026, $21,669 (2025: $22,974) was paid in rent for the office to Mamba Exploration Limited.

Other than the abovementioned there were no Key Management Personnel related party transactions during the current financial year.

15. PARENT ENTITY INFORMATION

Set out below is the supplementary information about the parent entity.

	2026 $	2025 $
Statement of profit or loss and other comprehensive income		
Loss after income tax	(3,650,512)	(2,820,764)
Total comprehensive loss	(3,650,512)	(2,820,764)

	30 June 2026 $	30 June 2025 $
Statement of Financial Position		
Assets		
Current assets	5,560,617	1,436,944
Non-current assets	20,299,544	12,273,462
Total Assets	25,860,161	13,710,406
Liabilities		
Current liabilities	471,669	171,444
Non-current liabilities	70,001	-
Total Liabilities	541,670	171,444
Net Assets	**25,318,491**	**13,538,962**
Equity		
Issued capital	31,365,276	17,589,692
Accumulated losses	(11,190,388)	(7,539,876)
Share Based Payments Reserve	5,143,603	3,489,146
Total Equity	**25,318,491**	**13,538,962**

For personal use only

16. FINANCIAL RISK MANAGEMENT OBJECTIVES AND POLICIES

The Company's principal financial instruments comprise receivables, payables and cash which arise directly from its operations.

The Board of Directors has overall responsibility for the establishment and oversight of the risk management framework. Management monitors and manages the financial risks relating to the operations of the Company through regular reviews of the risks. The main risks arising from the Company's financial instruments are interest rate risk, liquidity risk, and credit risk. The Board reviews and agrees policies for managing each of these risks and they are summarised below.

Capital Risk Management

The Company's objectives when managing capital are to safeguard their ability to continue as a going concern, so that they can continue to provide returns for shareholders and benefits for other stakeholders and to maintain an optimal capital structure to reduce the cost of capital.

In order to maintain or adjust the capital structure, the Company may pay dividends to shareholders, return capital to shareholders, issue new shares or sell assets. During 2026 financial year, the Company's strategy, was to maintain minimum borrowings outside of trade and other payables.

Risk Exposures and Responses

Interest rate risk

The Company generates income from interest on surplus funds. At reporting date, the Company had the following mix of financial assets and liabilities exposed to Australian variable interest rate risk that are not designated in cash flow hedges:

	30 June 2026 $	30 June 2025 $
Financial Assets		
Cash and cash equivalents	5,605,464	1,667,460
Net exposure	**5,605,464**	**1,667,460**
Financial Liabilities		
Trade and other payables	358,461	149,052
	358,461	**149,052**

Interest rate sensitivity analysis

The Company has no material interest rate risk.

Credit risk

Credit risk refers to the risk that a counterparty will default on its contractual obligations resulting in a financial loss to the Company. The Company's potential concentration of credit risk consists mainly of cash deposits with banks. The Company's short term cash surpluses are placed with banks that have investment grade ratings. The maximum credit risk exposure relating to the financial assets is represented by the carrying value as at the reporting date. The Company considers the credit standing of counterparties when making deposits to manage the credit risk.

Liquidity risk

The responsibility with liquidity risk management rests with the Board of Directors. The Company manages liquidity risk by monitoring forecast cash flows and ensuring that adequate working capital is maintained. The Company's policy is to ensure that it has sufficient cash reserves to carry out its planned exploration activities over the next 12 months.

Fair values

Fair values of financial assets and liabilities are equivalent to carrying values due to their short terms to maturity.

Foreign Currency Risk

Currency risk arises from future commercial transactions and recognised assets and liabilities denominated in a currency that is not the entity's functional currency. The Group does not have any material exposure to foreign currency risk.

17. COMMITMENTS

	30 June 2026 $	30 June 2025 $
Planned project expenditure commitments contracted for:		
Exploration Permits	649,736	704,388
	649,736	**704,388**
Payable:		
- not later than 12 months	416,520	378,770
- between 12 months and 5 years	233,216	325,618
- more than 5 years	-	-
	649,736	**704,388**

18. EVENTS AFTER REPORTING DATE

Ben Vallerine resigned as a Non-Executive Director of the company on 13 July 2026.

The company entered into a binding agreement with Golden Mile Resources Limited (ASX: G88) pursuant to which Recharge has the exclusive right to purchase a 100% interest in mining tenement M37/1341 and mining tenement applications M37/1378 and M37/1439.

Key terms include:

- Recharge will pay a non-refundable cash payment of $100,000 for a 100% full and beneficial interest.
- A 1% NSR royalty exists over M37/1341 and M37/1378.
- M37/1378 and M37/1439 are mining tenement conversions (Section 49 Conversions) of P37/8484 and P37/8922 respectively. Upon grant of M37/1378 and M37/1439, the underlying prospecting licences will expire.

For personal use only

The Company has no other matters or circumstances that have arisen since the end of the financial year which significantly affected or may significantly affect the operations of the Company, the results of those operations, or the state of affairs of the Company in future financial years.

19. CONTINGENT ASSETS AND LIABILITIES

The Sunset Well project is subject to a royalty agreement, Catapult Minerals Pty Ltd is to receive a 1% net smelter royalty from revenue generated from production.

There were no other contingent assets or liabilities as at balance date.

20. CASH FLOW INFORMATION

	30 June 2026	30 June 2025
	$	$
Reconciliation from the net loss after tax to the net cash flows from operations		
Net loss for the period	(4,083,404)	(3,446,502)
Non-cash		
Amortisation/Depreciation	10,812	8,451
Share based payment expense	2,741,664	318,204
Finance costs	774	
Impairment of exploration and evaluation expenses	-	2,065,001
Changes in assets and liabilities:		
Trade and other receivables	(121,026)	60,158
Trade and other payables	209,406	(49,925)
Provisions	29,668	24,567
Net cash from operating activities	**(1,212,106)**	**(1,020,046)**

For personal use only

CONSOLIDATED ENTITY DISCLOSURE STATEMENT
FOR THE YEAR ENDED 30 JUNE 2026

Entity Name	Type of entity	Trustee, or participant in Joint Venture	% of share capital held	Country of incorporation	Australian resident	Foreign jurisdiction(s) in which the entity is a resident for tax purposes
Recharge Metals Limited	Body Corporate	n/a	n/a	Australia	Yes	n/a
Express Lithium Inc.	Body Corporate	n/a	100%	Canada	No	Canada
CoreVista Energy Pty Ltd	Body Corporate	n/a	100%	Australia	Yes	n/a
CoreVista Energy USA, LLC USA	Body Corporate	n/a	100%	USA	No	USA
Berma Prospecting Pty Ltd	Body Corporate	n/a	100%	Australia	Yes	n/a
Glen Huntly Gold Pty Ltd	Body Corporate	n/a	100%	Australia	Yes	n/a
Nidus Resources Pty Ltd	Body Corporate	n/a	100%	Australia	Yes	n/a
Vespid Resources Pty Ltd	Body Corporate	n/a	100%	Australia	Yes	n/a
Stinger Resources Pty Ltd	Body Corporate	n/a	100%	Australia	Yes	n/a

For personal use only

Basis of Preparation (for financial years beginning on or after 1 July 2024)

This Consolidated Entity Disclosure Statement (CEDS) has been prepared in accordance with the *Corporations Act 2001*, reflecting the amendments to section 295(3A)(vi) and (vii) which clarify the definition of foreign resident as being an entity that is treated as a resident of a foreign country under the tax laws of that foreign country. These amendments apply for financial years beginning on or after 1 July 2024. The CEDS includes certain information for each entity that was part of the consolidated entity at the end of the financial year in accordance with AASB 10 *Consolidated Financial Statements*.

Determination of Tax Residency

Section 295(3B)(a) of the *Corporations Act 2001* defines Australian resident as having the meaning in the *Income Tax Assessment Act 1997*. The determination of tax residency involves judgement as there are currently several different interpretations that could be adopted, and which could give rise to a different conclusion on residency. Section 295 (3A)(a)(vii) requires the determination of tax residency in a foreign jurisdiction to be based on the law of the foreign jurisdiction relating to foreign income tax.

In determining tax residency, the consolidated entity has applied the following interpretations:

- Australian tax residency
  The consolidated entity has applied current legislation and judicial precedent, including having regard to the Tax Commissioner's public guidance in Tax Ruling TR 2018/5.
- Foreign tax residency
  Where necessary, the consolidated entity has used independent tax advisers in foreign jurisdictions to assist in determining tax residency in those foreign jurisdictions and ensure compliance with applicable foreign tax legislation.

For personal use only

DIRECTORS' DECLARATION

In accordance with a resolution of the Directors of Recharge Metals Limited, I state that:

1. In the opinion of the Directors:

   (a) the financial statements and notes are in accordance with the *Corporations Act 2001*, including:

      (i) giving a true and fair view of the Consolidated Entity's financial position as at 30 June 2026 and of its performance for the year ended on that date.

      (ii) complying with Australian Accounting Standards, International Financial Reporting Standards as issued by the International Accounting Standards Board and *Corporations Regulations 2001*.

   (b) The consolidated entity disclosure statement as at 30 June 2026, set out on page 55, is true and correct.

   (c) There are reasonable grounds to believe that the Company will be able to pay its debts as and when they become due and payable.

2. This declaration has been made after receiving the declarations required to be made to the Directors in accordance with section 295A of the *Corporations Act 2001*.

Signed in accordance with a resolution of the Board of Directors:

Felicity Repacholi
Non-Executive Chair

Dated this 30 September 2026

For personal use only

INDEPENDENT AUDITOR'S REPORT
TO THE MEMBERS OF RECHARGE METALS LIMITED

Report on the Audit of the Financial Report

Opinion

We have audited the financial report of Recharge Metals Limited ("the Company") and its subsidiaries ("the Consolidated Entity"), which comprises the consolidated statement of financial position as at 30 June 2026, the consolidated statement of profit or loss and other comprehensive income, the consolidated statement of changes in equity and the consolidated statement of cash flows for the year then ended, and notes to the financial statements, including material accounting policy information, the consolidated entity disclosure statement and the director's declaration.

In our opinion:

a. the accompanying financial report of the Consolidated Entity is in accordance with the *Corporations Act 2001*, including:

   (i) giving a true and fair view of the Consolidated Entity's financial position as at 30 June 2026 and of its financial performance for the year then ended; and

   (ii) complying with Australian Accounting Standards and the Corporations Regulations 2001.

Basis for Opinion

We conducted our audit in accordance with Australian Auditing Standards. Our responsibilities under those standards are further described in the *Auditor's Responsibilities for the Audit of the Financial Report* section of our report. We are independent of the Consolidated Entity in accordance with the auditor independence requirements of the *Corporations Act 2001* and the ethical requirements of the Accounting Professional and Ethical Standards Board's *APES 110 Code of Ethics for Professional Accountants (including Independence Standards)* (the Code) that are relevant to our audit of the financial report in Australia. We have also fulfilled our other ethical responsibilities in accordance with the Code.

We believe that the audit evidence we have obtained is sufficient and appropriate to provide a basis for our opinion.

Key Audit Matters

Key audit matters are those matters that, in our professional judgement, were of most significance in our audit of the financial report of the current period. These matters were addressed in the context of our audit of the financial report as a whole, and in forming our opinion thereon, and we do not provide a separate opinion on these matters.

For personal use only

Key Audit Matter	How our audit addressed the Key Audit Matter

Exploration and Evaluation Assets
 	
At 30 June 2026 the Consolidated Entity had an exploration and evaluation assets balance of $19,892,054 (2025: $12,002,017).
 	
Exploration and evaluation is a key audit matter due to:
 	
• The significance of the balance to the Consolidated Entity's financial position; and
 	
• The level of judgement required in evaluating management's application of the requirements of *AASB 6 Exploration for and Evaluation of Mineral Resources* ("AASB 6"). AASB 6 is an industry specific accounting standard requiring the application of significant judgements, estimates and industry knowledge. This includes specific requirements for expenditure to be capitalised as an asset and subsequent requirements which must be complied with for capitalised expenditure to continue to be carried as an asset.
	Our audit procedures included but were not limited to:
	
	• Assessing management's determination of its areas of interest for consistency with the definition in AASB 6. This involved analysing the tenements in which the Consolidated Entity holds an interest and the exploration programmes planned for those tenements;
	
	• For each area of interest, we assessed the Consolidated Entity's rights to tenure by corroborating on a sample basis to government registries or evaluating agreements in place with other parties as applicable;
	
	• We considered the activities in each area of interest to date and assessed the planned future activities for each area of interest by evaluating budgets for each area of interest;
	
	• We tested the additions to capitalised expenditure for the year by evaluating a sample of recorded expenditure for consistency to underlying records, the capitalisation requirements of the Consolidated Entity's accounting policy and the requirements of AASB 6;
	
	• We assessed the disclosures included in note 9 to the financial statements;
	
	• We assessed each area of interest for one or more of the following circumstances that may indicate impairment of the capitalised expenditure:
	
	  ○ the licenses for the right to explore expiring in the near future or are not expected to be renewed;
	
	  ○ substantive expenditure for further exploration in the specific area is neither budgeted or planned;
	
	  ○ decision or intent by the Consolidated Entity to discontinue

For personal use only

Key Audit Matter	How our audit addressed the Key Audit Matter
	activities in the specific area of interest due to lack of commercially viable quantities of resources; and ○ data indicating that, although a development in the specific area is likely to proceed, the carrying amount of the exploration asset is unlikely to be recovered in full from successful development or sale.
Asset Acquisition – Sunset Well Gold Project During the year ended 30 June 2026, the Consolidated Entity acquired the Sunset Well Gold Project in Western Australia (via 100% acquisition of Berma Prospecting Pty Ltd and Glen Huntly Gold Pty Ltd) for total consideration of $7,825,000, comprising 260,000,000 vendor shares and a cash reimbursement of expenses. The acquisition is considered to be a key audit matter due to: • the significance of the consideration transferred relative to the Consolidated Entity's total assets; and the judgement involved in assessing that the acquired entities did not meet the definition of a business under *AASB 3 Business Combinations*, such that the transaction was appropriately accounted for as an asset acquisition, and the judgement involved in determining the fair value of consideration transferred.	Our audit procedures included but were not limited to: • Reviewing the sale and purchase agreement to understand the key terms of the transaction, including the assets and liabilities acquired and the consideration structure; • Assessing management's conclusion that the acquired entities did not constitute a business under AASB 3, such that the transaction was appropriately accounted for as an asset acquisition; • Evaluating the fair value of consideration transferred, including agreeing the vendor share issue to the number of shares issued at the acquisition date share price, and the cash reimbursement to supporting documentation; • Testing the allocation of the consideration transferred to the exploration and evaluation assets acquired; and • Assessing the adequacy of the disclosures included in note 9(ii) to the financial statements.
Share based payments During the year ended 30 June 2026 the Consolidated Entity incurred share based payments of $2,741,664 (2025: $318,204). Share based payments are considered to be a key audit matter due to	Our procedures amongst others included: • Analysing agreements to identify the key terms and conditions of share based payments issued and relevant vesting conditions in accordance with *AASB 2 Share Based Payments*; • Evaluating valuation models and assessing

Key Audit Matter	How our audit addressed the Key Audit Matter
• the value of the transactions; • the complexities involved in the recognition and measurement of these transactions; and • the judgement involved in determining the inputs used in the valuations.	the assumptions and inputs used; • Assessing the amount recognised during the period in accordance with the vesting conditions of the agreements; • Assessing the adequacy of the disclosures included in Note 13 to the financial statements

Other Information

The directors are responsible for the other information. The other information comprises the information included in the Consolidated Entity's annual report for the year ended 30 June 2026, but does not include the financial report and our auditor's report thereon.

Our opinion on the financial report does not cover the other information and accordingly we do not express any form of assurance conclusion thereon, with the exception of the remuneration report and our related assurance opinion.

In connection with our audit of the financial report, our responsibility is to read the other information and, in doing so, consider whether the other information is materially inconsistent with the financial report or our knowledge obtained in the audit or otherwise appears to be materially misstated.

If, based on the work we have performed, we conclude that there is a material misstatement of this other information, we are required to report that fact. We have nothing to report in this regard.

Responsibilities of the Directors for the Financial Report

The directors of the Company are responsible for the preparation of the financial report that gives a true and fair view in accordance with Australian Accounting Standards and the *Corporations Act 2001* and for such internal control as the directors determine is necessary to enable the preparation of the financial report that gives a true and fair view and is free from material misstatement, whether due to fraud or error, and the consolidated entity disclosure statement that is true and correct and is free of misstatement, whether due to fraud or error.

In preparing the financial report, the directors are responsible for assessing the Consolidated Entity's ability to continue as a going concern, disclosing, as applicable, matters related to going concern and using the going concern basis of accounting unless the directors either intend to liquidate the Consolidated Entity or to cease operations, or has no realistic alternative but to do so.

For personal use only

For personal use only

Auditor's Responsibilities for the Audit of the Financial Report

Our objectives are to obtain reasonable assurance about whether the financial report as a whole is free from material misstatement, whether due to fraud or error, and to issue an auditor's report that includes our opinion. Reasonable assurance is a high level of assurance, but is not a guarantee that an audit conducted in accordance with the Australian Auditing Standards will always detect a material misstatement when it exists. Misstatements can arise from fraud or error and are considered material if, individually or in the aggregate, they could reasonably be expected to influence the economic decisions of users taken on the basis of this financial report.

As part of an audit in accordance with the Australian Auditing Standards, we exercise professional judgement and maintain professional scepticism throughout the audit. We also:

- Identify and assess the risks of material misstatement of the financial report, whether due to fraud or error, design and perform audit procedures responsive to those risks, and obtain audit evidence that is sufficient and appropriate to provide a basis for our opinion. The risk of not detecting a material misstatement resulting from fraud is higher than for one resulting from error, as fraud may involve collusion, forgery, intentional omissions, misrepresentations, or the override of internal control.
- Obtain an understanding of internal control relevant to the audit in order to design audit procedures that are appropriate in the circumstances, but not for the purpose of expressing an opinion on the effectiveness of the Consolidated Entity's internal control.
- Evaluate the appropriateness of accounting policies used and the reasonableness of accounting estimates and related disclosures made by the directors.
- Conclude on the appropriateness of the directors' use of the going concern basis of accounting and, based on the audit evidence obtained, whether a material uncertainty exists related to events or conditions that may cast significant doubt on the Consolidated Entity's ability to continue as a going concern. If we conclude that a material uncertainty exists, we are required to draw attention in our auditor's report to the related disclosures in the financial report or, if such disclosures are inadequate, to modify our opinion. Our conclusions are based on the audit evidence obtained up to the date of our auditor's report. However, future events or conditions may cause the Consolidated Entity to cease to continue as a going concern.
- Evaluate the overall presentation, structure and content of the financial report, including the disclosures, and whether the financial report represents the underlying transactions and events in a manner that achieves fair presentation.
- Obtain sufficient appropriate audit evidence regarding the financial information of the entities or business activities within the Consolidated Entity to express an opinion on the financial report. We are responsible for the direction, supervision and performance of the Consolidated Entity audit. We remain solely responsible for our audit opinion.

We communicate with the directors regarding, among other matters, the planned scope and timing of the audit and significant audit findings, including any significant deficiencies in internal control that we identify during our audit.

We also provide the directors with a statement that we have complied with relevant ethical requirements regarding independence, and to communicate with them all relationships and other matters that may reasonably be thought to bear on our independence, and where applicable, related safeguards.

From the matters communicated with the directors, we determine those matters that were of most significance in the audit of the financial report of the current period and are therefore the key audit matters. We describe these matters in our auditor's report unless law or regulation precludes public disclosure about the matter or when, in extremely rare circumstances, we determine that a matter should not be communicated in our report because the adverse consequences of doing so would reasonably be expected to outweigh the public interest benefits of such communication.

Report on the Remuneration Report

Opinion on the Remuneration Report

We have audited the Remuneration Report included in the directors' report for the year ended 30 June 2026.

In our opinion, the Remuneration Report of Company, for the year ended 30 June 2026, complies with section 300A of the *Corporations Act 2001*.

Responsibilities

The directors of the Company are responsible for the preparation and presentation of the remuneration report in accordance with s 300A of the *Corporations Act 2001*. Our responsibility is to express an opinion on the remuneration report, based on our audit conducted in accordance with Australian Auditing Standards.

Hall Chadwick

HALL CHADWICK WA AUDIT PTY LTD

Mark Delaurentis

MARK DELAURENTIS CA
Director

Dated this 30th day of September 2026
Perth, Western Australia

For personal use only

For personal use only

ASX SHAREHOLDER INFORMATION

The shareholder information set out below was applicable as at 21 September 2026

Quoted Securities – Fully Paid Ordinary Shares

a) Distribution of Equitable Securities

Analysis of number of equitable security holders by size of holding:

Holding Ranges	Holders	Total Units	% Issued Share Capital
above 0 up to and including 1,000	33	9,929	0.00
above 1,000 up to and including 5,000	143	415,205	0.04
above 5,000 up to and including 10,000	107	910,927	0.08
above 10,000 up to and including 100,000	396	16,861,373	1.51
above 100,000	493	1,101,584,507	98.37
Totals	**1,172**	**1,119,781,941**	**100.00**

At the prevailing market price of $0.036 per share, there were 308 shareholders holding less than a marketable parcel of shares, totalling 1,624,425 shares.

b) Twenty Largest Shareholders

The names of the twenty largest security holders of quoted equity securities are listed below:

Position	Name	Units	% Units
1	ROCK THE POLO PTY LTD <ROCK THE POLO A/C>	96,000,001	8.57
2	BNP PARIBAS NOMINEES PTY LTD <HUB24 CUSTODIAL SERV LTD>	52,405,375	4.68
3	ROCK THE POLO PTY LTD <ROCK THE POLO A/C>	47,999,999	4.29
4	ADAM CAINE RITCHIE <CAYMAN INVESTMENT A/C>	39,000,000	3.48
5	DG RESOURCE MANAGEMENT LTD	38,693,200	3.46
6	MRS MICHELLE BANKS	22,000,000	1.96
7	CITICORP NOMINEES PTY LIMITED	19,332,772	1.73
8	HALE COURT HOLDINGS PTY LTD	19,310,000	1.72
9	COMPANY 1 PTY LTD <ROWE FAMILY A/C>	17,500,000	1.56
10	EKINS FAMILY NOMINEES PTY LTD <EKINS FAMILY A/C>	17,500,000	1.56
11	MR BENJAMIN JOHN JONES	17,500,000	1.56
12	LUKE TIMMERMANS	17,500,000	1.56
13	SPARTUS INVESTMENT PTY LTD	17,200,872	1.54
14	AMANDA CLARE HARGREAVES	16,479,580	1.47
15	MR GIUSEPPE STAMBE	16,228,864	1.45
16	MR CHRISTOPHER WILLIAM CHALWELL + MR IAN WAYNE WILSON <CHALWELL PENSION FUND A/C>	15,000,000	1.34
17	DG RESOURCE MANAGEMENT AUS PTY LTD	14,400,000	1.29
18	HALE COURT HOLDINGS PTY LTD	14,400,000	1.29
19	KEYFORM ENTERPRISES PTY LTD	13,022,142	1.16
20	SESNA PTY LTD	13,000,000	1.16
		524,472,805	**46.83**

ASX SHAREHOLDER INFORMATION

c) Substantial Holders

Substantial holders in the company are set out below

Name	Units	% Units
ROCK THE POLO PTY LTD <ROCK THE POLO A/C>	96,000,001	8.57

d) Restricted and Escrowed Securities

The company has the following securities subject to voluntary escrow:

Security Type	Units	Date Escrow Period Ends
Fully Paid Ordinary Shares	86,666,663	7 October 2026
Fully Paid Ordinary Shares	86,666,674	7 October 2027

e) Voting Rights

The voting rights attached to ordinary shares are set out below:

Ordinary shares

On a show of hands every member present at a meeting in person or by proxy shall have one vote and upon a poll each share shall have one vote.

f) On Market Buy-back

There is currently no on market buy-back in place.

Unquoted Securities – Options

a) Details of Options on Issue

Class	Units	Number of Holders
Exercisable at $0.02, Expiring 7 April 2031	60,000,000	6
Exercisable at $0.02, Expiring 7 April 2031	45,000,000	1
Exercisable at $0.06, Expiring 9 December 2027	2,500,000	1
Exercisable at $0.09, Expiring 9 December 2027	2,500,000	1
	110,000,000	**9**

b) Voting Rights

Unquoted options do not entitle the holder to any voting rights.

c) Holders of More than 20% of a Class of Unquoted Options

The Group has a total of 50,000,000 unquoted options over ordinary shares on issue that were not issued under the Employee Incentive Option & Performance Rights Plan. Security holders holding more than 20% of a class of unquoted options, not issued under the Employee Incentive Option & Performance Rights Plan are set out in the following table.

For personal use only

Option Holder	Exercisable at $0.02, Expiring 7 April 2031	Exercisable at $0.06, Expiring 9 December 2027	Exercisable at $0.09, Expiring 9 December 2027
Company 1 Pty Ltd	30,000,000	-	-
Rock the Polo Pty Ltd	15,000,000		
Pamplona Capital Pty Ltd	-	2,500,000	2,500,000
	45,000,000	**2,500,000**	**2,500,000**

Unquoted Securities – Performance Rights

a) Details of Performance Rights on Issue

Class	Units	Number of Holders
2023 rights, expiring 27 April 2027	6,000,000	4
2023 rights, expiring 27 April 2027	8,500,000	4
2023 rights, expiring 27 April 2027	12,000,000	4
2024 rights, expiring 9 December 2026	13,000,000	4
2024 rights, expiring 9 December 2027	13,000,000	4
2024 rights, expiring 9 December 2028	13,000,000	4
2024 rights, expiring 9 December 2029	13,000,000	4
2024 rights, expiring 9 December 2029	13,000,000	4
2026 rights, expiring 7 April 2031	50,000,000	2
	141,500,000	**34**

b) Voting Rights

Unquoted performance rights do not entitle the holder to any voting rights.

c) Holders of More than 20% of a Class of Unquoted Performance Rights

The Group has a total of 72,500,000 unquoted performance rights over ordinary shares on issue that were not issued under the Employee Incentive Option & Performance Rights Plan. Security holders holding more than 20% of a class of unquoted options, not issued under the Employee Incentive Option & Performance Rights Plan are set out in the following table

Option Holder	2023 rights, expiring 27 April 2027	2023 rights, expiring 27 April 2027	2023 rights, expiring 27 April 2027	2024 rights, expiring 9 Dec 2026	2024 rights, expiring 9 Dec 2027	2024 rights, expiring 9 Dec 2028	2024 rights, expiring 9 Dec 2029	2024 rights, expiring 9 Dec 2029
DG Resource Management	4,000,000	6,000,000	8,000,000	-	-	-	-	-
Hale Court Holdings Pty Ltd	-	-	-	5,000,000	5,000,000	5,000,000	5,000,000	5,000,000
	4,000,000	**6,000,000**	**8,000,000**	**5,000,000**	**5,000,000**	**5,000,000**	**5,000,000**	**5,000,000**

For personal use only

For personal use only

ASX SHAREHOLDER INFORMATION

Mineral Resource Statement

The following information is provided in accordance with ASX Listing Rule 5.21 and as at 30 June 2026.

Mineral Resource Estimation Governance Statement
Recharge Metals Limited ensures that the Mineral Resource Estimates are subject to appropriate levels of governance and internal controls. The Mineral Resource Estimates have been generated by independent external consultants and internal employees who are experienced in best practices in modelling and estimation methods. Where applicable, the consultants have also undertaken review of the quality and suitability of the underlying information used to generate the resource estimations. The Mineral Resource estimates follow standard industry methodology using geological interpretation and assay results from samples won through drilling. Recharge Metals Limited reports its Mineral Resources in accordance with the "Australasian Code for Reporting of Exploration Results, Mineral Resources and Ore Reserves" (the JORC Code) (2012 Edition). Competent Persons named by the Company qualify as Competent Persons as defined in the JORC Code.

Prospero Gold Deposit Mineral Resource
The table below sets out the Mineral Resource Estimates as at 30 June 2026 (30 June 2025: N/A) (estimated in February 2026) for the Prospero Gold Deposit.

Table 1: Prospero Gold Resource Table Summary

Type	0.5g/t Au cut-off			1.0g/t Au cut-off		
	Tonnes	Au g/t	Au Ounces	Tonnes	Au g/t	Au Ounces
Oxide	1,524,000	1.00	50,200	609,000	1.40	27,900
Transitional	767,000	1.00	25,400	287,000	1.40	13,300
Fresh	576,000	1.00	18,900	200,000	1.40	9,000
Total	**2,866,000**	**1.00**	**94,500**	**1,096,000**	**1.40**	**50,100**

The Statement of Estimates of Mineral Resources has been compiled by Mr. Shaun Searle who is a Director of Ashmore Advisory and a Member of the AIG. Mr. Searle has sufficient experience that is relevant to the style of mineralisation and type of deposit under consideration and to the activity that he has undertaken to qualify as a Competent Person as defined in the JORC Code (2012).

Competent Persons Statement Mineral Resources

The information in this announcement that relates to the Mineral Resource Estimate for the Prospero Gold Deposit is reported in accordance with the Australasian Code for Reporting of Exploration Results, Mineral Resources and Ore Reserves (JORC Code), 2012 Edition, and ASX Listing Rules 5.8 and 5.9.

The Prospero Mineral Resource was originally estimated and reported by Midas Resources Limited under the JORC Code (2004 Edition) and released to the ASX on 4 July 2011. That estimate reported an Inferred Mineral Resource of 1.096Mt at 1.4g/t Au for 50.1koz, using a 1.0g/t Au cut-off grade.

In October 2014, CSA Global Pty Ltd completed a comprehensive technical review of the Prospero dataset, including the drilling database, geological interpretation, estimation methodology and reporting parameters, to assess compliance with the JORC Code (2012 Edition). CSA concluded that the existing dataset and estimation approach were sufficient to support reporting of the Mineral Resource under JORC 2012.

For personal use only

ASX SHAREHOLDER INFORMATION

This Mineral Resource Estimate was compiled by Shaun Searle, a Member of the Australian Institute of Geoscientists. Mr Searle has sufficient experience that is relevant to the style of mineralisation and type of deposit under consideration and to the activity being undertaken to qualify as a Competent Person as defined in the 2012 Edition of the 'Australasian Code for Reporting of Exploration Results, Mineral Resources and Ore Reserves'. Mr Searle is a director of Ashmore Advisory Pty Ltd ("Ashmore"). Ashmore and the Competent Person are independent of the Company and other than being paid fees for services in compiling this report, neither has any financial interest (direct or contingent) in the Company.

Interest in Exploration Tenements as at 30 June 2026

Project	Title Number	Nature	Status	Recharge Ownership
Sunset Well, Western Australia	E37/1570	Direct	Application	100%
	E37/1584	Direct	Application	100%
	E37/1625	Direct	Application	100%
	E37/1638	Direct	Application	100%
	E40/0452	Direct	Application	100%
	P37/10048	Direct	Application	100%
	P37/10051	Direct	Granted	100%
	P37/10052	Direct	Application	100%
	P37/10053	Direct	Application	100%
	P37/10054	Direct	Application	100%
	P37/10089	Direct	Application	100%
	P37/9502	Direct	Granted	100%
	P37/9620	Direct	Granted	100%
	P37/9621	Direct	Granted	100%
	P37/9622	Direct	Granted	100%
	P37/9645	Direct	Application	100%
	P37/9684	Direct	Application	100%
	P37/9685	Direct	Application	100%
	P37/9689	Direct	Granted	100%
	P37/9690	Direct	Granted	100%
	P37/9691	Direct	Granted	100%
	P37/9692	Direct	Granted	100%
	P37/9693	Direct	Granted	100%
	P37/9694	Direct	Application	100%
	P37/9695	Direct	Application	100%
	P37/9696	Direct	Application	100%
	P37/9697	Direct	Application	100%
	P37/9698	Direct	Application	100%
	P37/9753	Direct	Granted	100%
	P37/9746	Direct	Granted	100%
Brandy Hill South, Western Australia	E59/2181	Direct	Granted	100%
	E59/2560	Direct	Granted	100%
	E59/2587	Direct	Granted	100%
	E59/2588	Direct	Granted	100%
	E59/2647	Direct	Granted	100%
	E59/2800	Direct	Granted	100%
	P59/2182	Direct	Granted	100%

	E59/2789	Direct	Granted	100%
	E59/2790	Direct	Granted	100%
	E59/2791	Direct	Granted	100%
Ora Banda, Western Australia	P24/5966	Direct	Application	100%
	P24/5967	Direct	Application	100%
	P24/5968	Direct	Application	100%
	P24/5969	Direct	Application	100%
	P24/5970	Direct	Application	100%
	P24/5971	Direct	Application	100%
	P24/5972	Direct	Application	100%
	P24/5973	Direct	Application	100%
	P24/5974	Direct	Application	100%
Domanbas, Western Australia	E47/5412	Direct	Application	100%
Bobswim, Western Australia	E47/5414	Direct	Application	100%
Stewart Bore, Western Australia	E51/2342	Direct	Application	100%
Tamma Mia, Western Australia	E70/6772	Indirect	Granted	0%
Newnham Lake, Athabasca Basin, Saskatchewan, Canada	MC1331	Transfer Pending	Granted	100%
Express, Quebec, Canada	2631826	Direct	Granted	100%
	2631087-2631224	Direct	Granted	100%
Carter, Montana, United States of America	Mindy 051-130	Direct	Acquired	100%
	ACADIA 51-83	Direct	Acquired	100%
	BEV 1-28	Direct	Acquired	100%
	ELLA 1-9	Direct	Acquired	100%
	ELLA 19-24	Direct	Acquired	100%
	ELLA 26	Direct	Acquired	100%
	ELLA 28	Direct	Acquired	100%
	ELLA 37-135	Direct	Acquired	100%
	WCT 01-34	Direct	Acquired	100%
	Owl 1-35	Direct	Acquired	100%
	Tess 1-19	Direct	Acquired	100%

For personal use only

RECHARGE METALS



For personal use only

Recharge Metals Limited

Level 1, 10 Ord Street, West Perth WA 6005

info@rechargemetals.com.au