R8R

ASXR8R

For personal use only

ANNUAL REPORT

FOR THE YEAR ENDED
30 JUNE 2026

www.regener8resources.com.au

For personal use only

CORPORATE DIRECTORY

Directors

Dave Malesic	*Managing Director & CEO*
Robert Boston	*Non-Executive Chairman*
Petar Tomašević	*Non-Executive Director*

Company Secretary

Craig McNab

Registered & Principal Office

9 Aldous Place
Booragoon WA6154

Share Registry

Automic Group
Level 5, 191 St Georges Terrace
Perth WA 6000
Email: hello@automic.com.au
Website: www.automicgroup.com.au

Contact Information

Telephone: +61 (0) 475 296 121
Email: hello@regener8resources.com.au
Web: www.regener8resources.com.au

Stock Exchange Listing

Australian Securities Exchange
ASX Code – **R8R**

Auditor

Hall Chadwick WA Audit Pty Ltd
283 Rokeby Road
Subiaco WA 6008

Solicitors

Blackwall Legal LLP
Level 26, 140 St Georges Terrace
Perth WA 6000

CONTENTS

- Corporate Directory 1
- Directors' Report 2
- Auditor's Independence Declaration 27
- Consolidated statement of Profit or Loss and Other Comprehensive Income 28
- Consolidated statement of Financial Position 29
- Consolidated statement of Changes in Equity 30
- Consolidated statement of Cash Flows 31
- Notes to and forming part of the Consolidated Financial Statements 32
- Consolidated Entity Disclosure Statement 58
- Directors' Declaration 59
- Independent Auditor's Report to the Members 60
- Additional Information 65

For personal use only

The Directors present their financial report for the entity Regener8 Resources NL (Company or Regener8) and the entity it controlled (Group) at the end of, or during, the period ended 30 June 2026.

REVIEW OF OPERATIONS

Srebrenica North Project

The Company advised in early March 2026, that it had entered into a binding agreement to acquire 100% of the Srebrenica North Project (Ag-Cu-Sb-Zn-Pb) in Bosnia and Herzegovina (Project). Following the completion of due diligence and capital raising, Regener8 executed the binding SPA with the shareholders of Orichalcum d.o.o. (Vendors). Completion of the acquisition following shareholder approval on 6 May 2026, saw Regener8 acquire 100% of the issued capital of Orichalcum d.o.o., following standard regulatory and administrative steps, including the formal transfer of company shares.

Regener8 used the period since the acquisition was first announced to undertake technical due diligence and define a focused maiden exploration program designed to rapidly advance the Project toward drill-ready status. The program is intended to leverage the rich body of historical evidence at Srebrenica North, including numerous medieval workings, adits, shafts and slag heaps – and apply modern, systematic techniques absent from the area for more than 50 years.

The Company moved quickly and advised the commencement and subsequent completion of field works for Phase 1 maiden soil sampling during June 2026.

Phase 1 sampling targeted the Zanik and Chaush prospects on the Dolovi Tenement at approximately 100m spacing along ridgelines and spurs with a total of 208 samples collected. The program is designed to deliver the first modern, systematic geochemical dataset over the prospects, building on the historical evidence and recent field observations.

The Company's near-term focus is on receiving and interpreting Phase 1 assay results, with the next phase of fieldwork, being Phase 2 and 3 soil sampling and ground magnetics, having commenced during August 2026 and Phase 4 scheduled to commence shortly thereafter.

The soil sampling campaign aims to analyse chemical trace elements in surface material to identify potential ore bodies and map subsurface rock lithology before more costly drilling or development work is undertaken. The soil sampling program at the Srebrenica North Project comprises four sequential phases.

Phases 1 and 3 target areas with known mineral occurrences and historical workings across the Dolovi and Vagan tenements, respectively, using nominal 100m spacing along ridgelines. Phases 2 and 4 target areas without known mineral occurrences or historical workings, using nominal 200m spacing.

The program is anticipated to include:

- Soil sampling of ridgelines and spurs;
- Geophysical surveys including ground magnetics;
- Stream sediment sampling to define catchment-scale geochemical anomalies;
- Detailed geological mapping across both the Vagan and Dolovi licences; and
- Rock chip and channel sampling of historical workings, adits, shafts and slag heaps.

Results from the initial program will be used to prioritise targets for follow-up work, including detailed geophysics and first-pass drill testing.

About the Srebrenica North Project

The Project is situated in the heart of the Tethyan Metallogenic Belt, a prolific district hosting major deposits. The tenure is strategically located between two operating mines owned by Mineco:

- Sase Mine (Gross): A long-life, high-grade lead-zinc-silver operation.
- Veliki Majdan Mine: A producing lead-zinc mine.

For personal use only

The Project consists of two exploration licences, Vagan and Dolovi, covering approximately 80km² within the historic Srebrenica Mining District (Figure 2). The tenure covers prospective volcanic and intrusive lithologies of the Srebrenica Volcanic Complex, which hosts the region's major polymetallic deposits.

The Project is located in the Republika Srpska entity of Bosnia and Herzegovina ("BiH"), a jurisdiction that has rapidly emerged as one of Europe's most attractive mining destinations. The country hosts the Tethyan Metallogenic Belt, a massive geological structure that hosts some of the world's largest copper-gold and polymetallic deposits. In recent years, BiH has seen a surge in foreign investment due to its pro-mining government, established mining code, and excellent infrastructure (grid power, paved roads, and skilled local workforce).

The region's Tier-1 potential is underscored by significant recent corporate activity, most notably Dundee Precious Metals' (TSX:DPM) acquisition of Adriatic Metals and its world-class Vareš Silver Operation in late 2025. This major transaction highlighted the global significance of Bosnian polymetallic assets and demonstrated a clear pathway to value realization for investors. Complementing this M&A success is the long-term operational presence of the Mineco Group, one of the largest private mining investors in the Balkans.

Mineco currently operates three active mines in Bosnia and Herzegovina, including the Sase (Gross) and Olovo mines processing over 330ktpa producing high grade lead-zinc concentrates, providing strong validation of the jurisdiction's operational stability and mining-friendly regulatory environment.

Figure 1: Bosnia and Herzegovina exploration and mining

For personal use only

The Project is located in a highly active and proven mining jurisdiction, surrounded by substantial infrastructure and successful exploration peers.

- *Mineco Group (Operating Mines):* The Project is strategically positioned between two flagship operations owned by the Mineco Group, a leading private mining investor in the Balkans.
- *Terra Balcanica* (High-Grade Discovery): Immediately adjacent to the Project, Terra Balcanica Resources Corp. (CSE:TERA) is actively defining a large-scale polymetallic system at their Viogor-Zanik Project. Recent drilling has yielded significant results across multiple targets.
- *Middle Island Resources* (Bobija Project): Approximately 5km to the east, Middle Island Resources (ASX:MDI) is advancing the Bobija Project. This under-explored, high-grade polymetallic deposit shares significant geological similarities with the region's major operations, with recent rock chips reporting up to 5.24g/t Au & 89g/t Ag, (MDI ASX Announcement 02.09.2025).

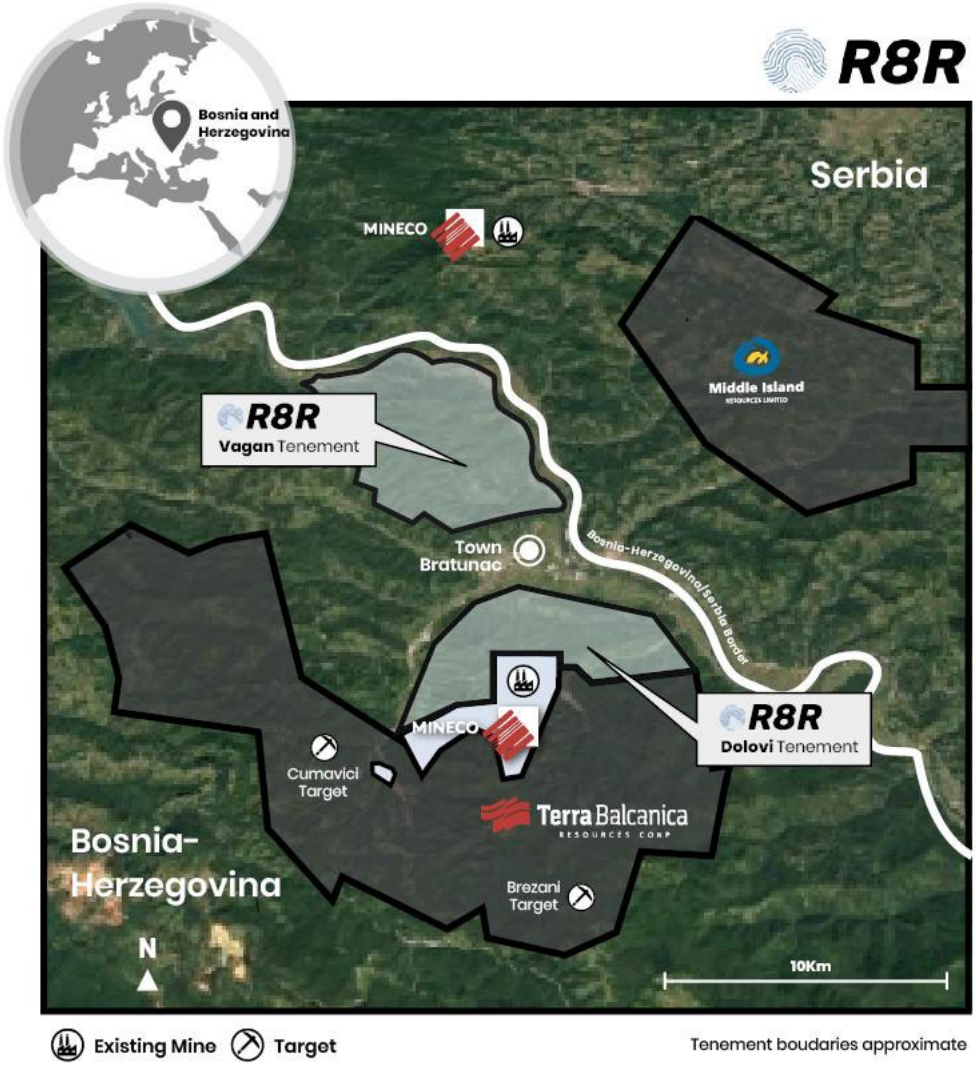

Figure 2: Srebrenica North Project – neighbouring operating mines and explorers

Srebrenica district hosts numerous medieval (Saxon) adits, shafts and slag heaps. Yugoslav State Geological Survey carried out sporadic exploration over the Project area (mostly during 1970s) in form of 1:25k and 1:100k scale geological mapping, stream sediment sampling, trenching and airborne magnetic survey. Two areas of interest for an immediate follow-up have been identified to date on the Dolovi tenement: Zanik Prospect and Chaush Prospect.

For personal use only

Zanik Prospect:

Zanik Prospect is located in the south-western part of Dolovi tenement. Geologically, it comprises Tertiary volcanic (dacito-andesite) intrusive and extrusive rocks, that have intruded Carboniferous schists. Previous mapping has identified altered (silica-clay-sulphide) volcanics in the west and east parts of the prospect area. Historical workings (shafts, trenches, tunnels and rock dumps) are located in the western part of the prospect. The area size of the (waste) rock dump is relatively significant (~2ha), suggests substantial historical medieval mining activity (Figure 2).

The aim of trenching in 1975 was to find and re-open the older workings which were found. Grab samples collected from trenches have returned best results up to 412g/t Ag, 21.9% Pb, 7.3% Zn and 0.9% Sb (Figure 3). The regional stream sediment sampling program in 1977 returned numerous anomalous results for lead over the Zanik Prospect; however, only the western part of the prospect area was sampled. Nevertheless, the stream sediment results have returned (unsurprisingly) up to 680ppm Pb downstream from the old workings - but, more interestingly, the last sample upstream from the workings measured 300ppm Pb, potentially suggests more mineralisation toward the central parts of the Zanik Prospect area that remains completely unexplored and untested.

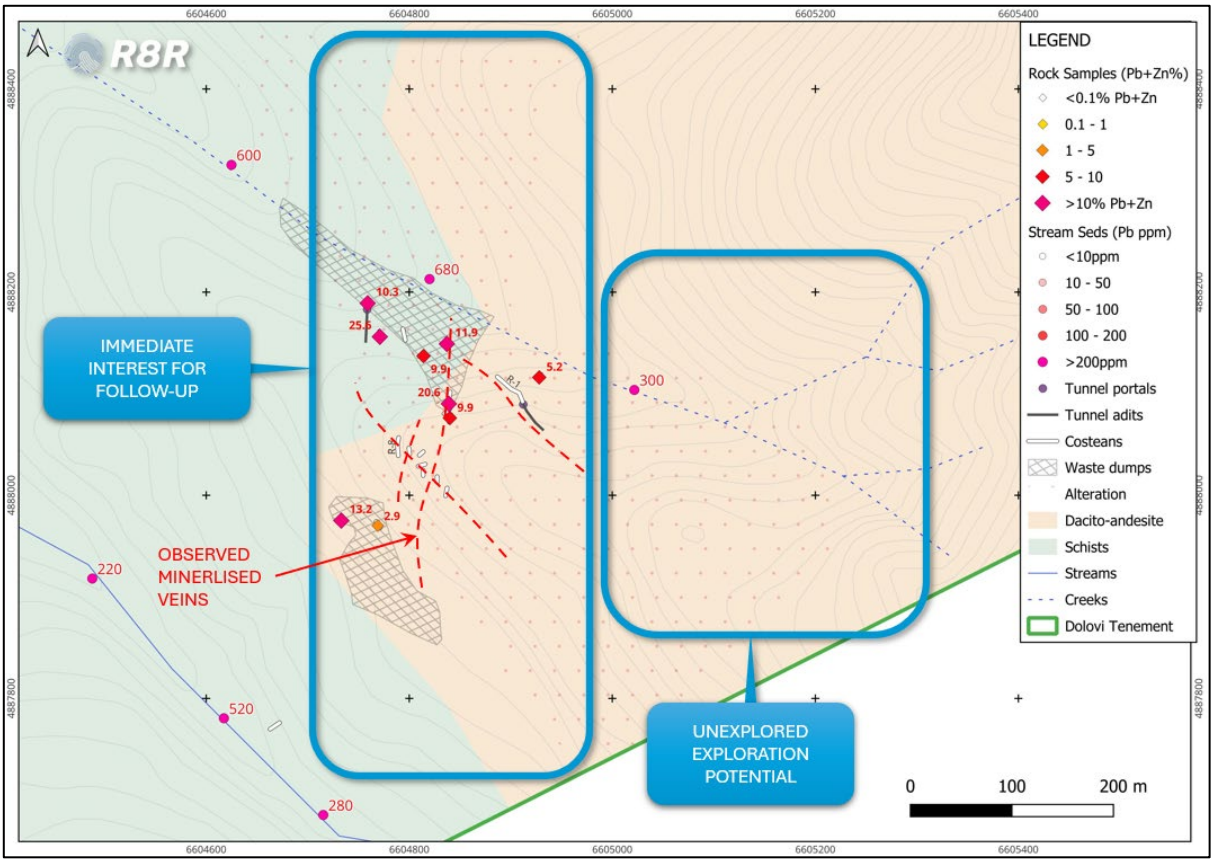

Figure 3: Zanik Prospect, south-west part, field observations and sampling results

Chaush Prospect:

The Chaush Prospect is located in the central part of the Dolovi tenement. Geologically, it comprises Tertiary volcanic (dacito-andesite) intrusive and extrusive rocks, that have intruded Carboniferous schists. Previous mapping has identified several mineralised (lead-zinc) structures in altered (silica-clay-sulphide) volcanics.

Based on the assessment of existing geological records, historical reports, and publicly available datasets, there is no evidence of past mining activities over Chaush Prospect – despite the mineralised structures being noted on various historical geological maps. The heterogeneity of the magnetic field, which appears to correlate with mapped hydrothermal alteration and mineralised structures, suggests a favourable geological setting. Reconnaissance and surface sampling over Chaush Prospect is therefore warranted.

Zanik area was recently visited during a due diligence site visit. Several steep ferruginous breccia zones were observed striking 350°-170° and 290°-110° orientation. These zones were 1-3m wide on surface (Figure: 3). The wallrock is weathered and silica-clay-pyrite altered intermediate volcanic rocks.

Early miners drove several tunnels into a hillside. Three historical tunnel entrances were noted, with the rocks pulled out of the tunnels and dumped immediately outside. These floats contained iron-oxides and minor galena, and some floats were also made up of quartz vein material (approximately 5-50cm wide).

Post-reporting Period:

In the post-reporting period, assay results have been received for the initial 198 soil samples collected (and 10 control samples) from the highest-priority areas of the Dolovi Project. Upon receiving these initial soil sampling results, three distinct coherent anomalies were identified for immediate follow-up, including:

1. Chaush: 1,050m x 350m size and open to NW (along the strike from Mineco's operating Sase silver-lead-zinc Mine)
2. Zanik South: 700m x 450m size and open to south (area with historical workings)
3. Zanik North: 700m x 200m size

Several smaller soil anomaly zones have also been identified and will be inspected. The four elements of interest (silver, lead, zinc and antimony) strongly correlate and occur within the same soil-sampling anomaly areas. For ease of communication, the results shown are for combined lead and zinc.

Peak results of 6,517ppm Zn+Pb, 15.3g/t Ag and 397ppm Sb have been recorded in soil samples.

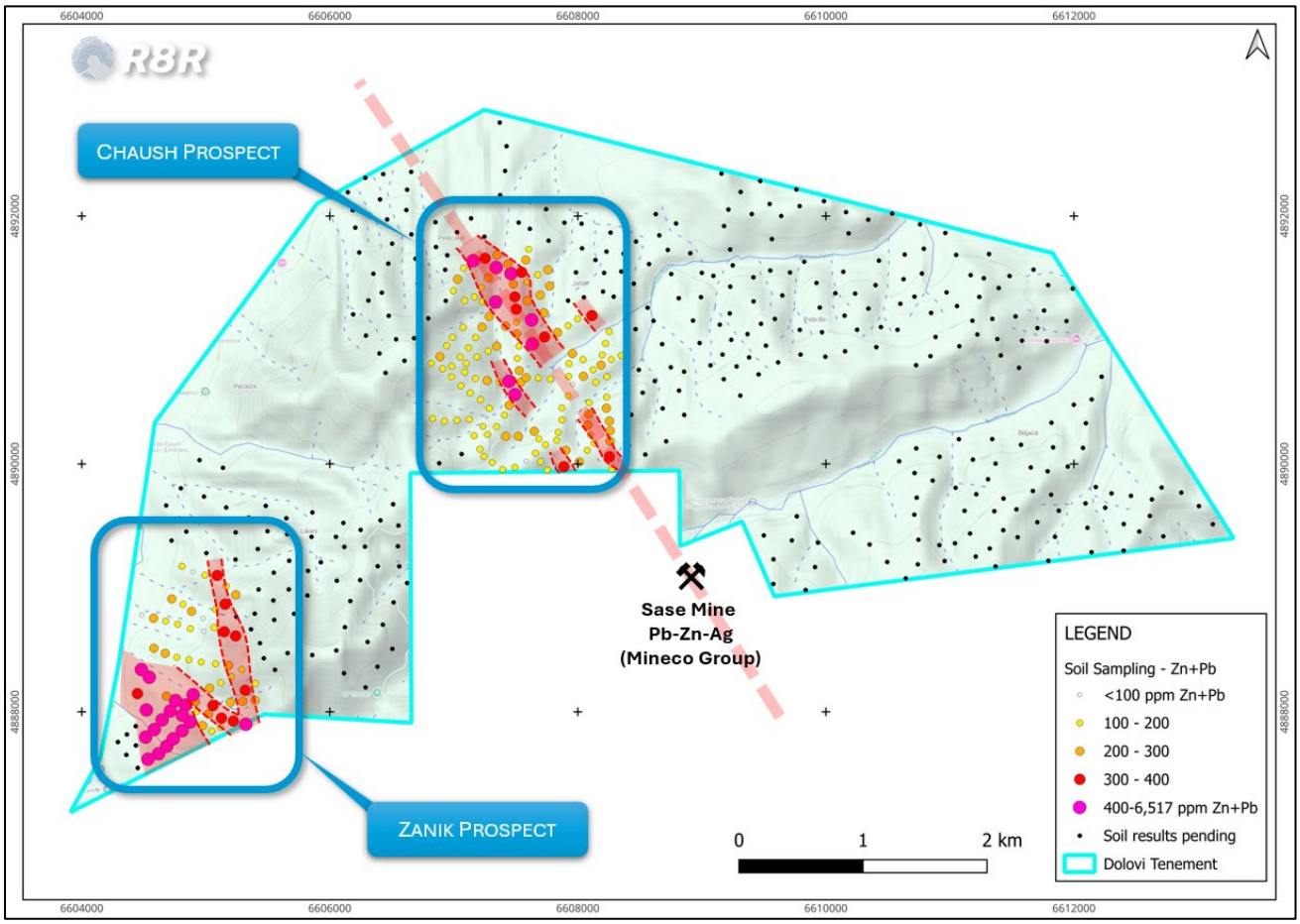

Figure 4: Map of Dolovi tenement, showing Pb+Zn soil sampling results over topography

For personal use only

For personal use only

North Achilles Project, NSW

Phase 1 UFF Soil Sampling

During October 2025, Regener8 finalised a land access agreement with the private landholder on which EL9718 is situated, which allowed exploration to commence.

Phase 1 Soil Sampling was completed at the North Achilles project with samples subsequently analysed via Ultrafine™ (UFF) approach. The Ultrafine™ method was selected for the potential to generate anomalies and targets under shallow cover, which is the case at North Achilles.

The program was executed and results received within 3 months from initial meeting with the landholder. The UFF program has highlighted clear anomalies along and within the Achilles shear, Uabba and Kilparney faults, and interpreted splays.

The results are considered exciting as the ground has never seen any previous exploration undertaken and is located only 2km along shear from AGC's Achilles discovery.

The North Achilles project (southern Cobar Basin, NSW - **Figure 5**) is located immediately adjacent to tenements held by Australian Gold and Copper Ltd (ASX:AGC) and approximately 2.2km north of the recent Achilles discovery. AGC have achieved outstanding drill results at Achilles including 5 metres @ 16.9g/t Au, 1,667g/t Ag, 0.4% Cu & 15% Pb + Zn (A3RC030 - AGC ASX Ann. 04.06.2024).

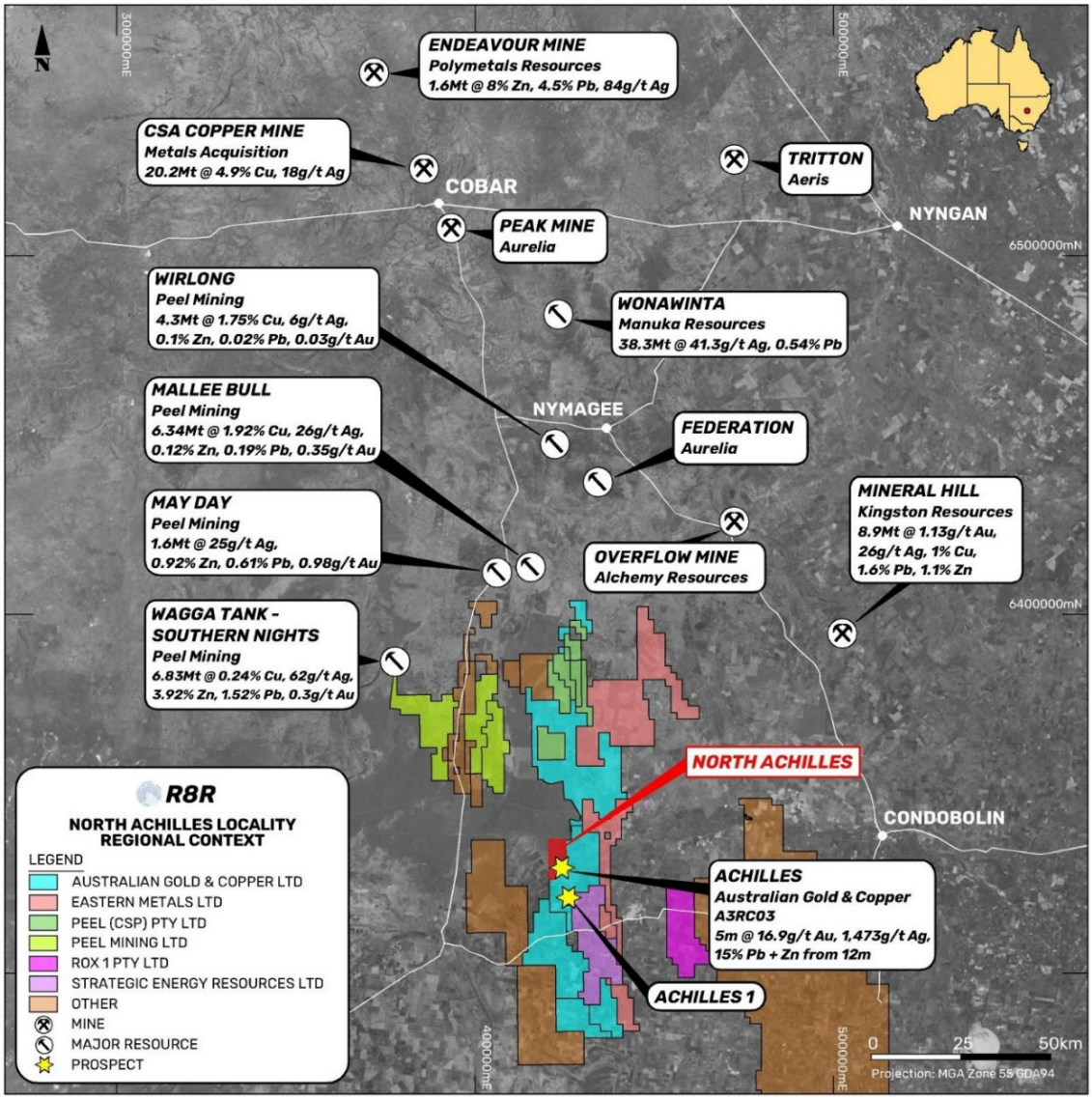

Figure 5: Regional mineral deposits, North Achilles Project

For personal use only

North Achilles ELA6755 (now EL9718 and the Achilles Shear)

The North Achilles prospect area lies along the western margin of the Rast Trough in the southern Cobar Basin. The Rast Trough is dominated by felsic volcanism with minor sediments and is bounded to the west by the Uabba Fault (**Figure 6**). While the Devonian basement that hosts mineralisation outcrops in the Achilles 3 area, the North Achilles project area is concealed by shallow Cenozoic dune fields and sediments of the Woorinen Formation (**Figure 8**). This cover renders surface geochemical sampling, which has been integral to the discovery of the Achilles prospects and many other deposits in the Cobar region, ineffective. As a result, the tenement area has seen very little historic exploration and remains effectively unexplored.

The North Achilles tenement application area overlies the northernmost extent of the Achilles Shear, near the convergence of Uabba and Kilparney Fault (**Figure 6**). The Achilles Shear is a 15 km long structure that has been interpreted as a southern, along-strike equivalent of the Rookery Fault system which controls the distribution of the central Cobar district polymetallic deposits at Hera and Peak (AGC Prospectus, 2021).

Magnetic imagery outlines the complex geology of the Rast Trough to the east, including strongly magnetic ~N-S features, interpreted as pyrrhotite-bearing rhyolite sill complexes, one of which follows the eastern margin of the Achilles Shear (**Figure 7**).

This highly magnetic unit lies immediately to the east of the high grade mineralisation located at Achilles earlier this year by AGC and may act as a rheological control on the location of the mineralisation. This magnetic imagery shows the continuation of this feature and the Achilles shear onto ELA6755 (**Figure 9**) and provides an immediate search space for R8R to focus initial exploration on.

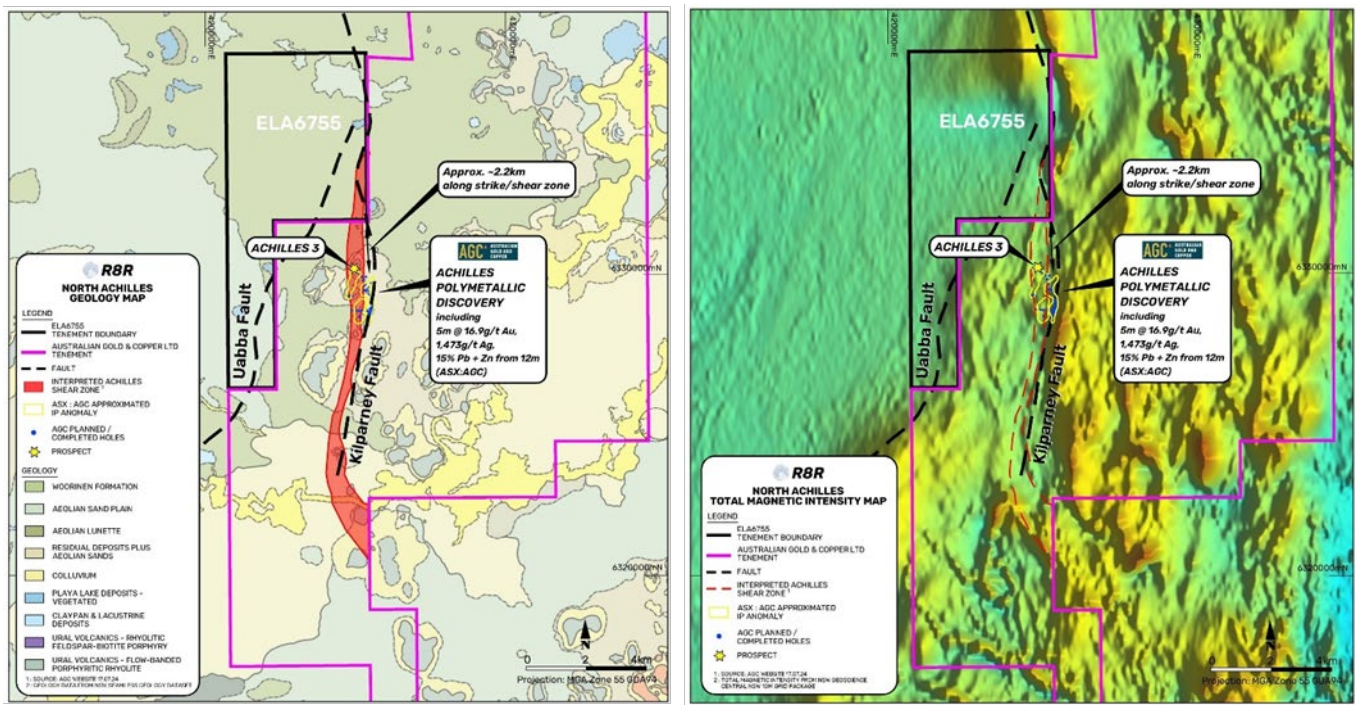

Figure 6: Local Geology and Total Magnetic Intensity (NSW Geoscience Central NSW 10m Grid Package), North Achilles Project

Exploration planning was completed during the period, including initial stakeholder engagement and land access negotiations with local landholders that represents a key milestone to enable exploration to proceed. Exploration activities commenced in Q1 2025 which include high-resolution magnetics survey and possible further airborne or ground-based geophysical surveys.

Recently a drone magnetic survey of the tenement was completed along with structural interpretation. Challenges associated with geophysical deliverables that contained significant noise from the service provider meant that the Company spent significant efforts to reprocess the data. The Land Access agreement has been executed with the landholder, initial landholder consultation and site reconnaissance has been completed in

September 2025. The Company is planning an initial soil geochemistry program to be executed in the coming months.

East Ponton Drilling Confirms Mulga Rocks-style Mineralising System

During the period the Company completed its maiden drilling program at the Company's East Ponton project (**Figure 7**). The drill program was undertaken at the Hatlifter paleochannel-hosted Ni-Co target and Grasshopper REE-Nb carbonatite prospect.

The Hatlifter Ni-Co-Au prospect was identified by Regener8 during a geological review of historic drill results from the East Ponton area (**Figure 9**). Hatlifter shares many geological similarities to the polymetallic Mulga Rocks project owned by Deep Yellow Ltd (ASX:DYL) (ASX Announcement 11.10.2024) and is located within the same paleochannel system, approximately 80km down-channel (ASX Announcement 11 October 2024).

Regener8s' drilling program included 8 AC drillholes for 529m undertaken at Hatlifter. Drillholes were designed to both follow up historic results by twinning the historic drillholes, and to extend mineralisation laterally within the paleochannel.

For personal use only

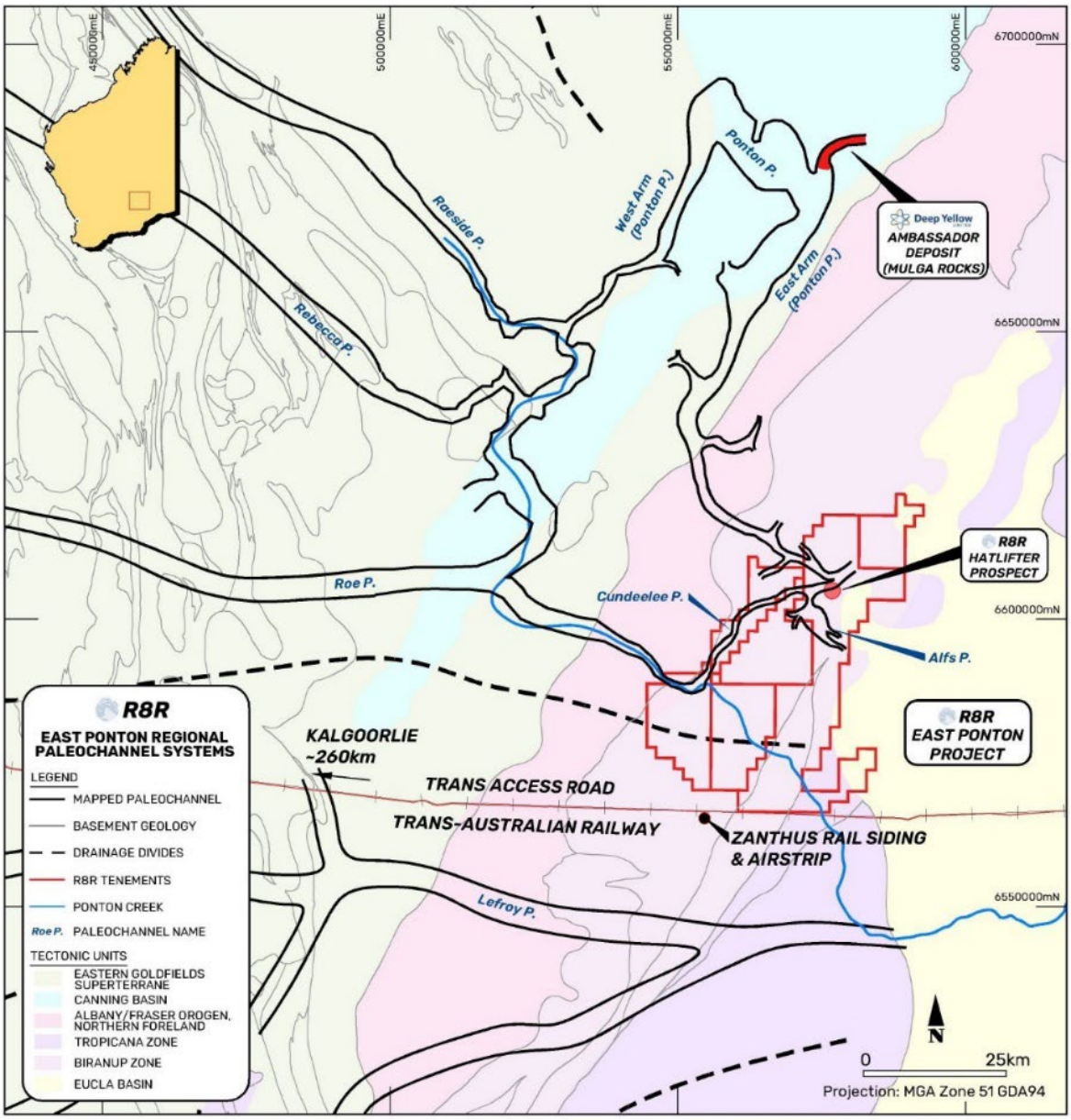

Figure 7: Regener8's East Ponton project tenement area overlain on mapped paleochannels and basement geology (ASX Announcement 11.10.2024)

For personal use only

Up to 20m of reduced black sands and muds interpreted as Eocene paleochannel fill sediments were intercepted from c. 40m depth in most drillholes as anticipated, with shallow basement intercepted in a single hole (EPAC007). Variable amounts of sulphide were observed, both as large chips, nodules and fine mud throughout the intervals of reduced sediments (**Figure 10**).

Figure 8: Typical example sulfide nodules from sieved sample at Hatlifter

Au and Ni-Co mineralisation was intercepted at or near the base of the paleochannel, with individual metre assays returning up to 0.53 g/t Au and 1205ppm Ni (**Table 1 and Figure 6**).

Table 1: Au (>0.1 g/t), Ni (>500ppm Ni) and Co intercepts from East Ponton Phase 1 drilling

	Drillhole	From (m)	Interval (m)	Au (ppm)	Ni (ppm)	Co (ppm)
Au	EPAC001	36	1	0.29		
		38	1	0.14		
	EPAC003	40	4	0.16		
	EPAC006	60	15	0.25		
	incl.	72	2	0.53		
Ni-Co	EPAC001	62	1		801	508
	EPAC003	60	5		828	468
	incl.	60	1		1205	681
	EPAC009	59	3		833	466

For personal use only

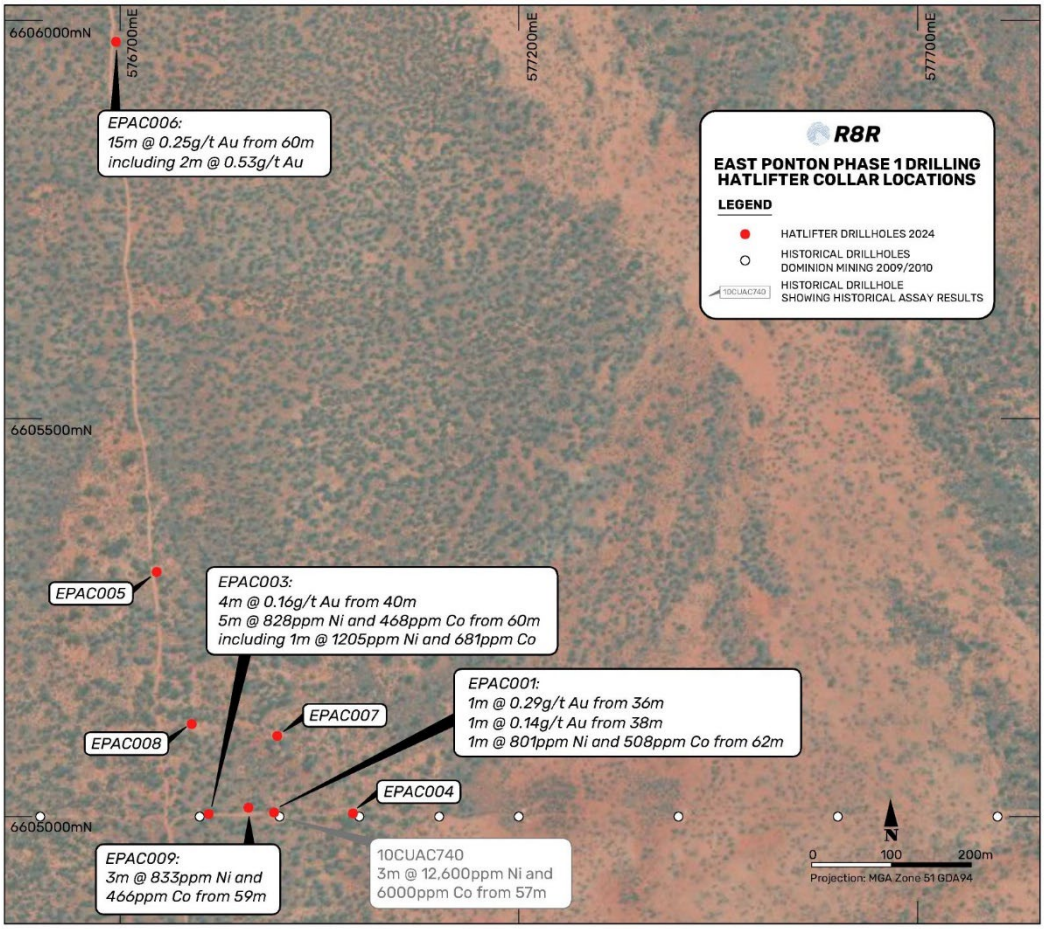

Figure 9: Hatlifter Phase 1 drilling collar locations (red) with historical drillholes (white)

Petrographic study of sulphide chips obtained from the drilling at Hatlifter has determined millerite [(Ni, Co, Fe)S_2] to be the dominant host of Ni and Co (**Figure 9**). In examined chips, the millerite is intergrown with framboidal diagenetic pyrite, forming both large competent chips as well as fine-grained sulphidic mud within the reduced paleochannel sediments.



Figure 10: (right) Sulphide chip retrieved from Hatlifter drilling (c. 2cm diameter) and backscatter electron image of intergrown, fine-grained millerite and pyrite. Sample taken from drillhole EPAC003 between the 41-42m interval.

The drilling program confirmed Hatlifter as a Mulga Rock-style mineralising system, with preliminary results suggested it to be polymetallic (Ni-Co-Au) dominant, with no significant uranium intercepted. The assay results combined with mineralogical study support Regener8's exploration rationale that Hatlifter could represent a significant accumulation of Ni and Co within diagenetic sulphides, that like those reported from Mulga Rocks (ASX Announcement 11.10.2024) could be amenable to simple leaching.

Multiple attempts were made through twinning and step out drillholes to replicate the high-grade Ni and Co intercepted within the historic 10CUAC740 drillhole (ASX announcement 19.09.2023). Overall, the returned Ni and Co assays from Regener8's drilling were significantly lower in grade than those intercepted in historic drilling by Dominion Mining, however the reason for this is unclear.

Conversely, the gold mineralisation intercepted in the northern hole EPAC006 was significantly wider and higher grade than previous intercepts at Hatlifter. This is interesting in a conventional paleochannel-hosted Au context, and particularly relevant to the local setting, with significant paleochannel-hosted Au mineralisation intercepted elsewhere in the local Albany Fraser region such as at the Themis Prospect (c. 80km south), with intervals up to 16m @ 6.69g/t Au encountered in recent drilling (Rumble Resources ASX Announcement 06.10.2020). As well as providing a new target, the presence of significant paleochannel-hosted Au in the Hatlifter area may also be indicative of a nearby primary source.

Grasshopper results

The East Ponton Phase 1 drilling program tested the Grasshopper REE-Nb carbonatite prospect. Historical drilling by Anglo Gold Ashanti in 2013 highlighted numerous REE anomalies coincident with magnetic features interpreted as an intrusive complex. The Company's magnetic inversion modelling indicated that historical drilling did not intersect the magnetic features, with the prospect remaining effectively untested (ASX Announcement 26.10.2023).

Regener8 undertook two slimline RC holes for 191m at the Grasshopper target, designed to both follow up historic results, and to test a modelled magnetic anomaly (**Figure 11**).

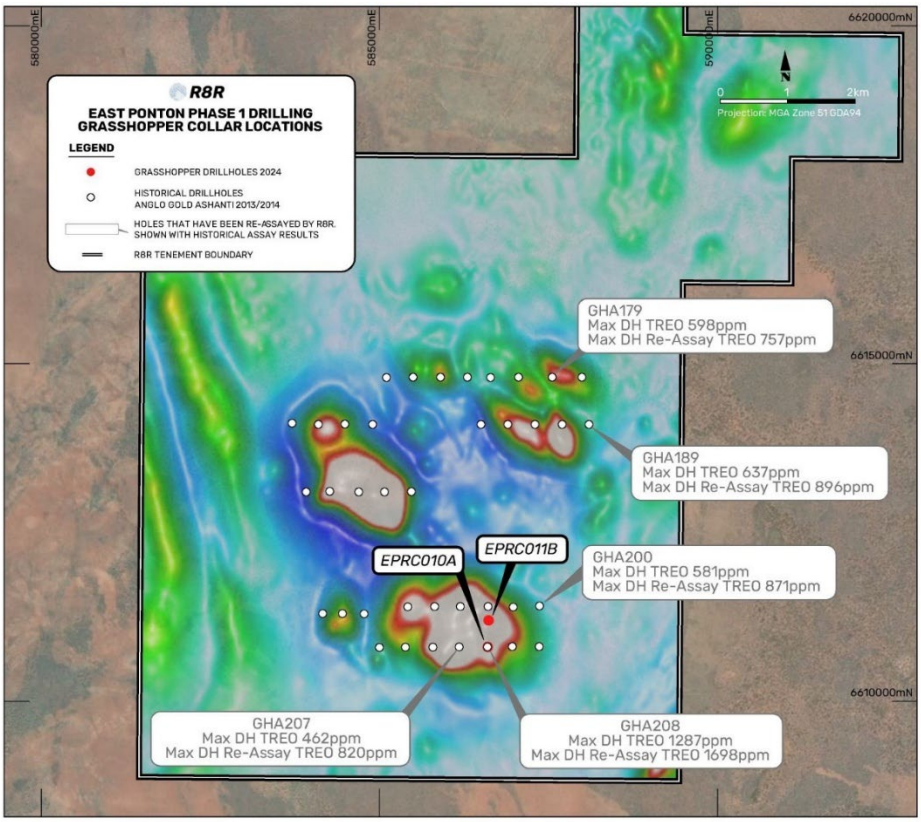

Figure 11: Grasshopper Phase 1 drilling collar locations with historical results overlain with TMI (ASX Announcement 26.10.2023)

Significant difficulty was encountered during drilling with loose, running sands in the transported cover and hard basement rock proving challenging to effectively drill.

Basement drilling intercepted fine-grained amphibolites, quartzites and gneisses. Target depths were not reached, and although minor magnetite-bearing meta-sedimentary units were encountered, it does not appear that magnetic bodies giving rise to the strong magnetic anomalies were intersected. Therefore, the magnetic anomalies are still to be effectively tested. No significant assay results were returned.

For personal use only

For personal use only

Tenure Prioritisation

Based on the comprehensive review of the project and Phase 1 drill campaign, Regener8 considers its North Achilles project in South Cobar NSW, which is adjacent and along shear from Australian Gold and Copper's (**AGC**) high grade, polymetallic Achilles discovery, as a more compelling near-term prospect for value addition to the Company.

Therefore, Regener8 advised that it would not proceed with exercising the option of the Seven Sisters and Grasshopper tenements with Beau Resources Pty Ltd (ASX Announcement 06.07.2023) and reduce the Company's tenement position to its tenure on the Hatlifter prospect. This enables the Company to retain holding over what it considers the most prospective ground for a polymetallic Mulga Rocks-style deposit, should nickel and cobalt commodity prices improve along with anomalous gold in paleochannel targets.

Kookynie Gold Project

Subsequent to the year end, Regener8 advised the execution of a binding sale and purchase agreement with ASX-listed GoldArc Resources Limited (ASX:GA8) ("**GoldArc**") whereby the Company has conditionally agreed to sell its 100% interest in the prospecting licences P40/1506, P40/1513, P40/1515, P40/1516, P40/1517, P40/1518 and P40/1536 that comprise the Kookynie Gold Project for total consideration of $2.5 million ("**Agreement**").

The Agreement provides for R8R to receive total consideration of $2.5 million comprising $1.5 million in GoldArc shares and a further $1.0 million in contingent consideration.

The sale of the Kookynie Gold Project is subject to a number of conditions precedent, including GoldArc obtaining shareholder approval for the issue of the Consideration Shares and Contingent Considerations by 30 September 2026, a waiver from Listing Rule 7.3.4 to issue the Contingent Consideration Shares more than three months after the date the resolutions are passed, and any other regulatory or third-party approvals required to complete the Transaction.

The divestment of R8R's non-core gold assets will enable it to focus its financial and management resources on its 100% owned Srebrenica North Project in Bosnia and Herzegovina where the Company has recently completed an initial soil sampling program over the Zanik and Chaush prospects on the Dolovi Tenement

CORPORATE

Capital Raising Activities

The Company advised in March 2026 that the successful completion of a Placement to advance the Srebrenica North Project had raised a total of $800,000 (before costs) through a placement of 8 million new shares to professional and sophisticated investors at an issue price of $0.10 per share. The shares were allotted on 12 March 2026.

The Company offered eligible shareholders the opportunity to participate in a non-renounceable pro-rata entitlement offer on the basis of one (1) new share for every two (2) shares held at the record date at an issue price of $0.10 per share. The Entitlement Offer, which closed on 1 May 2026, received strong support from its shareholders and $1,415,158.20 was raised.

The funds raised from both the Placement and Entitlement Offer are intended to be used primarily for Srebrenica North due diligence and exploration, value adding exploration to existing projects, and for general working capital.

Management Changes

Subsequent to the period, the Company advised the appointment of Mr Dave Malesic as Managing Director and CEO effective 1 September 2026.

Dave (Dejvi) Malesic is a resources executive with more than 20 years' experience across the mining, energy and infrastructure sectors, including senior leadership roles with Fortescue, South32 and Chevron. Mr Malesic has extensive experience in technical and commercial due diligence, mineral asset evaluation, project development, capital allocation and strategic portfolio management, spanning early-stage opportunities through to project development and execution. More recently, his focus has included identifying and evaluating mineral opportunities throughout the Balkans and broader Europe.

Born in Montenegro and educated in Australia, Mr Malesic is fluent in Serbian and combines international resources experience with first-hand regional knowledge relevant to the Company's strategy in Bosnia and Herzegovina and the

broader Balkans. He holds a Bachelor of Engineering from The University of Western Australia and postgraduate qualifications in data analytics from UNSW.

The appointment of Mr Malesic follows the leadership transition from Mr Stephen Foley who led the Company as Managing Director through its IPO in 2022 until his departure on 16 September 2026. Mr Foley and the Board agreed in June 2026, that it was an appropriate time for a leadership transition and accordingly, Mr Foley provided his requisite three months' notice. To ensure a smooth and orderly transition, Mr Foley agreed to remain available to the Board and the in-country team until a successor was appointed.

MATERIAL BUSINESS RISK

The Group makes every effort to identify materials risks and to manage these effectively. This section does not attempt to provide an exhaustive list of risks faced by the Group or by investors in the Group, nor are they in order of significance. Actual events may be different to those described.

The Board aims to manage these risks by carefully planning its activities and implementing risk control measures. Some of the risks are, however, highly unpredictable and the extent to which the Board can effectively manage them is limited.

Exploration and evaluation risks

The Tenements of the Company are at an early stage of exploration, and potential investors should understand that mineral exploration and development are high-risk undertakings. There can be no assurance that exploration of these Tenements, or any other tenements that may be acquired in the future, will result in the discovery of an economic ore deposit. Even if an apparently viable deposit is identified, there is no guarantee that it can be economically exploited.

The future exploration activities of the Company may be affected by a range of factors including geological conditions, limitations on activities due to seasonal weather patterns, unanticipated operational and technical difficulties, industrial and environmental accidents, changing government regulations and many other factors beyond the control of the Company.

This is managed where possible by the employment of competent personnel and reputable consultants with the relevant skills and experience to deal with these issues, extensive technical analysis and planning, and undertaking field exploration activities during more favourable seasonal weather patterns.

Operations in Foreign Jurisdictions

The Group operates in foreign jurisdictions, specifically in Bosnia and Herzegovina. The Company's projects are exposed to various risks, including the potential for unfavourable political and economic changes, fluctuations and controls related to foreign currency, civil unrest, political upheavals, or conflicts. Furthermore, unforeseen events can curtail or interrupt operations on these properties, restrict capital movement, or lead to increased taxation. The Company remains proactive and closely monitors the political and economic landscapes of the jurisdictions in which it operates.

Native Title and Aboriginal heritage and Access to Tenure

There is a substantial level of regulation and restriction on the ability of exploration and mining companies to have access to land in Australia. Negotiations with both Native Title and landowners/occupiers are generally required before the Company can access land for exploration or mining activities. Further, activities can be restricted by the Aboriginal heritage sites that may be present. Inability to access, or delays experienced in accessing the land, may adversely impact on the Company's activities.

If native title rights do exist the ability of the Company to gain access to tenements (through obtaining consent of the native title claimants or holders, or any relevant landowners as applicable), or to progress from the exploration phase to the development and mining phases of operations may be adversely affected.

The Company contacts relevant stakeholders prior to commencing activities as per requirements of regulations, guidelines and codes of practice. Heritage surveys are undertaken as required in accordance with regulations and agreements to ensure positive working relationships with key stakeholders are maintained.

For personal use only

For personal use only

Reliance on key personnel

The Company's future depends, in part, on its ability to attract and retain key personnel. It may not be able to hire and retain such personnel at compensation levels consistent with its existing compensation and salary structure. Its future also depends on the continued contributions of its executive management team and other key management and technical personnel, the loss of whose services would be difficult to replace. In addition, the inability to continue to attract appropriately qualified personnel could have a material adverse effect on the Company's business. The Company remunerates and incentivises at appropriate market rates to reduce the risk of losing key personnel.

Commodity price volatility and exchange rate risks

If the Company achieves success leading to mineral production, the revenue it will derive through the sale of product exposes the potential income of the Company to commodity price and exchange rate risks. Commodity prices fluctuate and are affected by many factors beyond the control of the Company. Such factors include supply and demand fluctuations for precious and base metals, technological advancements, forward selling activities and other macro-economic factors.

Furthermore, international prices of various commodities are denominated in United States dollars, whereas the income and expenditure of the Company will be taken into account in Australian currency, exposing the Company to the fluctuations and volatility of the rate of exchange between the United States dollar and the Australian dollar as determined in international markets.

Inherent exploration and mining risks

The Company's business operations are subject to risks and hazards inherent in the mining industry. The exploration for and the development of mineral deposits involves significant risks, including: environmental hazards; industrial accidents; metallurgical and other processing problems; unusual or unexpected rock formations; structure cave-in or slides; flooding; fires and interruption due to inclement or hazardous weather conditions. These risks could result in damage to, or destruction of, mineral properties, production facilities or other properties, personal injury or death, environmental damage, delays in mining, increased production costs, monetary losses and possible legal liability.

Whether income will result from projects undergoing exploration and development programs depends on the successful establishment of mining operations. Factors including costs, actual mineralisation, consistency and reliability of ore grades and commodity prices affect successful project development.

This is managed where possible by the employment of competent personnel and reputable consultants with the relevant skills and experience to deal with these issues, extensive technical analysis and planning, and undertaking field exploration activities during more favourable seasonal weather patterns.

Future capital requirements

The Company's continued ability to operate its business and effectively implement its business plan over time will depend in part on its ability to raise additional funds for future operations. There is a risk that Regener8 may not be able to access equity or debt capital markets to support its business objectives. Management and the Board constantly monitor and optimise non-discretionary expenditure and critically assess discretionary spend to ensure alignment with strategy. Cash flow forecasts are reviewed approximately monthly in order to assess future funding requirements and the optimal time and methods to access capital when required.

Economic

General economic conditions, introduction of tax reform, new legislation, movements in interest rates, inflation and currency exchange rates may have an adverse effect on the Company's exploration, development and production activities, as well as on its ability to fund those activities.

Competent Persons' Statements:

The information in this announcement that relates to the current and historical exploration results for the Srebrenica North Ag-Cu-Zn-Pb Projects is an accurate representation of the available data and studies for the project compiled by Mr Mladen Stevanovic, who is a Fellow of the Australian Institute of Mining and Metallurgy (FAusIMM (CP) – 333579). Mr Stevanovic is engaged as Regional Exploration Manager of the Company. Mr Stevanovic has sufficient experience which is relevant to the style of mineralisation and type of deposit under consideration and to the activity being undertaken to qualify as a Competent Person as defined in the 2012 Edition of the 'Australasian Code for Reporting of Exploration Results, Mineral Resources and Ore Reserves'. Mr Stevanovic notes that the information in

the market announcement is an accurate representation of the available data and studies for the acquired projects and states the following cautionary note related to the reported Exploration Results. Mr Stevanovic consents to the disclosure of the information in this report in the form and context in which it appears. The information in this announcement that relates to previously reported Exploration Results was previously announced in the Company's announcement dated 31 March 2026, where relevant and applicable. The Company confirms that it is not aware of any new information or data that materially affects the information included in the original announcements.

Other information in this release that relates to Exploration Results is based on information reviewed by Mr Nicholas Walker of Newexco Exploration Pty Ltd. Mr Walker is engaged by Regener8 Resources NL as an independent consultant. Mr Walker has sufficient experience which is relevant to the style of mineralisation and type of deposit under consideration and to the activity being undertaken to qualify as a Competent Person as defined in the 2012 Edition of the 'Australasian Code for Reporting of Exploration Results, Mineral Resources and Ore Reserves'. Mr Walker is a Member of AIG. Mr Walker consents to the inclusion in this release of the matters based on his information in the form and context in which it appears.

The Company confirms that all material assumptions and technical parameters underpinning the exploration results in this report continue to apply and have not materially changed. The Company is not aware of any new information or data that materially affects the information included in this report.

Tenement Schedule as at 30 June 2026

Tenement	Registered Holder	% Held	Grant Date	Expiry Date	Area
P40/1506	Regener8 Resources NL	100	03/02/2021	02/02/2029	94.07 Ha
P40/1513	Regener8 Resources NL	100	03/12/2020	02/12/2028	9.71 Ha
P40/1515	Regener8 Resources NL	100	03/02/2021	02/02/2029	182.64 Ha
P40/1516	Regener8 Resources NL	100	03/02/2021	02/02/2029	127.67 Ha
P40/1517	Regener8 Resources NL	100	03/02/2021	02/02/2029	102.82 Ha
P40/1518	Regener8 Resources NL	100	03/12/2020	02/12/2028	24.78 Ha
P40/1492	Regener8 Resources NL	100	04/07/2019	03/07/2027	184.00 Ha
EL9718	Regener8 Resources NL	100	07/11/2024	07/11/2030	12 SB
"Dolovi"	Orichalcum d.o.o.	100	02/12/2025	02/12/2028	25 km^2
"Vagan"	Orichalcum d.o.o.	100	24/10/2024	24/10/2027	49.25 km^2

DIRECTORS

The names of Directors who held office during the period and up to the date of signing this report, unless otherwise stated are:

Dave Malesic	Managing Director & CEO– appointed 1 September 2026
Stephen Foley	Managing Director – held until 1 September 2026
Robert Boston	Non-Executive Chairman
Petar Tomašević	Non-Executive Director

PRINCIPAL ACTIVITIES

The activities of the Company and its subsidiaries during the period ended 30 June 2026 was to explore mineral tenements in Bosnia-Herzegovina and Australia (New South Wales & Western Australia).

DIVIDENDS

No dividends have been declared, provided for, or paid in respect of the financial period ended 30 June 2026 (30 June 2025:Nil).

For personal use only

For personal use only

FINANCIAL SUMMARY

The Group made a net loss after tax of $816,165 for the financial period ended 30 June 2026 (30 June 2025: $2,219,152). At 30 June 2026, the Group had net assets of $4,706,784 (30 June 2025: $2,552,177) and cash and cash equivalents of $1,933,205 (30 June 2025: $585,962).

SIGNIFICANT CHANGES IN THE STATE OF AFFAIRS

The significant changes in the state of affairs of the Entity during the financial period and to the date of this report are set out in the review of operations above.

EVENTS SUBSEQUENT TO END OF THE REPORTING PERIOD

Subsequent to the end of the reporting period:

- On 3 August 2026, the Company issued 14,587,180 shares as a placement of shares comprising the shortfall to the Rights Entitlement issue.
- On 6 August 2026, Regener8 announced it had entered into a binding agreement to divest its 100% interest in the Kookynie Gold Project to GoldArc Resources Limited (ASX: GA8) for total consideration of A$2.5 million, comprising A$1.5 million in GoldArc shares and up to A$1.0 million in contingent consideration linked to future resource milestones.
- On 31 August 2026, the Company announced that Mr Craig McNab had been appointed company secretary, effective from 1 September 2026.
- On 1 September 2026, the Company announced the appointment of Mr Dave Malesic as Managing Director and Chief Executive Officer.

There have been no other events of a material nature or transaction, that have arisen since year end and the date of this report that has significantly affected, or may significantly affect, the Group's operations, the results of those operations, or its state of affairs.

INFORMATION ON DIRECTORS

The following information is current as at the date of this report.

Mr Dave Malesic	**Managing Director & CEO** (appointed 1 September 2026)
Qualifications	BE, GradDipAnalytics
Experience	Mr Malesic is a resources executive with more than 20 years' experience across the mining, energy and infrastructure sectors, including senior leadership roles with Fortescue, South32 and Chevron. Mr Malesic has extensive experience in technical and commercial due diligence, mineral asset evaluation, project development, capital allocation and strategic portfolio management, spanning early stage opportunities through to project development and execution. More recently, his focus has included identifying and evaluating mineral opportunities throughout the Balkans and broader Europe. Born in Montenegro and educated in Australia, Mr Malesic is fluent in Serbian and combines international resources experience with first-hand regional knowledge relevant to the Company's strategy in Bosnia and Herzegovina and the broader Balkans.
Equity Interests	500,000 Fully Paid Ordinary Shares
Directorships held in other ASX listed entities	No listed company directorships have been held by Mr Malesic in the previous three years.
Mr Robert Boston	**Non-Executive Chairman** (appointed 22 March 2022)
Qualifications	GraddipAppFin, B.LLB, B.Comm, DipMngt

For personal use only

Experience	Mr Boston is an experienced resources corporate executive having worked in legal, business development, strategy, marketing and commercial positions with BHP Billiton, Rio Tinto Exploration and Poseidon Nickel Limited. Robert holds a law degree having worked with a several national law firms. Robert has multi commodity expertise in particular exploration, early stage resource development, M&A, joint ventures and marketing. Robert also holds a Bachelor of Commerce, Bachelor of Laws, a Post Graduate Diploma in Applied Finance (FINSIA), and a Diploma of Management.
Equity Interests	206,250 Fully Paid Ordinary Shares 600,000 Partly Paid Shares 133,334 Class A Performance Rights 133,333 Class B Performance Rights 133,333 Class C Performance Rights
Directorships held in other ASX listed entities	Former directorships: - Non-Executive Chairman – Lion Rock Minerals Limited – appointed December 2017, resigned May 2026 No other listed company directorships have been held by Mr Boston in the previous three years.
Mr Petar Tomašević	**Non-Executive Director** (appointed 22 June 2022)
Qualifications	BSc, Dip.Fin.Planning
Experience	Petar Tomašević (MBA, OLY) is an experienced executive director and investment advisor with a strong international background in the mining, finance, and corporate governance sectors. He currently serves as Executive Director and CEO of Yugo Metals Ltd (ASX: YUG), where he plays a key role in driving the company's strategic development and advancing exploration projects focused on critical battery and technology metals across Europe. He is also the Founder and Director of Vert Capital, a boutique investment and corporate advisory firm based in Perth, Australia. Through Vert Capital, he provides strategic advisory, capital raising, and investment services to high-net-worth individuals and both private and ASX-listed companies. Prior to his senior leadership roles, he gained valuable experience in financial advisory and capital markets, working as a Financial Advisor and Account Manager within established Australian financial services and corporate advisory firms. In addition to his business career, Mr. Tomašević is a former professional water polo player and Olympian. He competed at the highest level across Europe and represented both Serbia and France internationally. He participated in the 2016 Rio de Janeiro Olympic Games as a member of the French national team. His sporting career has strongly influenced his leadership style, fostering resilience, discipline, and the ability to perform under pressure. He holds a Master of Business Administration (MBA) with a specialization in Project Management from Edith Cowan University, as well as a Diploma of Financial Planning from Kaplan Professional. Petar Tomašević holds Australian, French, and Montenegrin citizenship and is actively engaged in strengthening business ties between Europe and Australia.
Equity Interests	66,666 Class A Performance Rights 66,667 Class B Performance Rights 66,667 Class C Performance Rights
Directorships held in other ASX listed entities	Current directorships: - Non-Executive Director – American Uranium Limited – appointed May 2020 - CEO and Executive Director – Yugo Metals Limited – appointed August 2023

	- Non-Executive Director – Ragusa Minerals – appointed March 2026 No other listed company directorships have been held by Mr Tomašević in the previous three years.
Mr Stephen Foley	**Managing Director** (appointed 24 November 2021, ceased acting as Managing Director on 1 September 2026 and remained engaged until 16 September 2026)
Qualifications	FIEAust, CPEng, NER, IntPE, BEng, GAICD
Experience	Mr Foley is a chartered professional engineer and Fellow of Engineers Australia (FIEAust) with substantial experience across mining and resources, infrastructure, commercial, transport, energy, and environmental sectors. Stephen has nearly a decade of gold sector experience from exploration and scoping phase through brown and greenfields studies to FID and execution, within operational, sustaining and study/ project development roles across Asia Pacific for Newmont Mining. In recent years, he has been responsible for development and investment of large-scale environmental restoration programs delivering positive social, cultural, environmental and climate outcomes in Australia. Stephen holds a Bachelor of Engineering (civil) and is a graduate of Australian Institute of Company Directors.
Equity Interests	300,000 Class A Performance Rights 300,000 Class B Performance Rights 300,000 Class C Performance Rights

Company Secretary

Mr Craig McNab, Appointed 1 September 2026

BMS, CA, FGIA

Mr McNab is a Chartered Accountant and Fellow member of the Governance Institute of Australia (Chartered Secretary) with over 15 years' experience in the resources industry and accounting profession in Australia, New Zealand and the UK. Mr McNab currently holds CFO and Company Secretary positions with various ASX listed companies.

Mr Matthew Foy, Appointed 21 February 2022, Resigned 1 September 2026

BCom, GradDipAppFin, GradDipACG, SAFin, AGIA, ACIS

Mr Foy is a professional Company Secretary and active member of Governance Institute Australia (GIA). He spent four years at the ASX facilitating the listing and compliance of companies and possesses core competencies in publicly listed company secretarial, operational and governance disciplines.

Meetings of Directors

During the financial period, five (5) meetings of Directors were held. The Directors have met regularly throughout the period in an informal capacity with a number of substantive matters being resolved via circular resolutions. Attendances by each Director during the period are shown in the table.

	Directors' Meetings	
	Number eligible to attend	**Number attended**
S Foley	5	5
R Boston	5	5
P Tomašević	5	5

Audit Committee

At the date of this report, the Company does not have a separately constituted Audit Committee as all matters normally considered by an audit committee are dealt with by the full Board.

The audit committee oversees accounting and reporting practices and is also responsible for:

- reviewing and approving statutory financial reports and all other financial information distributed externally;
- co-ordination and appraisal of the quality of the audits conducted by the external auditor;

For personal use only

- determination of the independence and effectiveness of the external auditor and assessment of whether non-audit services have the potential to impair the auditor independence;
- reviewing the adequacy of the reporting and accounting controls of the Group.

Remuneration Committee

At the date of this report, the Company does not have a separately constituted Remuneration Committee and as such, no separate committee meetings were held during the period. All resolutions made in respect of remuneration matters were dealt with by the full Board.

REMUNERATION REPORT (AUDITED)

The remuneration report is set out under the following main headings:

A. Introduction

B. Remuneration governance

C. Key management personnel

D. Remuneration and performance

E. Remuneration structure

- Executive
- Non-Executive directors

F. Executive service agreements

G. Details of remuneration

H. Share based compensation

I. Other information

This report details the nature and amount of remuneration for each Director and key management personnel of Regener8 Resources NL.

A. INTRODUCTION

The remuneration policy of the Company has been designed to align director and management objectives with shareholder and business objectives by providing a fixed remuneration component, and offering specific long-term incentives, based on key performance areas affecting the Group's financial results. Key performance areas include cash flow management, growth in share price and successful exploration and subsequent exploitation of the Group's tenements. The Company believes the remuneration policy to be appropriate and effective in its ability to attract and retain the best management and Directors to run and manage the Group, as well as create goal congruence between Directors, Executives and Shareholders.

During the period the Company did not engage remuneration consultants.

B. REMUNERATION GOVERNANCE

The Board retains overall responsibility for remuneration policies and practices of the Company. Due to the Company's size and current stage of development, the Board has not established a separate nomination and remuneration committee. This function (Remuneration Function) is performed by the Board.

At the 2025 annual general meeting, the Company's remuneration report was passed by the requisite majority of Shareholders (100% by way of poll).

The Board aims to ensure that the remuneration practices are:

- competitive and reasonable, enabling the Company to attract and retain key talent;
- aligned to the Company's strategic and business objectives and the creation of shareholder value;

For personal use only

REMUNERATION REPORT (AUDITED) (continued)

- transparent and easily understood, and
- acceptable to Shareholders.

C. KEY MANAGEMENT PERSONNEL

The key management personnel in this report are as follows:

Executive

- D Malesic (Managing Director & CEO) - appointed 1 September 2026
- S Foley (Managing Director) – appointed 24 November 2021, ceased acting as Managing Director on 1 September 2026 and remained engaged until 16 September 2026

Non-Executive Directors

- R Boston (Non-Executive Chairman) – appointed 22 March 2022
- P Tomašević (Non-Executive Director) – appointed 22 June 2022

D. REMUNERATION AND PERFORMANCE

The following table shows the gross revenue, net (losses)/profit attributable to members of the Company and share price of the Company at the end of the current year.

	30 June 2026 $	30 June 2025 $	30 June 2024 $	30 June 2023 $
Revenue from continuing operations	-	-	-	11
Net (loss)/profit attributable to members of the Company	(816,165)	(2,219,152)	(550,471)	(474,946)
Share price	$0.115	$0.135	$0.10	$0.16

E. REMUNERATION STRUCTURE

Executive remuneration structure

The Board's policy for determining the nature and amount of remuneration for senior executives of the Group is as follows. The remuneration policy, setting the terms and conditions for executive directors and other senior executives, was developed and approved by the Board. All executives receive a base salary (which is based on factors such as length of service and experience), superannuation, fringe benefits, options and performance incentives. The Board reviews executive packages annually by reference to the Group's performance, executive performance, and comparable information from industry sectors and other listed companies in similar industries.

Executives are also entitled to participate in the employee share option and performance rights plans. If an executive is invited to participate in an employee share option or performance rights plan arrangement, the issue and vesting of any equity securities will be dependent on performance conditions relating to the executive's role in the Group and/or a tenure-based milestone.

The employees of the Group receive a superannuation guarantee contribution required by the Government, which for the period ended 30 June 2026 is 12%, they do not receive any other retirement benefits.

Non-Executive remuneration structure

In line with corporate governance principles, Non-Executive Directors of the Company are remunerated primarily by way of fees and statutory superannuation. Non-Executive Directors fees are set at the lower end of market rates for comparable companies for time, responsibilities and commitments associated with the proper discharge of their duties as members of the Board. As the fees are set at the lower end of market rates, Non-Executive Directors are able to participate in the employee share option or performance rights plans.

For personal use only

For personal use only

REMUNERATION REPORT (AUDITED) (continued)

Non-Executive Directors' fees and payments are reviewed annually by the Board. For the period ended 30 June 2026, remuneration for a Non-Executive Director/Chairman ranged between $36,000 to $60,000 per annum exclusive of superannuation. There are no termination or retirement benefits paid to Non-Executive Directors (other than statutory superannuation). The maximum aggregate amount of fees that can be paid to Non-Executive Directors is $500,000 per annum.

In order to align their interests with those of shareholders, the Non-Executive Directors are encouraged to hold shares in the Company.

F. EXECUTIVE SERVICE AGREEMENTS

Remuneration and other terms of employment for directors and key management personnel are formalised in service agreements. The service agreements specify the components of remuneration, benefits and notice periods. Participation in the share and performance rights plans are subject to the Board's discretion. Other major provisions of the agreements relating to remuneration are set out below. Termination benefits are within the limits set by the *Corporations Act 2001* such that they do not require shareholder approval.

The Company has entered into a consultant services agreement with Collective Logic Pty Ltd and Stephen Foley, pursuant to which Mr Foley has been appointed as Managing Director of the Company. Mr Foley agrees to devote such number of hours as necessary to satisfactorily perform his role as Managing Director of the Company, which hours are to be no less than three days per week. A fee of $1,000 per day (plus GST) will be payable.

Name	Effective date	Term of agreement	Notice period	Base salary per annum	Superannuation	Termination payments
Stephen Foley	6-Jul-22	16-Sep-26	3 months	$ 156,000	11.5%	6 months

G. DETAILS OF REMUNERATION

Remuneration of the Directors for the 2026 financial period is set out below:

	Short-term benefits				Post-employment benefits		Share based payments	Total
	Director fees / salaries	Consulting fees	Other benefits	Annual leave	Super-annuation	Termin-ation	Performance Rights	
	$	$	$	$	$	$	$	$
Executive Directors								
S Foley	166,000	-	1,800	-	-	-	28,428	196,228
Non-Executive Directors								
R Boston	67,200	25,000	-	-	-	-	12,635	104,835
P Tomašević	40,320	-	-	-	-	-	6,317	46,637
Total	273,520	25,000	1,800	-	-	-	47,380	347,700

The following table sets out each Key Management Personnel's (KMP) relevant interest in fully paid ordinary shares and options to acquire shares in the Company, as at 30 June 2026:

Name	Fully paid ordinary shares	Partly paid ordinary shares	Options	Performance Rights A	Performance Rights B	Performance Rights C
S Foley	-	-	-	300,000	300,000	300,000
R Boston	206,250	600,000	-	133,334	133,333	133,333
P Tomašević	-	-	-	66,666	66,667	66,667

REMUNERATION REPORT (AUDITED) (continued)

Remuneration of the Directors for the 2025 financial period is set out below:

	Short-term benefits				Post-employment benefits		Share based payments	Total
	Director fees / salaries	Consulting fees	Other benefits	Annual leave	Super-annuation	Termin-ation	Performance Rights	
	$	$	$	$	$	$	$	$
Executive Directors								
S Foley	173,400	-	1,800	-	-	-	28,428	203,628
Non-Executive Directors								
R Boston	66,900	-	-	-	-	-	12,635	79,535
P Tomašević	40,140	-	-	-	-	-	6,317	46,457
Total	280,440	-	1,800	-	-	-	47,380	329,620

H. SHARE BASED COMPENSATION

Performance rights

For the year ended 30 June 2026, the following performance rights were granted, on issue, vested and/or lapsed to KMP:

Grant date	Grant value [1] $	Number	Number of vested during the period	Number cancelled during the period	Expense recognised during the period $	Maximum value yet to expense $
S Foley – *Managing Director*						
23-Jun-22	143,153	900,000	-	-	28,428	28,812
R Boston - *Non-Executive Director*						
23-Jun-22	63,624	400,000	-	-	12,635	12,808
P Tomašević – *Non-Executive Director*						
23-Jun-22	31,812	200,000	-	-	6,317	6,404

1 *The value of performance rights is calculated as the fair value of the rights at grant date and allocated to remuneration equally over the period from grant date to expected vesting date.*

The performance rights were split equally across three tranches and will convert into Shares on a 1:1 basis subject to the satisfaction of any of the Milestone as set out below:

Class A Performance Rights vesting upon the later of the date that the Shares have a 20-day VWAP of at least $0.30 and the date that is 12 months after ASX admission date;

Class B Performance Rights vesting upon the later of the date that the Shares have a 20-day VWAP of at least $0.40 and the date that is 24 months after ASX admission date; and

Class C Performance Rights vesting upon the later of the date that the Shares have a 20-day VWAP of at least $0.50 and the date that is 36 months after ASX admission date.

For personal use only

REMUNERATION REPORT (AUDITED) (continued)

Key inputs used in the fair value calculation of the performance rights were as follows:

Inputs	Class A	Class B	Class C
Number of performance rights	500,000	500,000	500,000
Share price at issue date	$0.20	$0.20	$0.20
Exercise price	$nil	$nil	$nil
Share price targets	$0.30	$0.40	$0.50
Consecutive days price must remain above target	20 days	20 days	20 days
Term	5 years	5 years	5 years
Performance measurement	5 years	5 years	5 years
Volatility	100%	100%	100%
Risk free rate	2.00%	2.00%	2.00%
Dividend Yield	-	-	-
Fair value	$0.1545	$0.1606	$0.1621
Total fair value	**$77,250**	**$80,313**	**$81,026**
Model	Hybrid ESO Model	Hybrid ESO Model	Hybrid ESO Model
Vesting conditions	12 months	24 months	36 months

Relative proportions of fixed vs variable remuneration expense

The following table shows the relative proportions of remuneration that are linked to performance and those that are fixed, based on the amounts disclosed as statutory remuneration expense for the 2026 financial period:

	Fixed remuneration	At risk Short-term Incentive	At risk Long-term Incentive	Fixed remuneration	At risk Short-term Incentive	At risk Long-term Incentive
	2026			2025		
Executives – Current						
S Foley	86%	-	14%	86%	-	14%
Non-Executive Directors – Current						
R Boston	88%	-	12%	84%	-	16%
P Tomašević	86%	-	14%	86%	-	14%

Reconciliation of equity instruments held by KMP

The following table sets out a reconciliation of each KMP's relevant interest in ordinary shares and options to acquire shares in the Company:

	Balance at year start	Granted	Acquired	Exercised/ Vested	Lapsed	Balance at year end
Executive Directors						
S Foley						
Performance Rights	900,000	-	-	-	-	900,000

For personal use only

REMUNERATION REPORT (AUDITED) (continued)

	Balance at year start	Granted	Acquired	Exercised/ Vested	Lapsed	Balance at year end
Non-Executive Directors						
R Boston						
Fully paid ordinary shares	206,250	-	-	-	-	206,250
Partly paid ordinary shares	600,000	-	-	-	-	600,000
Performance Rights	400,000	-	-	-	-	400,000
P Tomašević						
Performance Rights	200,000	-	-	-	-	200,000

None of the fully paid ordinary shares above are held nominally by the Directors or any other KMP.

I. OTHER INFORMATION

Payment of fees

- Mr Stephen Foley, Managing Director, is a Director of Collective Logic Pty Ltd which received Mr Foley's Director fees during the period. At year end the Company had an outstanding payable $16,665 (ex GST) (30 June 2025: $13,150 (ex GST)).
- Mr Robert Boston, Non-Executive Director, is a Director of RAB Nominees Pty Ltd ATFT RAB Family Trust which received Mr Boston's Director fees during the year. At year end the Company had an outstanding payable $6,100 (ex GST) (30 June 2025: $5,575).
- Mr Petar Tomašević, Non-Executive Director, is a Director of Cattaro Capital Partners Pty Ltd which received Mr Tomašević's Director fees during the year. At year end the Company had an outstanding payable $3,696 (ex GST) (30 June 2025: $3,345).

Unissued ordinary shares

Unissued ordinary shares that may be issued upon the vesting and conversion of performance rights at the date of this report total 3,200,000 and are comprised as follows:

- Performance rights issued to Directors and consultants 1,700,000
- Performance rights issued to vendors 1,500,000

Performance rights are subject to various performance milestones.

This concludes the Remuneration Report which has been audited.

ENVIRONMENTAL REGULATIONS

The Company's policy is to comply with, or exceed, its environmental obligations in each jurisdiction in which it operates. No known environmental breaches have occurred.

INDEMNIFYING OFFICERS

During the financial period, the Company paid a premium in respect of a policy insuring the Company's Directors, Secretaries, Executive Officers and any related body corporate against a liability incurred as such a Director, Secretary or Officer to the extent permitted by the *Corporations Act 2001*. The policy of insurance prohibits disclosure of the nature of the liability and the amount of the premium. The Company has entered into Deeds of Indemnity, Insurance and Access with the Company's Directors, Secretary and Executive Officers.

For personal use only

The Company has not otherwise, during or since the end of the financial year, except to the extent permitted by law, indemnified or agreed to indemnify an officer or auditor of the Company or any of the related body corporates against a liability incurred as such an officer or auditor.

PROCEEDINGS ON BEHALF OF COMPANY

No person has applied to the Court under section 237 of the *Corporations Act 2001* for leave to bring proceedings on behalf of Regener8, or to intervene in any proceedings to which the Company is a party, for the purpose of taking responsibility on behalf of Regener8 for all or part of these proceedings.

No proceedings have been brought or intervened in on behalf of Regener8 with leave of the Court under section 237 of the *Corporations Act 2001*.

ROUNDING OF AMOUNTS

The company is of a kind referred to in Corporations Instrument 2026/183, issued by the Australian Securities and Investments Commission, relating to 'rounding-off'. Amounts in this report have been rounded off in accordance with that Corporations Instrument to the nearest dollar.

AUDITOR'S INDEPENDENCE DECLARATION

The auditor's independence declaration, as required under section 307C of the *Corporations Act 2001* for the period ended 30 June 2026 has been received and can be found on page 27.

AUDITOR'S REMUNERATION

During the financial period no fees were paid or payable for other services provided by related entities of Hall Chadwick WA Audit Pty Ltd (30 June 2025: no fees).

The Company may decide to employ the auditor on assignments additional to their statutory audit duties where the auditor's expertise and experience with the Company and/or the Group are important. The Board considers the non-audit services the auditor independence requirements of the Corporations Act 2001 (Cth) and whether the non-audit services undermine the general principles relating to auditor independence as set out in APES 110 Code of Ethics for Professional Accountants which prevents an auditor reviewing or auditing the auditor's own work, acting in a management or decision-making capacity for the Company, acting as an advocate for the Company or jointly sharing risks and rewards. The Company did not engage or approve such non-audit services during the year ended 30 June 2026.

This report is signed in accordance with a resolution of the Board of Directors made pursuant to section 295(5) of the *Corporations Act 2001*.

Robert Boston
Non-Executive Chairman

Perth, Western Australia
30 September 2026

For personal use only

For personal use only

To the Board of Directors,

AUDITOR'S INDEPENDENCE DECLARATION UNDER SECTION 307C OF THE CORPORATIONS ACT 2001

As lead audit director for the audit of the financial statements of Regener8 Resources NL and its controlled entities for the year ended 30 June 2026, I declare that to the best of my knowledge and belief, there have been no contraventions of:

- the auditor independence requirements of the *Corporations Act 2001* in relation to the audit; and
- any applicable code of professional conduct in relation to the audit.

Yours Faithfully,

Hall Chadwick

HALL CHADWICK WA AUDIT PTY LTD

Mark Delaurentis

MARK DELAURENTIS CA
Director

Dated this 30th day of September 2026
Perth, Western Australia

For personal use only

	Notes	2026 $	2025 $
Revenue			
Other income		14,327	47,480
Expenses			
Other administrative expenses	2	(599,490)	(503,073)
Share-based payments	12a	(53,297)	(48,580)
Depreciation expense		(5,044)	(1,196)
Project expenses		(23,337)	-
Impairment of exploration assets	6	(149,324)	(1,713,783)
Loss before income tax		(816,165)	(2,219,152)
Income tax benefit	3	-	-
Loss attributable to the owners of the Company		(816,165)	(2,219,152)
Other comprehensive loss			
Items that may be reclassified to profit or loss			
Exchange differences on translation of foreign operations		3	-
Other comprehensive loss for the period, net of tax		3	-
Total comprehensive loss for the period attributable to the owners of Regener8 Resources NL		(816,162)	(2,219,152)
Loss per share for loss from continuing operations attributable to the ordinary equity holders			
Basic and diluted loss per share (cents per share)	15	(1.49)	(4.53)

The above consolidated statement of profit or loss and other comprehensive income should be read in conjunction with the accompanying notes.

CONSOLIDATED STATEMENT OF FINANCIAL POSITION
As at 30 June 2026

	Notes	2026 $	2025 $
Current assets			
Cash and cash equivalents	4	1,933,205	585,962
Other receivables and prepayments	5	39,184	36,813
Total current assets		1,972,389	622,775
Non-current assets			
Property, plant and equipment		-	313
Right of use assets	7	52,041	-
Exploration and evaluation	6	2,932,800	2,004,564
Other receivables	5	10,000	10,000
Total non-current assets		2,994,841	2,014,877
Total assets		**4,967,230**	**2,637,652**
Current liabilities			
Trade and other payables	8	207,929	85,475
Lease liabilities	7	27,072	-
Total current liabilities		235,001	85,475
Non-current liabilities			
Lease liabilities	7	25,445	-
Total non-current liabilities		25,445	-
Total liabilities		**260,446**	**85,475**
Net assets		**4,706,784**	**2,552,177**
Equity			
Issued capital	10a	8,950,467	5,810,995
Reserves	10c	197,679	366,379
Accumulated losses	10b	(4,441,362)	(3,625,197)
Total equity		**4,706,784**	**2,552,177**

The above consolidated statement of financial position should be read in conjunction with the accompanying notes.

For personal use only

CONSOLIDATED STATEMENT OF CHANGES IN EQUITY
For the period ended 30 June 2026

	Notes	Issued Capital $	Reserves $	Accumulated Losses $	Total Equity $
As at 01 July 2024		**5,651,995**	**317,799**	**(1,406,045)**	**4,563,749**
Loss for the period		-	-	(2,219,152)	(2,219,152)
Other comprehensive loss		-	-	-	-
Total comprehensive loss for the period		-	-	(2,219,152)	(2,219,152)
Transactions with owners in their capacity as owners					
Shares issued during the period	10a	159,000	-	-	159,000
Share issue expenses	10a	-	-	-	-
Performance rights expense	10c	-	48,580	-	48,580
		-	-	-	-
As at 30 June 2025		**5,810,995**	**366,379**	**(3,625,197)**	**2,552,177**
As at 01 July 2025		**5,810,995**	**366,379**	**(3,625,197)**	**2,552,177**
Loss for the period		-	-	(816,165)	(816,165)
Other comprehensive loss		-	3	-	3
Total comprehensive loss for the period		-	3	(816,165)	(816,162)
Transactions with owners in their capacity as owners					
Shares issued during the period	10a	2,215,158	-	-	2,215,158
Share issue expenses	10a	(75,686)	-	-	(75,686)
Acquisition of Orichalcum D.O.O.	10a	1,000,000	-	-	1,000,000
Reversal of performance rights expense	10c	-	(222,000)	-	(222,000)
Performance rights expense	10c	-	53,297	-	53,297
As at 30 June 2026		**8,950,467**	**197,679**	**(4,441,362)**	**4,706,784**

This above consolidated statement of changes in equity should be read in conjunction with the accompanying notes.

For personal use only

	Note	2026 $	2025 $
Cash flows from operating activities			
Payments in the normal course of business		(589,506)	(497,424)
Interest received		13,059	49,050
Net cash used in operating activities	20	(576,447)	(448,374)
Cash flows from investing activities			
Payments for exploration and evaluation expenditure		(235,546)	(743,266)
Payment to acquire tenements		-	(40,000)
Cash acquired on acquisition of Orichalcum D.O.O.	6	147	-
Net cash used in investing activities		(235,399)	(783,266)
Cash flows from financing activities			
Issue of share capital		2,215,158	-
Share issue costs		(56,069)	-
Net cash generated from financing activities		2,159,089	-
Net increase/(decrease) in cash and cash equivalents		1,347,243	(1,231,640)
Cash and cash equivalents at the beginning of the year		585,962	1,817,602
Net cash and cash equivalents at the end of the financial year	4	1,933,205	585,962

The above consolidated statement of cash flows should be read in conjunction with the accompanying notes

For personal use only

For personal use only

1. SEGMENT INFORMATION

Management has determined that the Group had four reportable segments, being exploration of the Kookynie Gold Project in Western Australia, the East Ponton Project in Western Australia, the North Achilles Project in New South Wales and the Srebrenica North Project in Bosnia-Herzegovina. This determination is based on the internal reports that are reviewed and used by the Board (chief operating decision maker) in assessing performance and determining the allocation of resources. The Board monitors the Group based on actual versus budgeted expenditure incurred by segment. This internal reporting framework is the most relevant to assist the Board with making decisions regarding the Group and its ongoing activities, while also taking into consideration the results that has been performed to date. During the prior year the Group had three reportable segments being the Kookynie Gold Project, the East Ponton Project and North Achilles Project.

	Revenue from external sources $	Reportable segment profit/(loss) $	Reportable segment assets [1] $	Reportable segment liabilities $
For period ended 30 June 2026				
Exploration activity				
Kookynie Gold Project	-	157,141	1,420,815	352
East Ponton Project	-	(297,947)	-	1,859
North Achilles Project	-	-	361,392	-
Srebrenica North Project	-	(5,367)	1,160,732	61,518
Corporate activities	14,327	(669,992)	2,024,291	196,717
Total	14,327	(816,165)	4,967,230	260,446
For period ended 30 June 2025				
Exploration activity				
Kookynie Gold Project	-	(998,421)	1,414,991	8,371
East Ponton Project	-	(715,362)	302,321	1,033
North Achilles	-	-	297,251	6,882
Corporate activities	47,480	(505,369)	623,089	69,189
Total	47,480	(2,219,152)	2,637,652	85,475

1 Corporate activities include cash held of $1,933,066 for the period ended 30 June 2026 (30 June 2025: $585,962).

2. OTHER EXPENSES

	2026 $	2025 $
(Loss)/Profit before income tax includes the following specific items:		
Administrative expenses		
Advisory Costs	134,476	96,949
Compliance Costs	68,548	75,984
Consultants	129,757	121,482
Employee benefits expense	191,193	133,720
Interest expense	744	-
Other administrative expenses	74,772	74,938
	599,490	503,073

For personal use only

3. TAXATION

	2026 $	2025 $
Income tax benefit		
Current tax	-	-
Deferred tax	-	-
Income tax benefit	-	-
Reconciliation of income tax to prima facie tax payable		
Loss before income tax	(816,165)	(2,219,152)
Income tax benefit at 30% (30 June 2025: 30%)	(244,850)	(665,746)
Tax effect of amounts which are not deductible (taxable) in calculating taxable income:		
Share-based payments	15,989	14,574
Other	8,667	134
Net timing differences not recognised	217,194	651,038
Adjustments in respect of previous deferred income tax	3,000	-
Total income tax benefit	-	-
Unrecognised deferred tax assets		
Deferred tax assets not recognised relate to the following:		
Tax losses	1,511,898	1,278,475
Other timing differences	(442,942)	(155,192)
Net deferred tax assets unrecognised	1,068,956	1,123,283

Significant accounting judgement

Deferred tax assets

The Company expects to have carried forward tax losses, which have not been recognised as deferred tax assets, as it is not considered sufficiently probable that these losses will be recouped by means of future profits taxable in the relevant jurisdictions. The utilisation of the tax losses in Australia is subject to the Company passing the required Continuity of Ownership and Same Business Test rules at the time the losses are utilised. Net deferred tax assets have not been brought to account as it is not probable within the immediate future that taxable profits will be available against which deductible temporary differences can be utilised.

4. CASH AND CASH EQUIVALENTS

	2026 $	2025 $
Cash at bank and on hand	1,933,205	585,962

Risk exposure

Refer to Note 13 for details of the risk exposure and management of the Group's cash and cash equivalents.

For personal use only

5. OTHER RECEIVABLES AND PREPAYMENTS

The Group has no impairments to other receivables or have receivables that are past due but not impaired.

Due to the short-term nature of the current trade and other receivables, their carrying amount is assumed to be the same as their fair value.

Other receivables are generally due for settlement within 30 days and are therefore classified as current.

Refer to Note 13 for details of the risk exposure and management of the Group's trade and other receivables.

	2026 $	2025 $
Current		
Other receivables	24,227	22,869
Prepayments	14,957	13,944
	39,184	36,813
Non-current		
Other receivables	10,000	10,000

6. EXPLORATION AND EVALUATION

	2026 $	2025 $
Opening balance	2,004,564	2,833,396
Claim acquisition costs – Srebrenica North project	1,074,853	-
Claim acquisition costs – Achilles North project	-	199,138
Exploration expenditure incurred	223,059	685,813
Reversal of acquisition costs – Kookynie projects	(64,735)	-
Impairment – East Ponton and Kookynie projects [1]	(306,589)	(1,713,783)
Movement in foreign exchange	1,648	-
Balance at 30 June	2,932,800	2,004,564

1 *Impairment recognised in consolidated statement of profit or loss of $149,324 includes a reversal of impairment previously recognised of $157,265 from reversing the Kookynie vendor performance rights (Note 12e). The milestones attached to the rights are unlikely to be achieve.*

Srebrenica North Project

On 1 June 2026 the Company announced that it had completed the acquisition of 100% of Orichalcum d.o.o., holder of the Srebrenica North Project (Project), in Bosnia-Herzegovina.

Purchase consideration comprised:

- cash payments of $75,000 (including a $25,000 exclusivity fee);
- the issue of 8,000,000 fully paid ordinary shares,

Cash payment

A value of $75,000 has been recognised as part of acquired exploration and evaluation expenditure.

Share-based payment

The value of the share-based consideration payable is calculated as $1,000,000. The value is calculated as 8,000,000 shares at a price of $0.125 (share price on the date of completion of acquisition) valued in accordance with AASB 2. An amount of $999,853 has been recognised as part of acquired exploration and evaluation expenditure and $147 of cash acquired on acquisition. The acquisition is deemed an asset acquisition.

For personal use only

6. EXPLORATION AND EVALUATION (continued)

Achilles North Project

On 30 July 2024, the Company advised it had entered into an agreement to acquire tenement application EL9718 (formerly ELA6755) from Mr Ross Chandler for consideration comprising:

- 1,000,000 ordinary shares,
- $50,000 cash,
- reimbursement of valid tenement application fees, and
- a 1% gross smelter return royalty.

In November 2024, the Company completed the agreement and issued the shares on 26 November 2024.

Cash payment

A value $54,138 (cash payment and reimbursement of tenement application fees) has been recognised as part of acquired exploration and evaluation expenditure.

Share-based payment

The value of the share-based consideration payable is calculated as $145,000 and has been recognised as part of acquired exploration and evaluation expenditure. The value is calculated as 1,000,000 shares at a price of $0.145 (share price on the date of issue) valued in accordance with AASB 2.

Deferred consideration

Deferred consideration is only recognised when probable and reasonably estimable.

- payment of a 1% gross smelter royalty from the tenement acquired, is not yet considered probable, therefore no deferred consideration has been recognised.

Acquired exploration and evaluation expenditure of $199,138 has been recognised during the year.

East Ponton Future Metals Project

During the prior period, the Company advised it will not proceed with exercising the option of the Seven Sisters and Grasshopper tenements with Beau Resources Pty Ltd and reduce the Company's tenement position to its tenure on the Hatlifter prospect. This enables the Company to retain holding over what it considers the most prospective ground for a polymetallic Mulga Rocks-style deposit, should nickel and cobalt commodity prices improve along with anomalous gold in paleochannel targets. As a result, the exploration and evaluation assets relating to the Seven Sisters and Grasshopper tenements were impaired.

Following the above, during the year the Company did not renew tenement E28/3347 and as a result the exploration and evaluation assets relating to the tenement were impaired.

Kookynie Gold Project

During the year, the Group reassessed the likelihood of achieving a milestone attached to performance rights issued as part consideration for the acquisition of exploration assets. Following a review of the project's progress and current development expectations, the Directors concluded that the relevant milestone is unlikely to be achieved. As a result, the previously recognised amount of $222,000 relating to these performance rights has been reversed during the year. The reversal has been recognised as a reduction in the capitalised value of the related exploration and evaluation assets of $64,735, reversal of impairment previously recognised of $157,265, with a corresponding reduction in the share-based payment reserve of $222,000.

Tenement E40/342 lapsed during the prior year and as a result the exploration and evaluation assets relating to the tenement were impaired.

Refer to Note 18 for details of the sale agreement entered into subsequent to year end in respect of this project.

The Directors concluded that the project continued to satisfy the requirements for classification as an exploration and evaluation asset at 30 June 2026. Subsequent to year end, the Group entered into a sale agreement relating to the project. While this event was not considered in determining the asset's classification at the reporting date, it provides further support for the Directors' assessment that the carrying value of the asset was recoverable as at 30 June 2026.

For personal use only

6. EXPLORATION AND EVALUATION (continued)

Significant accounting estimates and assumptions

Impairment of capitalised exploration and evaluation expenditure

The future recoverability of capitalised exploration and evaluation expenditure is dependent on a number of factors, including whether the Group decides to exploit the related asset itself or, if not, whether it successfully recovers the related exploration and evaluation asset through sale.

Factors that could impact the future recoverability include the level of reserves and resources, future technological changes, costs of drilling and production, production rates, future legal changes (including changes to environmental restoration obligations) and changes to commodity prices.

Significant accounting judgement

Capitalisation of exploration and evaluation expenditure

The Group has capitalised significant exploration and evaluation expenditure on the basis that this is expected to be recouped through future successful development (or alternatively sale) of the areas of interest concerned or on the basis that it is not yet possible to assess whether it will be recouped.

7. RIGHT-OF-USE ASSETS AND LEASE LIABILITIES

The Group's right-of-use asset relates to its leased corporate office premises.

	2026 $	2025 $
Opening balance	-	-
Additions	56,773	-
Depreciation expense	(4,732)	-
Balance at 30 June	52,041	-

Lease Liabilities

	2026 $	2025 $
Current lease liabilities	27,072	-
Non-current lease liabilities	25,445	-
	52,517	-

Reconciliation of Lease Liabilities

	2026 $	2025 $
Opening balance	-	-
Additions	56,773	
Interest	744	
Lease payments	(5,000)	-
Closing balance	52,517	-

The Group's lease arrangements comprise office premises used to support its corporate, administration and exploration management functions. No exploration assets are subject to lease arrangements as at 30 June 2026.

For personal use only

8. TRADE AND OTHER PAYABLE

Trade and other payables are normally settled within 30 days from receipt of invoice. All amounts recognised as trade and other payables, but not yet invoiced, are expected to settle within 12 months.

The carrying value of trade and other payables are assumed to be the same as their fair value, due to their short-term nature. Refer to Note 13 for details of the risk exposure and management of the Group's trade and other payables.

	2026 $	2025 $
Trade payables	97,457	64,452
Other payables and accruals	110,472	21,023
	207,929	85,475

9. FAIR VALUES OF FINANCIAL INSTRUMENTS

This note provides an update on the judgements and estimates made by the Group in determining the fair values of the financial instruments since the last annual financial report.

Fair value hierarchy

To provide an indication about the reliability of the inputs used in determining fair value, the Group classifies its financial instruments into the three levels prescribed under the accounting standards. An explanation of each level follows underneath the table.

The Company did not have any financial assets and financial liabilities measured and recognised at fair value on a recurring basis as at 30 June 2026.

There was no transfer between levels for recurring fair value measurements during the period. The Group's policy is to recognise transfers into and transfers out of fair value hierarchy levels as at the end of the reporting period.

The fair value of financial assets and liabilities held by the Group must be estimated for recognition, measurement and/or disclosure purposes. The Group measures fair values by level, per the following fair value measurement hierarchy:

Level 1: quoted prices (unadjusted) in active markets for identical assets or liabilities;

Level 2: inputs other than quoted prices included within level 1 that are observable for the asset or liability, either directly (as prices) or indirectly (derived from prices); and

Level 3: inputs for the asset or liability that are not based on observable market data (unobservable inputs).

The Group's policy is to recognise transfers into and out of fair value hierarchy levels as at the end of the reporting period.

Valuation techniques used to determine fair values

The Group did not have any financial instruments that are recognised in the financial statements where their carrying value differed from the fair value. The fair value of the financial assets and liabilities are included at the amount at which the instrument could be exchanged in a current transaction between willing parties, other than in a forced or liquidation sale. The carrying amounts of cash and cash equivalents, trade and other receivables and trade and other payables approximate their fair values largely due to the short-term maturities of these payments

For personal use only

10. EQUITY

(a) Issued capital

	2026 Shares	2025 Shares	2026 $	2025 $
Fully paid ordinary shares	62,754,083	32,602,501	8,866,092	5,726,620
Partly paid ordinary shares	16,875,000	16,875,000	84,375	84,375
			8,950,467	5,810,995

Fully paid ordinary shares

Fully paid ordinary shares entitle the holder to participate in dividends and the proceeds on winding up of the Group in proportion to the number of shares held. On a show of hands every holder of ordinary shares present at a meeting in person or by proxy, is entitled to one vote, and upon a poll each share is entitled to one vote.

Movements in fully paid ordinary share capital during the current financial period is as follows:

Details	Date	Number of shares	Issue price/share $	$
Balance at 1 July 2024		31,502,501		5,567,620
Issue of share capital *Claim acquisition costs – Achilles North*	26-Nov-24	1,000,000	0.145	145,000
Share based payment	06-Jun-25	100,000	0.140	14,000
Less: Share issue costs		-		-
Balance at 30 June 2025		32,602,501		5,726,620
Issue of share capital	12-Mar-26	8,000,000	0.100	800,000
Issue of share capital	8-May-26	14,151,582	0.100	1,415,158
Issue of share capital *Acquisition costs – Orichalcum d.o.o.*	29-May-26	8,000,000	0.125	1,000,000
Less: Share issue costs		-		(75,686)
Balance at 30 June 2026		62,754,083		8,866,092

Partly paid ordinary shares

Partly paid ordinary shares have an issue price of $0.20 of which $0.005 is paid. The balance of the issue price is payable at the election of the holder at any time by the issue of a payment notice in writing and delivered to the registered office of the Group. Partly paid shares participate in any dividends on the basis of the paid amount.

There were no movements in partly paid ordinary share capital during the current or prior periods.

(b) Accumulated losses

	2026 $	2025 $
Opening balance	(3,625,197)	(1,406,045)
Net loss attributable to owners of the Company	(816,165)	(2,219,152)
Balance at 30 June	(4,441,362)	(3,625,197)

For personal use only

10. EQUITY (continued)

(c) Reserves

The following table shows a breakdown of the reserves and the movements in these reserves during the period. A description of the nature and purpose of each reserve is provided.

	Note	2026 $	2025 $
Share-based payments reserve			
Opening balance		366,379	317,799
Reversal of acquisition costs – Kookynie projects	6	(222,000)	-
Performance rights expense	12a	53,297	48,580
Balance at 30 June		197,676	366,379
Foreign currency translation reserve			
Opening balance		-	-
Currency translation differences arising during the year		3	-
Balance at 30 June		3	-
Total reserves		197,679	366,379

Share-based payments reserve

The share-based payments reserve is used to recognise: (a) the grant date fair value of options granted but not exercised; (b) the grant date fair value of market-based performance rights granted to Directors, Employees, Consultants and Vendors but not yet vested; and (c) the fair value non-market based performance rights granted to Directors, Employees, Consultants and Vendors but not yet vested.

Foreign currency translation reserve

Exchange differences arising on translation of the foreign controlled entities are recognised in other comprehensive income as described in Note 22(d) and accumulated in a separate reserve within equity. The cumulative amount is reclassified to profit or loss when the net investment is disposed of.

11. DIVIDENDS

No dividends have been declared or paid for the period ended 30 June 2026 (2025:nil).

12. SHARE-BASED PAYMENTS

Share-based payment transactions are recognised at fair value in accordance with AASB 2.

The total movement arising from share-based payment transactions recognised during the period were:

	Note	2026 $	2025 $
Recognised as exploration and evaluation assets			
Shares issued	6	999,853	-
Performance rights	12c	-	14,000
Reversal of acquisition costs – Kookynie projects	6	(222,000)	
Recognised as a share-based payment expense			
Performance rights	12a	53,297	48,580
		831,150	62,580

For personal use only

12. SHARE-BASED PAYMENTS (continued)

During the period the Group had the following share-based payments:

(a) Performance rights

Each performance right will vest as an entitlement to one fully paid ordinary share upon achievement of certain performance milestones. If the performance milestones are not met, the performance rights will lapse, and the eligible participant will have no entitlement to any shares.

Performance rights are not listed and carry no dividend or voting rights. Upon exercise each performance right is convertible into one fully paid ordinary share to rank pari passu in all respects with existing fully paid ordinary shares.

Movement in the performance rights for the current period is shown below:

Grant date	Expiry date	Exercise price	Balance at start of the year	Granted during the year	Converted during the year	Cancelled during the year	Balance at year end	Vested at year end
22-Jun-22	23-Jun-27	-	1,500,000	-	-	-	1,500,000	-
23-Jun-22	05-Jul-27	-	1,500,000	-	-	-	1,500,000	-
17-Apr-25	23-Jun-27	-	200,000	-	-	-	200,000	-
Total		-	3,200,000	-	-	-	3,200,000	-

The weighted average remaining contractual life of performance rights outstanding at 30 June 2026 was 1.00 years.

Performance rights granted on 23 June 2022 were issued to Directors and future Directors. The performance rights were split equally across three tranches and will convert into Shares on a 1:1 basis subject to the satisfaction of any of the Milestone as set out below:

Class A Performance Rights vesting upon the later of the date that the Shares have a 20-day VWAP of at least $0.30 and the date that is 12 months after ASX admission date;

Class B Performance Rights vesting upon the later of the date that the Shares have a 20-day VWAP of at least $0.40 and the date that is 24 months after ASX admission date; and

Class C Performance Rights vesting upon the later of the date that the Shares have a 20-day VWAP of at least $0.50 and the date that is 36 months after ASX admission date.

Key inputs used in the fair value calculation of the performance rights which have been granted during the period ended 30 June 2022 were as follows:

Inputs	Class A	Class B	Class C
Number of performance rights	500,000	500,000	500,000
Share price at issue date	$0.20	$0.20	$0.20
Exercise price	$nil	$nil	$nil
Share price targets	$0.30	$0.40	$0.50
Consecutive days price must remain above target	20 days	20 days	20 days
Term	5 years	5 years	5 years
Performance measurement	5 years	5 years	5 years
Volatility	100%	100%	100%
Risk free rate	2.00%	2.00%	2.00%
Dividend Yield	-	-	-
Fair value	$0.1545	$0.1606	$0.1621
Total fair value	**$77,250**	**$80,313**	**$81,026**
Model	Hybrid ESO Model	Hybrid ESO Model	Hybrid ESO Model
Vesting conditions	12 months	24 months	36 months

For personal use only

12. SHARE-BASED PAYMENTS (continued)

As at 30 June 2026, management believe that all other performance and service hurdles will be met and accordingly have recognised a share-based payment expense over the respective vesting periods.

Performance rights granted on 17 April 2025 were issued to the Company Secretary. The performance rights were split across three tranches and will convert into Shares on a 1:1 basis subject to the satisfaction of any of the Milestone as set out below:

Class A Performance Rights vesting upon the date that the Shares have a 20-day VWAP of at least $0.30;

Class B Performance Rights vesting upon the date that the Shares have a 20-day VWAP of at least $0.40; and

Class C Performance Rights vesting upon the date that the Shares have a 20-day VWAP of at least $0.50.

The model inputs for performance rights granted during the year included:

Class	Exercise price	Expiry (years)	Rights granted	Share price at Grant date	Implied price barrier	Expected volatility (1)	Dividend yield	Risk free interest rate (2)	Option value
A	-	2.18	66,667	$0.115	$0.4231	100%	0%	3.24%	$0.0748
B	-	2.18	66,667	$0.115	$0.5641	100%	0%	3.24%	$0.0639
C	-	2.18	66,666	$0.115	$0.7051	100%	0%	3.24%	$0.0551

1 *The expected price volatility is based continuously compounded interpolated rate based on the two-year and three-year discrete Australian Government bond yields on 17 April 2025.*

2 *Risk free rate of securities with comparable terms to maturity.*

As at 30 June 2026, management believe that all other performance and service hurdles will be met and accordingly have recognised a share-based payment expense over the respective vesting periods.

The total performance rights expense arising from performance rights recognised during the reporting period as part of share-based payment expense were as follows:

	2026 $	2025 $
Performance rights expense	53,297	48,580

(b) Share-based payment – Acquisition cost – Orichalcum d.o.o., Srebrenica North Project

On 1 June 2026, the Company announced that it had completed the acquisition of 100% of Orichalcum d.o.o., holder of the Srebrenica North Project (Project), in Bosnia-Herzegovina.

Purchase consideration comprised:

- cash payments of $75,000 (including a $25,000 exclusivity fee);
- the issue of 8,000,000 fully paid ordinary shares,

Cash payment

A value of $75,000 has been recognised as part of acquired exploration and evaluation expenditure.

Share-based payment

The value of the share-based consideration payable is calculated as $1,000,000. The value is calculated as 8,000,000 shares at a price of $0.125 (share price on the date of completion of acquisition) valued in accordance with AASB 2. An amount of $999,853 has been recognised as part of acquired exploration and evaluation expenditure and $147 of cash acquired on acquisition.

For personal use only

12. SHARE-BASED PAYMENTS (continued)

(c) Share-based payment – Acquisition cost – Achilles North Project

On 30 July 2024, the Company advised it had entered into an agreement to acquire tenement application EL9718 (formerly ELA6755) from Mr Ross Chandler for consideration comprising:

- 1,000,000 ordinary shares,
- $50,000 cash,
- reimbursement of valid tenement application fees, and
- a 1% gross smelter return royalty.

In November 2024, the Company completed the agreement and issued the shares on 26 November 2024.

Share-based payment

The fair value of consideration was by reference to the fair value of the shares issued in connection with the acquisition.

The fair value of the shares issued was determined by reference to the share price on grant date, based on the fair value price ($0.145 per share) and was determined to be $145,000.

(d) Share-based payment – East Ponton Heritage Agreement

100,000 shares were issued on 6 June 2025 were issued pursuant to East Ponton Heritage Agreement. The fair value of consideration was by reference to the fair value of the shares issued.

The fair value of the shares issued was determined by reference to the share price on grant date, based on the fair value price ($0.14 per share) and was determined to be $14,000.

(e) Share-based payment - Kookynie Gold Project

During the year, the Group reassessed the likelihood of achieving a milestone attached to performance rights issued as part consideration for the acquisition of exploration assets. Following a review of the project's progress and current development expectations, the Directors concluded that the relevant milestone is unlikely to be achieved. As a result, the previously recognised amount of $222,000 relating to these performance rights has been reversed during the year. The reversal has been recognised as a reduction in the capitalised value of the related exploration and evaluation assets of $64,735, reversal of impairment previously recognised of $157,265, with a corresponding reduction in the share-based payment reserve of $222,000.

Significant accounting estimates, assumptions and judgements

Estimation of fair value of share-based payments

The Group measures the cost of equity-settled transactions by reference to the fair value of the equity instruments at the date at which they are granted. The fair value of options is determined using the Black-Scholes model taking into account the assumptions detailed within this note.

Probability of vesting conditions being achieved

Inputs to pricing models may require an estimation of reasonable expectations about achievement of future vesting conditions. Vesting conditions must be satisfied for the counterparty to become entitled to receive cash, other assets, or equity instruments of the entity, under a share-based payment arrangement.

Vesting conditions include service conditions, which require the other party to complete a specified period of service, and performance conditions, which require specified performance targets to be met (such as a specified increase in the entity's profit over a specified period of time) or completion of performance hurdles. Where there are share-based payments with non-vesting conditions or no service conditions attached, they are expensed in full in the period granted.

For personal use only

12. SHARE-BASED PAYMENTS (continued)

The Group recognises an amount for the goods or services received during the vesting period based on the best available estimate of the number of equity instruments expected to vest and shall revise that estimate, if necessary, if subsequent information Indicates that the number of equity instruments expected to vest differs from previous estimates. On vesting date, the entity shall revise the estimate to equal the number of equity instruments that ultimately vested.

The achievement of future vesting conditions are reassessed each reporting period.

13. FINANCIAL AND CAPITAL RISK MANAGEMENT

Overview

The financial risks that arise during the normal course of the Group's operations comprise market risk, credit risk and liquidity risk. In managing financial risk, it is policy to seek a balance between the potential adverse effects of financial risks on financial performance and position, and the "upside" potential made possible by exposure to these risks and by taking into account the costs and expected benefits of the various risk management methods available to manage them.

General objectives, policies, and processes

The Board is responsible for approving policies on risk oversight and management and ensuring management has developed and implemented effective risk management and internal control. The Board receives reports as required from the Managing Director in which they review the effectiveness of the processes implemented and the appropriateness of the objectives and policies it sets. The Board oversees how management monitors compliance with the Group's risk management policies and procedures and reviews the adequacy of the risk management framework in relation to the risks faced.

These disclosures are not, nor are they intended to be an exhaustive list of risks to which the Group is exposed.

Financial Instruments

The Group has the following financial instruments:

	2026 $	2025 $
Financial assets		
Cash and cash equivalents	1,933,205	585,962
Other receivables	34,227	32,869
	1,967,432	618,831
Financial liabilities		
Trade and other payable	207,929	85,475
Lease liabilities	52,517	-
	260,446	85,475
Net financial assets	1,706,986	533,356

(a) Market Risk

Market risk can arise from the Group's use of interest-bearing financial instruments, foreign currency financial instruments and equity security instruments and exposure to commodity prices. It is a risk that the fair value of future cash flows of a financial instrument will fluctuate because of changes in interest rates (interest rate risk), foreign exchange rate (currency risk) and fluctuations in commodity prices (commodity price risk).

For personal use only

13. FINANCIAL AND CAPITAL RISK MANAGEMENT (continued)

(i) Interest rate risk

The Board manages the Group's exposure to interest rate risk by regularly assessing exposure, taking into account funding requirements and selecting appropriate instruments to manage its exposure. As at the 30 June 2026 and 30 June 2025, the Group has interest-bearing assets, being cash at bank.

Sensitivity analysis

The Group's policy is to minimise interest rate cash flow risk exposures. Longer-term borrowings are therefore usually at fixed rates. At 30 June 2026, the Group is exposed to variable changes to cash invested on deposit with financial institutions.

A change in interest rate of weakening of +/- 1%, with all other variables held constant, would decrease the Group's equity and profit after taxation by $143 (30 June 2025: $495). These changes are considered to be reasonably possible based on observation of current market conditions. The calculations are based on a change in the average market interest rate for each period, and the financial instruments held at each reporting date that are sensitive to changes in interest rates. All other variables are held constant.

For the prior year the Group's does not consider this to be a material risk/exposure to the Group and have therefore not undertaken any further analysis.

The weighted average effective interest rate of funds on deposit is 4.70% (30 June 2025: 4.37%).

(ii) Currency risk

The Group maintains a corporate listing in Australia and operates in Bosnia-Herzegovina and Australia. As a result of various operating locations, the Group is exposed to foreign exchange risk arising primarily from fluctuations, primarily in the Bosnia-Herzegovina Convertible Marka (BAM) and Euro (EUR).

Foreign exchange risk arises from future commercial transactions and recognised assets and liabilities denominated in a currency that is not the Company's functional currency. The Group manages risk by matching receipts and payments in the same currency and monitoring movements in exchange rates. The exposure to risks is measured using sensitivity analysis and cash flow forecasting.

The Group's exposure to foreign currency risk at year end, expressed in Australian dollars, is not considered material.

Sensitivity analysis

A hypothetical change of 10% in exchange rates was used to calculate the Group's sensitivity to foreign exchange rate movements as the Company's estimate of possible rate movements over the coming year taking into account current market conditions and past volatility. The Group does not consider this to be a material risk/exposure for the Group and have therefore not undertaken any further analysis.

(iii) Commodity price risk

As the Group has not yet entered into mineral production, the risk exposure to changes in commodity price is not considered significant.

(b) Credit risk

Credit risk arises from cash and cash equivalents and deposits with financial institutions, as well as trade receivables. Credit risk is managed on a Group basis. The Group seeks to minimise credit risk by holding cash balances with banks and financial institutions that have an independent credit rating of at least AA-. Where operational requirements or banking arrangements necessitate, the Group may also maintain cash balances with other reputable financial institutions.

The Board is of the opinion that the credit risk arising as a result of the concentration of the Group's assets is more than offset by the potential benefits gained.

The maximum exposure to credit risk at the reporting date is the carrying amount of the assets as summarised, none of which are impaired or past due.

For personal use only

13. FINANCIAL AND CAPITAL RISK MANAGEMENT (continued)

Exposure to credit risk

The carrying amount of the Group's financial assets represents the maximum credit exposure. The Group's maximum exposure to credit risk at the reporting date was:

	2026 $	2025 $
Cash and cash equivalents	1,933,205	585,962
Other receivables	34,227	32,869
	1,967,432	618,831

The credit quality of financial assets that are neither past due nor impaired can be assessed by reference to external credit ratings (if available) or to historical information about counterparty default rates.

	2026 $	2025 $
Other receivables		
Counterparties with external credit ratings	34,227	30,149
Counterparties without external credit ratings [1]		
Group 1	-	-
Group 2	-	2,720
Group 3	-	-
Total	34,227	32,869

1 *Group 1 — new customers (less than 6 months)*
Group 2 — existing customers (more than 6 months) with no defaults in the past
Group 3 — existing customers (more than 6 months) with some defaults in the past. All defaults were fully recovered.

The credit quality of financial assets that are neither past due nor impaired can be assessed by reference to external credit ratings (if available) or to historical information about counterparty default rates.

	2026 $	2025 $
Cash at bank and short-term deposits		
Held with Tier 1 Australian banks and financial institutions		
AA- S&P rating	1,933,066	585,962
BB S&P rating	139	
Unrated	-	-
Total	1,933,205	585,962

(c) Liquidity risk

Liquidity risk is the risk that the Group will not be able to meet its financial obligations as they fall due. The Group's approach to managing liquidity is to ensure, as far as possible, that it will always have sufficient liquidity to meet its liabilities when due, under both normal and stressed conditions, without incurring unacceptable losses or risking damage to the Group's reputation. Through continuous monitoring of forecast and actual cash flows the Group manages liquidity risk by maintaining adequate reserves to meet future cash needs. The decision on how the Group will raise future capital will depend on market conditions existing at that time.

For personal use only

13. FINANCIAL AND CAPITAL RISK MANAGEMENT (continued)

Maturities of financial liabilities

The table below analyses the Group's financial liabilities into relevant maturity groupings based on the remaining period at the reporting date to the contractual maturity date. The amounts disclosed in the table are the contractual undiscounted cash flows.

	Less than 6 months $	6 - 12 months $	1 - 5 years $	Over 5 years $	Total contractual cash flows $	Carrying amount of liabilities $
At 30 June 2026						
Trade and other payables	207,929	-	-	-	207,929	207,929
Lease liabilities	15,000	15,250	26,250	-	56,500	52,517
At 30 June 2025						
Trade and other payables	85,475	-	-	-	85,475	85,475

(d) Capital risk management

The Group's objective when managing capital is to safeguard the ability to continue as a going concern. This is to provide returns for shareholders, benefits for other stakeholders and to maintain an optimal capital structure to reduce the cost of capital.

The Board monitors capital on an ad-hoc basis. No formal targets are in place for return on capital, or gearing ratios, as the Group has not derived any income from operations.

14. CRITICAL ACCOUNTING ESTIMATES AND JUDGEMENTS

The preparation of the financial statements requires the use of accounting estimates which, by definition, will seldom equal the actual results. Management also needs to exercise judgement in applying the Group's accounting policies.

This Note provides an overview of the areas that involved a higher degree of judgement or complexity and items which are more likely to be materially adjusted. Detailed information about each of these estimates and judgements is included in the Notes together with information about the basis of calculation for each affected line item in the financial statements.

Significant accounting estimates and judgements

The areas involving significant estimates or judgements are:

- Recognition of deferred tax asset for carried forward tax losses — Note 3;
- Impairment of capitalised exploration and evaluation expenditure – Note 6;
- Classification of exploration and evaluation expenditure - Note 6;
- Estimation of fair value of share-based payments – Note 12.

Estimates and judgements are continually evaluated. They are based on historical experience and other factors, including expectations of future events that may have a financial impact on the entity and that are believed to be reasonable under the circumstances.

There have been no actual adjustments this period as a result of an error and of changes to previous estimates.

For personal use only

15. EARNINGS PER SHARE

	2026	2025
Basic and diluted loss per share		
Net loss after tax attributable to the members of the Company	$ (816,165)	$ (2,219,152)
Weighted average number of ordinary shares	54,644,717	48,978,871
Basic and diluted loss per share (cents)	(1.49)	(4.53)

Diluted earnings per share are calculated where potential ordinary shares on issue are diluted. As the potential ordinary shares on issue would decrease the loss per share in the current period, they are not considered dilutive and are not shown. The number of potentially ordinary shares is set out in Note 10.

Information concerning the classification of securities

Partly paid ordinary shares

Partly paid ordinary shares carry the right to participate in dividends on the basis of the paid amount per share and have been recognised as ordinary share equivalents in the determination of earnings per share.

16. COMMITMENTS

Significant capital expenditure contracted for at the end of the reporting period but not recognised as a liability is as follows:

	2026 $	2025 $
Within one year	720,919	208,271
Later than one year but no later than five years	588,719	717,400
Later than five years	-	-
	1,309,638	925,671

Bosnia-Herzegovina project

The minimum work program for the Vagan and Dolovi tenements over the initial three-year licence period consists of a systematic mineral exploration campaign designed to assess the geological potential of the project areas and support the development of future drilling programs. This work program represents the minimum level of exploration activity expected by the Government and is intended to maintain tenure compliance.

The planned activities include geological mapping, geochemical sampling (rock-chip, stream sediment and soil sampling), geophysical surveys, and trenching across both tenements, designed to identify and prioritise prospective mineralised targets. Cost estimates have been prepared for the planned exploration activities and have been incorporated into the commitment figures presented in the table above. These estimates represent management's best assessment of the expenditure required to satisfy the minimum exploration obligations associated with the Vagan and Dolovi tenements over the applicable licence period.

Western Australian projects

In order to maintain current rights of tenure to exploration tenements, the Group is required to perform minimum exploration work to meet the minimum expenditure requirements specified by the Western Australian state government. These obligations are not provided for in the financial report.

New South Wales projects

In order to maintain current rights of tenure to exploration tenements, the Group is required to perform minimum exploration work to meet the minimum expenditure requirements specified by the New South Wales state government. These obligations are not provided for in the financial report.

For personal use only

16. COMMITMENTS (continued)

If the Group decides to relinquish certain leases and/or does not meet these obligations, assets recognised in the statement of financial position may require review to determine the appropriateness of carrying values. The sale, transfer or farm-out of exploration rights to third parties may reduce or extinguish these obligations.

17. RELATED PARTY TRANSACTIONS

Transactions with related parties are on normal commercial terms and conditions no more favourable than those available to other parties unless otherwise stated.

Key management personnel compensation

	2026 $	2025 $
Short-term employee benefits	300,320	282,240
Long-term benefits	-	-
Superannuation	-	-
Post-employment benefits	-	-
Share-based payments	47,380	47,380
	347,700	329,620

Detailed remuneration disclosures are provided within the remuneration report.

Payment of fees

- Mr Stephen Foley, Managing Director, is a Director of Collective Logic Pty Ltd which received Mr Foley's Director fees during the period. At year end the Company had an outstanding payable $16,665 (ex GST) (30 June 2025: $13,150 (ex GST)).
- Mr Robert Boston, Non-Executive Director, is a Director of RAB Nominees Pty Ltd ATFT RAB Family Trust which received Mr Boston's Director fees during the year. At year end the Company had an outstanding payable $6,100 (ex GST) (30 June 2025: $5,575).
- Mr Petar Tomašević, Non-Executive Director, is a Director of Cattaro Capital Partners Pty Ltd which received Mr Tomašević's Director fees during the year. At year end the Company had an outstanding payable $3,696 (ex GST) (30 June 2025: $3,345).

18. EVENTS SUBSEQUENT TO END OF THE FINANCIAL YEAR

Subsequent to the end of the reporting period:

- On 3 August 2026, the Company issued 14,587,180 ($1,458,718) as a placement of shares comprising the shortfall to the Rights Entitlement issue.
- On 6 August 2026, Regener8 announced it had entered into a binding agreement to divest its 100% interest in the Kookynie Gold Project to GoldArc Resources Limited (ASX: GA8) for total consideration of A$2.5 million, comprising A$1.5 million in GoldArc shares and up to A$1.0 million in contingent consideration linked to future resource milestones.
- On 31 August 2026, the Company also announced that Mr Craig McNab had been appointed company secretary.
- On 1 September 2026, the Company announced the appointment of Mr Dave Malesic as Managing Director and Chief Executive Officer.

There have been no events of a material nature or transaction, that have arisen since year end and the date of this report that has significantly affected, or may significantly affect, the Group's operations, the results of those operations, or its state of affairs.

For personal use only

19. CONTINGENCIES

Contingent liabilities

Achilles North Project

On 30 July 2024, the Company advised it had entered into an agreement to acquire tenement application EL9718 (formerly ELA6755) from Mr Ross Chandler including a 1% gross smelter return royalty. The royalty is not yet considered probable; therefore, no deferred consideration has been recognised.

There were no material contingent liabilities not provided for in the financial statements of the Company as at 30 June 2026 or 30 June 2025.

Contingent assets

There were no material contingent assets as at 30 June 2026 or 30 June 2025.

20. RECONCILIATION OF LOSS AFTER INCOME TAX TO NET CASH OUTFLOW FROM OPERATING ACTIVITIES

	Note	2026 $	2025 $
Loss for the period		(816,165)	(2,219,152)
Add/(less) non-cash items:			
Share-based payments	12a	53,297	48,580
Depreciation		5,044	1,196
Impairment of exploration assets	6	149,324	1,713,783
Add/ (less) items classified as invested/financing activities:			
Payment for leased assets		(4,256)	-
Changes in assets and liabilities during the financial period:			
Decrease in other receivables and prepayments		(23,926)	1,039
Increase in payables		60,235	6,180
Net cash outflow from operating activities		(576,447)	(448,374)

21. REMUNERATION OF AUDITORS

From time to time, the Entity may decide to employ an external auditor on assignments additional to their statutory audit duties where the auditor's expertise and experience with the Entity are important. These assignments are principally tax advice and due diligence on acquisitions, which are awarded on a competitive basis. It is the Company's policy to seek competitive tenders for all major consulting projects.

The Board is satisfied that the provision of non-audit services during the period is compatible with the general standard of independence for auditors imposed by the Corporations Act 2001.

21. REMUNERATION OF AUDITORS (continued)

During the period, the following fees were paid or payable for services provided by the auditor of the parent entity, its related parties and non-related audit firms:

	2026 $	2025 $
Hall Chadwick WA Audit Pty Ltd		
Audit and assurance services		
Audit and review of financial statements	31,182	30,928
	31,182	30,928

For personal use only

For personal use only

22. MATERIAL ACCOUNTING POLICY INFORMATION

Regener8 Resources NL (**Company** or **Regener8**) is a company incorporated in Australia.

The financial statements of Regener8 Resources NL and its subsidiaries as at 30 June 2026.

Statement of compliance

These general-purpose financial statements have been prepared in accordance with Australian Accounting Standards, other authoritative pronouncements of the Australian Accounting Standards Board, Australian Accounting Group Interpretations and the *Corporations Act 2001*. Regener8 Resources NL is a for-profit entity for the purpose of preparing the financial statements.

The financial statements also comply with International Financial Reporting Standards (IFRS) as issued by the International Accounting Standards Board (IASB).

Historical cost convention

These financial statements have been prepared on an accruals basis and are based on historical costs and do not take into account changing money values or, except where stated, current valuations of non-current assets. Cost is based on the fair values of the consideration given in exchange for assets.

Critical accounting estimates and significant judgements

The preparation of financial statements requires the use of certain critical accounting estimates. It also requires Management to exercise its judgment in the process of applying the Company's accounting policies. There were no areas involving a higher degree of judgment or complexity, or areas where assumptions and estimates were significant to the financial statements.

New and amended standards adopted by the Company

The Company has adopted all of the new and revised Standards and Interpretations issued by the AASB that are relevant to their operations and effective for the current annual reporting period.

There was no material impact.

New standards and interpretations not yet adopted

Certain new accounting standards and interpretations have been published that are not mandatory for 30 June 2026 reporting periods and have not been early adopted by the Company. These standards are not expected to have a material impact on the entity in the current or future reporting periods and on foreseeable future transactions.

There are no other standards that are not yet effective and that are expected to have a material impact on the Company in the current or future reporting period and in the foreseeable future.

Accounting policies

In order to assist in the understanding of the financial statements, the following summary explains the principal accounting policies that have been adopted in the preparation of the financial report. These policies have been applied consistently to all of the periods presented, unless otherwise stated.

(a) Principles of Consolidation

Subsidiaries

Consolidated financial statements incorporate the assets and liabilities of subsidiaries of the Company at the end of the reporting period. Subsidiaries are all those entities (including special purpose entities) over which the Group has the power to govern the financial and operating policies, generally accompanying a shareholding of more than one-half of the voting rights. The existence and effect of potential voting rights that are currently exercisable or convertible are considered when assessing whether the Group controls another entity.

Subsidiaries are fully consolidated from the date on which control is transferred to the Group. They are de-consolidated from the date that control ceases. Where a subsidiary has entered or left the Group during the year, the financial performance of those entities is included only for the period of the year that they were controlled.

Intercompany transactions, balances and unrealised gains on transactions between Group companies are eliminated in full on consolidation. Unrealised losses are also eliminated unless the transaction provides evidence of the impairment of the asset transferred.

Non-controlling interests in the results and equity of subsidiaries are shown separately in a consolidated statement of profit or loss and other comprehensive income, consolidated statement of changes in equity and consolidated statement of financial position.

Accounting policies of subsidiaries have been changed where necessary to ensure consistency with the policies adopted by the Group.

Equity method

Under the equity method of accounting, the investments are initially recognised at cost and adjusted thereafter to recognise the Group's share of the post-acquisition profits or losses of the investee in profit or loss, and the group's share of movements in other comprehensive income of the investee in other comprehensive income. Dividends received or receivable from associates and joint ventures are recognised as a reduction in the carrying amount of the investment.

When the Group's share of losses in an equity-accounted investment equals or exceeds its interest in the entity, including any other unsecured long-term receivables, the Group does not recognise further losses, unless it has

For personal use only

incurred obligations or made payments on behalf of the other entity.

Unrealised gains on transactions between the Group and its associates and joint ventures are eliminated to the extent of the group's interest in these entities. Unrealised losses are also eliminated unless the transaction provides evidence of an impairment of the asset transferred. Accounting policies of equity accounted investees have been changed where necessary to ensure consistency with the policies adopted by the Group.

The carrying amount of equity-accounted investments is tested for impairment.

Changes in ownership interests

The Group treats transactions with non-controlling interests that do not result in a loss of control as transactions with equity owners of the Group. A change in ownership interest results in an adjustment between the carrying amounts of the controlling and non-controlling interests to reflect their relative interests in the subsidiary. Any difference between the amount of the adjustment to non-controlling interests and any consideration paid or received is recognised in a separate reserve within equity attributable to owners of Regener8 Resources NL.

When the Group ceases to consolidate or equity account for an investment because of a loss of control, joint control or significant influence, any retained interest in the entity is remeasured to its fair value with the change in carrying amount recognised in profit or loss. This fair value becomes the initial carrying amount for the purposes of subsequently accounting for the retained interest as an associate, joint venture or financial asset. In addition, any amounts previously recognised in other comprehensive income in respect of that entity are accounted for as if the Group had directly disposed of the related assets or liabilities. This may mean that amounts previously recognised in other comprehensive income are reclassified to profit or loss.

If the ownership interest in a joint venture or an associate is reduced but joint control or significant influence is retained, only a proportionate share of the amounts previously recognised in other comprehensive income are reclassified to profit or loss where appropriate.

(b) Going Concern

The financial statements have been prepared on the going concern basis, which contemplates continuity of normal business activities and the realisation of assets and settlement of liabilities in the ordinary course of business.

During the year the consolidated entity incurred a net loss of $816,165 (2025: $2,219,152) and incurred net cash outflows from operating activities of $576,447 (2025: $448,374). The consolidated entity held cash assets at 30 June 2026 of $1,933,205 (2025: $585,962).

In assessing the appropriateness of the going concern basis of preparation, the Directors have considered the Group's current cash position, forecast cash flows, available funding options and the Group's ability to realise value from its asset portfolio.

Subsequent to year end, the Company successfully completed a non-renounceable pro-rata entitlement offer, raising gross proceeds of $1,458,718 before costs. The funds raised are intended to be used primarily for due diligence and exploration activities at the Srebrenica North project, value-add exploration on existing projects and for general working capital purposes.

After considering the matters outlined above, the Directors have concluded that the Group will be able to meet its obligations as and when they fall due for a period of at least twelve months from the date of approval of these financial statements. Accordingly, the Directors consider it appropriate to prepare the financial statements on a going concern basis..

(c) Segment Reporting

Operating segments are reported in a manner that is consistent with the internal reporting to the chief operating decision maker, which has been identified by the company as the Board.

(d) Foreign currency translation

Functional and presentation currency

Items included in the financial statements of the Company are measured using the currency of the primary economic environment in which the Company operates ('the functional currency). The financial statements are presented in Australian dollars, which is Regener8 Resources NL's functional and presentation currency.

Transactions and balances

Foreign currency transactions are translated into functional currency using the exchange rates prevailing at the dates of the transactions. Foreign currency monetary assets and liabilities at the reporting date are translated at the exchange rate existing at reporting date. Exchange differences are recognised in profit or loss in the period in which they arise.

Group companies

The results and financial position of foreign operations (none of which has the currency of a hyperinflationary economy) that have a functional currency different from the presentation currency are translated into the presentation currency as follows:

- assets and liabilities for each statement of financial position presented are translated at the closing rate at the date of that Statement of Financial Position;
- income and expenses for each statement of profit or loss and other comprehensive income are translated at average exchange rates (unless this is not a reasonable approximation of the cumulative effect of the rates prevailing on the transaction dates, in which

For personal use only

case income and expenses are translated at the dates of the transactions); and

- all resulting exchange differences are recognised in other comprehensive income.

On consolidation, exchange differences arising from the translation of any net investment in foreign entities, and of borrowings and other financial instruments designated as hedges of such investments, are recognised in other comprehensive income. When a foreign operation is sold or any borrowings forming part of the net investment are repaid, a proportionate share of such exchange difference is reclassified to profit or loss, as part of the gain or loss on sale where applicable.

Goodwill and fair value adjustments arising on the acquisition of a foreign operation are treated as assets and liabilities of the foreign operation and translated at the closing rate.

(e) Revenue recognition

Other income is measured as the fair value of the consideration received or receivable. The Company recognises revenue when the amount of revenue can be reliably measured, and it is probable that the future economic benefits will flow to the entity.

Other income for other business activities is recognised on the following basis:

Interest income

Interest revenue is recognised on a time proportionate basis that takes into account the effective yield on the financial asset.

Other income

Other income is recognised in the accounting period in which the transaction occurred.

(f) Income Tax and Other Taxes

The income tax expense or revenue for the period is the tax payable on the current period's taxable income based on the applicable income tax rate for each jurisdiction adjusted by changes in deferred tax assets and liabilities attributable to temporary differences and to unused tax losses.

The current income tax charge is calculated on the basis of the tax laws enacted or substantively enacted at the end of the reporting period in the countries where the company's subsidiaries and associates operate and generate taxable income. Management periodically evaluates positions taken in tax returns with respect to situations in which applicable tax regulation is subject to interpretation. It establishes provision where appropriate on the basis of amounts expected to be paid to the tax authorities.

Deferred income tax is provided in full, using the liability method, on temporary differences arising between the tax bases of assets and liabilities and their carrying amounts in the financial statements. However, deferred tax liabilities are not recognised if they arise from the initial recognition of goodwill. Deferred income tax is also not accounted for if it arises from initial recognition of an asset or liability in a transaction other than a business combination that at the time of the transaction affects neither accounting nor taxable profit or loss. Deferred income tax is determined using tax rates (and laws) that have been enacted or substantially enacted by the end of the reporting period and are expected to apply when the related deferred income tax asset is realised, or the deferred income tax liability is settled.

Deferred tax assets are recognised for deductible temporary differences and unused tax losses only if it is probable that future taxable amounts will be available to utilise those temporary differences and losses.

Deferred tax liabilities and assets are not recognised for temporary differences between the carrying amount and tax bases of investments in foreign operations where the company is able to control the timing of the reversal of the temporary differences and it is probable that the differences will not reverse in the foreseeable future.

Deferred tax assets and liabilities are offset when there is a legally enforceable right to offset current tax assets and liabilities and when the deferred tax balances relate to the same taxation authority. Current tax assets and tax liabilities are offset where the entity has a legally enforceable right to offset and intends either to settle on a net basis, or to realise the asset and settle the liability simultaneously.

Current and deferred tax is recognised in profit or loss, except to the extent that it relates to items recognised in other comprehensive income or directly in equity. In this case, the tax is also recognised in other comprehensive income or directly in equity, respectively.

(g) Goods and Services Tax (GST)

Revenues, expenses and assets are recognised net of the amount of GST except:

- where the GST incurred on a purchase of goods and services is not recoverable from the taxation authority, in which case the GST is recognised as part of the cost of acquisition of the asset or as part of the expense item as applicable; and
- receivables and payables are stated with the amount of GST included.

The net amount of GST recoverable from, or payable to, the taxation authority is included as part of receivables or payables in the Statement of Financial Position.

Cash flows are included in the Statement of Cash Flows on a gross basis and the GST component of cash flow arising from investing and financing activities, which is recoverable from, or payable to, the taxation authority are classified as operating cash flows.

For personal use only

Commitments and contingencies are disclosed net of the amount of GST recoverable from, or payable to, the taxation authority.

(h) Exploration and evaluation expenditure

The Company capitalises expenses relating to exploration and evaluation expenditure in respect of each identifiable area of interest.

These costs are carried forward only if they relate to an area of interest for which rights of tenure are current and in respect of which:

- such costs are expected to be recouped through successful development and exploitation or from sale of the area; or
- exploration and evaluation activities in the area have not, at balance date, reached a stage which permits a reasonable assessment of the existence or otherwise of economically recoverable reserves, and active operations in, or relating to, the area are continuing.

Accumulated costs in respect of areas of interest which are abandoned are written off in full against profit in the period in which the decision to abandon the area is made. A regular review is undertaken of each area of interest to determine the appropriateness of continuing to carry forward costs in relation to that area of interest.

Notwithstanding the fact that a decision not to abandon an area of interest has been made, based on the above, the exploration and evaluation expenditure in relation to an area may still be written off if considered appropriate to do so.

(i) Impairment of Assets

The Company assesses at each reporting date whether there is an indication that an asset may be impaired. If any such indication exists, or when annual impairment testing for an asset is required, the Company makes an estimate of the asset's recoverable amount. An asset's recoverable amount is the higher of its fair value less costs to sell and its value in use and is determined for an individual asset, unless the asset does not generate cash inflows that are largely independent of those from other assets or groups of assets and the asset's values in use cannot be estimated to be close to its fair value. In such cases the asset is tested for impairment as part of the cash generating unit to which it belongs.

When the carrying amount of an asset or cash-generating unit exceeds its recoverable amount, the asset or cash-generating unit is considered impaired and is written down to its recoverable amount. In assessing value in use, the estimated future cash flows are discounted to their present value using a pre-tax discount rate that reflects current market assessments of the time value of money and the risks specific to the asset. Impairment losses relating to continuing operations are recognised in those expense categories consistent with the function of the impaired asset unless the asset is carried at re-valued amount (in which case the impairment loss is treated as a revaluation decrease).

As assessment is also made at each reporting date as to whether there is any indication that previously recognised impairment losses may no longer exist or may have decreased. If such indication exists, the recoverable amount is estimated. A previously recognised impairment loss is reversed only if there has been a change in the estimates used to determine the asset's recoverable amount since the last impairment loss was recognised. If that is the case the carrying amount of the asset is increased to its recoverable amount. That increased amount cannot exceed the carrying amount that would have been determined, net of depreciation, had the impairment loss been recognised for the asset in prior years. Such reversal is recognised in profit or loss unless the asset is carried at the re-valued amount, in which case the reversal is treated as a revaluation increase. After such a reversal the depreciation charge is adjusted in future periods to allocate the asset's revised carrying amount, less any residual value, on a systematic basis over its remaining useful life.

(j) Cash and Cash Equivalents

For the purposes of the statement of cash flows, cash and cash equivalents includes cash on hand, cash in bank accounts, money market investments readily convertible to cash within two working days, and bank bills but net of outstanding bank overdrafts.

(k) Trade and Other Receivables

Receivables are initially recognised at fair value and subsequently measured at amortised cost, less loss allowances. Current receivables for GST are due for settlement within 30 days and other current receivables within 12 months.

(l) Investments and other financial assets

Classification

The Company classifies its financial assets in the following measurement categories:

- those to be measured subsequently at fair value (either through OCI, or through profit or loss), and
- those to be measured at amortised cost.

The classification depends on the entity's business model for managing the financial assets and the contractual terms of the cash flows.

For assets measured at fair value, gains and losses will either be recorded in profit or loss or OCI. For investments in equity instruments that are not held for trading, this will depend on whether the Company has made an irrevocable election at the time of initial recognition to account for the equity investment at fair value through other comprehensive income (FVOCI). The Company

For personal use only

reclassifies debt investments when and only when its business model for managing those assets changes.

Measurement

At initial recognition, the Company measures a financial asset at its fair value plus, in the case of a financial asset not at fair value through profit or loss (FVPL), transaction costs that are directly attributable to the acquisition of the financial asset. Transaction costs of financial assets carried at FVPL are expensed in profit or loss.

Financial assets with embedded derivatives are considered in their entirety when determining whether their cash flows are solely payment of principal and interest.

Impairment

The Company assesses on a forward-looking basis the expected credit losses associated with its debt instruments carried at amortised cost and FVOCI. The impairment methodology applied depends on whether there has been a significant increase in credit risk.

For trade receivables, the Company applies the simplified approach permitted by AASB 9, which requires expected lifetime losses to be recognised from initial recognition of the receivables.

(m) Property, Plant and Equipment

Plant and equipment is stated at historical cost less accumulated depreciation and any impairment in value. Historical cost includes expenditure that is directly attributable to the acquisition of the items.

Subsequent costs are included in the asset's carrying amount or recognised as a separate asset, as appropriate, only when it is probable that future economic benefits associated with the item will flow to the company and the cost of the item can be measured reliably. The carrying amount of any component accounted for as a separate asset is derecognised when replaced.

Depreciation is calculated using straight-line method to allocate their cost or revalued amounts, net of their residual values, over their estimated useful lives.

The assets' residual values and useful lives are reviewed, and adjusted if appropriate, at the end of each reporting period.

An asset's carrying amount is written down immediately to its recoverable amount if the asset's carrying amount is greater than its estimated recoverable amount.

Gains and losses on disposals are determined by comparing proceeds with carrying amount. These are included in profit or loss.

(n) Right-of-Use Assets and Lease Liabilities

The Group assesses at contract inception whether a contract is, or contains, a lease. A contract is, or contains, a lease if it conveys the right to control the use of an identified asset for a period of time in exchange for consideration.

The Group recognises a right-of-use asset and a corresponding lease liability at the commencement date of a lease. Right-of-use assets are measured at cost, comprising the initial measurement of the lease liability, any lease payments made at or before the commencement date and any initial direct costs incurred.

Right-of-use assets are depreciated on a straight-line basis over the shorter of the lease term and the useful life of the underlying asset.

Lease liabilities are initially measured at the present value of future lease payments and subsequently measured by increasing the carrying amount to reflect interest on the lease liability and reducing it for lease payments made.

The Group has elected to apply the recognition exemptions available under AASB 16 for short-term leases and leases of low-value assets.

(o) Acquisition of assets

Where an entity or operation is acquired, the identifiable assets acquired (and, where applicable, identifiable liabilities assumed) are to be measured at the acquisition date at their relative fair values of the purchase consideration.

Where the acquisition is a group of assets or net assets, the cost of acquisition will be apportioned to the individual assets acquired (and, where applicable, liabilities assumed). Where a group of assets acquired does not form an entity or operation, the cost of acquisition is apportioned to each asset in proportion to the fair values of the assets as at the acquisition date.

(p) Share-Based Payment Transactions

Benefits to Directors, Employees and consultants

The Company provides benefits to employees and consultants (including directors) of the Company in the form of share-based payment transactions, whereby employees render services in exchange for shares or rights over shares or options ("equity-settled transactions").

The costs of these equity settled transactions are measured by reference to the fair value of the equity instruments at the date on which they are granted. The fair value of performance rights granted is determined using the single barrier share option pricing model. The fair value of options granted is determined by using the Black-Scholes option pricing technique.

The cost of these equity-settled transactions is recognised, together with a corresponding increase in equity, over the period in which the performance and/or service conditions are fulfilled (the vesting period).

At each subsequent reporting date until vesting, the cumulative charge to the profit or loss is the product of: (i)

For personal use only

the fair value at grant date of the award; (ii) the current best estimate of the number of equity instruments that will vest, taking into account such factors as the likelihood of employee turnover during the vesting period and the likelihood of non-market performance conditions being met; and (iii) the expired portion of the vesting period.

The charge to the profit or loss for the period is the cumulative amount as calculated above less the amounts already charged in previous periods. There is a corresponding credit to equity.

Until an equity instrument has vested, any amounts recorded are contingent and will be adjusted if more or fewer equity instruments vest than were originally anticipated to do so. Any equity instrument subject to a market condition is valued as if it will vest irrespective of whether or not that market condition is fulfilled, provided that all other conditions are satisfied.

If the terms of an equity-settled award are modified, as a minimum, an expense is recognised as if the terms had not been modified. An additional expense is recognised for any modification that increases the total fair value of the share-based payment arrangement or is otherwise beneficial to the recipient of the award, as measured at the date of modification.

If an equity-settled transaction is cancelled (other than a grant cancelled by forfeiture when the vesting conditions are not satisfied), it is treated as if it had vested on the date of cancellation, and any expense not yet recognised for the award is recognised immediately. However, if a new equity instrument is substituted for the cancelled award and designated as a replacement award on the date that it is granted, the cancelled and new equity instrument are treated as if they were a modification of the original award, as described in the preceding paragraph.

Benefits to Vendors

The Company provides benefits to vendors of the Company in the form of share-based payment transactions, whereby the vendor has rendered services in exchange for shares or rights over shares or options ("equity-settled transactions").

The fair value is measured by reference to the value of the goods or services received. If these cannot be reliably measured, then by reference to the fair value of the equity instruments granted.

The cost of these equity-settled transactions is recognised over the period in which the service was received.

(q) Fair value estimation

The fair value of financial assets and financial liabilities must be estimated for recognition and measurement or for disclosure purposes.

The carrying value less impairment provision of trade receivables and payables are assumed to approximately their fair value due to their short-term nature. The fair value of financial liabilities for disclosure purposes is estimated by discounting the future contractual cash flows at the current market interest rate that is available to the Company for similar financial instruments.

(r) Employee Entitlements

The Company's liability for employee entitlements arising from services rendered by employees to reporting date is recognised in other payables. Employee entitlements expected to be settled within one year together with entitlements arising from wages and salaries, and annual leave which will be settled within one year, have been measured at their nominal amount and include related on-costs.

(s) Provisions

Provisions are recognised when the entity has a present obligation, the future sacrifice of economic benefits is probable, and the amount of the provision can be measured reliably.

The amount recognised as a provision is the best estimate of the consideration required to settle the present obligation at reporting date, taking into account the risks and uncertainties surrounding the obligation. Where a provision is measured using the cashflows estimated to settle the present obligation, its carrying amount is the present value of those cashflows.

When some or all of the economic benefits required to settle a provision are expected to be recovered from a third party, the receivable is recognised as an asset if it is virtually certain that recovery will be received, and the amount of the receivable can be measured reliably.

(t) Loss/Earnings per share

Basic loss per share

Basic earnings per share is determined by dividing the operating loss attributable to the equity holder of the Company after income tax by the weighted average number of ordinary shares outstanding during the financial year.

Diluted earnings per share

Diluted earnings per share adjusts the figures used in determination of basic earnings per share by taking into account amounts unpaid on ordinary shares and any reduction in earnings per share that will arise from the exercise of options outstanding during the year.

(u) Trade and other payables

Trade payables and other payables are carried at cost and represent liabilities for goods and services provided to the Company prior to the end of the financial period that are unpaid and arise when the Company becomes obliged to make future payments in respect of the purchase of these goods and services. The amounts are unsecured and usually paid within 30 days of recognition.

(v) Contributed equity

Issued and paid up capital is recognised at the fair value of the consideration received by the Company. Any transaction costs arising on the issue of ordinary shares are recognised directly in equity as a reduction of the share proceeds received.

(w) Dividends

No dividends were paid or proposed during the period.

For personal use only

Name of entity	Type of entity	Trustee partner or participant in JV	Share capital	Place of incorporation	Australian resident or foreign resident	Foreign jurisdiction of foreign residents
Regener8 Resources NL	Body Corporate	-	n/a	Australia	Australian	-
Orichalcum d.o.o.	Body Corporate	-	100%	Bosnia-Herzegovina	Foreign	Bosnia-Herzegovina

1 Foreign tax jurisdiction in which the entity is a resident for tax purposes (according to the law of the foreign jurisdiction).

Basis of preparation

This consolidated entity disclosure statement has been prepared in accordance with the Corporations Act 2001 and includes information for each entity that was part of the consolidated entity as at the end of the financial year in accordance with AASB 10 Consolidated Financial Statements.

Determination of tax residency

Section 295 (3A)(vi) of the *Corporation Act 2001* defines tax residency as having the meaning in the *Income Tax Assessment Act 1997*. The determination of tax residency involves judgement as there are different interpretations that could be adopted, and which could give rise to a different conclusion on residency.

In determining tax residency, the entity has applied the following interpretations:

- Australian tax residency

  The entity has applied current legislation and judicial precedent, including having regard to the Tax Commissioner's public guidance in Tax Ruling TR 2018/5

- Foreign tax residency

  Where necessary, the entity has used independent tax advisers in foreign jurisdictions to assist in its determination of tax residency to ensure applicable foreign tax legislation has been complied with (see section 295(3A)(vii) of the *Corporations Act 2001*).

Partnerships and trusts

Australian tax law generally does not contain corresponding residency tests for partnerships and trusts and these entities are typically taxed on a flow-through basis.

Additional disclosures on the tax status of partnerships and trusts have been provided where relevant.

For personal use only

The Directors of the Group declare that:

1. The financial statements and accompanying notes, are in accordance with the *Corporations Act 2001* and:
   (a) comply with Accounting Standards, the *Corporations Regulations 2001* and other mandatory professional reporting requirements; and
   (b) give a true and fair view of the financial position of the Group as at 30 June 2026 and of its performance for the period ended on that date.
2. There are reasonable grounds to believe that the Company will be able to pay its debts as and when they become due and payable.
3. The financial statements and notes also comply with International Financial Reporting Standards.
4. The consolidated entity disclosure statement on the previous page is true and correct.
5. The Directors have been given the declarations as required by section 295A of the *Corporations Act 2001*.

This declaration is made in accordance with a resolution of the Board of Directors and is signed for and on behalf of the Directors by:

Robert Boston
Non-Executive Chairman

Perth, Western Australia
30 September 2026

For personal use only

For personal use only

INDEPENDENT AUDITOR'S REPORT
TO THE MEMBERS OF REGENER8 RESOURCES NL

Report on the Audit of the Financial Report

Opinion

We have audited the financial report of Regener8 Resources NL ("the Company") and its subsidiaries ("the Consolidated Entity"), which comprises the consolidated statement of financial position as at 30 June 2026, the consolidated statement of profit or loss and other comprehensive income, the consolidated statement of changes in equity and the consolidated statement of cash flows for the year then ended, and notes to the financial statements, including material accounting policy information, the consolidated entity disclosure statement and the director's declaration.

In our opinion:

a. the accompanying financial report of the Consolidated Entity is in accordance with the *Corporations Act 2001*, including:

   (i) giving a true and fair view of the Consolidated Entity's financial position as at 30 June 2026 and of its financial performance for the year then ended; and

   (ii) complying with Australian Accounting Standards and the Corporations Regulations 2001.

Basis for Opinion

We conducted our audit in accordance with Australian Auditing Standards. Our responsibilities under those standards are further described in the *Auditor's Responsibilities for the Audit of the Financial Report* section of our report. We are independent of the Consolidated Entity in accordance with the auditor independence requirements of the *Corporations Act 2001* and the ethical requirements of the Accounting Professional and Ethical Standards Board's *APES 110 Code of Ethics for Professional Accountants (including Independence Standards)* (the Code) that are relevant to our audit of the financial report in Australia. We have also fulfilled our other ethical responsibilities in accordance with the Code.

We believe that the audit evidence we have obtained is sufficient and appropriate to provide a basis for our opinion.

For personal use only

Key Audit Matters

Key audit matters which in our professional judgement, were of most significance in our audit of the financial report of the current period. These matters were addressed in the context of our audit of the financial report as a whole, and in forming our opinion thereon, and we do not provide a separate opinion on these matters.

Key Audit Matter	How our audit addressed the Key Audit Matter

Exploration and Evaluation Expenditure
 	
As disclosed in Note 6 to the financial statements, as at 30 June 2026 the Group had capitalised exploration and evaluation assets of $2,932,800. During the year, the Group completed the acquisition of 100% of Orichalcum d.o.o., which was accounted for as an asset acquisition with acquisition costs of $1,074,853 capitalised. An impairment of exploration assets of $149,324 was recognised in profit or loss during the year.
 	
The recognition and recoverability of the exploration and evaluation expenditure was considered a key audit matter due to:
• The significance of the balance to the Consolidated Entity's financial position;
• The level of judgement required in evaluating management's application of the requirements of AASB 6 Exploration for and Evaluation of Mineral Resources ("AASB 6"). AASB 6 is an industry specific accounting standard requiring the application of significant judgements, estimates and industry knowledge. This includes specific requirements for expenditure to be capitalised as an asset and subsequent requirements which must be complied with for capitalised expenditure to continue to be carried as an asset; and
• The assessment of impairment of mineral exploration expenditure being inherently difficult.
	Our audit procedures included but were not limited to:
	• Assessing management's determination of its areas of interest for consistency with the definition in AASB 6 Exploration and Evaluation of Mineral Resources ("AASB 6");
	• For each area of interest, we assessed the Consolidated Entity's rights to tenure by corroborating to government registries;
	• Assessing the accounting for the acquisition of Orichalcum d.o.o.by:
	  ○ reviewing the terms and completion of the acquisition to the executed share sale and purchase agreement, share transfer agreement and notarised closing memorandum;
	  ○ agreeing the cash consideration to payment records and the share consideration to the share registry, and assessing the fair value of the shares issued in accordance with AASB 2 Share-based Payment; and
	  ○ assessing the allocation of the acquisition cost to exploration and evaluation expenditure;
	• We tested the additions to capitalised expenditure for the year by evaluating a sample of recorded expenditure for consistency to underlying records, the capitalisation requirements of the Consolidated Entity's accounting policy and the requirements of AASB 6;
	• We considered the activities in each area of interest to date and assessed the planned future activities for each area of interest by evaluating budgets for each area of interest;
	• We assessed each area of interest for one or more of the following circumstances that may indicate impairment of the capitalised expenditure:
	  ○ The licenses for the right to explore expiring in the near future or are not expected to be renewed;
	  ○ Substantive expenditure for further

Key Audit Matter	How our audit addressed the Key Audit Matter
	exploration in the specific area is neither budgeted or planned; ○ Decision or intent by the Consolidated Entity to discontinue activities in the specific area of interest due to lack of commercially viable quantities of resources; and ○ Data indicating that, although a development in the specific area is likely to proceed, the carrying amount of the exploration asset is unlikely to be recovered in full from successful development or sale. • We also assessed the appropriateness of the related disclosures in Note 6 to the financial statements.

Other Information

The directors are responsible for the other information. The other information comprises the information included in the Consolidated Entity's annual report for the year ended 30 June 2026, but does not include the financial report and our auditor's report thereon.

Our opinion on the financial report does not cover the other information and accordingly we do not express any form of assurance conclusion thereon, with the exception of the remuneration report and our related assurance opinion.

In connection with our audit of the financial report, our responsibility is to read the other information and, in doing so, consider whether the other information is materially inconsistent with the financial report or our knowledge obtained in the audit or otherwise appears to be materially misstated.

If, based on the work we have performed, we conclude that there is a material misstatement of this other information, we are required to report that fact. We have nothing to report in this regard.

For personal use only

For personal use only

Responsibilities of the Directors for the Financial Report

The directors of the Company are responsible for the preparation of the financial report that gives a true and fair view in accordance with Australian Accounting Standards and the *Corporations Act 2001* and for such internal control as the directors determine is necessary to enable the preparation of the financial report that gives a true and fair view and is free from material misstatement, whether due to fraud or error, and the consolidated entity disclosure statement that is true and correct and is free of misstatement, whether due to fraud or error.

In preparing the financial report, the directors are responsible for assessing the Consolidated Entity's ability to continue as a going concern, disclosing, as applicable, matters related to going concern and using the going concern basis of accounting unless the directors either intend to liquidate the Consolidated Entity or to cease operations, or has no realistic alternative but to do so.

Auditor's Responsibilities for the Audit of the Financial Report

Our objectives are to obtain reasonable assurance about whether the financial report as a whole is free from material misstatement, whether due to fraud or error, and to issue an auditor's report that includes our opinion. Reasonable assurance is a high level of assurance, but is not a guarantee that an audit conducted in accordance with the Australian Auditing Standards will always detect a material misstatement when it exists. Misstatements can arise from fraud or error and are considered material if, individually or in the aggregate, they could reasonably be expected to influence the economic decisions of users taken on the basis of this financial report.

As part of an audit in accordance with the Australian Auditing Standards, we exercise professional judgement and maintain professional scepticism throughout the audit. We also:

- Identify and assess the risks of material misstatement of the financial report, whether due to fraud or error, design and perform audit procedures responsive to those risks, and obtain audit evidence that is sufficient and appropriate to provide a basis for our opinion. The risk of not detecting a material misstatement resulting from fraud is higher than for one resulting from error, as fraud may involve collusion, forgery, intentional omissions, misrepresentations, or the override of internal control.
- Obtain an understanding of internal control relevant to the audit in order to design audit procedures that are appropriate in the circumstances, but not for the purpose of expressing an opinion on the effectiveness of the Consolidated Entity's internal control.
- Evaluate the appropriateness of accounting policies used and the reasonableness of accounting estimates and related disclosures made by the directors.
- Conclude on the appropriateness of the directors' use of the going concern basis of accounting and, based on the audit evidence obtained, whether a material uncertainty exists related to events or conditions that may cast significant doubt on the Consolidated Entity's ability to continue as a going concern. If we conclude that a material uncertainty exists, we are required to draw attention in our auditor's report to the related disclosures in the financial report or, if such disclosures are inadequate, to modify our opinion. Our conclusions are based on the audit evidence obtained up to the date of our auditor's report. However, future events or conditions may cause the Consolidated Entity to cease to continue as a going concern.

For personal use only

- Evaluate the overall presentation, structure and content of the financial report, including the disclosures, and whether the financial report represents the underlying transactions and events in a manner that achieves fair presentation.
- Obtain sufficient appropriate audit evidence regarding the financial information of the entities or business activities within the Consolidated Entity to express an opinion on the financial report. We are responsible for the direction, supervision and performance of the Consolidated Entity audit. We remain solely responsible for our audit opinion.

We communicate with the directors regarding, among other matters, the planned scope and timing of the audit and significant audit findings, including any significant deficiencies in internal control that we identify during our audit.

We also provide the directors with a statement that we have complied with relevant ethical requirements regarding independence, and to communicate with them all relationships and other matters that may reasonably be thought to bear on our independence, and where applicable, related safeguards.

From the matters communicated with the directors, we determine those matters that were of most significance in the audit of the financial report of the current period and are therefore the key audit matters. We describe these matters in our auditor's report unless law or regulation precludes public disclosure about the matter or when, in extremely rare circumstances, we determine that a matter should not be communicated in our report because the adverse consequences of doing so would reasonably be expected to outweigh the public interest benefits of such communication.

Report on the Remuneration Report

Opinion on the Remuneration Report

We have audited the Remuneration Report included in the directors' report for the year ended 30 June 2026.

In our opinion, the Remuneration Report of Company, for the year ended 30 June 2026, complies with section 300A of the *Corporations Act 2001*.

Responsibilities

The directors of the Company are responsible for the preparation and presentation of the remuneration report in accordance with s 300A of the *Corporations Act 2001*. Our responsibility is to express an opinion on the remuneration report, based on our audit conducted in accordance with Australian Auditing Standards.

Hall Chadwick

HALL CHADWICK WA AUDIT PTY LTD

Mark Delaurentis

MARK DELAURENTIS CA
Director

Dated this 30th day of September 2026
Perth, Western Australia

For personal use only

The following additional information is required by ASX in respect of listed public companies only.

Information as at 24 September 2026

1 Distribution of shareholders

	Ordinary Shares		Partly Paid Shares	
Category	**Holders**	**% of securities in class**	**Holders**	**% of securities in class**
1 - 1,000	10	0.00%	-	-
1,001 - 5,000	22	0.10%	-	-
5,001 - 10,000	47	0.56%	-	-
10,001 - 100,000	122	6.63%	-	-
100,001 and above	101	92.71%	11	100
Total	**302**	**100%**	**11**	**100%**

Based on the closing share price of $0.135 on 24 September 2026, the number of shareholdings held in less than marketable parcels is 21, representing 0.03% of the Issued Capital.

2 Distribution of unquoted securities

	Class A, B and C Performance Rights		Class D Performance Rights	
Category	**Holders**	**% of securities in class**	**Holders**	**% of securities in class**
1 - 1,000	-	0.00	-	0.00
1,001 - 5,000	-	0.00	-	0.00
5,001 - 10,000	-	0.00	-	0.00
10,001 - 100,000	2	23.53	-	0.00
100,001 and above	2	76.47	1	100.00
Total	**4**	**100.00**	**1**	**100.00**

3 Voting rights

The voting rights attached to each class of equity security are as follows:

Fully paid ordinary shares	Each ordinary share is entitled to one vote when a poll is called, otherwise each member present at a meeting or by proxy has one vote on a show of hands.
Partly paid shares	The holder will be entitled to exercise any vote attaching to a partly paid share at general meetings of members in accordance with the Constitution of the Company. Under the Constitution, a fraction of a vote for each partly paid share held by the member and in respect of which the member is entitled to vote, equivalent to the proportion which the amount paid (not credited) on the share bears to the total amounts paid and payable (excluding amounts credited) on the share.
Options	There are no voting rights attached to any class of options on issue.
Performance rights	There are no voting rights attached to any class of performance right on issue.

For personal use only

4 20 largest shareholders - ordinary shares as at 24 September 2026

Position	Holder Name	Holding	%
1	DC & PC HOLDINGS PTY LTD <DC & PC NEESHAM SUPER A/C>	5,034,719	6.51%
2	SP CAPITAL PTY LTD	4,057,629	5.25%
3	KITARA INVESTMENTS PTY LTD <KUMOVA #1 FAMILY A/C>	3,950,000	5.11%
4	GONDWANA INVESTMENT GROUP PTY LTD <KUMOVA FAMILY SUPER FUND A/C>	3,737,500	4.83%
5	ANGKOR IMPERIAL RESOURCES PTY LTD <TURKISH BREAD S/F A/C>	3,210,000	4.15%
6	J STIMPSON PTY LTD <HOEK A/C>	2,879,999	3.72%
7	CITICORP NOMINEES PTY LIMITED	2,347,952	3.04%
8	WINTRUZ INVESTMENT LTD	2,300,000	2.97%
9	MR WILLI RUDIN	2,102,000	2.72%
10	ORC PTY LTD	2,037,610	2.63%
11	MR KIM RUDIN	2,000,000	2.59%
12	DELTAFLEX PTY LTD	2,000,000	2.59%
13	BNP PARIBAS NOMINEES PTY LTD <HUB24 CUSTODIAL SERV LTD>	1,728,852	2.24%
14	ATELETA PTY LTD <G & G SUPERANNUATION A/C>	1,650,000	2.13%
15	CUPRUM PLUS LTD	1,590,000	2.06%
16	MR FARIS SALIM CASSIM	1,575,000	2.04%
17	OKAWARI CONSORTIUM PTY LTD <THE OKA A/C>	1,081,250	1.40%
18	ALITIME NOMINEES PTY LTD <HONEYHAM FAMILY A/C>	1,047,180	1.35%
19	GLOBAL CONSORTIUM HOLDINGS PTY LTD <FTW HOLDINGS A/C>	956,250	1.24%
20	DR ROSS BERGE CHANDLER	843,306	1.09%
	Totals	**46,129,247**	**59.66%**
	Balance of Register	**31,212,016**	**40.34%**
	Total issued capital – Fully paid ordinary shares	**77,341,263**	**100.00%**

5 Securities Subject to Escrow

There are no securities that are subject to ASX-imposed escrow.

For personal use only

6 Substantial Shareholders of Ordinary Shares

As at 24 September 2026 the following shareholders held more than 5% of issued capital in the company as per substantial shareholder notices lodged with ASX:

Holder of Fully Paid Ordinary Shares	Nº of Shares	% voting power held
TIMOTHY PAUL NEESHAM & ALICIA NICOLE HONEY [1]	4,020,000	12.21%
TOLGA KUMOVA [2]	3,206,205 FPOs and 87,500 Partly Paid	9.45% 0.14%
PAMELA CHRISTINE NEESHAM & DAVID CHARLES NEESHAM [3]	5,114,719 FPOs and 87,500 Partly Paid	6.62% 0.11%

7 Unquoted securities as at 24 September 2026

Set out below are the classes of unquoted securities currently on issue.

1. 16,875,000 Partly Paid shares with an issue price of $0.20 of which $0.005 was paid upon issue
2. 566,667 Class A Performance Rights – Expiring 23 June 2027
3. 566,667 Class B Performance Rights - Expiring 23 June 2027
4. 566,666 Class C Performance Rights - Expiring 23 June 2027
5. 1,500,000 Class D Performance Rights - Expiring 23 June 2027

8 Unquoted equity securities holders with greater than 20% of an individual class

As at 24 September 2026, the following classes of unquoted securities had holders with greater than 20% of the class on issue that were not issued under an employee incentive scheme.

Partly paid shares (issue price of $0.20 of which $0.005 was paid upon issue)

Holder	Nº securities held	% held
SISU INTERNATIONAL PTY LTD	3,500,000	20.74
DC & PC HOLDINGS PTY LTD <DC & PC NEESHAM SUPERA/C>	3,500,000	20.74

Class D Performance Rights

Expiry date	Holder	Nº securities held	% held
23 June 2027	GTI ENERGY LTD	1,500,000	100.00

9 Other

The Company is not currently conducting an on-market buy-back. There are no issues of securities approved for the purposes of item 7 of section 611 of the Corporations Act which have not yet been completed. No securities were purchased on-market during the reporting period in respect of an employee incentive scheme.

[1] *Form 604 lodged with ASX on 9 September 2026*
[2] *Form 604 lodged with ASX on 16 July 2026*
[3] *Form 603 lodged with ASX on 9 September 2026*

10 ASX Listing Rule 4.10.19

Pursuant to ASX Listing Rule 4.10.19, the Company confirms it has used its cash and assets that it had at the time of admission to the official list of ASX on 6 July 2022 in a way that is consistent with its business objectives for the relevant reporting period.

11 Corporate Governance

Pursuant to the ASX Listing Rules, the Company's Corporate Governance Statement will be released in conjunction with this report. The Company's Corporate Governance Statement is available on the Company's website at: http://regener8resources.com.au/corporate-governance/

For personal use only