PLATINA RESOURCES

Ground *for* Growth

ANNUAL REPORT 2026

For the year ended 30 June 2026

For personal use only

Ground for Growth.

Platina enters FY2027 with strong foundations for growth: a focused portfolio, disciplined exploration strategy and a commitment to both advancing existing opportunities and identifying and securing other opportunities with potential to create lasting shareholder value. FY2026 strengthened the ground beneath the Company, positioning Platina to pursue discovery, build momentum and convert exploration success into meaningful future growth.

For personal use only

Contents

Corporate Directory	2
Chairman's Letter	3
Managing Director & Chief Executive Officer Report	5
Review of Operations	7
Tenement Position	18
Directors' Report	19
Remuneration Report	25
Auditor's Independence Declaration	31
Consolidated Financial Statements	32
Consolidated Statement of Comprehensive Income	32
Consolidated Statement of Financial Position	33
Consolidated Statement of Changes in Equity	34
Consolidated Statement of Cash Flows	35
Notes to the Financial Statements	36
Consolidated Entity Disclosure Statement	58
Declaration by Directors	59
Independent Auditor's Report	60
Shareholder Information	65

For personal use only

Corporate Directory

Directors and Company Secretary

Brian Moller
Paul Polito
Christopher Hartley
John Anderson
Paul Jurman (Company Secretary)

Head Office and Registered Office

Suite 9, Level 2, 389 Oxford Street
Mount Hawthorn WA 6016
Phone: +61 7 5580 9094
Fax: +61 8 9380 6761
www.platinaresources.com.au

Auditors

Bentleys
Level 9, 123 Albert Street
Brisbane QLD 4000
Tel: +61 7 3222 9777
www.bentleys.com.au

Share Registry

Link Market Services Limited
Level 12, 250 St Georges Terrace
Perth WA 6000
Tel: 1300 554 474
www.linkmarketservices.com.au

Stock Exchange Listing

Australian Securities Exchange Ltd
ASX Code: PGM

Australian Company Number

119 007 939

Solicitors

Hopgood Ganim Lawyers
Level 10, 360 Queen Street
Brisbane QLD 4000

Chairman's Letter

Brian Moller
Non-Executive Chairman

"We have sought not simply to accumulate ground, but to assemble a portfolio where geological merit, location, scale and access to infrastructure combine to provide Platina with a stronger platform from which discovery can create value."

Dear Shareholders,

FY2026 was a year of deliberate repositioning for Platina Resources and, importantly, a year in which we established stronger **ground for growth**. Over the course of 12 months, the Company moved from a geographically dispersed Western Australian exploration portfolio to a more concentrated gold strategy centred on the Laverton district, while continuing to preserve value from non-core assets through divestment, partnership and disciplined relinquishment.

The most important step in that transition was the acquisition of the Mt McKenna Gold Project in September 2025. Located approximately 13 km east of Laverton, Mt McKenna provided Platina with a substantial position in one of Australia's established gold districts and a project capable of supporting sustained, systematic exploration. The team moved quickly from acquisition to field activity, completing geological mapping, surface sampling, ground gravity and aeromagnetic programs, heritage work and three phases of aircore drilling during the financial year.

That work significantly improved our understanding of Mt McKenna and began to demonstrate the exploration potential of the ground we had acquired. Early-stage exploration results have provided a stronger geological framework and a growing series of targets for deeper reverse circulation drilling.

We also used the year to build scale around Laverton. The Sunrise Bore acquisition was completed on 26 June 2026 and reverse circulation drilling commenced immediately, targeting a historically identified mineralised trend that has seen limited modern exploration. Eight days earlier, we completed the acquisition of Mt Morgans South from Genesis Minerals. Together with Mt McKenna, these transactions established a Laverton portfolio of more than 312 km² across three complementary projects, all located close to established infrastructure, operating mines and processing facilities.

We have sought not simply to accumulate ground, but to assemble a portfolio where geological merit, location, scale and access to infrastructure combine to provide Platina with a stronger platform from which discovery can create value.

Importantly, this expansion was accompanied by continued portfolio discipline. We completed the sale of Xanadu to Kalamazoo Resources during the year, receiving Kalamazoo shares while retaining a 1% net smelter return royalty and exposure to a future resource milestone payment. At Brimstone, we entered a conditional farm-in and joint venture term sheet with NE Minerals under which it may earn an 80% interest by funding the project through to a Decision to Mine. This structure allows Platina to retain meaningful exposure while directing its own capital to higher-priority opportunities. Challa, Mt Narryer and Binti Binti were rationalised where the technical and commercial case did not support further expenditure.

For personal use only

For personal use only

This discipline is important. Growth in exploration is not achieved by pursuing every opportunity. It comes from concentrating capital and technical effort on the ground considered most capable of generating meaningful returns, while finding alternative ways to preserve value elsewhere in the portfolio.

The balance sheet remains a strategic advantage. In December 2025, Platina received the early release of the US$1 million warranty retention amount associated with the 2023 sale of the Platina Scandium Project to Rio Tinto. The June 2026 quarterly cash flow report, released after year end, recorded cash and cash equivalents of approximately $8.6 million at 30 June 2026. This provides a strong financial foundation from which to continue exploration while maintaining the flexibility to assess new opportunities.

"The ground is now in place, our geological understanding is advancing and the Company is well funded to undertake the next phase of exploration."

FY2026 also brought an important leadership transition. In February, Mr Corey Nolan advised the Board of his decision to step down as Managing Director. Mr Nolan led Platina through a significant period of change, including the successful sale of its scandium project, the repositioning of the Company towards Western Australian gold and the establishment of the Laverton portfolio. On behalf of the Board, I thank him for his contribution.

Dr Paul Polito started as our new Managing Director and Chief Executive Officer on 20 July 2026. He brings more than 30 years of exploration, geoscience, mine development and business development experience, including senior technical leadership roles with IGO and Anglo American. His technical depth and commercial experience are well suited to the next stage of Platina's development and to extracting greater value from the platform established during FY2026.

The task ahead is clear. We need to convert the geological opportunity established across Laverton into a disciplined pipeline of ranked targets, test those targets efficiently and move the strongest prospects into follow-up drilling. The ground is now in place, our geological understanding is advancing and the Company is well funded to undertake the next phase of exploration.

At the same time, we will remain open to new opportunities where our technical capability, balance sheet and transaction experience can create value without diluting focus. Our objective is not growth for its own sake, but growth built on quality ground, disciplined exploration and sound capital allocation.

On behalf of the Board, I thank our shareholders for their continued support, our employees and contractors for their work throughout the year and our Traditional Owner and community stakeholders for their ongoing engagement.

Platina enters FY2027 with a clearer portfolio, a strong funding position and a leadership team focused on discovery and shareholder value. FY2026 has given us the ground for growth. The focus now is on converting that foundation into exploration success and, ultimately, lasting value for shareholders.

Yours sincerely,

Brian Moller
Non-Executive Chairman
Platina Resources Limited

Managing Director & CEO's Report

For personal use only

Paul Polito
Managing Director and Chief Executive Officer

"What attracted me to Platina was the combination of project location, technical opportunity and financial capacity."

I am pleased to write to shareholders for the first time as Managing Director and Chief Executive Officer of Platina Resources. I formally commenced on 20 July 2026, shortly after the end of the financial year covered by this report, and I join the Company at an important point in its evolution.

What attracted me to Platina was the combination of project location, technical opportunity and financial capacity. The Company has assembled a meaningful gold exploration position around Laverton, an established mining centre with significant geological endowment and infrastructure. Just as importantly, the FY2026 exploration program generated a substantial body of new technical data that provides a strong platform for the next round of decisions.

Mt McKenna will remain a core focus. The work completed during FY2026 moved the project well beyond a conceptual regional target. Platina completed systematic mapping, gravity and magnetic interpretation and extensive aircore drilling across several prospective areas. The results identified multiple mineralised structures that warrant follow-up deeper testing, including the Granite Well East corridor and the Black Rock and Granite Hill prospect areas. Our job now is to integrate those datasets, sharpen the geological model and test the highest-priority targets with the most appropriate drilling method.

Sunrise Bore provides a different type of opportunity. Historical drilling demonstrates that gold mineralisation is present and the project has seen limited modern exploration. Platina commenced reverse circulation drilling immediately after the acquisition was completed, reflecting the depth of technical review undertaken before completion. There is clear value in combining the historical drilling with modern structural interpretation, geochemistry and new drilling to determine the scale and continuity of the system.

Mt Morgans South expands the search space further. It is a large project in a highly endowed part of the Laverton district, close to the Jupiter, Westralia and Wallaby deposits. The first priority is not simply to drill quickly. It is to compile and process the historical information properly, establish the geological and geochemical framework, complete access and heritage work and use those datasets to generate a ranked pipeline of targets. That disciplined approach is central to how I intend to lead exploration across the portfolio.

My background has been built across exploration geoscience, mine geology, mine development and the technical assessment of business development opportunities. I intend to apply that experience in two ways. First, we will continue to advance the existing Laverton portfolio with a strong technical foundation and clear decision points. Second, we will continue to assess new opportunities where Platina's technical skill set and financial position can create an advantage.

That does not mean pursuing acquisitions for the sake of growth. New projects must compete for capital against the opportunities we already own. They should strengthen the portfolio, offer a credible path to material discovery or value creation and be capable of being advanced in a way that suits Platina's scale.

Where an asset is better progressed by another party, the Company has already demonstrated a willingness to use sales, royalties and joint ventures to retain upside while redeploying capital.

I have been impressed by the quality of the work completed before my arrival and by the commitment of the team. The FY2026 program established the foundation. My priority is to build on it with rigorous geology, efficient exploration and disciplined commercial judgement. I look forward to keeping shareholders informed as we advance that work.

Yours sincerely,

Paul Polito
Managing Director and Chief Executive Officer
Platina Resources Limited

For personal use only

Review of Operations

For personal use only

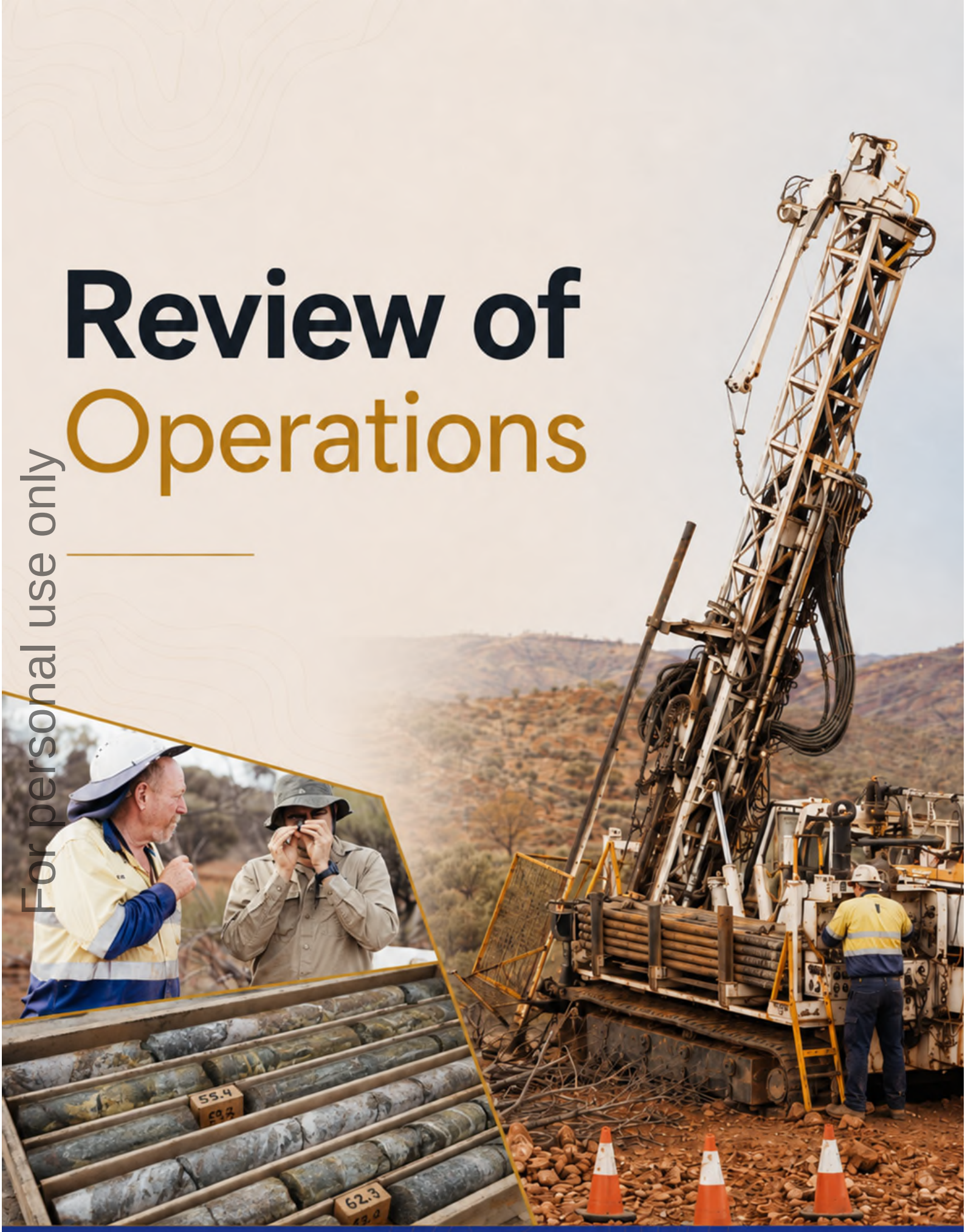

For personal use only

Review of Operations

Building a focused Western Australian gold portfolio

The financial year ended 30 June 2026 marked a significant repositioning of Platina Resources Limited, with the Company progressively concentrating its exploration activities and capital allocation around a larger, more coherent gold portfolio in Western Australia's Laverton district.

During FY2026, Platina acquired and rapidly advanced the Mt McKenna Gold Project, expanded its regional position through the acquisition of Mt Morgans South and Sunrise Bore, and continued to rationalise or monetise projects outside its principal exploration focus.

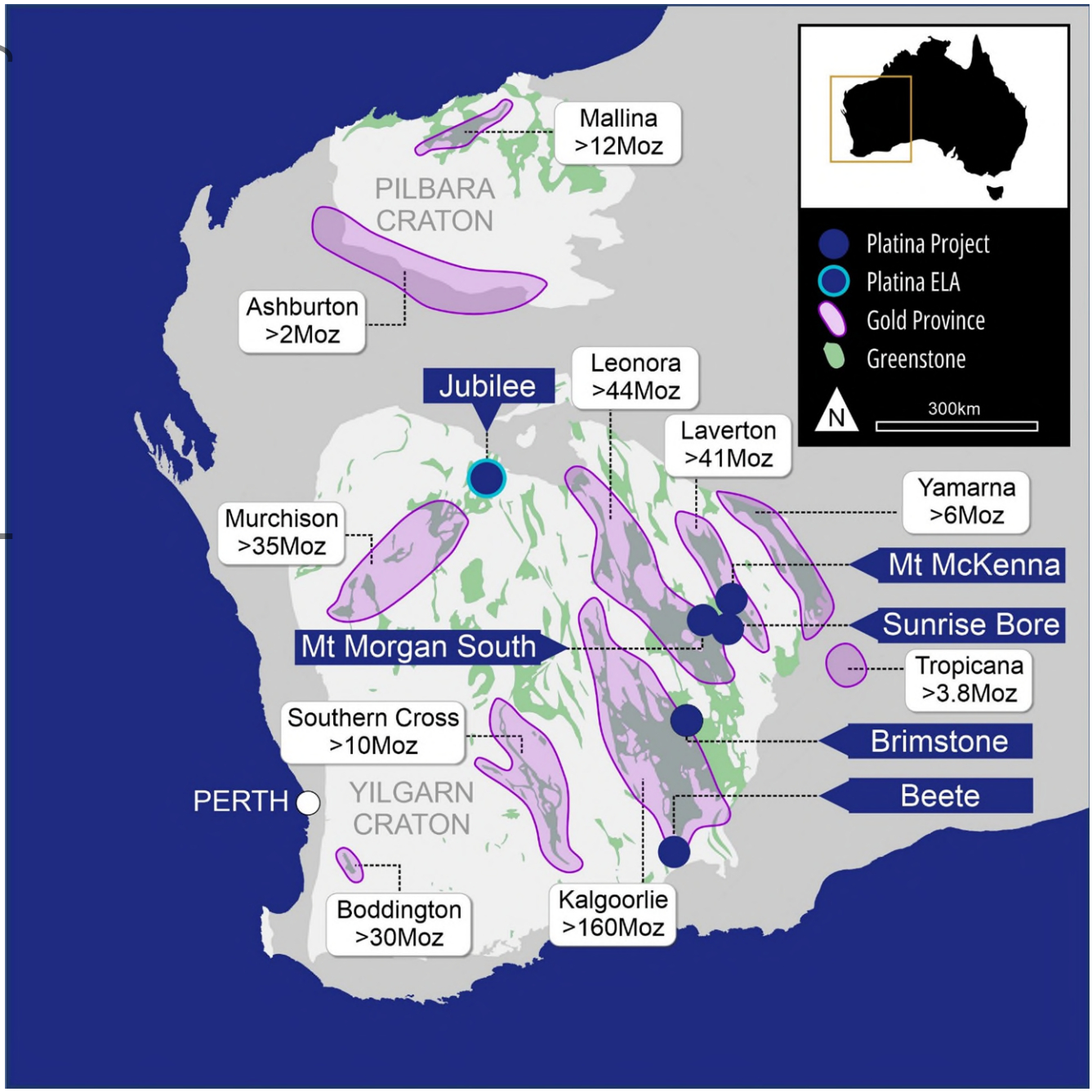

Figure 1. *Platina Resources project portfolio.*

The result was a materially different portfolio at year end; one increasingly centred on a recognised Western Australian gold district, supported by an active exploration program and a strong balance sheet.

This strategy provides the Ground for Growth underpinning the next stage of Platina's development, assembling prospective tenure, establishing a stronger geological understanding through systematic exploration and progressively advancing the most compelling targets towards deeper drilling and potential discovery.

At 30 June 2026, the Company's principal Laverton portfolio comprised Mt McKenna, Mt Morgans South and Sunrise Bore, providing more than 312 km² of exploration tenure in proximity to established gold operations and infrastructure.

The Company's current strategy is to create shareholder value through discovery within high-potential geological environments while maintaining disciplined capital allocation across its wider portfolio. The Company has a current Western Australian gold exploration focus targeting geological settings considered capable of hosting significant gold deposits.

For personal use only

Mt McKenna Gold Project

Establishing the Laverton platform

The acquisition of the Mt McKenna Gold Project in September 2025 was the defining portfolio development of FY2026 and established the foundation for Platina's increased focus on Laverton.

Located approximately 13 km east of Laverton, Mt McKenna lies within the Eastern Goldfields and in proximity to a number of established gold operations. The acquisition provided Platina with a substantial project position on which it could undertake systematic, district-scale exploration rather than relying on isolated prospect testing. At acquisition, historical exploration and surface sampling had already highlighted numerous prospective areas, providing an immediate pathway to field activity.

The Company commenced exploration shortly after completing the transaction. An exploration update released on 3 November 2025 outlined the identification and refinement of targets following geological interpretation and field activities, leading into the Company's maiden drilling campaign.

On 26 November 2025, Platina announced the commencement of its maiden aircore drilling program at Mt McKenna, across 7,500m. The program represented the first substantial drill test undertaken by Platina following the acquisition and was designed to investigate prospective geological and structural positions identified through the Company's earlier targeting work.

Figure 2. *Aircore drilling at the Mt McKenna Project in December 2025.*

For personal use only

Phase 1 drilling defines a mineralised system

Completed in December 2025, Phase 1 aircore drilling provided the first important confirmation that Platina's targeting methodology had identified a mineralised system at Mt McKenna.

Results from Target 2 outlined an approximately 1.5 km mineralised structure and generated multiple areas requiring follow-up. Rather than treating the initial program as a standalone drilling event, the Company used the geological information generated from Phase 1 to progressively refine the orientation, structural controls and priority areas for subsequent exploration.

This iterative exploration approach became a central feature of the Mt McKenna program during the second half of FY2026.

Expanding the search

Platina commenced Phase 2 aircore drilling on 27 February 2026, returning to Target 2 while preparing to extend systematic exploration across the broader Mt McKenna tenure.

At the same time, the Company was building a larger geological dataset from ground gravity, aeromagnetic data acquisition, interpretation and surface exploration. The objective was to move beyond the initial Target 2 discovery area and test a much greater portion of the prospective geological architecture.

A further Phase 3 aircore program commenced on 30 March 2026, extending drilling to additional high-priority areas. The program followed the completion of cultural heritage work and incorporated targets generated from the expanding geophysical and geological dataset.

The combined programs focused particularly on the Black Rock, Granite Hill, Granite Well East and Mt McKenna East areas.

This work was consistent with Platina's broader FY2026 exploration strategy of progressively moving from regional-scale target generation to systematic shallow drilling and ultimately deeper testing of the strongest mineralised structures.

New gold zones strengthen Mt McKenna opportunity

The results announced on 29 June 2026 represented an important step forward in the technical understanding of Mt McKenna.

Across two 2026 exploration phases, Platina completed 10,809m of aircore drilling in 220 holes, identifying several new zones of gold mineralisation and materially increasing the number of prospects available for follow-up.

At Granite Well East, drilling defined a mineralised corridor extending for more than 1 km. Significant results included:

- **MMKAC0239** - 1m at 7.10 g/t Au from 40m;
- **MMKAC0240** - 4m at 1.11 g/t Au from 12m and 7m at 0.61 g/t Au from 36m, including 2m at 1.41 g/t Au from 40m; and
- **MMKAC0194** - 4m at 0.93 g/t Au from 52m, including 3m at 1.13 g/t Au.

Importantly, several mineralised intersections occurred at or near the bottom of the aircore holes, indicating that mineralisation remained open beneath the shallow weathered profile and supporting the case for deeper drilling.

At Black Rock, the drilling and geochemical data defined a coherent north-northeast trending mineralised structure extending for more than 800m. The work also identified anomalous gold and associated pathfinder geochemistry along the interpreted structure, enhancing the target for deeper testing.

For personal use only

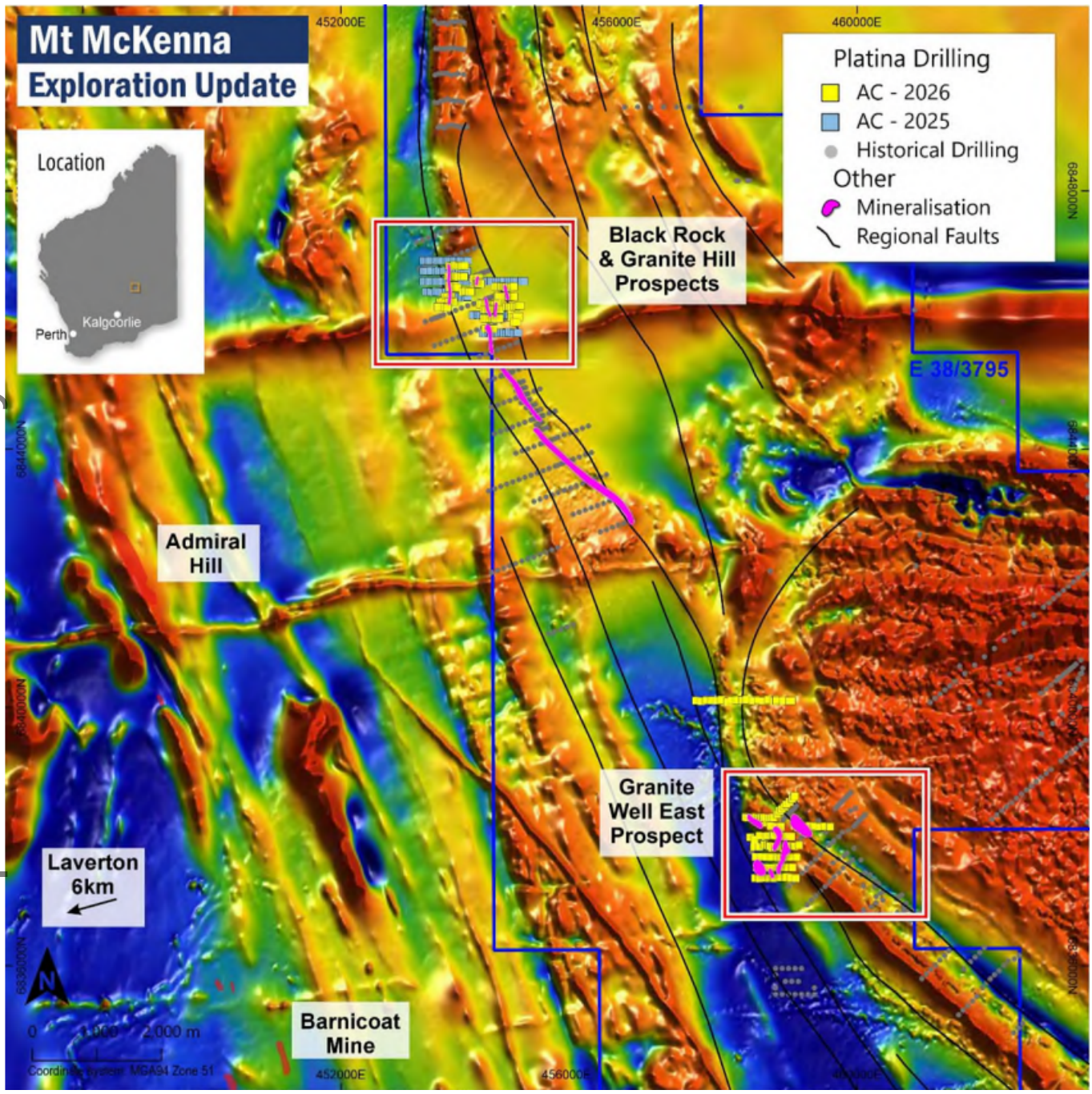

Figure 3. Map showing historical drilling along with Platina's aircore drilling on Mt McKenna's E38/3795 tenement. Red boxes indicating areas of aircore drilling focus. Observed mineralised corridors are also shown in pink. Map underlain by Geological Survey of Western Australia's (GSWA) reprocessed and Platina's newly acquired merged TMIRTP 1VD magnetic image by Core Geophysics.

The results significantly improved the Company's understanding of the relationship between local geology, structural architecture and mineralisation across Mt McKenna.

For Platina, the significance of the FY2026 drilling programs was therefore broader than individual intercepts. Aircore drilling provided a cost-effective means of screening a substantial area of prospective ground, identifying mineralised structures and ranking those structures before committing greater capital to reverse circulation drilling.

This approach has generated a growing pipeline of targets at different levels of maturity.

For personal use only

Moving towards deeper drilling

The June 2026 results provided the geological justification to progress selected Mt McKenna prospects to deeper testing.

The Company was awarded $109,200 under the Western Australian Government's Co-funded Exploration Drilling Program to support a 13-hole reverse circulation drilling campaign at Target 2. Follow-up work was also planned for Granite Well East, including additional aircore drilling designed to infill and extend the newly identified mineralised corridor before testing the strongest structural positions at depth.

This progression from regional targeting, to shallow aircore drilling and then to deeper RC testing represents the exploration pathway Platina intends to apply across its Laverton portfolio.

The objective is to continually improve target quality before committing more substantial exploration expenditure.

Sunrise Bore Gold Project

Adding another Laverton exploration opportunity

Platina further expanded its Laverton position through the acquisition of the Sunrise Bore Gold Project, approximately 44 km south of Laverton.

Platina initially entered into a binding term sheet to acquire Sunrise Bore in October 2025. During June 2026, the Company progressed the transaction through execution of a formal Share Sale Agreement to acquire Bravo Minerals Pty Ltd, the owner of Exploration Licence E38/4038.

Completion occurred on 26 June 2026, immediately before financial year end.

Importantly, Platina moved directly from acquisition to exploration.

A Phase 1 reverse circulation drilling program commenced in June 2026 and was completed in July 2026, targeting part of an approximately 1.2km historically identified mineralised trend situated within a broader 3.6 km structural corridor.

The rapid commencement of drilling reflected both the advanced nature of the target and the strategic logic behind the acquisition: Platina was seeking projects capable of contributing immediately to the Company's exploration pipeline rather than accumulating passive tenure.

Sunrise Bore therefore enters FY2027 as an important second front within Platina's Laverton exploration strategy.

Mt Morgans South Gold Project

The Company also completed the acquisition of the Mt Morgans South Gold Project from Genesis Minerals Limited during June 2026.

The transaction secured Platina a 100% interest in a package of tenements within the established Mt Morgans gold district. The project lies approximately 6 km west of the Jupiter gold mine and approximately 7.5 km south-east of the Westralia gold mine, placing Platina within an established gold mining and exploration environment.

Mt Morgans South complements Mt McKenna and Sunrise Bore by providing another substantial position around Laverton while exposing Platina to a different geological setting within the district.

The Company intends to apply the same disciplined exploration methodology used at Mt McKenna — integrating historical data, geological interpretation and modern geophysics to identify the strongest structural and geological targets before undertaking systematic drilling.

The combination of Mt McKenna, Sunrise Bore and Mt Morgans South has transformed Platina's Laverton presence from a single-project position into a broader regional portfolio.

For personal use only

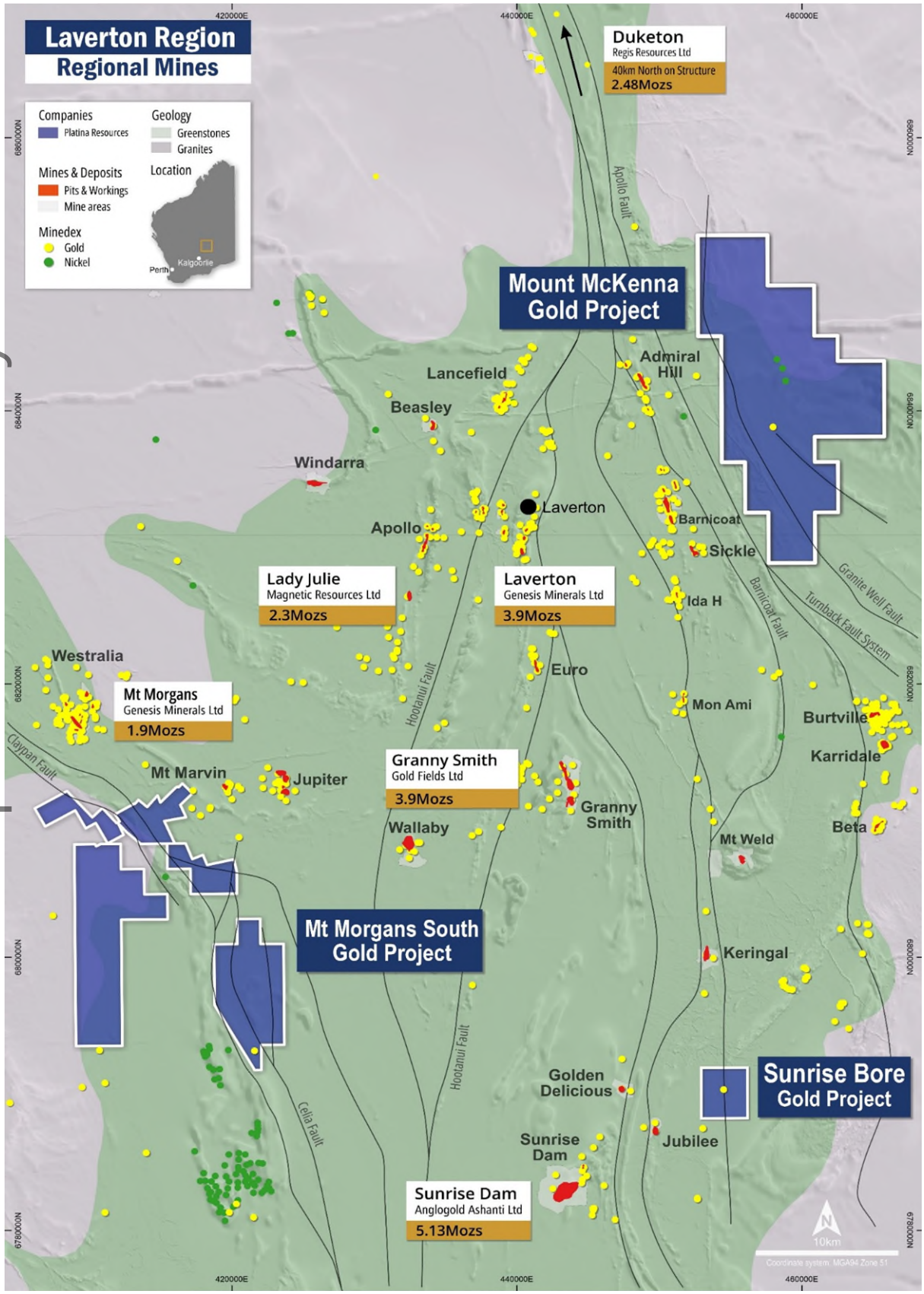

Figure 4. *Platina has three projects in Laverton's world-class Eastern Goldfields providing more than 312 km² of exploration tenure in proximity to established gold operations and infrastructure.*

For personal use only

Brimstone Gold Project

While increasing investment in Laverton, Platina continued to seek ways to preserve value from projects that were no longer expected to receive priority funding from the Company's own balance sheet.

At the Brimstone Gold Project, approximately 40 km north-east of Kalgoorlie, Platina announced on 25 May 2026 that it had entered a conditional farm-in joint venture term sheet with private company NE Minerals Pty Ltd, with finalisation of definitive agreements due before 31 October 2026.

Under the proposed structure, NE Minerals can earn an 80% project interest by funding exploration and advancement through to a Decision to Mine.

For Platina, this represented an efficient means of maintaining exposure to the future potential of Brimstone while reallocating internal capital towards its higher-priority Laverton projects.

Brimstone remains recognised within the Company's portfolio as an advanced-stage gold exploration project operated through the NE Minerals farm-in and joint venture structure.

The transaction demonstrates an important component of Platina's portfolio strategy: projects do not necessarily need to be wholly funded and operated by the Company for shareholders to retain exposure to their potential value.

Xanadu Gold Project

The rationalisation of Platina's portfolio also included the divestment of the Xanadu Gold Project.

In September 2025, the Company entered into an agreement to sell Xanadu to Kalamazoo Resources Limited as it increased its focus on Mt McKenna and the emerging Laverton strategy.

Rather than simply exiting the project, the transaction was structured to preserve exposure to future exploration success.

Platina received consideration including shares in Kalamazoo Resources and retained a 1% net smelter return royalty, together with exposure to a future resource-related milestone payment.

This structure allowed Platina to release capital and management attention from a non-core asset while maintaining leverage to potential future value creation.

Beete and other Western Australian interests

Platina retained exposure to the Beete Gold Project, an additional Western Australian gold opportunity near Norseman, which is situated within a historical high-grade gold mining district and approximately 10km south of the Scotia gold deposit.

While the Company's immediate exploration effort is increasingly focused on Laverton, projects such as Beete provide additional portfolio optionality and will continue to be assessed against Platina's technical and capital allocation criteria.

Portfolio rationalisation

During FY2026, the Company continued reviewing the technical and commercial merits of its wider Western Australian project portfolio.

Where exploration results, geological interpretation or relative ranking did not support further Platina-funded expenditure, projects were relinquished, divested or progressed through alternative structures.

This included rationalisation of projects Challa, Mt Narryer and Binti Binti.

The approach reflects a deliberate shift away from measuring portfolio strength by the number of projects or total area held.

Instead, Platina is seeking to concentrate funding on projects where geological setting, structural architecture, scale and prospective indicators provide the strongest potential for a material discovery.

Capital position

Platina maintained a strong funding position throughout FY2026, ending the financial year with $8.61 million in cash.

In December 2025, the Company received the US$1 million warranty retention payment associated with the 2023 sale of the Platina Scandium Project to Rio Tinto. The payment further strengthened the Company's ability to undertake sustained programs rather than isolated drilling campaigns, provides capacity to advance discoveries rapidly where results warrant follow-up and preserves flexibility to consider additional project opportunities where they meet the Company's strategic and technical criteria. Platina anticipates a further and final payment of US$2 million from Rio Tinto in FY2027.

Leadership for the next phase

FY2026 also marked a transition in executive leadership.

Following the decision of Managing Director and Chief Executive Officer Mr Corey Nolan to step down, Platina announced the appointment of Dr Paul Polito as Managing Director and Chief Executive Officer, effective from 20 July 2026.

Dr Polito brings more than 30 years of experience across exploration, geoscience, mine development and business development, including senior technical roles with IGO and Anglo American.

His appointment coincided with Platina's progression from portfolio repositioning towards a more technically intensive phase of exploration across its expanded Laverton position.

Ground for Growth

FY2026 established the foundations for the next phase of Platina's evolution. The Company entered the year with a broader and more geographically dispersed Western Australian exploration portfolio. It finished the year with a clearer strategic focus, a substantial position in the Laverton gold district, an expanding pipeline of drill targets and the financial capacity to pursue those targets systematically.

The exploration task ahead is therefore increasingly defined.

At Mt McKenna, Platina is moving from broad target identification towards deeper testing of mineralised structures. At Sunrise Bore, the Company has begun testing an established mineralised trend. At Mt Morgans South, systematic target generation provides the opportunity to create another exploration pipeline within the wider Laverton portfolio.

Across the remainder of the portfolio, Platina will continue to apply capital discipline, advancing, partnering, monetising or relinquishing assets according to their capacity to create shareholder value.

The Company's focus entering FY2027 is not simply to hold more ground, but to extract greater value from the ground it has assembled.

With a more concentrated portfolio, an increasingly mature geological dataset, multiple targets progressing towards deeper drilling and a strong funding position, Platina has established the Ground for Growth. The priority for the next 12 months is to convert that platform into discovery.

This Annual Report has been authorised by the Board of Platina Resources Limited.

For personal use only

Cautionary Statements

Forward-looking statements

This document may contain certain forward-looking statements. Such statements are only predictions, based on certain assumptions and involve known and unknown risks, uncertainties and other factors, many of which are beyond the Company's control. Actual events or results may differ materially from the events or results expected or implied in any forward-looking statement.

The inclusion of such statements should not be regarded as a representation, warranty or prediction with respect to the accuracy of the underlying assumptions or that any forward-looking statements will be or are likely to be fulfilled. Platina Resources Limited undertakes no obligation to update any forward-looking statement to reflect events or circumstances after the date of this document (subject to securities exchange disclosure requirements).

The information in this document does not take into account the objectives, financial situation or particular needs of any person or organisation. Nothing contained in this document constitutes investment, legal, tax or other advice.

References to previous ASX releases

The information in this report that relates to exploration results were last reported by the Company in compliance with the 2012 Edition of the JORC Australasian Code for Reporting of Exploration Results, Mineral Resources and Ore Reserves in market releases dated as follows:

- 3 September 2025 - New gold project acquisition in the world-class Laverton gold district of Western Australia.
- 4 September 2025 - New exploration prospects defined at Beete Project, WA
- 22 September 2025 - Divests Xanadu project to focus on Mt McKenna gold project
- 25 September 2025 - Commencement of Exploration at the Mt McKenna Gold Project
- 20 October 2025 - Sunrise Bore Gold Project expands Laverton landholding in WA
- 10 December 2025 - Expands footprint in the world-class Laverton gold district
- 23 December 2025 - Drilling completed at Mt McKenna and US$1 million received
- 20 January 2026 - Aircore Drilling identifies 1.5 km mineralised structure
- 12 February 2026 - Mt McKenna Gold Project - Back-to-back drilling programs
- 25 February 2026 - Managing Director Resignation
- 11 March 2026 - Ground gravity survey defines drilling targets at Mt McKenna
- 30 March 2026 - Phase 3 aircore drilling begins at Mt McKenna Gold Project
- 25 May 2026 - Brimstone Gold Project - Farm-in and JV with NE Minerals
- 27 May 2026 - Appointment of Paul Polito as Managing Director
- 17 June 2026 - Sunrise Bore Purchase Update
- 18 June 2026 - Completion of Mt Morgans South Project Acquisition
- 26 June 2026 - Completion of Sunrise Bore Acquisition and Drilling to Begin
- 29 June 2026 - Mt McKenna Gold Project - New Gold Zones Discovered
- 31 August 2026 - Sunrise Bore Gold Project Broad mineralised system confirmed

The Company confirms that it is not aware of any new information or data that materially affects the information included in the market announcements referred to above and further confirms that all material assumptions underpinning the exploration results contained in those market releases continue to apply and have not materially changed.

Competent Person Statement

The information in this Report that relates to exploration results is based on information reviewed and compiled by Mr Rohan Deshpande who is an employee of Platina Resources and Member of the Australian Institute of Geoscientists (AIG). Mr Deshpande has sufficient experience that is relevant to the style of mineralisation and type of deposit under consideration and to the activity being undertaken to qualify as a Competent Person as defined in the 2012 Edition of the Australasian Code for Reporting of Exploration Results, Mineral Resources and Ore Reserves. Mr Deshpande consents to the inclusion in the report of the matters based on his information in the form and context in which it appears.

For personal use only

For personal use only

References to JORC Mineral Resources and Ore Reserves in the Annual Report

Project / Owner / Source	Category	kt	g/t Au	kozs
Magnetic Resources Ltd	Indicated	29,130	1.83	1,715
Lady Julie Gold Project	Inferred	11,590	1.62	624
23 June 2025	Total	40,720	1.77	2,318
Genesis Minerals Limited	Measured	390	1.7	21
Laverton Gold Project^	Indicated	48,000	1.5	2,300
10 June 2025	Inferred	26,000	2.1	1,600
	Total	73,000	1.7	3,900
Goldfields	Measured	2,231	5.6	400
Granny Smith Project	Indicated	13,190	4.7	2,010
Annual Report 2024	Inferred	8,140	5.6	1475
	Total	23,561	5.13	3,889
AngloGold Ashanti	Measured	32,290	1.75	1,760
Sunrise Dam	Indicated	25,790	1.87	1,550
31 Dec 2024	Inferred	27,660	2.04	1,820
	Total	85,740	1.90	5,130
Regis Resources Ltd	Measured	14,000	0.8	360
Duketon Gold Project	Indicated	32,000	1.4	1,430
31 Dec 2024	Inferred	14,000	1.5	680
	Total	59,000	1.3	2,480
Genesis Minerals	Indicated	24,000	1.7	1,300
Westralia & Jupiter Resources#	Inferred	14,500	1.4	630
30 June 2025	Total	37,500	1.7	1,920

^ Genesis Minerals Laverton project acquired from Focus Minerals
# Mt Morgans includes Westralia and Jupiter Resources

Tenement Position

Platina Resources Limited held the following interests in tenements as at the date of this report:

Tenement ID	Area	Location	Ownership	% Ownership
E 38/3795	Mt McKenna	WA, Australia	PGM	100
E 51/2132	Jubilee, Murchison Province	WA, Australia	PGM	Not granted
M 27/501	Brimstone	WA, Australia	PGM	100
E 27/568	Brimstone	WA, Australia	PGM	100
P 27/2393	Brimstone	WA, Australia	PGM	100
L 27/98	Brimstone	WA, Australia	PGM	100
P 27/2658	Brimstone	WA, Australia	PGM	Not granted
P 27/2659	Brimstone	WA, Australia	PGM	Not granted
E 63/2193	Beete	WA, Australia	PGM	100
E38/4038	Sunrise Bore	WA, Australia	PGM	100
E 39/1950	Mt Morgans South	WA, Australia	PGM	100
E 39/1951	Mt Morgans South	WA, Australia	PGM	100
E 39/1967	Mt Morgans South	WA, Australia	PGM	100
E 39/2002	Mt Morgans South	WA, Australia	PGM	100
P 39/6241	Mt Morgans South	WA, Australia	PGM	100
P 39/6242	Mt Morgans South	WA, Australia	PGM	100
P 39/6290	Mt Morgans South	WA, Australia	PGM	100
P 39/6291	Mt Morgans South	WA, Australia	PGM	100
P 39/6292	Mt Morgans South	WA, Australia	PGM	100
P 39/6293	Mt Morgans South	WA, Australia	PGM	100
P 39/6294	Mt Morgans South	WA, Australia	PGM	100
P 39/6359	Mt Morgans South	WA, Australia	PGM	100
P 39/6360	Mt Morgans South	WA, Australia	PGM	100
P 39/6361	Mt Morgans South	WA, Australia	PGM	100
P 39/6362	Mt Morgans South	WA, Australia	PGM	100
P 39/6363	Mt Morgans South	WA, Australia	PGM	100
P 39/6364	Mt Morgans South	WA, Australia	PGM	100
P 39/6365	Mt Morgans South	WA, Australia	PGM	100

For personal use only

Directors' Report

For personal use only

For personal use only

Your Directors present their report together with the financial report for Platina Resources Limited ("the Company") and its controlled entities ("the Group" or "the consolidated entity") for the year ended 30 June 2026 and the auditor's report thereon.

DIRECTORS

The following persons were Directors of Platina Resources Limited during the financial year and up the date of this report, unless otherwise stated:

Brian Moller
Non-Executive Chairman
LL.B (Hons)

Mr Moller was appointed as a Non-Executive Director on 30 January 2007 and appointed Non-Executive Chairman on 1 January 2017.

Mr Moller specialises in capital markets, mergers and acquisitions and corporate restructuring, and has acted in numerous transactions and capital raisings in the industrial, resources and energy sectors. He was a partner at the legal firm, HopgoodGanim for 41 years and led the Corporate Advisory and Governance practice and remains a consultant to the firm. Mr Moller acts for many publicly listed companies in Australia and regularly advises boards of directors on corporate governance and related issues.

During the past three years, Mr Moller has also served as a director of the following ASX listed companies:

- DGR Global Ltd (since 2 October 2002) - Chairman
- Clara Resources Limited (appointed 1 December 2006, resigned 8 March 2025)
- New Peak Metals Limited (since 22 January 2003) - Chairman
- Tempest Minerals Limited (since 13 October 2016) – Chairman
- Tolu Minerals Limited (admitted to the official list on ASX on 9 November 2023, appointed 24 February 2022, resigned 16 June 2024)

Paul Polito
Managing Director and Chief Executive Officer – appointed 20 July 2026
B.Sc (Hons), PhD, MAIG, AAICD

Dr Polito is a highly experienced geologist and exploration leader with more than 30 years' experience in exploration and geoscience, mine geology, mine development and finding and assessing business development opportunities.

Dr Polito holds a Bachelor of Science majoring in Geology with honours and a Doctor of Philosophy majoring in Geochemistry. Dr Polito was also a post-doctoral Research Fellow at Queen's University, Canada.

Dr Polito's experience includes chief geoscience and chief exploration roles at IGO Limited and Anglo American Exploration.

The writer of more than 30 published technical papers, Dr Polito is also a Member of the Australian Institute of Geoscientists, the Society of Economic Geologists, the Geological Society of Australia and the Society for Geology Applied to Ore Deposits.

During the past three years, Dr Polito has not served as a director of any ASX listed companies.

Christopher Hartley
Non-Executive Director
BSc; PhD; MIMMM; CEng; GAICD

Dr Hartley was appointed as a Non-Executive Director on 1 January 2017.

Dr Hartley has 40 years' experience in the mining industry in a variety of roles relating to management and development of mining and metallurgical operations. Most recently he spent five years with Bloom Energy in the role of Technical Director Strategic Materials, leading a team that established secure and efficient supplies of scandium oxide for their manufacturing operations in the USA. Prior to that he held roles with BHP Billiton and its predecessor Billiton, as well as working as an independent consultant. He has been based in the Netherlands, the UK, India and the USA and worked on projects in many more countries.

During the past three years, Dr Hartley has also served as a director of the following ASX listed companies:

- Godolphin Resources Limited (since 9 January 2023, resigned 1 July 2025)

John Anderson
Non-Executive Director
LL.B, B.Ec, GDCL, GAICD

Mr Anderson was appointed as a Non-Executive Director on 9 April 2018.

Mr Anderson has had more than 30 years' experience in the resources sector with more than half of those in senior executive roles at Santos Limited (Santos) and Senex Energy Limited (Senex). He was also a director of Darwin LNG for more than 8 years.

For personal use only

At Santos, Mr Anderson was responsible for leading strategic projects, business development, mergers and acquisitions, commercial and marketing and trading. Mr Anderson also had roles leading two of Santos' business units, in Western Australia and the Northern Territory and in Asia Pacific in which he was accountable for all activities from exploration through to development, operations and sales. At Senex Mr Anderson held chief commercial and chief operations roles.

Mr Anderson is an experienced executive in the Australian and Asian energy markets with direct international experience in the Asian region having led businesses operating in the region for a number of years including Santos' significant investments in Vietnam, Bangladesh, Malaysia, PNG, Indonesia, Western Australia and the Northern Territory. He has extensive experience in Asia Pacific and the commercialisation of undeveloped resources.

During the past three years, Mr Anderson has also served as a director of the following ASX listed companies:

- Tolu Minerals Limited (since 1 April 2021, resigned 26 August 2026) - Chairman
- Emu NL (since 29 September 2025) – Chairman from 28 November 2025

Corey Nolan
Managing Director and Chief Executive Officer– resigned 27 May 2026
B.Com, MMEE, GAICD

Mr Nolan is an accomplished public company director whose nearly 30-year career in the resources industry started on the ground in operations before spanning a broad range of corporate roles from equities analyst and corporate finance director to a number of senior executive and board positions.

During the past three years, Mr Nolan has also served as a director of the following ASX listed companies:

Elementos Limited (since 24 July 2009)

Paul Jurman
Company Secretary – appointed 1 June 2016
B.Com, CPA
Mr Jurman is a Certified Practising Accountant with over 20 years' experience and has been involved with a diverse range of Australian public listed companies in company secretarial and financial roles. He is also company secretary of ASX listed Carnavale Resources Limited, Lord Resources Limited, Desert Metals Limited, Diablo Resources Limited and Tempest Minerals Limited.

DIRECTORS' MEETINGS

The number of meetings of Directors (including meetings of committees of directors) held during the year and the number of meetings attended by each Director was as follows:

Directors	Board	
	No. of meetings held while in office	Meetings attended
Brian Moller	4	4
Corey Nolan	4	4
Christopher Hartley	4	4
John Anderson	4	4

At present, the Company does not have any formally constituted committees of the Board. The Directors consider that the Group is not of a size nor are its affairs of such complexity as to justify the formation of special committees.

DIRECTORS' INTERESTS IN SECURITIES

As at the date of this report, the interests of the Directors in the shares and options of Platina Resources Limited are shown in the table below:

Directors	Ordinary shares	Unlisted options	Performance Rights
Brian Moller	-	3,500,000	-
Paul Polito	500,000	-	12,000,000
Christopher Hartley	-	3,000,000	-
John Anderson	104,340	3,000,000	-

PRINCIPAL ACTIVITIES

The principal activities of the Group during the financial year were acquiring, exploring and developing mineral interests, prospective for precious metals and other mineral deposits.

OPERATING RESULTS

The net loss of the Group for the year, after provision for income tax, amounted to $3,645,872 (2025: net loss of $3,921,735).

For personal use only

There were no dividends paid or recommended during the financial year.

REVIEW OF OPERATIONS

Information on the operations of the Group during the financial year and up to the date of this report is set out separately in the Annual Report under Review of Operations.

REVIEW OF OPERATIONS / OPERATING AND FINANCIAL REVIEW

The Group is primarily engaged in mineral exploration in Australia. A review of the Group's operations, including information on exploration activity and results thereof, financial position, strategies and projects of the Group during the year ended 30 June 2026 is provided in this Financial Report and, in particular, in the Review of Operations section immediately preceding this Directors' Report. The Group's financial position, financial performance and use of funds information for the financial year is provided in the financial statements that follow this Directors' Report.

As an exploration entity, the Group has minimal recurring operating revenue or earnings and consequently the Group's performance cannot be gauged by reference to those measures. Instead, the Directors consider the Group's performance based on the success of exploration activity, acquisition of additional prospective mineral interests and, in general, the value added to the Group's mineral portfolio during the course of the financial year.

Whilst performance can be gauged by reference to market capitalisation, that measure is also subject to numerous external factors. These external factors can be specific to the Group, generic to the mining industry and generic to the stock market as a whole and the Board and management would only be able to control a small number of these factors.

The Group's business strategy for the financial year ahead and, in the foreseeable future, is to continue exploration activity on the Group's existing mineral projects, identify and assess new mineral project opportunities and review development strategies where individual projects have reached a stage that allows for such an assessment. Due to the inherent risky nature of the Group's activities, the Directors are unable to comment on the likely results or success of these strategies.

The Group's activities are also subject to numerous risks, mostly outside the Board's and management's control. These risks can be specific to the Group, generic to the mining industry and generic to the stock market as a whole. The key risks, expressed in summary form, affecting the Group and its future performance include but are not limited to:

- geological and technical risk posed to exploration and commercial exploitation success;
- security of tenure including licence renewal, inability to obtain regulatory or landowner consents or approvals and native title issues;
- change in commodity prices and market conditions;
- change in prices of listed investments and foreign currencies;
- environmental and occupational health and safety risks;
- government policy changes;
- retention of key staff; and
- capital requirement and lack of future funding.

This is not an exhaustive list of risks faced by the Group or an investment in it. There are other risks generic to the stock market and the world economy as a whole and other risks generic to the mining industry, all of which can impact on the Group.

Treasury policy

The consolidated entity does not have a formally established treasury function. The Board is responsible for managing the consolidated entity's finance facilities. The Group does not currently undertake hedging of any kind.

Liquidity and funding

The consolidated entity has sufficient funds to finance its operations and exploration activities, and to allow the consolidated entity to take advantage of favourable business opportunities, not specifically budgeted for, or to fund unforeseen expenditure.

REVIEW OF FINANCIAL CONDITION

Capital structure

As at 30 June 2025 the Company had 623,180,331 ordinary shares, 100,000 Performance shares and 29,500,000 options on issue.

During the year ended 30 June 2026, the following changes to the capital structure occurred:

- In September 2025, 20,000,000 ordinary shares were issued as partial payment for Jasper Exploration Pty Ltd, which owns the Mt McKenna Gold Project;

For personal use only

- In September 2025, 1,750,000 ordinary shares were issued as a facilitation fee for introduction and advisory services related to the acquisition of the Mt McKenna Gold project;
- In June 2026, 5,000,000 ordinary shares were issued to acquire the Mt Morgans South Project from Genesis Minerals Limited;
- In June 2026, 40,625,307 ordinary shares were issued as partial consideration to acquire 100% of Bravo Minerals Pty Ltd the owner of the Sunrise Bore tenement;
- In November 2025, 23,500,000 unlisted options expired unexercised; and
- In December 2025, 25,000,000 unlisted options were issued.
- In June 2026, 1,500,000 unlisted options were issued.

As at 30 June 2026 the Company had 690,555,638 ordinary shares, 100,000 Performance shares and 32,500,000 options on issue.

SIGNIFICANT CHANGES IN THE STATE OF AFFAIRS

There were no significant changes in the state of affairs of the Group in the financial year except as disclosed in the Review of Operations.

AFTER BALANCE DATE EVENTS

No matter or circumstance has arisen since the end of the financial year, to the date of this report, that has significantly affected, or may significantly affect, the operations of the Group, the results of those operations, or the state of affairs of the Group in future financial years.

LIKELY DEVELOPMENTS, EXPECTED RESULTS, PROSPECTS AND BUSINESS STRATEGIES

Likely developments in the operations of the Group and the expected results of those operations in subsequent financial years have been discussed where appropriate in the Annual Report under Review of Operations.

There are no further developments of which the Directors are aware which could be expected to affect the results of the Group's operations in subsequent financial years. The Directors are unable to comment on the likely results from the Company's planned exploration and pre-development activities due to the speculative nature of such activities.

Risks

The prospects of the Group in progressing their exploration projects in Australia may be affected by a number of factors. These factors are similar to most exploration companies moving through the exploration phase and attempting to get projects into development. Some of these factors include:

- Exploration - the results of the exploration activities may be such that the estimated resources are insufficient to justify the financial viability of the projects. Platina Resources undertakes extensive exploration and product quality testing prior to establishing JORC compliant resource estimates and to (ultimately) support mining feasibility studies. Economic feasibility modelling of projects will be conducted in conjunction with third party experts and the results of which will usually be subject to independent third-party peer review.

- Regulatory and Sovereign - the Group operates in Australia and deals with local regulatory authorities in relation to the exploration of its properties. The Group may not achieve the required local regulatory approvals to continue exploration or properly assess development prospects. The Group takes appropriate legal and technical advice to ensure it manages its compliance obligations appropriately.

- Social Licence to Operate – the ability of the Group to secure and undertake exploration and development activities within prospective areas is also reliant upon satisfactory resolution of native title and (potentially) overlapping tenure. To address this risk, the Group develops strong, long term effective relationships with landholders with a focus on developing mutually acceptable access arrangements. The Group takes appropriate legal and technical advice to ensure it manages its compliance obligations appropriately. Mining tenements that the Group currently holds, or has applied for, are subject to Native Title claims. The Group has a policy that is respectful of the Native Title rights and is continuing to negotiate with relevant indigenous bodies.

- Environmental - All phases of mining and exploration present environmental risks and hazards. Platina's operations in Australia are subject to environmental regulation pursuant to a variety of state and municipal laws and regulations. Environmental legislation provides for, among other things, restrictions and prohibitions on spills, releases or emissions of various substances produced in

For personal use only

association with mining operations. Compliance with such legislation can require significant expenditures and a breach may result in the imposition of fines and penalties, some of which may be material. Environmental legislation is evolving in a manner expected to result in stricter standards and enforcement, larger fines and liabilities and potentially increased capital expenditures and operating costs.

Environmental assessments of proposed projects carry a heightened degree of responsibility for companies and directors, officers and employees. The Group assesses each of its projects very carefully with respect to potential environmental issues, in conjunction with specific environmental regulations applicable to each project, prior to commencing field exploration. Periodic reviews are undertaken once field exploration commences.

- Safety - Safety is of critical importance in the planning, organisation and execution of Platina Resources' exploration activities. Platina Resources is committed to providing and maintaining a working environment in which its employees are not exposed to hazards that will jeopardise an employee's health, safety or the health and safety of others associated with our business. Platina Resources recognise that safety is both an individual and shared responsibility of all employees, contractors and other persons involved with the operation of the organisation. The Group has a comprehensive Safety and Health Management system, which is designed to minimise the risk of an uncontrolled safety and health event and to continuously improve safety culture within the organisation.

- Funding - the Group will in the future require additional funding to continue exploration and potentially move from the exploration phase to the development phases of its projects. There is no certainty that the Group will have access to available financial resources sufficient to fund its exploration, feasibility or development costs at those times. The Group has no material financial commitments.

- Market - there are numerous factors involved with exploration and early stage development of its projects, including variance in commodity price and labour costs, which can result in projects being uneconomical.

ENVIRONMENTAL REGULATIONS

The Group's operations are subject to significant environmental regulation under the laws of Australia. The Group has a policy of complying with its environmental obligations and, at the date of this report, is not aware of any breach of such regulations.

For personal use only

REMUNERATION REPORT (AUDITED)

This report outlays the remuneration arrangements in place for the Key Management Personnel (as defined under section 300A of the Corporations Act 2001) of Platina Resources Limited. The information provided in this remuneration report has been audited as required by section 308(3C) of the Corporations Act 2001.

The following were Key Management Personnel of the consolidated entity at any time during the year and unless otherwise indicated were Key Management Personnel for the year:

Details of Key Management Personnel

(i) Directors

Brian Moller	Non-Executive Chairman
Corey Nolan	Managing Director – resigned 27 May 2026, continued employment as Chief Executive Officer until 20 July 2026
Christopher Hartley	Non-Executive Director
John Anderson	Non-Executive Director

There have been no other changes of Key Management Personnel after the reporting date and up to the date the financial report was authorised for issue other then the appointment of Dr Paul Polito as Managing Director and Chief Executive Officer on 20 July 2026.

Remuneration philosophy

The Board reviews the remuneration packages applicable to the executive Directors and non-executive Directors on an annual basis. The broad remuneration policy is to ensure the remuneration package properly reflects the person's duties and responsibilities and level of performance and that remuneration is competitive in attracting, retaining and motivating people of the highest quality. Independent advice on the appropriateness of remuneration packages is obtained, where necessary, although no such independent advice was sought during the financial year.

Remuneration is not linked to past company performance but rather towards generating future shareholder wealth through share price performance. As a minerals explorer, the Company does not generate operating revenues or earnings and company performance, at this stage, can only be judged by exploration success and, ultimately, shareholder value. Market capitalisation is one measure of shareholder value but this is subject to many external factors over which the Company has no control. Consequently linking remuneration to past performance is difficult to implement and not in the best interests of the Company. Presently, total fixed remuneration for senior executives is determined by reference to market conditions and incentives for out-performance rights over unissued shares. The Directors believe that this best aligns the interests of the shareholders with those of the senior executives.

All remuneration paid to key management personnel is valued at cost to the Group and charged to the profit and loss account as an expense or capitalised as part of exploration expenditure as appropriate. Shares given to directors and executives are valued as the difference between the market price of those shares and the amount paid by the director or executive. Options and performance rights are valued using the Black-Scholes methodology. There are no schemes for retirement benefits other than statutory superannuation for executive directors.

Voting and comments made at the Company's 2025 Annual General Meeting (AGM): – At the 2025 AGM, less than 10% of the votes received (excluding abstentions) did not support the adoption of the remuneration report for the year ended 30 June 2025. The Company did not receive any specific feedback at the AGM regarding its remuneration practices.

Remuneration committee

Given the size and scale of the Company's operations, the full Board has undertaken the roles previously undertaken by the Remuneration Committee. The Board is considered to have sufficient legal, corporate, commercial and industry experience in the context of the Company's affairs to properly assess the remuneration issues required by the Group.

The Board assesses the appropriateness of the nature and amount of remuneration of Directors and senior managers on a periodical basis by reference to relevant employment market conditions with the overall objective of ensuring maximum stakeholder benefit from the retention of a high quality board and management team.

Remuneration structure

In accordance with best practice corporate governance, the structure of non-executive Directors and executive Director remuneration is separate and distinct.

For personal use only

Non-executive Directors remuneration

Objective

The Board seeks to set aggregate remuneration at a level which provides the Company with the ability to attract and retain directors of the highest calibre, whilst incurring a cost which is acceptable to shareholders.

Structure

The Constitution and the ASX Listing Rules specify that the aggregate remuneration of non-executive Directors shall be determined from time to time by a general meeting. An amount not exceeding the amount determined is then divided between the Directors as agreed. The present limit of approved aggregate remuneration is $250,000 per year.

The Board reviews the remuneration packages applicable to the non-executive Directors on an annual basis. The Board considers fees paid to non-executive directors of comparable companies when undertaking the annual review process.

The appointment conditions of the non-executive Chairman and the non-executive Directors are formalised in service agreements. Under the Constitution of the Group, these appointments, if not terminated sooner, end on the date of retirement by rotation. The Constitution requires one third of Directors retire each year at a general meeting of shareholders. If re-elected at future general meetings of shareholders, the appointments continue for further terms.

It has been agreed that the non-executive Directors shall each receive a fee of $50,000 plus statutory superannuation per annum effective from their appointment date. Mr Moller, as Chairman, is entitled to a fee of $77,700. Non-executive Directors may also be remunerated for additional specialised services performed at the request of the Board.

The remuneration of the non-executive Directors for the year ending 30 June 2026 and 30 June 2025 is detailed in Table 1 of this report.

Managing Director's remuneration

Objective

The company aims to reward the Managing Director with a level of remuneration commensurate with his position and responsibilities within the Company and so as to:

- align the interests of the Managing Director with those of shareholders;
- link reward with the strategic goals and performance of the Company; and
- ensure total remuneration is competitive by market standards.

Structure

Remuneration consists of the following key elements:

- Fixed remuneration
- Variable remuneration

Fixed remuneration

The level of fixed remuneration is set so as to provide a base level of remuneration that is both appropriate to the position and is competitive in the market.

Fixed remuneration is reviewed annually by the Board and the process consists of a review of company-wide, business unit and individual performance, relevant comparative remuneration in the market and internal and, where appropriate, external advice on policies and practice.

Mr Nolan (resigned 27 May 2026 as Managing Director) was entitled to an annual salary of $310,000, including statutory superannuation and the termination period for both Platina and Mr Nolan is two months. The duties are those as are customarily expected of a Managing Director and, from time to time, delegated by the Board.

Effective from his appointment as Managing Director and Chief Executive Officer on 20 July 2026, Dr Polito is entitled to an annual salary of $330,000, exclusive of statutory superannuation and the termination period for both Platina and Mr Polito is six months. The duties are those as are customarily expected of a Managing Director and Chief Executive Officer and, from time to time, delegated by the Board.

Executive Director remuneration for the year ending 30 June 2026 and 30 June 2025 is detailed in Table 1 of this report.

For personal use only

Variable remuneration – Long Term Incentive ('LTI')

Objective

The objective of the LTI plan is to reward executives and senior managers in a manner that aligns this element of remuneration with the creation of shareholder wealth.

As such LTI grants are only made to executives who are able to influence the generation of shareholder wealth and thus have a direct impact on the Group's performance.

Structure

LTI grants to Key Management Personnel are delivered in the form of options and performance rights. The issue of options / performance rights as part of the remuneration packages of executive and non-executive directors is an established practice of junior public listed companies and, in the case of the Company, has the benefit of conserving cash whilst properly rewarding each of the directors.

Performance Rights Plan (PRP)

Shareholders approved the Company's PRP at the Annual General Meeting held on 21 November 2024. The PRP is designed to provide a framework for competitive and appropriate remuneration so as to retain and motivate skilled and qualified personnel whose personal rewards are aligned with the achievement of the Company's growth and strategic objectives.

Employee Option Incentive Plan (EOIP)

Shareholders last approved the Platina Resources Limited EOIP at the Annual General Meeting on 23 November 2023. The EOIP is designed to provide incentives, assist in the recruitment, reward and retention of employees or key consultants. Participation in the plan is at the Board's discretion and no individual has a contractual right to participate in the plan or receive any guaranteed benefit.

For personal use only

Table 1: Remuneration details

The following table details, in respect to the financial years ended 30 June 2026 and 2025, the components of remuneration for each key management person of the Group.

Key Management Personnel	Short term employee benefit		Post-employment benefits	Termination benefits	Equity		% of Remuneration as Share-based payment
	Salary & Fees	Other	Superannuation/ retirement benefits	Other	Share-based payment	Total	
	$	$	$	$	$	$	%
Directors							
Brian Moller (Non-Executive Chairman)							
2026	**77,700**	**-**	**-**	**-**	**55,511**	**133,211**	**41.67**
2025	77,700	-	-	-	-	77,700	-
Corey Nolan (Managing Director & Chief Executive Officer)							
2026	**301,538**	**-**	**30,000**	**-**	**164,215**	**495,753**	**33.12**
2025	280,068	-	29,932	-	-	310,000	-
Christopher Hartley (Non-Executive Director)							
2026	**50,000**	**-**	**6,000**	**-**	**47,581**	**103,581**	**45.93**
2025	50,000	-	5,750	-	-	55,750	-
John Anderson (Non-Executive Director)							
2026	**50,000**	**-**	**6,000**	**-**	**47,581**	**103,581**	**45.93**
2025	50,000	-	5,750	-	-	55,750	-
Total, all specified Directors							
2026	**479,238**	**-**	**42,000**	**-**	**314,888**	**836,126**	
2025	457,768	-	41,432	-	-	499,200	

(i) In December 2025, following shareholder approval, 21.5 million options were issued as part of the remuneration package for the Company's directors and the charge to the profit and loss account for the reporting period was $314,888.

For personal use only

Shareholdings of Key Management Personnel

The numbers of shares in the Company held during the financial period by Directors and other Key Management Personnel, including shares held by entities they control, are set out below:

Directors	Balance 1 July 2025	Granted as compensation	Performance Rights Converted	Net Change Other	Balance 30 June 2026
Brian Moller	-	-	-	-	-
Corey Nolan	400,000	-	-	-	400,000
Christopher Hartley	-	-	-	-	-
John Anderson	104,340	-	-	-	104,340
Total	**504,340**	**-**	**-**	**-**	**504,340**

Option holdings of Key Management Personnel

The numbers of options in the Company held during the financial period by Directors and other Key Management Personnel, including options held by entities they control, are set out below:

Directors	Balance 1 July 2025	Options Granted as compensation	Options Exercised / Expired	Net Change Other	Balance 30 June 2026
Brian Moller	3,500,000	3,500,000	(3,500,000)	-	3,500,000
Corey Nolan	12,000,000	12,000,000	(12,000,000)	-	12,000,000
Christopher Hartley	3,000,000	3,000,000	(3,000,000)	-	3,000,000
John Anderson	3,000,000	3,000,000	(3,000,000)	-	3,000,000
Total	**21,500,000**	**21,500,000**	**(21,500,000)**	**-**	**21,500,000**

The Options were provided at no cost and expire on 30 November 2028.

Performance Rights of Key Management Personnel

There were no performance rights in the Company held during the financial period by Directors and other Key Management Personnel.

Loans to Key Management Personnel and their related parties

There were no loans outstanding at the reporting date to Key Management Personnel and their related parties.

Other Transactions with Key Management Personnel

A number of Key Management Personnel, or their related parties, held positions in other entities that result in them having control or significant influence over the financial or operating policies of these entities. Transactions between related parties are on normal commercial terms and conditions unless otherwise stated.

- During the year ending 30 June 2026, HopgoodGanim, a legal firm of which Mr Brian Moller was a partner until 30 June 2024 was paid legal fees by the Group of $57,952 (2025: $32,464). An amount of $18,466 was payable at balance date.

End of Remuneration Report

For personal use only

INDEMNIFICATION AND INSURANCE OF DIRECTORS, OFFICERS AND AUDITOR

Each of the Directors of Platina Resources Limited has entered into a Deed with Platina Resources Limited under the terms of which the Company has provided certain contractual rights of access to its books and records to those Directors.

Platina Resources Limited has insured all of the Directors and officers of Platina Resources Limited. The contract of insurance prohibits the disclosure of the nature of the liabilities covered and amount of the premium paid. The Corporations Act does not require disclosure of the information in these circumstances.

PROCEEDINGS ON BEHALF OF THE CONSOLIDATED ENTITY

No person has applied for leave of Court to bring proceedings on behalf of the Group or intervene in any proceedings to which the Group is a party for the purpose of taking responsibility on behalf of the Group for all or any part of those proceedings.

Moreover, the Group was not a party to any such proceedings during the year.

NON-AUDIT SERVICES

There have been no non-audit services provided by the Company's auditor during the year (2025: Nil).

AUDITOR'S INDEPENDENCE DECLARATION

The lead auditor's independence declaration for the year ended 30 June 2026 has been received and can be found on the following page.

CORPORATE GOVERNANCE

The Board of the Company is responsible for the corporate governance of the Company and guides and monitors the business and affairs on behalf of the shareholders by whom they are elected and to whom they are accountable. The Company's governance approach aims to achieve exploration, development and financial success while meeting stakeholders' expectations of sound corporate governance practices by proactively determining and adopting the most appropriate corporate governance arrangements.

ASX Listing Rule 4.10.3 requires listed companies to disclose the extent to which they have followed the recommendations set by the ASX Corporate Governance Council during the reporting period. The Company has disclosed this information on its website at www.platinaresources.com.au/corporate-governance. The Corporate Governance Statement is current as at 30 June 2026, and has been approved by the Board of Directors.

The Company's website at www.platinaresources.com.au contains a corporate governance section that includes copies of the Company's corporate governance policies.

This report is signed in accordance with a resolution of the directors.

Paul Polito
Managing Director and Chief Executive Officer

Perth
Date: 21 September 2026

Bentleys™
THINKING AHEAD

For personal use only

AUDITOR'S INDEPENDENCE DECLARATION
UNDER SECTION 307C OF THE CORPORATIONS ACT 2001

TO THE DIRECTORS OF PLATINA RESOURCES LIMITED

I declare that, to the best of my knowledge and belief, during the year ended 30 June 2026 there have been:

i. no contraventions of the auditor independence requirements as set out in the *Corporations Act 2001* in relation to the audit; and

ii. no contraventions of any applicable code of professional conduct in relation to the audit.

Bentleys.

Bentleys Brisbane Partnership
Chartered Accountants

Ashley Carle
Partner
Brisbane
21 September 2026

Member of Allinial GLOBAL® An association of legally independent firms

A member of Bentleys, a network of independent advisory and accounting firms located throughout Australia and New Zealand that trade as Bentleys. All members of the Bentleys Network are affiliated only, are separate legal entities and not in partnership. Liability limited by a scheme approved under Professional Standards Legislation. A member of Allinial Global - an association of independent accounting and consulting firms.

Advisors
Accountants
Auditors

Consolidated Financial Statements

Consolidated Statement of Comprehensive Income for the Year Ended 30 June 2026

	Note	30 June 2026	30 June 2025
		$	$
Revenue and other income	2	**638,849**	578,545
Administration expenses		**(204,853)**	(266,639)
Depreciation and amortisation expense	3	**(1,896)**	(2,897)
Employee benefits expense		**(511,785)**	(520,931)
Exploration costs expensed		**(2,714,797)**	(1,374,362)
Impairment of capitalised exploration expenditure		**-**	(2,034,606)
Foreign exchange gain / (loss)		**(39,072)**	79,280
Marketing expenses		**(101,681)**	(78,440)
Professional services		**(395,588)**	(282,436)
Share based payments expensed	3	**(377,034)**	-
Gain / (loss) on sale of equity investments		**55,917**	25,245
Gain / (loss) on fair value of equity investments		**6,068**	(44,494)
Operating Profit / (Loss)		**(3,645,872)**	(3,921,735)
Profit / (Loss) before income tax		**(3,645,872)**	(3,921,735)
Income tax benefit/(expense)	4	**-**	-
Net profit / (loss) for the year		**(3,645,872)**	(3,921,735)
Other comprehensive income net of tax		**-**	-
Total comprehensive profit /(loss) of year		**(3,645,872)**	(3,921,735)

Earnings per share		$	$
Basic earnings / (loss) per share ($ per share)	7	**(0.006)**	(0.006)
Diluted earnings / (loss) per share ($ per share)	7	**(0.006)**	(0.006)

The accompanying notes form part of these financial statements.

For personal use only

For personal use only

Consolidated Statement of Financial Position as at 30 June 2026

	Note	30 June 2026 $	30 June 2025 $
Current Assets			
Cash and cash equivalents	8	**8,615,056**	11,402,405
Trade and other receivables	9	**400,833**	1,590,611
Other current assets	13	**20,013**	19,021
Total Current Assets		**9,035,902**	13,012,037
Non-Current Assets			
Property, plant and equipment	10	**3,664**	2,860
Financial assets at FVTPL	11	**196,407**	100,404
Exploration and evaluation expenditure – acquisition costs	12	**4,422,084**	2,232,713
Other non-current assets	13	**20,333**	20,333
Total Non-Current Assets		**4,642,488**	2,356,310
TOTAL ASSETS		**13,678,390**	15,368,347
Current Liabilities			
Trade and other payables	14	**518,684**	362,875
Total Current Liabilities		**518,684**	362,875
Non-Current Liabilities			
Provision for Long service leave	14	**8,107**	29,052
Total Non-Current Liabilities		**8,107**	29,052
TOTAL LIABILITIES		**526,791**	391,927
NET ASSETS		**13,151,599**	14,976,420
Equity			
Issued capital		**61,334,870**	59,876,370
Share-issue costs		**(3,336,529)**	(3,322,046)
	15	**57,998,341**	56,554,324
Share-based payments reserve	16	**1,566,590**	1,189,556
Accumulated losses		**(46,413,332)**	(42,767,460)
TOTAL EQUITY		**13,151,599**	14,976,420

The accompanying notes form part of these financial statements

For personal use only

Consolidated Statement of Changes in Equity
For the Year Ended 30 June 2026

	Share Capital Ordinary	Share-based Payments Reserve	Accumulated Losses	Total
	$	$	$	$
Balance at 1 July 2024	**56,554,324**	**1,189,556**	**(38,845,725)**	**18,898,155**
Options expensed / issued	-	-	-	-
Sub total	56,554,324	1,189,556	(38,845,725)	18,898,155
Total Comprehensive profit / (loss)	-	-	(3,921,735)	(3,921,735)
Balance at 30 June 2025	**56,554,324**	**1,189,556**	**(42,767,460)**	**14,976,420**
Issue of shares	1,458,500	-	-	1,458,500
Share issue costs	(14,483)	-	-	(14,483)
Options expensed / issued	-	377,034	-	377,034
Sub total	57,998,341	1,566,590	(42,767,460)	16,797,471
Total Comprehensive profit / (loss)	-	-	(3,645,872)	(3,645,872)
Balance at 30 June 2026	**57,998,341**	**1,566,590**	**(46,413,332)**	**13,151,599**

The accompanying notes form part of these financial statements

For personal use only

Consolidated Statement of Cash Flows
For the Year Ended 30 June 2026

	Note	30 June 2026 $	30 June 2025 $
Cash Flows from Operating Activities			
Payments to suppliers and employees		**(1,228,962)**	(1,161,446)
Interest received		**386,721**	579,647
EIS grant received		**56,160**	-
Net cash used in operating activities	18	**(786,081)**	(581,799)
Cash Flows from Investing Activities			
Payments for purchase of property, plant and equipment		**(2,700)**	-
Receipts from sale of investments		**125,982**	51,557
Receipts from sale of exploration tenements		**1,511,693**	5,944,999
Exploration and evaluation expenditure – acquisition costs (net)		**(880,871)**	(137,128)
Exploration and evaluation expenditure		**(2,721,682)**	(1,525,168)
Net cash (used in) / provided by investing activities		**(1,967,578)**	4,334,260
Cash Flows from Financing Activities			
Proceeds from issue of shares and options		**-**	-
Share Issue costs		**(14,483)**	-
Net cash used in financing activities		**(14,483)**	-
Net (decrease) / increase in cash held		**(2,768,142)**	3,752,461
Cash and cash equivalents at beginning of year		**11,402,405**	7,555,662
Effects of exchange rate fluctuations on the balances of cash held in foreign currencies		**(19,207)**	94,282
Cash and cash equivalents at end of financial year	8	**8,615,056**	11,402,405

The accompanying notes form part of these financial statements.

Notes to the Financial Statements for the year ended 30 June 2026

For personal use only

NOTE 1 SUMMARY OF SIGNIFICANT ACCOUNTING POLICIES

The principal accounting policies adopted in the preparation of these consolidated financial statements are set out below. These policies have been consistently applied to all the periods presented, unless otherwise stated. The financial statements are for the Consolidated Entity (or "Group") consisting of Platina Resources Limited ("Company") and the entities it controlled from time to time throughout the year. For the purpose of preparing the consolidated financial statements, the Company is a for-profit entity.

a. Basis of preparation

The financial report is a general purpose financial report that has been prepared in accordance with Australian Accounting Standards, other authoritative pronouncements of the Australian Accounting Standards Board, the Corporations Act 2001 and other requirements of the law and Australian equivalents to International Financial Reporting Standards (AIFRS). The financial report has been prepared on a historical cost basis, except where otherwise stated.

The financial report is presented in Australian dollars.

The Company is a listed public company, incorporated and domiciled in Australia that has operated during the year in Australia. The Group's principal activities are evaluation and exploration of mineral interests, prospective for precious metals and other mineral deposits.

b. Statement of compliance with IFRS

The financial report was authorised for issue on the date the director's report was signed. It complies with Australian Accounting Standards, which include Australian equivalents to International Financial Reporting Standards (AIFRS). Compliance with AIFRS ensures that the financial report, comprising the financial statements and notes thereto, complies with International Financial Reporting Standards (IFRS).

c. Going Concern

The financial report for the year ended 30 June 2026 is prepared on a going concern basis, which contemplates the continuity of normal business activity and the commercial realisation of the Group's assets and the settlement of liabilities in the normal course of business.

d. Basis of Consolidation

Controlled Entities

The financial results of controlled entities are included in the consolidated financial statements from the date control commences until the date control ceases.

The acquisition of subsidiaries is accounted for using the purchase method of accounting. The purchase method of accounting involves allocating the cost of the business combination to the fair value of the assets acquired and the liabilities and contingent liabilities assumed at date of acquisition.

Details of controlled entities at balance date are included in Note 22 and the Consolidated Entity Disclosure Statement.

e. New standards and interpretations not yet adopted

A number of new standards and interpretations are effective for annual reporting periods beginning after 1 July 2026 and earlier application is permitted, however the Company has not early adopted the new or amended standards in preparing these financial statements. The new standards relate to very specific circumstances that are not likely to be applicable to the Company.

f. Income Tax

The income tax expense (benefit) for the year comprises current income tax expense (income) and deferred tax expense (income).

Current income tax expense charged to the profit or loss is the tax payable on taxable income calculated using applicable income tax rates enacted, or substantially enacted, as at the end of the reporting period. Current tax liabilities (assets) are therefore measured at the amounts expected

For personal use only

NOTE 1 SUMMARY OF SIGNIFICANT ACCOUNTING POLICIES (Continued)

to be paid to (recovered from) the relevant taxation authority.

Deferred income tax expense reflects movements in deferred tax asset and deferred tax liability balances during the year as well as unused tax losses.

Current and deferred income tax expense (income) is charged or credited directly to equity instead of the profit or loss when the tax relates to items that are credited or charged directly to equity.

Deferred tax assets and liabilities are ascertained based on temporary differences arising between the tax bases of assets and liabilities and their carrying amounts in the financial statements. Deferred tax assets also result where amounts have been fully expensed but future tax deductions are available. No deferred income tax will be recognised from the initial recognition of an asset or liability, excluding a business combination, where there is no effect on accounting or taxable profit or loss.

Deferred tax assets and liabilities are calculated at the tax rates that are expected to apply to the period when the asset is realised or the liability is settled, based on tax rates enacted or substantially, enacted at the end of the reporting period. Their measurement also reflects the manner in which management expects to recover or settle the carrying amount of the related asset or liability.

Deferred tax assets relating to temporary differences and unused tax losses are recognised only to the extent that it is probable that future taxable profit will be available against which the benefits of the deferred tax asset can be utilised.

Current tax assets and liabilities are offset where a legally enforceable right to set-off exists and it is intended that net settlement or simultaneous realisation and settlement of the respective asset and liability will occur. Deferred tax assets and liabilities are offset where a legally enforceable right of set-off exists, the deferred tax assets and liabilities relate to income taxes levied where it is intended that net settlement or simultaneous realisation and settlement of the respective asset and liability will occur in future periods in which significant amounts of deferred tax assets or liabilities are expected to be recovered or settled.

g. Property, Plant and Equipment

Each class of property, plant and equipment is carried at cost less, where applicable, any accumulated depreciation and impairment losses.

Plant and equipment

Plant and equipment are measured on the cost basis.

The carrying amount of plant and equipment is reviewed annually by directors to ensure it is not in excess of the recoverable amount from these assets. The expected net cash flows have been discounted to their present values in determining recoverable amounts.

All repairs and maintenance are charged to the statement of comprehensive income during the financial period in which they are incurred.

Depreciation

The depreciable amount of all fixed assets is depreciated on a straight-line basis over their useful lives to the Group commencing from the time the asset is held ready for use.

The depreciation rates used for each class of depreciable assets are:

Class of Fixed Asset	Depreciation Rate
Plant and equipment	7.5% -40%

Gains and losses on disposals are determined by comparing proceeds with the carrying amount. These gains and losses are included in the statement of comprehensive income.

h. Leases

At inception of a contract, the Group assesses whether a contract is, or contains, a lease. A contract is, or contains, a lease if the contract conveys the right to control the use of an identified asset for a period of time in exchange for consideration. To assess whether a contract conveys the right to control the use of an identified asset, the Group uses the definition of a lease in AASB 16. Since the date of inception of the new standard, the Group has not entered into any contracts that contain a lease. As a result, no detailed accounting policy for leases is disclosed in this report. In the event a contract is entered into that contains a lease, the Group will develop a policy based on the requirements of AASB 16.

For personal use only

NOTE 1 SUMMARY OF SIGNIFICANT ACCOUNTING POLICIES (Continued)

i. Financial Instruments

Recognition

Financial instruments are initially measured at fair value on trade date, which includes transaction costs, when the related contractual rights or obligations exist. Subsequent to initial recognition these instruments are measured as set out below.

Financial assets at amortised cost

These financial assets consist of trade and other receivables, which are measured at cost less any accumulated impairment losses. There is a significant concentration of credit risk with the Australia Taxation Office, however management considers the credit risk of this entity to be extremely low.

Individually significant receivables are considered for impairment when they are past due or when other objective evidence is received that a specific counterparty will default. Receivables that are not considered to be individually impaired are reviewed for impairment in groups, which are determined by reference to the industry and region of a counterparty and other shared credit risk characteristics. The impairment loss estimate is then based on recent historical counterparty default rates for each identified group.

Financial Assets at fair value through profit or loss

Financial assets are valued at 'fair value through profit or loss' when they are either held for trading for the purpose of short-term profit taking, derivatives not held for hedging purposes, or when they are designated as such to avoid an accounting mismatch or to enable performance evaluation where a group of financial assets is managed by Key Management Personnel on a fair value basis in accordance with a documented risk management or investment strategy. Such assets are subsequently measured at fair value with changes in carrying value being included in profit or loss.

Financial liabilities

Non-derivative financial liabilities are recognised at amortised cost, comprising original debt less principal payments and amortisation.

Fair Value

Fair value is determined based on current bid prices for all quoted investments.

Impairment

At each reporting date, the Group assesses whether there is objective evidence that a financial instrument has been impaired.

j. Impairment of Assets

At each reporting date, the Group reviews the carrying values of its tangible and intangible assets to determine whether there is any indication that those assets have been impaired. If such an indication exists, the recoverable amount of the asset, being the higher of the asset's fair value less costs to sell and value in use, is compared to the asset's carrying value. Any excess of the asset's carrying value over its recoverable amount is expensed to profit and loss. Where it is not possible to estimate the recoverable amount of an individual asset, the Group estimates the recoverable amount of the cash-generating unit to which the asset belongs.

k. Employee Benefits

Short-term employee benefits, including wages and payments made to defined contribution superannuation funds, are recognised when incurred. Provision is made for the Group's liability for employee benefits arising from services rendered by employees to balance date. Employee benefits that are expected to be settled within one year have been measured at the amounts expected to be paid when the liability is settled. Other non-current employment benefit obligations are discounted using market yields on corporate bonds.

l. Equity settled compensation

The Group operates share-based compensation plans for employees. The element over the exercise price of the employee services rendered in exchange for the grant of shares and options is recognised as an expense in the statement of comprehensive income. The total amount to be expensed over the vesting period is determined by reference to the fair value of the options granted.

m. Cash and Cash Equivalents

Cash and cash equivalents include cash on hand, deposits held at call with banks, other short-term highly liquid investments with original maturities of twelve months or less, and bank overdrafts. Where applicable, bank overdrafts are shown within short-term borrowings in current liabilities on the statement of financial position.

For personal use only

NOTE 1 SUMMARY OF SIGNIFICANT ACCOUNTING POLICIES (Continued)

n. Revenue and Other income

Interest revenues are recognised on a proportional basis taking into account the interest rates applicable to the financial assets.

All revenue is stated net of the amount of goods and services tax (GST).

Other income is recognised when the Group obtains a contractual right to control the income.

o. Goods and Services Tax (GST)

Revenues, expenses and assets are recognised net of the amount of GST, except where the amount of GST incurred is not recoverable from the Australian Tax Office. In these circumstances, the GST is recognised as part of the cost of acquisition of the asset or as part of an item of the expense. Receivables and payables in the statement of financial position are shown inclusive of GST.

Cash flows are presented in the statement of cash flows on a gross basis, except for the GST component of investing and financing activities, which are disclosed as operating cash flows.

p. Provisions

Provisions are recognised when the Group has a legal or constructive obligation, as a result of past events, for which it is probable that an outflow of economic benefit will result and that outflow can be reliably measured.

No provision has yet been recognised for mine restoration and rehabilitation costs because the definition above has not yet been satisfied in relation to any of the areas of interest operated by the Group.

q. Trade and Other Payables

Trade and other payables represent the liability outstanding at the end of the reporting period for goods and services received by the Group during the reporting period which remains unpaid. The balance is recognised as a current liability with the amount being normally paid within 30 days of reconciliation of the liability.

r. Critical Accounting Estimates and Judgments

The Directors evaluate estimates and judgments incorporated into the financial statements based on historical knowledge and best available current information. Estimates assume a reasonable expectation of future events and are based on current trends and economic data, obtained both externally and within the Group.

Key Judgements - Share Based Payments

The Group measures the cost of equity-settled transactions by reference to the fair value of the equity instruments at the date at which they are granted. The fair value of options with non-market conditions is determined by an internal valuation using a Black-Scholes option pricing model taking into account the terms and conditions upon which the instruments were granted. The fair value of performance rights with market conditions is determined by using a Black-Scholes option pricing model or Barrier model simulation taking into account the terms and conditions upon which the instruments were granted.

Exploration and evaluation expenditure

The Group's accounting policy for exploration and evaluation expenditure is set out in Note 1 (u). The application of this policy necessarily requires the Board to make certain estimates and assumptions as to future events and circumstances. Any such estimates and assumptions may change as new information becomes available. If, after having capitalised expenditure under this policy, it is concluded that the expenditures are unlikely to be recoverable by future exploitation or sale, then the relevant capitalised amount will be written off to the statement of comprehensive income.

The Board determines when an area of interest should be abandoned. When a decision is made that an area of interest is not commercially viable, all costs that have been capitalised in respect of that area of interest are written off. The Directors' decision is made after considering the likelihood of finding commercially viable reserves.

s. Foreign Currency Transactions and Balances

Functional and presentation currency

The functional currency of each of the Group's entities is measured using the currency of the primary economic environment in which that entity operates. The consolidated financial statements are presented in Australian dollars, which is the parent entity's functional currency.

Transactions and balances

Foreign currency transactions are translated into functional currency using the exchange rates prevailing at the date of the transaction. Foreign currency monetary items are translated at the year-end exchange rate. Non-monetary items measured at historical cost continue to be carried at the exchange rate at the date of the transaction. Non-monetary items measured at fair value are reported at the exchange rate at the date when fair values were determined.

For personal use only

NOTE 1 SUMMARY OF SIGNIFICANT ACCOUNTING POLICIES (Continued)

Exchange differences arising on the translation of monetary items are recognised in profit or loss, except where deferred in equity as a qualifying cash flow or net investment hedge.

Exchange differences arising on the translation of non-monetary items are recognised directly in other comprehensive income to the extent that the underlying gain or loss is recognised in other comprehensive income; otherwise the exchange difference is recognised in profit or loss.

Foreign exchange differences relating to qualifying assets are capitalised. Costs incurred in mining exploration are considered to be part of qualifying assets and can be capitalised.

t. Government Grants

To the extent that contributions or rebates are received from taxation authorities, they are recognised in profit and loss as an Income Tax Benefit.

u. Acquisition, Exploration and Evaluation Expenditure

Acquisition costs of mining tenements are accumulated in respect of each identifiable area of interest. These costs are only carried forward to the extent that the Group's rights of tenure to that area of interest are current and that the costs are expected to be recouped through the successful development of the area or where activities in the area have not yet reached a stage that permits reasonable assessment of the existence of economically recoverable reserves.

Costs in relation to an abandoned area are written off in full against profit or loss in the year in which the decision to abandon the area is made. Each area of interest is also reviewed annually and acquisition costs written off to the extent that they will not be recoverable in the future. Exploration, evaluation and development costs of mining tenements are written off as incurred.

v. Comparative Information

Where necessary, comparative financial information may be adjusted to improve comparability, or as required by the adoption of new or revised accounting standards.

For personal use only

NOTE 2 REVENUE

	2026 $	2025 $
Interest revenue – Banks	**572,689**	578,545
Other income – DMPE co-funding of exploration expenditure	**56,160**	-
Other income – Sale of tenement data	**10,000**	-
	638,849	578,545

NOTE 3 PROFIT / (LOSS) FOR THE YEAR

	2026 $	2025 $
Profit / (Loss) for the year is derived after charging the following significant expenses:		
Depreciation of property, plant and equipment	**(1,896)**	(2,897)
Share-based payments expensed	**(377,034)**	-

NOTE 4 INCOME TAX EXPENSE

	2026 $	2025 $
(a) The components of tax expense comprise:		
Current tax	**-**	-
Deferred tax	**-**	-
Income tax expense/(benefit) reported in statement of comprehensive income	**-**	-
(b) The prima facie income tax on the loss is reconciled to the income tax expense/(benefit) as follows:		
Prima facie tax benefit / (expense) on loss from ordinary activities before income tax 25% (2025: 25%)	**(911,468)**	(980,434)
Add tax effect of:		
- non-allowable items	**924**	1,445
- share options / performance rights expensed during period	**94,259**	-
	(816,285)	(978,989)
Less tax effect of		
non-assessable non-exempt income	**-**	-
Benefit of tax losses and temporary differences not brought to accounts	**816,285**	978,989
Income tax attributable to the Group	**-**	-

	2026 $	2025 $
(c) Unrecognised deferred tax balances		
Net unrecognised deferred tax balances for tax losses and temporary differences	**7,283,681**	6,416,210

For personal use only

NOTE 5 KEY MANAGEMENT PERSONNEL

(a) Names and positions held by Group key management personnel in office at any time during the financial year are:

Director	Position
Brian Moller	Non-Executive Chairman
Corey Nolan	Managing Director and Chief Executive Officer – resigned 27 May 2026
Christopher Hartley	Non-Executive Director
John Anderson	Non-Executive Director

The key management personnel compensation included in "Employee benefits expense", "Exploration Expenditure" and "Share based payments expense" is as follows:

	2026 $	2025 $
Short-term employee benefits	**479,238**	457,768
Post-employment benefits	**42,000**	41,432
Termination benefits	**-**	-
Share-based payments	**314,888**	-
	836,126	499,200

Individual Directors' and executives' compensation disclosures

Information regarding individual Directors' and executives' compensation and some equity instruments disclosures as permitted by Schedule 5B to the Corporations Regulations 2001 is provided in the Remuneration Report section of the Directors' Report. Apart from the details disclosed in this note, no Director has entered into a material contract with the Company or the Group since the end of the previous financial year and there were no material contracts involving Directors' interests existing at year-end.

Loans to Key Management Personnel and their related parties

There were no loans outstanding at the reporting date to Key Management Personnel and their related parties.

Other Transactions with Key Management Personnel

A number of Key Management Personnel, or their related parties, held positions in other entities that result in them having control or significant influence over the financial or operating policies of these entities. Transactions between related parties are on normal commercial terms and conditions unless otherwise stated.

- During the year ending 30 June 2026, HopgoodGanim, a legal firm of which Mr Brian Moller was a partner until 30 June 2024 was paid legal fees by the Group of $57,952 (2025: $32,464). An amount of $18,466 was payable at balance date.

NOTE 6 AUDITOR'S REMUNERATION

	2026 $	2025 $
Remuneration of the auditor of the Group for		
- auditing or reviewing the financial reports	**53,900**	52,000
- non-audit services	**-**	-
	53,900	52,000

For personal use only

NOTE 7 PROFIT / (LOSS) PER SHARE

	2026 $	2025 $
Basic profit / (loss) per share ($ per share)	**(0.006)**	(0.006)
Diluted profit / (loss) per share ($ per share)	**(0.006)**	(0.006)
Reconciliation of earnings to profit or loss:		
Profit / (Loss) for the period	**(3,645,872)**	(3,921,735)
Earnings used to calculate basic EPS	**(3,645,872)**	(3,921,735)
Earnings used in the calculation of dilutive EPS	**(3,645,872)**	(3,921,735)

	2026 Number	2025 Number
Weighted average number of ordinary shares on issue in calculating basic EPS	**641,902,939**	623,180,331
Weighted average number of options outstanding	**31,091,781**	35,286,301
Weighted average number of ordinary shares outstanding during the period used in calculating dilutive EPS	**672,994,720**	658,466,632
Anti-dilutive options on issue not used in dilutive EPS calculation	**31,091,781**	35,286,301

NOTE 8 CASH AND CASH EQUIVALENTS

	2026 $	2025 $
Cash at bank and in hand	**8,615,056**	11,402,405
Cash and cash equivalents	**8,615,056**	11,402,405

The average effective interest rate on short-term bank deposits was 4.10% (2025 = 4.72%). These deposits have an average maturity of 6 months.

The cash and cash equivalents balance above reconciles to the statement of cash flows.

NOTE 9 TRADE AND OTHER RECEIVABLES

	2026 $	2025 $
CURRENT		
Sundry Debtors / GST receivable	**191,816**	36,005
Trade Debtors – Rio Tinto (i)	**-**	1,531,557
Interest receivable	**209,017**	23,049
Total Receivables	**400,833**	1,590,611

(i) Represents the US$1 million warranty retention associated with the sale of the Platina Scandium Project to a wholly owned subsidiary of Rio Tinto Ltd, received in December 2025.

For personal use only

NOTE 10 PROPERTY, PLANT AND EQUIPMENT

	2026 $	2025 $
PLANT AND EQUIPMENT		
Plant and equipment:		
At cost	**48,935**	46,235
Accumulated depreciation	**(45,271)**	(43,375)
Total Plant and Equipment	**3,664**	2,860

(a) Movements in Carrying Amounts

Movement in the carrying amounts for each class of property, plant and equipment between the beginning and the end of the current financial year:

	Plant and Equipment $
Balance at 1 July 2024	5,757
Additions	-
Depreciation expense	(2,897)
Balance at 30 June 2025	**2,860**
Additions	**2,700**
Depreciation expense	**(1,896)**
Balance at 30 June 2026	**3,664**

NOTE 11 FINANCIAL ASSETS AT FAIR VALUE THROUGH PROFIT OR LOSS

	2026 $	2025 $
Financial assets at fair value through profit or loss		
Listed equity securities – Investment in Nelson Resources Limited	**36,407**	30,339
Listed equity securities – Investment in Alien Metals Limited	**-**	70,065
Listed equity securities – Investment in Kalamazoo Resources Limited	**150,000**	-
Listed equity securities – Investment in Western Mines Group Limited	**10,000**	-
Total	**196,407**	**100,404**

(i) Classification of financial assets at fair value through profit or loss

The Group classifies its equity based financial assets at fair value through profit or loss in accordance with AASB 9. They are presented as current assets if they are expected to be sold within 12 months after the end of the reporting period; otherwise they are presented as non-current assets. Changes in the fair value of financial assets are recognised in the statement of profit or loss as applicable.

(ii) Amounts recognised in profit or loss

Changes in the fair values of financial assets at fair value have been recorded through profit or loss, representing a net profit of $6,068 for the period. (2025: net loss of $44,494).

For personal use only

NOTE 12 EXPLORATION AND EVALUATION EXPENDITURE

	2026 $	2025 $
Balance at beginning of the period	**2,232,713**	4,311,856
Reduction in Stamp Duty assessable	**-**	(44,537)
Acquired	**2,339,371**	-
Sold	**(150,000)**	-
Impaired	**-**	(2,034,606)
Exploration and evaluation expenditure capitalised – at cost	**4,422,084**	2,232,713

Recoverability of the carrying amount of exploration assets is dependent on the successful exploration and sale of minerals. Impairment losses are recognised on certain areas of interest where management has surrendered the lease or where there is considered to be little or no chance of recovery of expenses through production. Capitalised amounts represent acquisition costs for areas of interest. All subsequent costs are expensed.

NOTE 13 OTHER CURRENT AND NON-CURRENT ASSETS

	2026 $	2025 $
CURRENT		
Prepayments	**20,013**	19,021
	20,013	19,021
NON-CURRENT		
Security and credit card deposits and rental bond	**20,333**	20,333
	20,333	20,333

NOTE 14 TRADE, OTHER PAYABLES AND PROVISIONS

	2026 $	2025 $
CURRENT		
Trade payables	**358,090**	224,847
Sundry payables and accrued expenses	**70,125**	53,917
Employee benefits	**90,469**	84,111
	518,684	362,875
NON-CURRENT		
Employee benefits	**8,107**	29,052
	8,107	29,052

NOTE 15 ISSUED CAPITAL

	2026 $	2025 $
Fully paid ordinary shares 690,555,638 (2025: 623,180,331)	**61,334,870**	59,876,370
Share issue costs	**(3,336,529)**	(3,322,046)
	57,998,341	56,554,324

NOTE 15 ISSUED CAPITAL (Continued)

(a) Ordinary Shares	Number of Shares	$
Movements in Ordinary Shares		
Balance at 1 July 2025	623,180,331	56,554,324
- In September 2025, shares were issued as partial payment for Jasper Exploration Pty Ltd, owner of the Mt McKenna Gold project.	20,000,000	520,000
- In September 2025, shares were issued as payment for a facilitation fee for introduction and advisory services related to the acquisition of the Mt McKenna Gold project.	1,750,000	38,500
- In June 2026, shares were issued to acquire the Mt Morgans South Project from Genesis Minerals Limited.	5,000,000	100,000
- In June 2026, shares were issued as partial as partial payment for Bravo Minerals Pty Ltd, owner of the Sunrise Bore tenement.	40,625,307	800,000
Less: Share issue costs	-	(14,483)
Balance at 30 June 2026	690,555,638	57,998,341

Ordinary shares participate in dividends and the proceeds on the winding up of the Group in proportion to the number of shares held. At Shareholders meetings, on a show of hands, every member present in person or by proxy, or attorney or representative has one vote and upon a Poll every member present in person, or by proxy, attorney or representative shall in respect of each fully paid share held, have one vote for the share, but in respect of partly paid shares, shall have such number of votes being equivalent to the proportion which the amount paid (not credited) is of the total amounts paid and payable in respect of those shares (excluding amounts credited).

b) Quoted Options

There were no quoted options during the year ended 30 June 2026.

(c) Unlisted Options

For information relating to the Group's employee option plan, including details of options issued, exercised and lapsed during the financial period and the options outstanding at period-end refer to Note 19 Share-based Payments. For information relating to share options issued to Key Management Personnel during the financial period, refer to Note 19 Share-based Payments.

For personal use only

For personal use only

NOTE 15 ISSUED CAPITAL (Continued)

2026 - Options to take up ordinary shares in the capital of the Company have been granted as follows:

Exercise Period	Note	Exercise Price	Opening Balance 1 July 2025	Options Issued 2025/26	Options Exercised/ Expired 2025/26	Closing Balance 30 June 2026	Vested / Exercisable 30 June 2026
			Number	*Number*	*Number*	*Number*	*Number*
Options expiring 30 November 2025	(i)	$0.04	15,500,000	-	(15,500,000)	-	-
Options expiring 30 November 2025	(i)	$0.06	4,000,000	-	(4,000,000)	-	-
Options expiring 30 November 2025	(i)	$0.08	4,000,000	-	(4,000,000)	-	-
Options expiring 27 November 2026		$0.04	2,000,000	-	-	2,000,000	2,000,000
Options expiring 27 November 2026		$0.06	2,000,000	-	-	2,000,000	2,000,000
Options expiring 27 November 2026		$0.08	2,000,000	-	-	2,000,000	2,000,000
Options expiring 30 November 2028	(ii)	$0.05	-	17,000,000	-	13,500,000	13,500,000
Options expiring 30 November 2028	(ii)	$0.07	-	4,000,000	-	4,000,000	4,000,000
Options expiring 30 November 2028	(ii)	$0.09	-	4,000,000	-	4,000,000	4,000,000
Options expiring 27 April 2029	(iii)	$0.04	-	500,000	-	500,000	500,000
Options expiring 27 April 2029	(iii)	$0.06	-	500,000	-	500,000	500,000
Options expiring 27 April 2029	(iii)	$0.08	-	500,000	-	500,000	500,000
			29,500,000	**26,500,000**	**(23,500,000)**	**32,500,000**	**32,500,000**
Weighted average exercise price ($)			0.052	0.060	0.050	0.060	0.060

(i) These options expired unexercised.

(ii) In December 2025, following shareholder approval, 21.5 million options were issued as part of the remuneration package for the Company's directors and 3.5 million options were issued under the Employee Option Incentive Plan to the company secretary and consultants.

(iii) In June 2026, 1.5 million options were issued under the employee incentive scheme.

2025 - Options to take up ordinary shares in the capital of the Company have been granted as follows:

Exercise Period	Note	Exercise Price	Opening Balance 1 July 2024	Options Issued 2024/25	Options Exercised/ Expired 2024/25	Closing Balance 30 June 2025	Vested / Exercisable 30 June 2025
			Number	*Number*	*Number*	*Number*	*Number*
Options expiring 23 August 2024	(i)	$0.09	2,000,000	-	(2,000,000)	-	-
Options expiring 11 November 2024	(i)	$0.045	8,000,000	-	(8,000,000)	-	-
Options expiring 23 November 2024	(i)	$0.105	2,000,000	-	(2,000,000)	-	-
Options expiring 23 May 2025	(i)	$0.12	2,000,000	-	(2,000,000)	-	-
Options expiring 30 November 2025		$0.04	15,500,000	-	-	15,500,000	15,500,000
Options expiring 30 November 2025		$0.06	4,000,000	-	-	4,000,000	4,000,000
Options expiring 30 November 2025		$0.08	4,000,000	-	-	4,000,000	4,000,000
Options expiring 27 November 2026		$0.04	2,000,000	-	-	2,000,000	2,000,000
Options expiring 27 November 2026		$0.06	2,000,000	-	-	2,000,000	2,000,000
Options expiring 27 November 2026		$0.08	2,000,000	-	-	2,000,000	2,000,000
			43,500,000	**-**	**(14,000,000)**	**29,500,000**	**29,500,000**
Weighted average exercise price ($)			0.058	-	0.071	0.052	0.052

(i) These options expired unexercised.

For personal use only

NOTE 15 ISSUED CAPITAL (Continued)

(d) Performance Rights

There are no Performance Rights over ordinary shares in the capital of the Company that have been granted during the year ended 30 June 2026 or 30 June 2025.

(e) Performance Shares

2026 - Performance shares in the Company have been granted as follows:

Exercise Price	Note	Expiry date	Opening Balance 1 July 2025	Granted 2025/2026	Vested and converted into shares 2025/2026	Forfeited during the period 2025/2026	Closing Balance 30 June 2026	Vested / Exercisable 30 June 2026
			Number	*Number*	*Number*	*Number*	*Number*	*Number*
Nil	(i)	21-Oct-2027	100,000	-	-	-	100,000	-
			100,000	**-**	**-**	**-**	**100,000**	**-**

2025 - Performance shares in the Company have been granted as follows:

Exercise Price	Note	Expiry date	Opening Balance 1 July 2024	Granted 2024/2025	Vested and converted into shares 2024/2025	Forfeited during the period 2024/2025	Closing Balance 30 June 2025	Vested / Exercisable 30 June 2025
			Number	*Number*	*Number*	*Number*	*Number*	*Number*
Nil	(i)	21-Oct-2027	-	100,000	-	-	100,000	-
			-	**100,000**	**-**	**-**	**100,000**	**-**

(i) In November 2022, the Company issued 100,000 Performance Shares as part of the acquisition of Sangold Resources Pty Ltd which will convert to $1,000,000 in Shares if a JORC compliant Inferred Mineral Resource above 100,000 ounces at 1.5g/t is achieved within the Acquisition tenements, based on a 5% discount to the 10-day VWAP at the time the JORC Mineral Resource is announced (Milestone). Each Performance Share will lapse on 21 October 2027 (Expiry Date).

Performance Shares were issued to acquire Sangold Resources Pty Ltd and provide the Company with a means to compensate the vendors in proportion to subsequent success in developing the exploration projects acquired.

(f) Capital Management

Management controls the capital of the Group in order to maintain a good debt to equity ratio, provide the shareholders with adequate returns and ensure that the Group can fund its operations and continue as a going concern.

The Group's debt and capital includes ordinary share capital and financial liabilities, supported by financial assets.

There are no externally imposed capital requirements.

Management effectively manages the Group's capital by assessing the Group's financial risks and adjusting its capital structure in response to changes in these risks and in the market. These responses include the management of debt levels, distributions to shareholders and share issues.

There have been no changes in the strategy by management to control the capital of the Group since the prior year. This strategy is to ensure that the Group has no debts.

For personal use only

NOTE 16 SHARE BASED PAYMENTS RESERVE

	2026	2025
	$	$
Share-based payments reserve	**1,566,590**	1,189,556
	1,566,590	1,189,556

Share-based Payments Reserve

The share-based payments reserve records items recognised as expenses on valuation of share options and performance rights.

	2026	2025
	$	$
Movement during the year		
Opening balance	**1,189,556**	1,189,556
- Options issued to Directors and staff	**377,034**	-
Closing balance	**1,566,590**	1,189,556

NOTE 17 COMMITMENTS

(a) Tenement Commitments

The Group has certain statutory obligations to expend minimum amounts on exploration in tenement areas. These obligations may be varied from time to time and are expected to be fulfilled in the normal course of operations of the Group.

- During FY2026, the Group surrendered its interests in the Challa Gold Project, comprising tenements E58/552 and E58/553.
- During FY2026, the Group surrendered its interests in the Xanadu Gold Project.
- During FY2026, Platina relinquished its interests in the Binti Binti Project but maintained its interest the Beete Gold and Brimstone Gold Project . In order to maintain current rights concerning the Beete and Brimstone Gold Projects, the Group has certain commitments to meet minimum expenditure requirements. The current annual minimum lease expenditure commitments on this tenement package is $156,180 (2025:$156,180).
- During FY2026, Platina completed the acquisition of Jasper Exploration Pty Ltd, owner of the of the Mt McKenna Gold Project. Also during the year Jasper Exploration acquired 100% interests in the Mt Morgans South Gold projects. In order to maintain current rights concerning the Mt McKenna and Mt Morgans South Gold Projects, the Group has certain commitments to meet minimum expenditure requirements. The current annual minimum lease expenditure commitments on this tenement package is $379,320 (2025: N/A).
- During FY2026 Platina completed the acquisition of Bravo Minerals Pty Ltd which holds a 100% interest in Exploration Licence E38/4038 ("Sunrise Bore"). In order to maintain current rights concerning Sunrise Bore, the Group has certain commitments to meet minimum expenditure requirements. The current annual minimum lease expenditure commitments on this tenement is $15,000 (2025: N/A).

To keep tenements in good standing, work programs should meet certain minimum expenditure requirements. The Group has the option to negotiate new terms or relinquish the tenements and also to meet expenditure requirements by joint venture or farm-in arrangements.

For the financial year ending June 2026 the Group may seek to renegotiate tenement arrangements or apply for exemptions against expenditure in relation to those tenements which did not have sufficient expenditure recorded against them in the prior 12 months of their term. In the event that renegotiation does not occur or exemption for these tenements is not granted, the tenements may not be renewed. If the Group decides to relinquish certain leases and/or does not meet these obligations, assets recognised in the balance sheet may require review to determine the appropriateness of carrying values.

For personal use only

NOTE 18 CASH FLOW INFORMATION

	2026 $	2025 $
(a) Reconciliation of Cash Flow from Operations with Profit / (Loss) after Income Tax		
Profit / (Loss) after income tax	**(3,645,872)**	(3,921,735)
Non-cash flows in profit / (loss)		
Depreciation	**1,896**	2,897
Exploration and evaluation expenditure expensed/impaired	**2,714,797**	3,408,968
Share based payments expensed	**377,034**	-
Gain / (loss) on fair value of equity investments designated at FVTPL	**(6,068)**	44,494
Sale of tenement data	**(10,000)**	-
Gain / loss on sale of equity investments	**(55,917)**	(25,245)
Foreign exchange loss/ (gain)	**39,072**	(79,280)
Changes in assets and liabilities		
(Increase)/decrease in prepayments	**(992)**	1,084
(Increase)/decrease in other current assets	**(272,159)**	1,023
Increase/(decrease) in trade payables and accruals	**86,715**	(32,056)
Increase/(decrease) in provisions	**(14,587)**	18,051
Cash flow from operations	**(786,081)**	(581,799)

b) **Non-Cash Financing and Investing Activities**

In September 2025, the Company issued 20,000,000 shares (deemed price of $0.026 per share) as partial consideration for the purchase of a 100% interest in Jasper Exploration Pty Ltd, owner of the Mt McKenna Gold Project.

In September 2025, the Company issued 1,750,000 shares (deemed price of $0.022 per share) as payment of a facilitation fee for introduction and advisory services related to the acquisition of the Mt McKenna Gold Project.

In June 2026, the Company issued 5,000,000 shares (deemed price of $0.02 per share) as partial consideration for the purchase of a 100% interest in the Mt Morgans South Project from Genesis Minerals Ltd.

In June 2026, the Company issued 40,625,307 shares (deemed price of $0.0197 per share) as partial payment for the purchase of a 100% interest in Bravo Minerals Pty Ltd, owner of the Sunrise Bore tenement.

NOTE 19 SHARE BASED PAYMENTS

Performance Rights Plan (PRP)

Shareholders approved the Company's PRP at the Annual General Meeting held on 21 November 2024. The PRP was designed to provide a framework for competitive and appropriate remuneration so as to retain and motivate skilled and qualified personnel whose personal rewards are aligned with the achievement of the Company's growth and strategic objectives.

During the financial year, the Company did not grant any performance rights over unissued ordinary shares in the Company (2025: nil). Refer to Note 15(b) for additional information.

Employee Option Incentive Plan ("EOIP")

Shareholders last approved the Platina Resources Limited EOIP at the General Meeting on 23 November 2023. The EOIP allows Directors from time to time to invite eligible employees to participate in the Plan and offer options to those eligible persons. The Plan is designed to provide incentives, assist in the recruitment, reward, retention of employees and provide opportunities for employees (both present and future) to participate directly in the equity of the Company. The contractual life of each option granted is three years or as otherwise determined by the Directors. There are no cash settlement alternatives. 5,000,000 options were issued to the Company Secretary and consultants under the EOIP in 2026 (2025: Nil).

For personal use only

NOTE 19 SHARE BASED PAYMENTS (Continued)

Non - Plan based payments

The Company also makes share-based payments to consultants and / or service providers from time to time, not under any specific plan. Specific shareholder approval was obtained for any share-based payments to directors and officers of the parent entity.

21.5 million options were issued to directors during the year ended 30 June 2026.

Refer to Note 15(c) for additional information.

The following share-based payment arrangements existed at 30 June 2026:

a. Unlisted Options

	30 June 2026		30 June 2025	
	Number of Options	**Weighted Average Exercise Price ($)**	**Number of Options**	**Weighted Average Exercise Price ($)**
Outstanding at beginning of the year	**29,500,000**	**0.052**	43,500,000	0.058
Granted	**26,500,000**	**0.060**	-	-
Expired	**(23,500,000)**	**0.050**	(14,000,000)	0.71
Outstanding at end of the year	**32,500,000**	**0.060**	29,500,000	0.052
Exercisable at end of the year	**32,500,000**	**0.060**	29,500,000	0.052

Expenses arising from share-based payment transactions - Unlisted Options

Share-based payments, are as follows (with additional information provided in Note 15 and 16 above):

	2026 Number	2026 $	2025 Number	2025 $
Options to Directors (i)	**13,500,000**	**214,114**	-	-
Options issued to the Managing Director(ii)	**4,000,000**	**46,890**	-	-
Options issued to the Managing Director(ii)	**4,000,000**	**53,884**	-	-
Options issued to consultants (iii)	**3,500,000**	**48,455**	-	-
Options Issued to Senior Geologist (iv)	**1,500,000**	**13,691**	-	-
Total	**26,500,000**	**377,034**	-	-

(i) In December 2025 13,500,000 options were issued to Directors and the charge to the profit and loss account was $214,114.

(ii) In December 2025 8,000,000 options were issued to the Managing Director and the charge to the profit and loss account was $100,774.

(iii) In December 2025 3,500,000 options were issued to consultants and the charge to the profit and loss account was $48,455.

(iv) In June 2026, 1,500,000 options were issued to the Senior Geologist, Mr Martin Ash under the EOIP and the charge to the profit and loss account for the period was $13,691.

NOTE 19 SHARE BASED PAYMENTS (Continued)

The following table lists the inputs to the model used for the financial period ended 30 June 2026 and 30 June 2025.

(a)	Grant date	2 December 2025	2 December 2025	4 December 2025	9 June 2026
(b)	Exercise price	$0.05	$0.07 and $0.09	$0.05	$0.04, $0.06 and $0.08
(c)	Expiry date	30 November 2028	30 November 2028	30 November 2028	27 April 2029
(d)	Share price at grant date	$0.032	$0.032	$0.029	$0.021
(e)	Expected price volatility of the Company's shares	90.8%	90.8%	91.3%	101.7%
(f)	Risk-free interest rate	3.925%	3.925%	4.053%	4.551%
(g)	Discount for market vesting condition	Nil	Nil	Nil	Nil

During the year ended 30 June 2026, no options were exercised.

b. Performance Rights

There are no Performance Rights to subscribe for ordinary shares in the capital of the Company as at 30 June 2026 and 30 June 2025.

c. Performance Shares

Performance shares in the Company granted as at 30 June 2026 are as follows:

Exercise price	Note	Expiry date	Opening Balance 1 July 2025	Granted	Vested and converted into shares during the period	Forfeited during the period	Closing Balance 30 June 2026	Vested / Exercisable 30 June 2026
			Number	*Number*	*Number*	*Number*	*Number*	*Number*
Nil	(i)	21-Oct 2027	100,000	-	-	-	100,000	-
			100,000	**-**	**-**	**-**	**100,000**	**-**

(i) In November 2022, the Company issued 100,000 Performance Shares as part of the acquisition of Sangold Resources Pty Ltd which will convert to $1,000,000 in Shares if a JORC compliant Inferred Mineral Resource above 100,000 ounces at 1.5g/t is achieved within the Acquisition tenements, based on a 5% discount to the 10-day VWAP at the time the JORC Mineral Resource is announced (Milestone). Each Performance Share will lapse on 21 October 2027 (Expiry Date).

Performance Shares were issued to acquire Sangold Resources Pty Ltd and provide the Company with a means to compensate the vendors in proportion to subsequent success in developing the exploration projects acquired.

NOTE 20 OPERATING SEGMENTS

The Board of Directors have considered the requirements of AASB 8 – Operating Segments and the internal reports that are reviewed by the chief operating decision maker (the Board) in allocating resources and have concluded that there are no separate identifiable business segments. The operations and assets of Platina Resources Limited and its controlled entities are employed in exploration activities relating to minerals in Australia.

For personal use only

For personal use only

NOTE 21 FINANCIAL RISK MANAGEMENT

Financial Risk Management Policies

The Group's financial instruments consist mainly of deposits with banks, short term investments, accounts receivable and accounts payable.

The main risks and related risk management policies arising from the Group's financial instruments are summarised below.

Credit Risk

The maximum exposure to credit risk at balance date to recognised financial assets, net of any provisions for doubtful debts, is disclosed in the statement of financial position and notes to and forming part of the financial report.

Interest Rate Risk

The Group's exposure to interest rate risk is the risk that an increase or decrease in market interest rates will result in increased or reduced revenue from interest receipts. The Group's exposure to interest rate risk is minimal.

Liquidity Risk

The Group manages liquidity risk by monitoring forecast cash flows. The Group's operations require the raising of capital on an on-going basis to fund its planned exploration program and to commercialise its tenement assets. The Group's past success in the raising of capital will ensure it can continue as a going concern and proceed with planned exploration expenditure.

Net Fair Values

The net fair values of financial assets and financial liabilities approximate their carrying value. No financial assets and financial liabilities are readily traded on organised markets in standardised form, except for the financial assets at fair value through profit or loss, as disclosed in Note 11. The aggregate net fair values and carrying amounts of financial assets and financial liabilities are disclosed in the statement of financial position and in the notes to and forming part of the financial report.

The Group's exposure to interest rate risk and effective average interest rate for classes of financial assets and financial liabilities is set out below.

For personal use only

NOTE 21 FINANCIAL RISK MANAGEMENT (Continued)

	Weighted Average Effective Interest Rate	Floating Interest Rate Less than 1 year	Fixed Interest Rate	Non-Interest Bearing	Total
2026					
Financial Assets					
Cash and cash equivalent assets	**4.10%**	**531,111**	**8,000,000**	**83,945**	**8,615,056**
Security deposits and deposits at financial institutions	**3.93%**	**-**	**20,333**	**-**	**20,333**
Financial assets at FVTPL	**-**	**-**	**-**	**196,407**	**196,407**
Other financial assets	**-**	**-**	**-**	**400,833**	**400,833**
Total Financial Assets		**531,111**	**8,020,333**	**681,185**	**9,232,629**
Financial Liabilities					
Other financial liabilities		**-**	**-**	**518,684**	**518,684**
Total Financial Liabilities		**-**	**-**	**518,684**	**518,684**
2025					
Financial Assets					
Cash and cash equivalent assets	4.72%	1,842,436	9,500,000	59,969	11,402,405
Security deposits and deposits at financial institutions	4.76%	-	20,333	-	20,333
Financial assets at FVTPL	-	-	-	100,404	100,404
Other financial assets	-	-	-	1,590,611	1,590,611
Total Financial Assets		1,842,436	9,520,333	1,750,984	13,113,753
Financial Liabilities					
Other financial liabilities		-	-	362,875	362,875
Total Financial Liabilities		-	-	362,875	362,875

Foreign exchange risk

Exposure to foreign exchange risk may result in fair value or future cash flows of a financial instrument fluctuating due to movement in foreign exchange rates of currencies in which the Group makes purchases or holds financial instruments which are other than the AUD functional currency.

For personal use only

NOTE 22 PLATINA RESOURCES LIMITED PARENT INFORMATION

	2026 $	2025 $
a. Platina Resources Limited		
ASSETS		
Current assets	**9,035,887**	13,011,928
Non-current assets	**4,642,392**	2,356,314
TOTAL ASSETS	**13,678,279**	15,368,242
LIABILITIES		
Current liabilities	**518,684**	362,876
Non-current liabilities	**8,107**	29,052
TOTAL LIABILITIES	**526,791**	391,928
NET ASSETS	**13,151,488**	14,976,314
EQUITY		
Issued capital	**61,334,870**	59,876,370
Share issue costs	**(3,336,529)**	(3,322,046)
	57,998,341	56,554,324
Share-based payments reserve	**1,566,590**	1,189,556
Accumulated Losses	**(46,413,443)**	(42,767,566)
TOTAL EQUITY	**13,151,488**	14,976,314
FINANCIAL PERFORMANCE		
Profit / (loss) for the period	**(3,645,874)**	(3,921,736)

Contingent liabilities of the parent entity:

The parent entity's contingent liabilities are noted in Note 23.

Commitments for the acquisition of property, plant and equipment by the parent entity:

The parent entity has not made any commitments for the acquisition of property, plant and equipment.

For details on commitments, see Note 17.

b. Interest in Subsidiaries

Company Name	Country of Incorporation	Percentage Owned (%)* 2026	2025
Parent Entity			
Platina Resources Limited	Australia		
Subsidiaries			
Red Heart Mines Pty Ltd	Australia	100	100
Platina Scandium Pty Ltd	Australia	100	100
Sangold Resources Pty Ltd	Australia	100	100
Skaergaard Holdings Pty Ltd[1]	Australia	100	100
Coolabah Resources Pty Ltd	Australia	100	100
Jasper Exploration Pty Ltd	Australia	100	-
Bravo Minerals Pty Ltd	Australia	100	-

For personal use only

NOTE 22 PLATINA RESOURCES LIMITED PARENT INFORMATION (continued)

* Percentage of voting power is in proportion to ownership

1. Skaergaard Holdings Pty Ltd is the parent entity of Coolabah Resources Pty Ltd.

None of the subsidiaries have traded during the year and do not have any assets and liabilities.

c. Amounts Outstanding from Related Parties

There are no amounts outstanding from related parties.

NOTE 23 CONTINGENT ASSETS / LIABILITIES

There are no known contingent assets as at 30 June 2026 other than as below:

Platina Scandium Project (PSP)

In April 2023, Platina announced that it had signed a conditional binding sale agreement with a wholly owned subsidiary of Rio Tinto Ltd to sell the project for up to US$14 million in cash.

Platina has received US$12 million cash to date and may also receive future cash payments totalling US$2 million subject to Rio Tinto either achieving project milestones including granting of a Mining Lease by the agreed date or failing achievement, after the agreed date.

Xanadu Gold Project

Under the terms of the Sale and Purchase agreement with Kalamazoo Resources Limited (KZR), Platina is entitled to receive $500,000 should KZR achieve an Indicated JORC resource of not less than 250,000oz at > 0.5g/t Au across the Xanadu Gold Project tenements within 5 years and a 1% Net Smelter Royalty payable on gold extracted from the tenements.

There are no known contingent liabilities as at 30 June 2026 other than as below:

In accordance with the tenement acquisition agreements entered into by the Group the following deferred consideration may become payable in future periods:

Sangold Pty Ltd Acquisition – owner of the Brimstone, Binti Binti and Beete Gold Projects

- 100,000 Performance Shares were issued to the vendors of Sangold Resources Pty Ltd which will convert into such number of Shares to be determined by dividing $1,000,000 by the Issue Price of Performance Shares on the achievement of a JORC compliant Inferred Mineral Resource above 100,000 ounces at 1.5g/t is achieved within the Acquisition tenements.

Mt McKenna Gold Project

- A 1.5% Net Smelter Royalty is payable on any mineral produced from the tenement. Platina can buy back 50% of the net smelter royalty at market value.

Sunrise Bore Gold Project

- A 1% Net Smelter Royalty is payable on any mineral produced from the tenement.

Mt Morgans South Gold Project

- A milestone payment of $550,000 cash or ordinary shares in Platina payable on definition of a JORC (2012) Mineral Resource of 200,000oz of gold.

NOTE 24 RELATED PARTY TRANSACTIONS

Key Management Personnel

Disclosures relating to Key Management Personnel are set out in Note 5.

For full details refer to the Remuneration Report included in the Director's Report.

There have been no other transactions with related parties during the year ended 30 June 2026.

NOTE 25 SUBSEQUENT EVENTS

No matter or circumstance has arisen since the end of the financial year, to the date of this report, that has significantly affected, or may significantly affect, the operations of the Group, the results of those operations, or the state of affairs of the Group in future financial years.

The financial report was authorised for issue on the date the Director's Report was signed. The Board has the power to amend and re-issue the financial report.

For personal use only

For personal use only

Consolidated Entity Disclosure Statement

Basis of Preparation

This Group Disclosure Statement (CEDS) has been prepared in accordance with the *Corporations Act 2001.* It includes certain information for each entity that was part of the Group at the end of the financial year.

Determination of Tax Residency

Section 295 (3A) of the Corporation Acts 2001 defines tax residency as having the meaning in the Income Tax Assessment Act 1997. The determination of tax residency involves judgment as there are currently several different interpretations that could be adopted, and which could give rise to a different conclusion on residency.

In determining tax residency, the Group has applied the following interpretations:

Australian tax residency
The Group has applied current legislation and judicial precedent, including having regard to the Tax Commissioner's public guidance in Tax Ruling TR 2018/5.

Foreign tax residency
Where necessary, the Group has used independent tax advisers in foreign jurisdictions to assist in determining tax residency and ensure compliance with applicable foreign tax legislation.

Partnerships and Trusts
Australian tax law does not contain specific residency tests for partnerships and trusts. Generally, these entities are taxed on a flow-through basis, so there is no need for a general residence test. Some provisions treat trusts as residents for certain purposes, but this does not mean the trust itself is an entity that is subject to tax.

Details of entities within the Consolidated Group

Name of Entity	Type of Entity	Trustee, partner or participant in joint venture	Country of incorporation	% of share capital held	Australian resident or foreign resident (for tax purposes)	Foreign tax jurisdiction of foreign residents
Platina Resources Limited	Body Corporate	N/A	Australia	N/A	Australian	N/A
Red Heart Mines Pty Ltd	Body Corporate	N/A	Australia	100	Australian	N/A
Platina Scandium Pty Ltd	Body Corporate	N/A	Australia	100	Australian	N/A
Sangold Resources Pty Ltd	Body Corporate	N/A	Australia	100	Australian	N/A
Skaergaard Holdings Pty Ltd	Body Corporate	N/A	Australia	100	Australian	N/A
Coolabah Resources Pty Ltd	Body Corporate	N/A	Australia	100	Australian	N/A
Jasper Exploration Pty Ltd	Body Corporate	N/A	Australia	100	Australian	N/A
Bravo Minerals Pty Ltd	Body Corporate	N/A	Australia	100	Australian	N/A

Declaration by Directors

In the opinion of the Directors of Platina Resources Limited (the 'Company'):

a. the accompanying financial statements and notes are in accordance with the Corporations Act 2001 including:
   i. giving a true and fair view of the Consolidated Entity's financial position as at 30 June 2026 and of its performance for the year then ended; and
   ii. complying with Australian Accounting Standards, the Corporations Regulations 2001, professional reporting requirements and other mandatory requirements;

b. there are reasonable grounds to believe that the Company will be able to pay its debts as and when they become due and payable;

c. the financial statements and notes thereto are in accordance with International Financial Reporting Standards issued by the International Accounting Standards Board; and

d. the information disclosed in the attached Consolidated entity disclosure statement is true and correct.

This declaration has been made after receiving the declarations required to be made to the Directors in accordance with Section 295A of the Corporations Act 2001 for the financial year ended 30 June 2026.

This declaration is signed in accordance with a resolution of the Board of Directors.

Paul Polito
Managing Director and Chief Executive Officer

Perth
Date: 21 September 2026

For personal use only

Bentleys™
THINKING AHEAD

INDEPENDENT AUDITOR'S REPORT
TO THE MEMBERS OF PLATINA RESOURCES LIMITED

Report on the Audit of the Financial Report

Opinion
We have audited the financial report of Platina Resources Limited ("the Company"), and its controlled entities (the "Group"), which comprises the consolidated statement of financial position as at 30 June 2026 and the consolidated statement of profit and loss and other comprehensive income, consolidated statement of changes in equity and consolidated statement of cash flows for the year then ended, notes comprising a summary of significant accounting policies and other explanatory information, the consolidated entity disclosure statement and the director's declaration.

In our opinion, the consolidated financial report of the Group is in accordance with the *Corporations Act 2001*, including:

i) giving a true and fair view of the Group's financial position as at 30 June 2026 and of its financial performance for the year then ended; and
ii) complying with Australian Accounting Standards and the *Corporations Regulations 2001*.

Basis for Opinion
We conducted our audit in accordance with Australian Auditing Standards. Our responsibilities under those standards are further described in the *Auditor's Responsibilities for the Audit of the Financial Report* section of our report. We are independent of the Group in accordance with the auditor independence requirements of the *Corporations Act 2001* and the ethical requirements of the Australian Professional and Ethical Standards Board's APES 110 *Code of Ethics for Professional Accountants* (the Code) that are relevant to our audit of the financial report in Australia. We have also fulfilled our other ethical responsibilities in accordance with the Code.

We believe that the audit evidence we have obtained is sufficient and appropriate to provide a basis for our opinion.

Key Audit Matters
Key audit matters are those matters that, in our professional judgement, were of most significance in our audit of the financial report of the current period. These matters were addressed in the context of our audit of the financial report as a whole, and in forming our opinion thereon, and we do not provide a separate opinion on these matters.

For personal use only

Bentleys
THINKING AHEAD

INDEPENDENT AUDITOR'S REPORT
TO THE MEMBERS OF PLATINA RESOURCES LIMITED
(CONTINUED)

Key Audit Matter (Continued)

Key Audit Matter	How our audit addressed the key audit matter
Exploration and evaluation expenditure- capitalised costs - $4,422,084 As disclosed in Note 12, the Group recognised deferred exploration and evaluation expenditure assets of $4,422,084. The carrying value of exploration and evaluation expenditure is assessed for impairment by the Group when facts and circumstances indicate that the exploration and evaluation expenditure may exceed its recoverable amount. The determination as to whether there are any indicators to require deferred exploration and evaluation expenditure to be assessed for impairment, involves a number of judgements, including assessing the intention of the Group to carry out significant exploration and evaluation activity in the near future, and, whether there is sufficient information available to conclude that the area of interest is not commercially viable. Due to the size of the deferred exploration and evaluation expenditure asset relative to the Group's total assets and the judgement involved in assessing whether indicators of impairment exist at 30 June 2026, this was a key audit matter.	**Our procedures included, amongst others:** • Considering the Group's process for identifying and considering indicators of impairment and the completeness of the matters identified • Considering the Group's right to explore in the relevant exploration area which included obtaining and assessing supporting documentation such as license agreements and extension of term applications • Considering the Group's intention to carry out significant exploration and evaluation activity in the relevant exploration area which included assessment of the Group's cash-flow forecast models and enquiries as to the intentions and strategy of the Group • Assessing the ability to finance any planned future exploration and evaluation activity • Assessing the adequacy of disclosures in the financial report.
Options - $377,034 expensed As disclosed in Note 19, 26.5 million options were issued to directors, employees and contractors during the year. The options expense of $377,034 is material to the financial statements. Determining the fair value of the options granted requires the use of valuation methodologies and significant assumptions, including expected volatility, expected life and vesting conditions. Due to the materiality of the expense and the judgement involved in determining the fair value of the options issued during the year, this was considered a key audit matter.	**Our procedures included, amongst others:** • Obtaining and evaluating the terms and conditions of the options granted during the year by reference to ASX announcements, board minutes and supporting agreements. • Assessing the appropriateness of the valuation methodology applied by management and testing key assumptions used in determining the fair value of the options granted. • Independently recalculating the fair value of the options issued during the year and testing the accuracy of the related share-based payment expense and option reserve recognised. • Agreeing the option reserve balance to the general ledger and assessing the adequacy of the related financial statement disclosures.

For personal use only

Bentleys
THINKING AHEAD

INDEPENDENT AUDITOR'S REPORT
TO THE MEMBERS OF PLATINA RESOURCES LIMITED
(CONTINUED)

Information Other than the Financial Report and Auditor's Report Thereon
The directors are responsible for the other information. The other information comprises the information included in the Group's annual report for the year ended 30 June 2026 but does not include the financial report and our auditor's report thereon.

Our opinion on the financial report does not cover the other information and accordingly we do not express any form of assurance conclusion thereon.

In connection with our audit of the financial report, our responsibility is to read the other information and, in doing so, consider whether the other information is materially inconsistent with the financial report or our knowledge obtained in the audit or otherwise appears to be materially misstated.

If, based on the work we have performed, we conclude that there is a material misstatement of this other information, we are required to report that fact. We have nothing to report in this regard.

Responsibilities of the Directors for the Financial Report
The directors of the Company are responsible for:

a) the preparation of the financial report that gives a true and fair view in accordance with Australian Accounting Standards and the *Corporations Act 2001;*
b) such internal control as the directors determine is necessary to enable the preparation of a financial report that is free from material misstatement; and
c) the preparation and presentation of the consolidated entity disclosure statement that is true and correct in accordance with the *Corporations Act 2001.*

In preparing the financial report, the directors are responsible for assessing the ability of the Group to continue as a going concern, disclosing, as applicable, matters related to going concern and using the going concern basis of accounting unless the directors either intend to liquidate the Group or to cease operations, or has no realistic alternative but to do so.

Auditor's Responsibilities for the Audit of the Financial Report
Our objectives are to obtain reasonable assurance about whether the financial report as a whole is free from material misstatement, whether due to fraud or error, and to issue an auditor's report that includes our opinion. Reasonable assurance is a high level of assurance, but is not a guarantee that an audit conducted in accordance with the Australian Auditing Standards will always detect a material misstatement when it exists. Misstatements can arise from fraud or error and are considered material if, individually or in the aggregate, they could reasonably be expected to influence the economic decisions of users taken on the basis of this financial report.

For personal use only

Bentleys
THINKING AHEAD

INDEPENDENT AUDITOR'S REPORT
TO THE MEMBERS OF PLATINA RESOURCES LIMITED
(CONTINUED)

Auditor's Responsibilities for the Audit of the Financial Report (Continued)
As part of an audit in accordance with Australian Auditing Standards, we exercise professional judgement and maintain professional scepticism throughout the audit. We also:

- Identify and assess the risks of material misstatement of the financial report, whether due to fraud or error, design and perform audit procedures responsive to those risks, and obtain audit evidence that is sufficient and appropriate to provide a basis for our opinion. The risk of not detecting a material misstatement resulting from fraud is higher than for one resulting from error, as fraud may involve collusion, forgery, intentional omissions, misrepresentations, or the override of internal control.
- Obtain an understanding of internal control relevant to the audit in order to design audit procedures that are appropriate in the circumstances, but not for the purpose of expressing an opinion on the effectiveness of the Group's internal control.
- Evaluate the appropriateness of accounting policies used and the reasonableness of accounting estimates and related disclosures made by the directors.
- Conclude on the appropriateness of the directors' use of the going concern basis of accounting and, based on the audit evidence obtained, whether a material uncertainty exists related to events or conditions that may cast significant doubt on the Group's ability to continue as a going concern. If we conclude that a material uncertainty exists, we are required to draw attention in our auditor's report to the related disclosures in the financial report or, if such disclosures are inadequate, to modify our opinion. Our conclusions are based on the audit evidence obtained up to the date of our auditor's report. However, future events or conditions may cause the Group to cease to continue as a going concern.
- Evaluate the overall presentation, structure and content of the financial report, including the disclosures, and whether the financial report represents the underlying transactions and events in a manner that achieves fair presentation
- Obtain sufficient appropriate audit evidence regarding the financial information of the entities or business activities within the Group to express an opinion on the financial report. We are responsible for the direction, supervision and performance of the Group audit. We remain solely responsible for our audit opinion.

We communicate with those charged with governance regarding, among other matters, the planned scope and timing of the audit and significant audit findings, including any significant deficiencies in internal control that we identify during our audit.

We also provide the directors with a statement that we have complied with relevant ethical requirements regarding independence, and to communicate with them all relationships and other matters that may reasonably be thought to bear on our independence, and where applicable, related safeguards.

From the matters communicated with the directors, we determine those matters that were of most significance in the audit of the financial report of the current period and are therefore the key audit matters. We describe these matters in our auditor's report unless law or regulation precludes public disclosure about the matter or when, in extremely rare circumstances, we determine that a matter should not be communicated in our report because the adverse consequences of doing so would reasonably be expected to outweigh the public interest benefits of such communication.

For personal use only

Bentleys
THINKING AHEAD

INDEPENDENT AUDITOR'S REPORT
TO THE MEMBERS OF PLATINA RESOURCES LIMITED
(CONTINUED)

Report on the Remuneration Report

Opinion on the Remuneration Report

We have audited the Remuneration Report included in pages 25 to 29 of the directors' report for the year ended 30 June 2026.

In our opinion, the Remuneration Report of Platina Resources Limited, for the year ended 30 June 2026, complies with section 300A of the *Corporations Act 2001*.

Responsibilities

The directors of the Group are responsible for the preparation and presentation of the Remuneration Report in accordance with section 300A of the *Corporations Act 2001*. Our responsibility is to express an opinion on the Remuneration Report, based on our audit conducted in accordance with Australian Auditing Standards.

Bentleys.

Bentleys Brisbane Partnership
Chartered Accountants

Ashley Carle
Partner
Brisbane
21 September 2026

For personal use only

Member of Allinial GLOBAL An association of legally independent firms

A member of Bentleys, a network of independent advisory and accounting firms located throughout Australia and New Zealand that trade as Bentleys. All members of the Bentleys Network are affiliated only, are separate legal entities and not in partnership. Liability limited by a scheme approved under Professional Standards Legislation. A member of Allinial Global - an association of independent accounting and consulting firms.

Advisors
Accountants
Auditors

Shareholder Information

Additional information required by the Australian Securities Exchange and not shown elsewhere in this report is as follows. The information is current as at 17 September 2026.

(a) Distribution of equity securities

The number of holders, by size of holding, in each class of security are:

	Ordinary Shares		
	Number of Holders	Number	Total percentage
1 - 1,000	46	5,231	0.00%
1,001 - 5,000	20	58,763	0.01%
5,001 - 10,000	41	346,317	0.05%
10,001 - 100,000	809	37,218,406	5.39%
100,001 and over	515	652,926,921	94.55%
Total	1,431	690,555,638	100.00%

The number of shareholders holding less than a marketable parcel was 249 and they hold a total of 2,706,880 shares.

	Unquoted equity securities		
Class	Number	Number of Holders	Notes
Options exercisable at $0.04 expiring 27 Nov 2026	2,000,000	1	1
Options exercisable at $0.06 expiring 27 Nov 2026	2,000,000	1	1
Options exercisable at $0.08 expiring 27 Nov 2026	2,000,000	1	1
Options exercisable at $0.05 expiring 30 Nov 2028	17,000,000	6	2
Options exercisable at $0.07 expiring 30 Nov 2028	4,000,000	1	3
Options exercisable at $0.09 expiring 30 Nov 2028	4,000,000	1	3
Options exercisable at $0.06 expiring 27 Nov 2026	500,000	1	4
Options exercisable at $0.08 expiring 27 Nov 2026	500,000	1	4
Options exercisable at $0.04 expiring 27 Nov 2026	500,000	1	4
Performance Rights	12,000,000	1	5
Performance Shares	100,000	6	6

Holders of more than 20% of this class of options, Performance Rights and the Performance Shares:

1. Rohan Deshpande 2,000,000 options
2. Corey Nolan 4,000,000 options
2. Brian Moller 3,500,000 options
3. Corey Nolan 4,000,000 options
4. Martin Ash 500,000 options
5. Paul Polito 12,000,000 Performance Rights
6. Brimstone Resources Ltd 22,500 Performance Shares

For personal use only

For personal use only

Twenty largest holders

The names of the twenty largest holders, in each class of quoted security are:

i. Ordinary shares:

#	Registered Name	Number	% of total shares
1	CAIRNGLEN INVESTMENTS PTY LTD*	94,536,033	13.69%
2	HENMIK PTY LTD <M IVEY FAMILY TRUST>	34,734,638	5.03%
3	CITICORP NOMINEES PTY LIMITED	33,000,373	4.78%
4	J P MORGAN NOMINEES AUSTRALIA PTY LIMITED	27,979,598	4.05%
5	BNP PARIBAS NOMINEES PTY LTD ACF CLEARSTREAM	20,234,054	2.93%
6	BNP PARIBAS NOMINEES PTY LTD <IB AU NOMS RETAILCLIENT DRP>	14,903,589	2.16%
7	SCINTILLA STRATEGIC INVESTMENTS LIMITED	14,500,000	2.10%
8	MR BERNFRIED GUNTER WASSE & MRS PETRA WASSE	12,673,734	1.84%
9	BRIMSTONE RESOURCES LTD	12,000,000	1.74%
10	CALLITON PTY LTD <CAPITAL INVEST UNIT A/C>	11,000,000	1.59%
11	BNP PARIBAS NOMINEES PTY LTD	10,260,082	1.49%
12	BARTORILLA ENTERPRISES PTY LTD	9,000,000	1.30%
13	MR MICHAEL WONG	8,500,212	1.23%
14	RUBITON PTY LTD	8,000,000	1.16%
15	SINO PORTFOLIO INTERNATIONAL LIMITED	7,900,000	1.14%
16	YANDAL INVESTMENTS PTY LTD	7,000,000	1.01%
17	MR PETER ALEXANDER HOLLAND	7,000,000	1.01%
18	HSBC CUSTODY NOMINEES (AUSTRALIA) LIMITED	5,625,700	0.81%
19	MRS ANNE MAREE RICHARDSON	5,500,000	0.80%
20	YARRAANDOO PTY LTD	5,320,000	0.77%
	Top 20	349,668,013	50.63%
	Total	690,555,638	100.00%

* *Merged holding*

Substantial Shareholders

Substantial shareholders as shown in substantial shareholder notices received by Platina Resources Limited are:

Name of Shareholder:	Ordinary Shares:
Cairnglen Investments Pty Ltd	92,567,007
Henmik Pty Ltd	37,734,638

(b) Voting rights

All ordinary shares carry one vote per share without restriction.

Options and performance rights do not carry voting rights.

(c) Restricted securities

Securities subject to escrow on issue at 17 September 2026 were as follows:

20,312,654 fully paid ordinary shares to be held in escrow until 24 December 2026.

20,315,653 fully paid ordinary shares to be held in escrow until 24 June 2027.

(d) On-market buy back

There is not a current on-market buy-back in place.

For personal use only

For personal use only

Platina Resources Limited

c/- Corporate Consultants Pty Ltd
Level 2, Suite 9,
389 Oxford Street
Mount Hawthorn, WA, 6016
Phone: +61 8 9380 6789
Email: admin@platinaresources.com.au
www.platinaresources.com.au

ABN 25 119 007 939
ASX PGM

PLATINA
RESOURCES