For personal use only

OzAurum Resources Limited & Controlled Entities
ABN 63 643 244 544

Annual Report

for the year ended 30 June 2026

Corporate Directory

For personal use only

Directors

Ashok Parekh
Non-executive Chairman

Andrew Pumphrey
CEO and Managing Director

Jeffrey Williams
Non-executive Director

Jessica Fertig
Non-executive Director

Company Secretary

Stephen Hewitt-Dutton

Registered and Principal Office

Unit 1, 15 Williams Street
West Kalgoorlie WA 6430

T: +61 (0)8 9093 0039
E: info@ozaurumresources.com
www.ozaurumresources.com

Auditor

HLB Mann Judd

Level 4, 130 Stirling Street
Perth WA 6000

Share Registrar

Automic Registry Services

Level 5, 191 St George's Terrace
Perth WA 6000
T: 1300 288 664

Stock Exchange Listing

Australian Securities Exchange
Home Exchange: Perth WA
ASX Code: **OZM**

For personal use only

Your directors submit the financial report of the consolidated group for the year ended 30 June 2026

Contents

Corporate Directory	i
Directors' Report	2
Auditor's Independence Declaration	21
Consolidated Statement of Profit or Loss and Other Comprehensive Income	22
Consolidated Statement of Financial Position	23
Consolidated Statement of Cash Flow	24
Consolidated Statement of Changes in Equity	25
Notes to the Consolidated Financial Statements	26
Consolidated Entity Disclosure Statement	48
Directors' Declaration	49
Independent Auditor's Review Report	50
Corporate Governance	54
Additional Shareholder Information	60
Schedule of Mineral Tenements	63
Details of Mineral Resources and Ore Reserves	64

Directors' Report

The Directors of OzAurum Resources Limited (ASX: OZM, 'OzAurum', or 'Company') submit the financial report of the consolidated group for the year ended 30 June 2026.

DIRECTORS

The names of directors who held office during or since the end of the year:

- **Ashok Parekh** (Chairman)
- **Andrew Pumphrey** (CEO and Managing Director)
- **Jeffrey Williams** (Non-executive Director)
- **Jessica Fertig** (Non-executive Director)

Directors have been in office since the start of the financial period to the date of this report unless otherwise stated.

COMPANY SECRETARY

The following persons have held the position of company secretary during the financial year:

Stephen Hewitt-Dutton

PRINCIPAL ACTIVITIES

The principal activity of the Group during the financial year was mineral exploration for gold, lithium and rare earth elements.

There were no significant changes in the nature of the Group's principal activities during the financial year.

OPERATING RESULTS

The Company reported a net loss of $3,177,508 for the year ended 30 June 2026 (30 June 2025: $2,279,302)

DIVIDENDS PAID OR RECOMMENDED

The directors do not recommend the payment of a dividend and no amount has been paid or declared by way of a dividend to the date of this report.

REVIEW OF OPERATIONS

During the year ended 30 June 2026, OzAurum Resources Ltd advanced its Mulgabbie North Gold Project from feasibility study activities toward construction and near-term heap leach development. Work completed during the year included substantial RC grade control drilling, metallurgical testwork, permitting, engineering design, heritage and archaeological surveys, acquisition and refurbishment of heap leach plant, and commencement of civil works at site.

The Company's principal focus remained the staged development of Mulgabbie North, with Stage 1 works progressing at the James open pit and Stage 2 and 3 planning focused on a larger heap leach operation. By year end, the project had moved from study and permitting into early construction, with civil works underway and refurbishment of the heap leach agglomeration plant nearing completion.

At the Patricia Gold Project, the Company continued planning exploration at Heysen's Find, where a Programme of Work has been granted by the Western Australian Department of Mines, Petroleum and Exploration to

For personal use only

undertake RC drilling over approved targets associated with high-grade gold rock chip samples and a newly identified shear zone.

In Brazil, OzAurum advanced exploration of the Salitre Niobium and Rare Earth Element Project within the Alto Paranaba Magmatic Province. The Company completed a small ground magnetometer survey on a 50m by 25m grid over the Target 1 niobium soil anomaly, and commenced collation of the data for geophysical interpretation.

The Company also strengthened its funding position through a strategic placement to Forrestania Resources Limited, raising A$4.0968 million (before costs) through the issue of 56,900,000 shares at A$0.072 per share. Placement proceeds are being directed primarily toward advancing heap leach feasibility and development activities at the James Stage 1 Open Pit.

MULGABBIE NORTH GOLD PROJECT

Mulgabbie North Feasibility

During the year, the Company progressed the Mulgabbie North Heap Leach Feasibility Study through drilling, metallurgical testwork, permitting, engineering design, environmental submissions and commencement of Stage 1 development activities. The work completed increased confidence in the proposed Stage 1 open pit and larger Stage 2 and 3 heap leach development pathway.

The heap leach development pathway advanced materially, with Stage 1 approvals and early works progressing in parallel with Stage 2 and 3 design, permitting and scheduling activities. The Company's development strategy is based on a staged, low-capital-cost heap leach operation designed to deliver near-term production and provide a platform for future expansion.

Drilling activities during the year included RC programs at the James, Ben and Cross Fault prospects, the December 2025 James Stage 1 grade control program, metallurgical diamond drilling, and a major April 2026 Paleochannel grade control RC program. Together, this work confirmed shallow high-grade mineralisation within the Stage 1 James pit area and demonstrated continuity of high-grade mineralisation across the Paleochannel Project, supporting mine scheduling, economic modelling and the Company's heap leach development strategy.

Column heap leach testwork undertaken at ALS Metallurgy, Balcatta, continued to demonstrate strong metallurgical performance from Mulgabbie North ores. Testing during the year included Column 1 using James Stage 1 oxide/upper saprolite ore from diamond hole MNODH 019, Column 2 using lower saprolite/transition ore from diamond hole MNODH 020, and Column 3 using Paleochannel ore from diamond hole MNODH 022.

Strategic Development Pathway: Design & Site Layout

Stage 1 is being progressed as a metallurgical trial with an initial two-cell heap leach operation using the refurbished agglomeration plant and site infrastructure to support campaign mining, crushing, screening, agglomeration and heap leach processing. This approach is intended to minimise upfront capital requirements while enabling the Company to fully understand the heap leaching characteristics of the oxide material and to establish operating capability at Mulgabbie North.

The Company has received Environmental Approval under the Small Mining Operation Policy from the Western Australian Department of Mines, Petroleum and Exploration for Stage 1 open pit mining and heap leach operations. The Company has also received the required approval from the Department of Mines, Petroleum and Exploration to commence Stage 1 open pit mining under the Mining Operator Notification process. The Dangerous Goods Licence application has been lodged with the Department, after which the Company expects to apply to the Western Australian Department of Health for the required Poisons Permit.

For Stage 2 and 3, design work has been based on a larger heap leach facility comprising 32 cells, located on M28/240. Open pit optimisations, pit crest outlines and heap leach cell sequencing have been advanced to support a potential expanded mining and processing operation.

For personal use only

Stage 2 permitting work during the year included geotechnical pit slope design parameters, waste rock characterisation, open pit optimisation, larger heap leach design requirements and site layout planning. The expanded site layout includes provision for waste dumps and supporting infrastructure for a larger open pit mining operation utilising a 120 tonne mining fleet.

The Company also completed heritage and archaeological surveys over the Stage 2 and 3 areas under the guidance and with the endorsement of Senior Wongatha Elders. These workstreams form part of the requirements to lodge the Mining Development and Closure Proposal with the Western Australian Department of Mines, Petroleum and Exploration for Stage 2 environmental permitting.

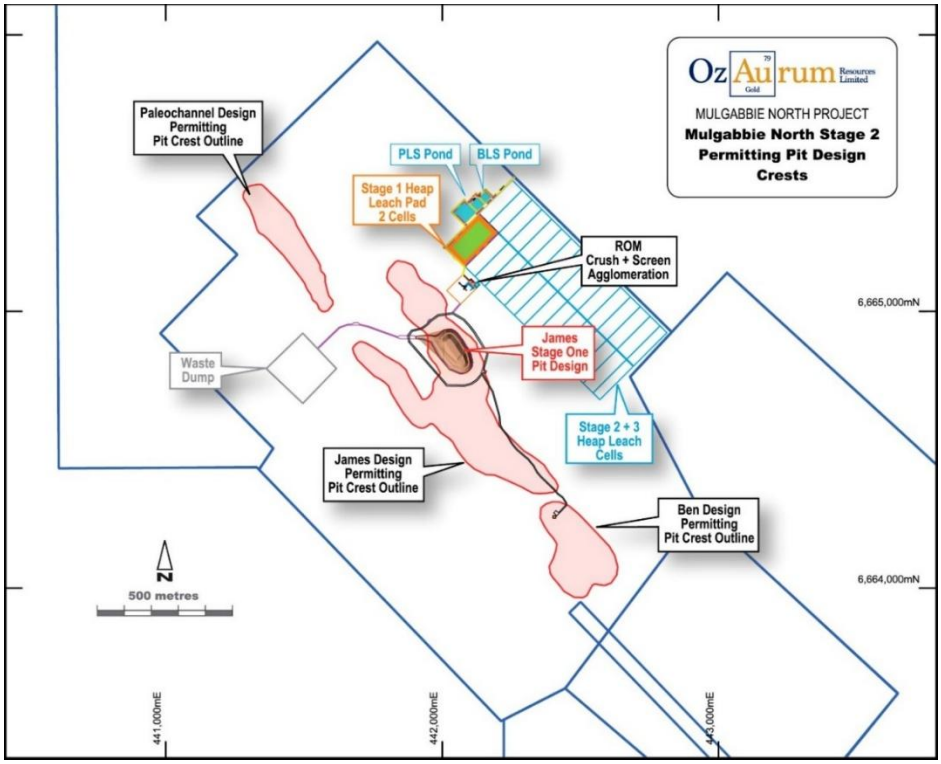

Figure 1: Stage 2 Design Permitting Pit Crest Outlines

James Stage 1 Pit Design Drilling

In October 2025, OZM drilled five RC holes, each 54m deep, at the James Prospect, as first pass nominal grade control drill pattern (8m x 5m). All holes intersected consistent high-grade gold mineralisation[1]. The drilling aimed to determine whether high-grade mineralisation previously intersected had continuity and widths within an open pit mine design (already completed) that could potentially be mined via a Stage 1 open pit and heap leach operation.

In December 2025, a 91-hole grade control drilling program was completed, along with one diamond drill hole (MNODH019, 50m). The grade control program results (MNORC 286 – 376) intersected consistent shallow high grade gold mineralisation[2]. These holes confirmed continuity and width of high-grade mineralisation within the open pit mine design, supporting the planned Stage 1 open pit and heap leach operation. In addition, high-grade gold mineralisation extends beneath the proposed Stage 1 Pit Design and has been intersected in several drill holes.

[1] *Refer OZM ASX Announcement dated 11 Nov 2025*
[2] *Refer OZM ASX Announcements dated 13 Jan 2026 and 27 Jan 2026*

For personal use only

For personal use only

Significant gold results received from the October program at James include:

- **7m @ 2.46 g/t Au –** (from 19m) **+ 7m @ 0.63 g/t Au** (from 40m) – **MNORC 284**
- **13m @ 1.36 g/t Au –** (from 28m) – **MNORC 277**
- **14m @ 1.23 g/t Au –** (from 22m) – **MNORC 276**
- **10m @ 1.23 g/t Au –** (from 21m) – **MNORC 285**
- **4m @ 1.94 g/t Au –** (from 23m) **+ 13m @ 0.57 g/t Au** (from 30m) – **MNORC 283**

Significant gold results received from the James RC grade control include:

- **14m @ 2.09 g/t Au** – (from 15m) – incl **3m @ 6.38 g/t Au** (from 17m) **MNORC 314**
- **9m @ 2.61 g/t Au –** (from 15m) – **MNORC 307**
- **7m @ 2.56 g/t Au –** (from 15m) – incl **1m @ 6.05 g/t Au** (from 19m) **MNORC 277**
- **7m @ 6.16 g/t Au** – (from 18m) – incl **2m @ 20.54 g/t Au** (from 19m) **MNORC 356**
- **6m @ 4.59 g/t Au** – (from 24m) – incl **1m @ 11.59 g/t Au** (from 24m) **MNORC 369**
- **6m @ 3.27 g/t Au** – (from 31m) – **MNORC 364**
- **6m @ 3.04 g/t Au** – (from 28m) – within **14m @ 1.60 g/t Au** (from 28m) **MNORC 350**
- **7m @ 3.02 g/t Au** – (from 29m) – within **15m @ 1.58 g/t Au** (from 29m) **MNORC 357**
- **5m @ 3.83 g/t Au** – (from 27m) – within **11m @ 1.98 g/t Au** (from 24m) **MNORC 375**
- **4m @ 5.30 g/t Au** – (from 14m) – within **30m @ 1.18 g/t Au** (from 14m) **MNORC 337**
- **6m @ 2.98 g/t Au** – (from 33m) – **MNORC 370**
- **11m @ 2.27 g/t Au** – (from 40m) – **MNORC 358**
- **6m @ 2.14 g/t Au** – (from 36m) – **MNORC 376**

Significant gold results that extend below the Stage 1 Pit Design include:

- **6m @ 3.27 g/t Au** – (from 31m) – **MNORC 364**
- **6m @ 2.98 g/t Au** – (from 33m) – **MNORC 370**
- **5m @ 3.83 g/t Au** – (from 27m) – within **11m @ 1.98 g/t Au** (from 24m) **MNORC 375**
- **6m @ 2.14 g/t Au** – (from 36m) – **MNORC 376**

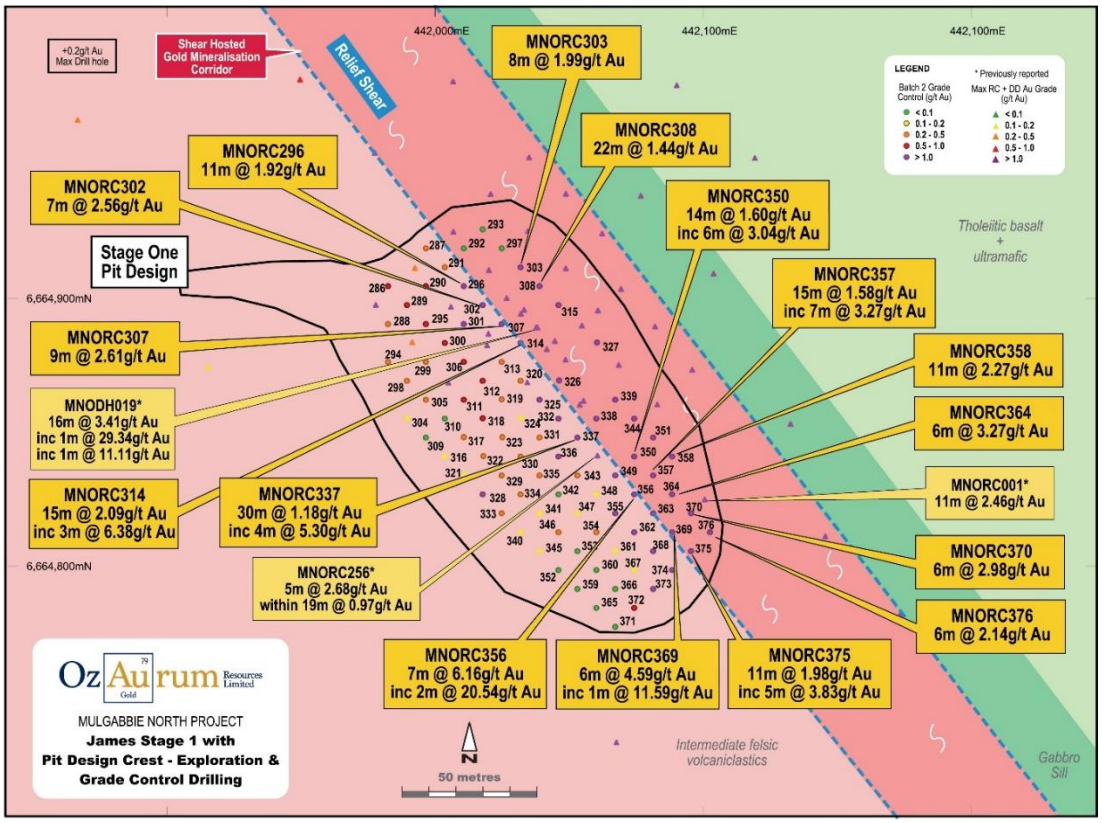

Figure 2: James RC grade control drill hole location

Diamond hole MNODH 019 intersected **16m @ 3.41g/t Au** (from 19m)**,** including exceptional high-grade intervals **1m @ 29.34 g/t Au** (from 22m) and **1m @11.11 g/t Au** (from 26m), validating grade tenor within the Stage 1 pit. Samples from MNODH019 were also used for metallurgical testwork.

Paleochannel Grade Control Drilling

In April 2026, the Company completed a 435-hole, 15,646m RC grade control drilling program focused on the Mulgabbie North Paleochannel[3]. Five batches of significant drilling results were released during the June quarter. The program confirmed consistent, shallow, high-grade gold mineralisation across the full drilling area and provided the drilling density required to support mine planning, scheduling and economic modelling for the Stage 2 heap leach feasibility study.

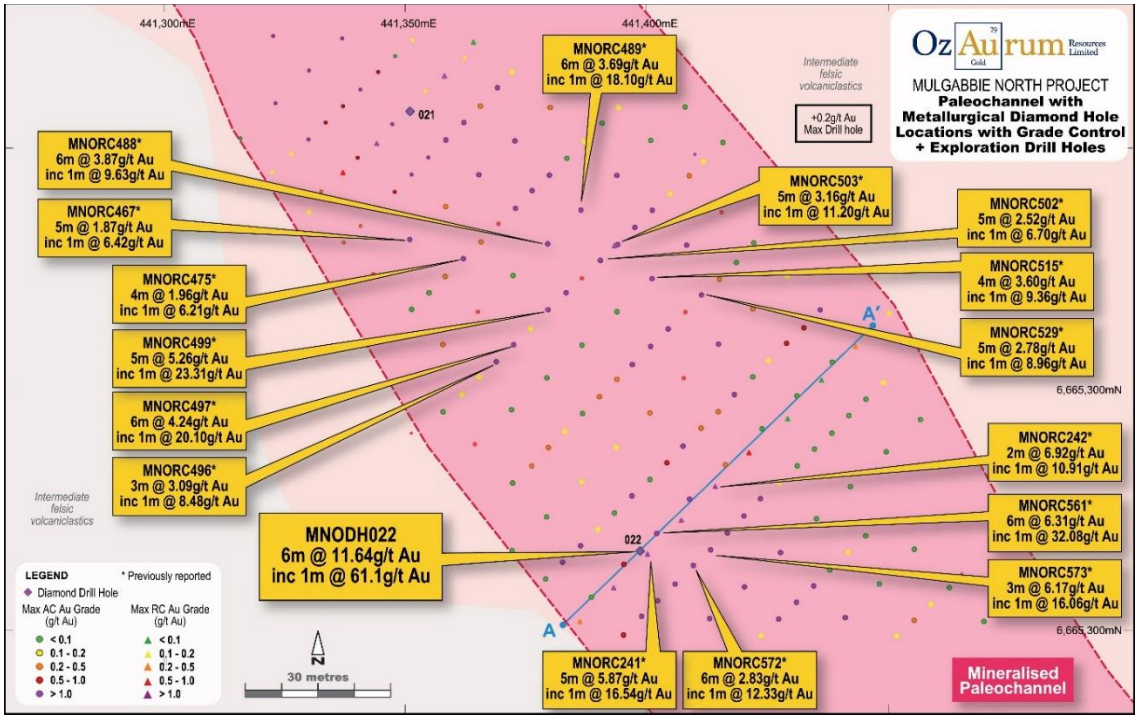

Figure 3: Paleochannel RC grade control drill hole location and metallurgical diamond hole

Significant Paleochannel results included:

- **6m @ 4.46 g/t Au** – (from 26m) – incl **1m @ 17.34 g/t Au** (from 27m) **MNORC 409**
- **4m @ 4.46 g/t Au –** (from 27m) – incl **1m @ 12.02 g/t Au** (from 27m) **MNORC 417**
- **4m @ 4.06 g/t Au –** (from 27m) – **MNORC 426**
- **4m @ 2.05 g/t Au –** (from 27m) – incl **1m @ 6.99 g/t Au** (from 28m) **MNORC 436**
- **5m @ 1.93 g/t Au –** (from 24m) – **MNORC 460**
- **5m @ 5.26 g/t Au** – (from 26m) – incl **1m @ 23.31 g/t Au** (from 27m) **MNORC 499**
- **6m @ 4.28 g/t Au** – (from 25m) – incl **1m @ 20.10 g/t Au** (from 25m) **MNORC 497**
- **6m @ 3.87 g/t Au** – (from 27m) – incl **1m @ 9.63 g/t Au** (from 32m) **MNORC 488**
- **6m @ 3.69 g/t Au** – (from 25m) – incl **1m @ 18.10 g/t Au** (from 27m) **MNORC 489**
- **4m @ 3.60 g/t Au** – (from 24m) – incl **1m @ 9.36 g/t Au** (from 32m) **MNORC 515**
- **5m @ 3.16 g/t Au** – (from 24m) – incl **1m @ 11.20 g/t Au** (from 28m) **MNORC 503**
- **6m @ 6.31 g/t Au** – (from 25m) – incl **1m @ 32.08 g/t Au** (from 26m) **MNORC 561**
- **6m @ 3.48 g/t Au** – (from 25m) – incl **1m @ 13.83 g/t Au** (from 25m) **MNORC 619**
- **3m @ 6.17 g/t Au** – (from 26m) – incl **1m @ 16.06 g/t Au** (from 27m) **MNORC 573**
- **6m @ 2.83 g/t Au** – (from 24m) – incl **1m @ 12.33 g/t Au** (from 24m) **MNORC 572**
- **3m @ 5.46 g/t Au** – (from 25m) – incl **1m @ 8.66 g/t Au** (from 26m) **MNORC 620**
- **8m @ 4.89 g/t Au** – (from 25m) – inc **1m @ 16.11 g/t Au** (from 25m)
  + 1m @ 21.24 g/t Au MNORC 710

[3] *Refer OZM ASX Announcements dated 28 April 2026, 1 May 2026, 26 May 2026, 11 June 2026 and 23 June 2026*

For personal use only

- **5m @ 3.24 g/t Au** – (from 26m) – incl **1m @ 15.33 g/t Au** (from 26m) **MNORC 711**
- **6m @ 2.62 g/t Au** – (from 25m) – incl **2m @ 7.24 g/t Au** (from 25m) **MNORC 709**
- **2m @ 7.68 g/t Au** – (from 24m) – incl **1m @ 10.96 g/t Au** (from 24m) **MNORC 726**
- **6m @ 2.35 g/t Au** – (from 22m) – incl **1m @ 10.95 g/t Au** (from 27m) **MNORC 669**
- **7m @ 8.12 g/t Au** – (from 25m) – incl **1m @ 49.7 g/t Au** (from 25m) **MNORC 763**
- **2m @ 7.17 g/t Au** – (from 25m) – incl **1m @ 13.94 g/t Au** (from 25m) **MNORC 774**
- **5m @ 4.14 g/t Au** – (from 22m) – incl **1m @ 12.92 g/t Au** (from 25m) **MNORC 753**
- **3m @ 2.87 g/t Au** – (from 23m) – incl **1m @ 7.33 g/t Au** (from 23m) **MNORC 747**
- **13m @ 1.34 g/t Au** – (from 23m) – incl **1m @ 7.25 g/t Au** (from 27m) **MNORC 742**

Diamond hole MNODH 022, drilled for metallurgical testwork on Paleochannel ore, intersected **6m @ 11.64 g/t Au** from 22m, including **1m @ 61.10 g/t Au** from 22m. Samples from MNODH 022 were used in ongoing column leach testwork, further linking the drilling program to the Company's heap leach development workstreams.

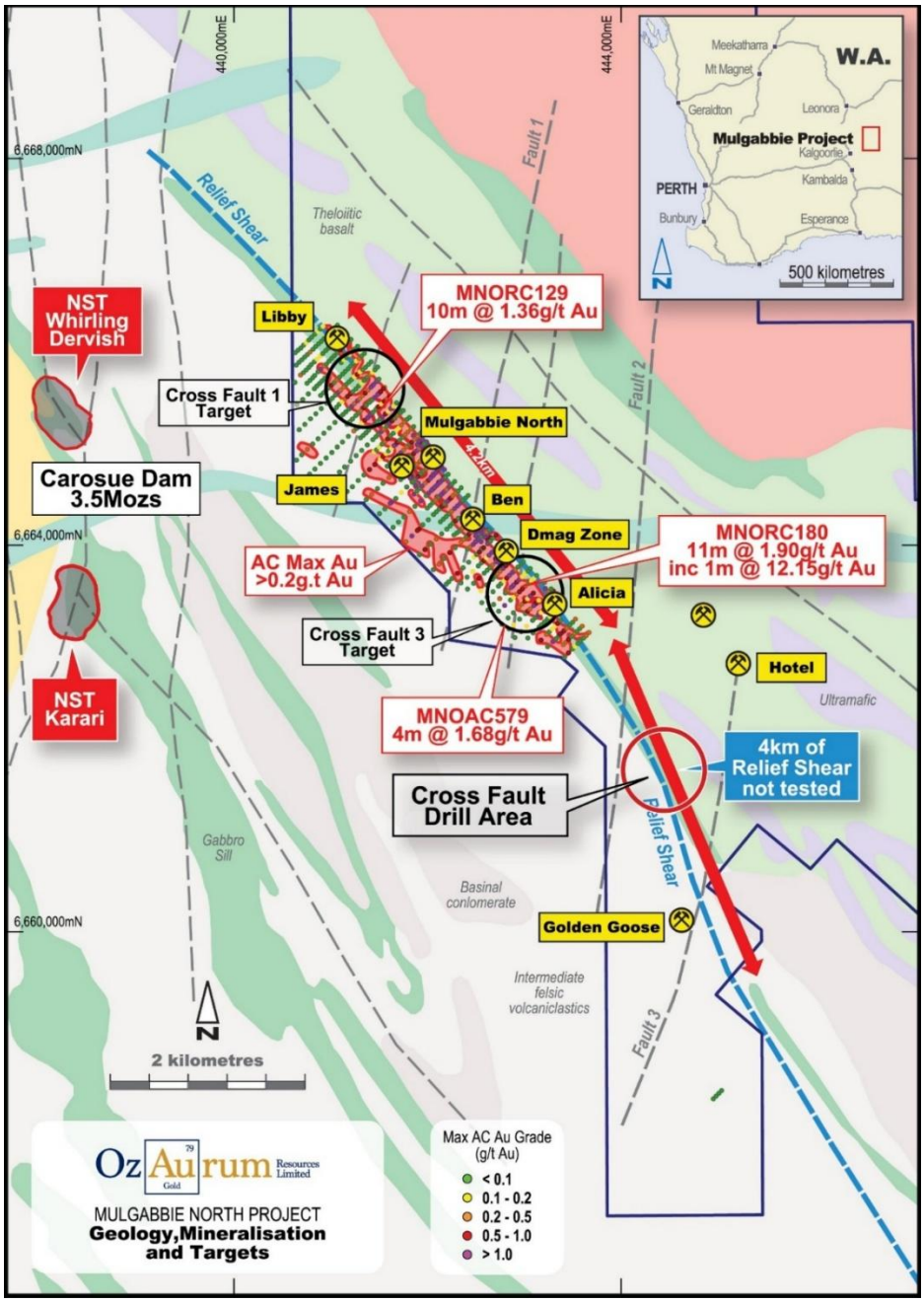

Figure 4: Mulgabbie North Gold Project Relief Shear Gold Mineralisation Corridor.

For personal use only

For personal use only

Percolation Testwork

In October, the Company reported the results of 55 percolation tests from the James Prospect. Of these, 34 tests achieved an average flow rate of 59,900L/hr/m2, exceeding the flowrate benchmark required for for successful agglomerated heap leach performance. Cement dosage varied from 5-20 kg/t and Lime addition varied between 0-10 kg/t[4].

This testwork provided OZM with increased confidence in its understanding of the hydraulic characteristics of the James and Paleochannel ores. The results support progression to the next stage of metallurgical assessment - column testwork - to determine gold recoveries and key design factors.

Column Testwork

Column 1 was finalised during the year and achieved greater than 90% gold recovery from shallow oxide/upper saprolite ore crushed to -12mm. The head grade for Column 1 was 2.51 g/t Au, with 60% of gold recovered in seven days and 80% recovered in 14 days. Cyanide consumption was low at 0.45 kg/t.

Column 2, using lower saprolite/transition gold ore from diamond hole MNODH 020 between 34m and 44m downhole and crushed to -12mm, was also finalised during the year. This test achieved 82% gold recovery at a head grade of 1.35 g/t Au, with 60% of gold recovered in seven days and 80% recovered in 14 days. Cyanide consumption was very low at 0.21 kg/t. Testwork also indicated that crushing to -8mm could potentially increase laboratory recovery to approximately 88%, and the Company intends to crush to -8mm when operations commence.[5]

Column 3, using Paleochannel gold ore from diamond hole MNODH 022 between 21m and 29m downhole and crushed to -12mm, remained underway at year end. Preliminary results indicated greater than 60% gold recovery after 21 days and greater than 75% recovery after 39 days of leaching. These results provide further support for the heap leach amenability of Paleochannel ore and the Company's broader low-capital-cost processing strategy.

The Competent Person cautions that the metallurgical results relating to MNODH 022 are preliminary only and have yet to be confirmed by further analysis, which will be reported in due course. The Competent Person considers these results to be indicative, but not an absolute measure, of metallurgical recovery under the laboratory conditions described in OZM's ASX Release of 16 September 2025.

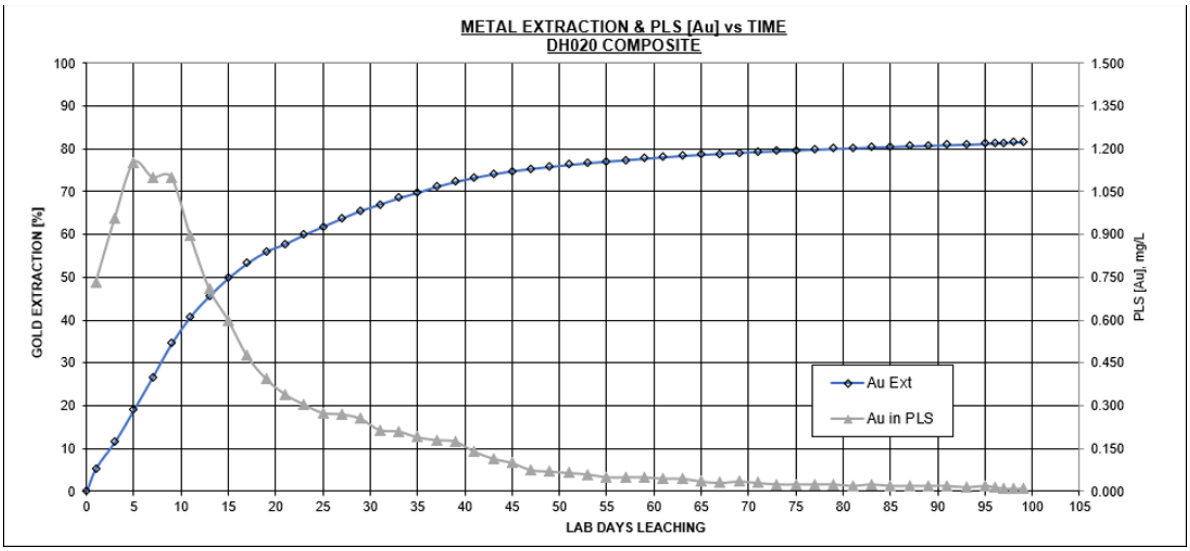

Figure 5: MNODH 020 Gold recovered in solution (g/t Au) vs time, in days

[4] *Refer OZM ASX Announcement dated 9 Oct 2025*
[5] *Refer OZM ASX announcement dated 8 July 2026*

For personal use only

Heap Leach Agglomeration Plant

In January 2026, the Company acquired the Bullabulling heap leach agglomeration plant, including the agglomerator drum originally designed by Randall Pyper of Kappes Cassiday for the Marvel Loch Heap Leach Project. The Marvel Loch operation processed approximately 2,500 tonnes per day and achieved an average gold recovery of 80% over the life of the project, with the first 80,000 tonnes of agglomerated ore recovering 90% of contained gold.

The plant was subsequently used at the Nifty Copper trial heap leach project before being relocated to the Bullabulling gold project. At Bullabulling, heap leach operations mined and produced 2.64 million tonnes at 1.14 g/t Au for 96,000 ounces.

The agglomeration plant operated at 100 tonnes per hour, or approximately 1,000 tonnes per day, which is considered suitable for the Mulgabbie North Stage 1, 2 and 3 development pathway. At this throughput rate, the plant has the potential to support an annual processing rate of approximately 350,000 tonnes per annum operating on day shift only.

The Stage 1 heap leach design for Mulgabbie North is comparable to the Nifty Copper trial heap leach configuration where the plant previously operated successfully. OzAurum considers the plant fit-for-purpose for Mulgabbie North ores and well suited to produce agglomerate material consistent with the Company's percolation testwork results.

OzAurum engaged Polaris Engineering Services to refurbish the heap leach agglomeration plant. Polaris' capability, competitive cost estimate and delivery track record provided the Company with increased confidence that refurbishment work could be completed efficiently while maintaining a low capital cost development strategy and reducing execution risk.

During refurbishment, engineered design changes were made to the agglomeration drum so it can be set at different operating angles, consistent with the original Kappes Cassiday design. This provides operational flexibility to process different ore types and produce the best possible agglomerate. Additional engineering work was also required to upgrade the heap leach plant to current Australian safety standards.

Major components modified and refurbished included the feed bin, agglomerator drum, feed conveyor and main discharge conveyor. Polaris Engineering Services completed dry commissioning of the feed bin, feed conveyor, agglomeration drum and main discharge conveyor. The lime and cement silo system was approximately 95% complete at year end, with delays experienced in the delivery of new silo conveyors from the supplier.

Concrete pouring for the plant foundations at Mulgabbie North was delayed by approximately three weeks due to unseasonably high rainfall on site but was completed before year end. Plant items were expected to begin delivery to site shortly, marking a further step in the transition from study and refurbishment to site installation and development.

Figure 6: OZM feed bin, feed conveyor and agglomerator drum at Polaris Engineering Services Henderson Facility

For personal use only

PATRICIA GOLD PROJECT

The Patricia Gold Project is located approximately 150 km northeast of Kalgoorlie in the Eastern Goldfields of WA, within a typical greenstone belt geological setting within the prolific Archaean Yilgarn Craton.

The Company has identified new targets for RC drilling north and south of the Patricia open pit and down dip of previously reported high grade intersections. OZM continues to plan drilling at Heysen's Find, which will be undertaken once approvals are received.

Heysen's Find

Heysen's Find is situated on 100% owned Exploration Licence E31/1186. Several rock chip samples returned high-grade gold from quartz vein stockwork and quartz veins associated with a recently identified shear zone[6]. High gold grades extend for over 250m along strike, exposed in two costeans and two shallow prospecting shafts (<5m deep) including;

- PRC 0012 16.23 g/t Au
- PRC 0019 10.33 g/t Au
- PRC 0014 6.20 g/t Au
- PRC 0011 3.65 g/t Au
- PRC 0008 2.47 g/t Au
- PRC 0010 2.33 g/t Au
- PRC 0025 2.25 g/t Au
- PRC 0009 1.42 g/t Au
- PRC 0015 1.20 g/t Au

The high grade gold samples all show abundant gossan boxwork textures after sulphides, most likely pyrite, indicating mineralisation at depth in fresh rock.

The host rock is unidentified due to its highly altered nature. Outcropping dolerite occurs on the immediate western and eastern contacts of the shear zone, extending for 1km along strike to the north. The shear zone foliation is striking 330° and dips near vertical with quartz vein stockwork and quartz veins showing the same orientation.

Heysen's Find Planned Exploration

Geological mapping and additional rock chip sampling will be undertaken at Heysen's Find and along the 7.5km Patricia shear.

Heritage and archaeological studies have been completed for part of E31/1186. A Section 18 Application lodged over the whole of E31/1186 at Heysen's Find has been refused. However, OZM has been granted approval to drill on an area covering the Heysen's Find rockchip samples and drill targets. The approved area extends 1km to the north along strike.

A Programme of Work (POW) has been granted by the DMPE to undertake exploration drilling of these targets and OZM plans to undertake an RC drilling program at Heysen's Find.

BRAZIL

Catalao and Salitre Niobium + REE Projects

The Salitre and Catalao Niobium REE Projects were identified as prospective areas for carbonatite intrusion-related niobium mineralisation and are situated within the Alto Paranaba Magmatic Province (APMP). The APMP hosts 97% of worldwide niobium production, all from carbonatite intrusions.

The Salitre Project is adjacent to the Salitre and Serra Negra carbonatite complexes that host significant niobium and phosphate Mineral Resources. Open pit mining and processing at the Salitre carbonatite produces phosphate, which in turn hosts niobium and rare earth minerals.

Brazil Magnetometer Survey

The Company owned ground magnetometer was delivered to Brazil in late 2025 and a field trial and training has been undertaken with the Brazil General Manager. A small survey on a 50m x 25m grid has been undertaken over

[6] OZM ASX release 29 November 2024

the same area as the Niobium soil sampling[7]. The Company is currently collating the data which will then be sent to a geophysicist for interpretation.
OzAurum advises that this survey does not provide a high precision survey as the magnetometer does not have diurnal correction. In the opinion of the experienced operator, the results will be suitable to detect any significant magnetic response.

Niobium mineralisation at the Brazil Catalao II carbonatite has a distinguishable magnetic response that is characterised by three areas Morro do Padre, Boa Vista, and Marcos) dominated by dyke swarms of tetraferriphlogopite phoscorites and carbonatites cutting through fenitized Precambrian metavolcano-sedimentary rocks[8] . The Boa Vista open pit mine is currently being mined for Niobium.

CORPORATE

On 30 January 2026, the Company announced that it had completed capital raising of $4,096,800 (before costs) through the placement of 56,900,000 shares in OzAurum at a price of $0.072 per share to Forrestania Resources Limited. Shares were issued on 2 February 2026.

During the 2024 year, OzAurum entered into an agreement with Line Hydrogen Pty Ltd and BIM Metals Pty Ltd (together LHBM) to complete the Mulgabbie North Heap Leach Feasibility Study, which will be fully funded by LHBM. Line Hydrogen Pty ltd was placed into voluntary administration on 12 August 2025. OzAurum subsequently entered into a Deed of Release with Line Hydrogen (Australia) Pty Ltd (Administrator Appointed). The Deed released both parties from the obligations of the Mulgabbie North Feasibility Agreement (announced on 12 September 2025) at no cost to either Party.

The Company held a General Meeting ("GM") on 15 April 2026 at which the placement to Forrestania was ratified. At the GM the Company also approved the issue of 4,100,000 Shares to VM Drilling Pty Ltd (or its nominee/s) at an issue price of $0.11 per Share for the payment for drilling services provided. The Shares were issued on 25 June 2026.

Business Strategies and Prospects

OzAurum's business model is aimed at generating value from the discovery of economic quantities of mineralisation and resources. It involves identifying projects aligned to OzAurum's strategy, then developing project specific exploration programs designed to quantify a project's mineral potential.

An important part of the OzAurum's proposed model is to assess exploration results on an ongoing basis against the current exploration strategies, other projects, funding options and other opportunities.

OzAurum's activities have inherent risk and the Board is unable to provide certainty of the expected results of these activities or that any or all of these likely activities will be achieved. The material business risks faced by OzAurum that could influence future prospects, and how the risk is managed, are outlined below.

Exploration and Development Risk

Mineral exploration, by its nature, is a high-risk endeavour and consequently, there can be no assurance that exploration of the Group's existing projects, or any other projects that may be acquired in the future, will result in discovery of an economic mineral deposit. Should a discovery be made, there is no guarantee that it will be commercially viable.

The development of mineral projects would follow only if favourable exploration results are obtained. There are still development and operational risks to overcome before a commercial mine can be established. A variety of factors, both geological and market related, can cause a technical discovery to be uneconomic.

[7] *OZM ASX release 21 January 2024*
[8] *Refer Society of Economic Geologists, 2022, The Carbonatite-Related Morro do Padre Niobium Deposit, Catalão II Complex, Central Brazil*

For personal use only

For personal use only

Future Capital Requirements

The ability of the Group to continue as a going concern is dependent on securing additional funding through debt or equity issues or partial sale of its mineral properties as and when the need to raise working capital arises, to continue to fund its operational activities.

Management believe there are sufficient funds to meet the Group's working capital requirements as at the date of this report. Subsequent to period end the Group expects to receive additional funds through debt or equity issues.

Native Title and Aboriginal Heritage

The Group's activities in Australia are subject to Commonwealth and State legislation relating to native title and sites of significance to Aboriginal custom and tradition. There is significant uncertainty associated with native title and Aboriginal heritage issues in Australia and this may impact on the Company's future plans. The Directors will closely monitor the potential effect of native title claims or heritage sites involving the Group's projects.

Environmental Risks

The operations and activities of the Group are subject to State and Federal laws and regulations concerning the environment. As with most exploration projects and mining operations, the Group's activities have an impact on the environment. The Group conducts its activities in compliance with all environmental laws.

Climate Change

The Directors recognise that there are a number of risks related to climate change which may affect the Group, including but not limited to:

- the changes which may occur to the climate of the area in which the Group's projects are situated which cannot be predicted;
- changes in governmental policy in response to climate change could adversely impact the value of the Group's assets, its business strategy and/or the costs of its operations; and
- climate change may have an impact on the operations of participants in the mining industry.

General Economic Conditions

General macro-economic conditions such as inflation, currency fluctuation, interest rates, supply and demand and industrial disruption may each have an adverse impact on operating costs, commodity prices and stock market processes. The Groups future possible revenues and Share price can be affected by these factors, which are beyond the control of the Group and its Directors.

INFORMATION ON DIRECTORS

Ashok Parekh

Non-Executive Chairman (appointed 21 May 2025)

Mr Parekh brings to OzAurum over 45 years' experience within the mining and resources sector. A highly respected Chartered Accountant and principal of a long-established accounting practice in Kalgoorlie for the past 40 years, Mr Parekh possesses a profound understanding of the operational and financial intricacies of the industry.

Throughout his distinguished career, Mr Parekh has cultivated a proven track record of advising mining companies and service providers, successfully negotiating numerous mining deals that have led to new IPOs and the establishment of significant gold mining operations. His direct involvement in the management of gold mining and milling companies within the Kalgoorlie region, including his tenure as Managing Director of several such entities and the successful operation of Coolgardie Custom Milling for 12 years, provides OzAurum with exceptional leadership insight.

Mr Parekh's significant contributions to the industry have been recognised through prestigious accolades including the Centenary Medal in 2003 by the Governor General of Australia, and the Meritorious Service Award from Chartered Accountants Australia and New Zealand, the highest award granted by the organisation in Australia.

Interest in Shares	200,000	Fully paid ordinary shares
Interest in Options	Nil	
Other Current Directorships	Maritana Minerals Limited (appointed 14 June 2019)	

Andrew Pumphrey
Managing Director & CEO (appointed 5 August 2020)

Mr Pumphrey is a geologist and mine surveyor with over 30 years' experience in the mineral exploration industry. He has extensive field experience in exploring for gold, nickel, silver and zinc throughout Western Australia and has been involved with several private underground and open pit mining operations.

Based in Kalgoorlie since 1989, Mr Pumphrey has operated a successful exploration contracting business and has an extensive knowledge of the geology of the Eastern Goldfields. Mr Pumphrey worked as the Operations Manager and General Manager for MacPhersons Resources Ltd and Maritana Minerals Ltd (ASX:MRT). Prior to that he worked as the Exploration Manager for MacPhersons Resources Ltd for four years.

Mr Pumphrey is a member of the Australian Institute of Geoscientists and a member of the Australasian Institute of Mining and Metallurgy.

Interest in Shares	43,324,000	Fully paid ordinary shares
Interest in Options	2,000,000	
Other Current Directorships	Nil	

Jeffrey Williams
Non-Executive Director (appointed 5 August 2020)

Mr Williams has over 40 years' experience in the mining industry, with 16 years' experience as a professional mining engineer in Australia and seven years in the stockbroking industry. His mining experience ranges from mine planning, underground management and feasibility studies through to mine development.

Mr Williams was the Managing Director of Mineral Deposits Ltd for 15 years and departed in late 2011. He secured the Sabodala gold and Grande Cote zircon projects in Senegal in West Africa, and commenced gold production in March 2009. The market capitalisation of Mineral Deposits Ltd increased from A$6m in 2003 to over A$1b in 2011.

Interest in Shares	1,187,500	Fully paid ordinary shares
Interest in Options	2,000,000	
Other Current Directorships	Nil	

Jessica Fertig
Non-Executive Director (appointed 13 January 2025)

Ms Fertig is the Founder and Managing Partner of Tau Media, a boutique investor and media relations consultancy providing strategic support to ASX-listed companies across a range of sectors, including mining and resources. With over a decade of experience in investor relations, Ms Fertig has been instrumental in the successful delivery of multiple IPOs and has worked extensively in-house for ASX-listed companies.

Ms Fertig's academic credentials include a Master of Business Law from the University of Sydney, a Graduate Diploma in Psychology from Monash University, and a Bachelor of Commerce in Law & Economics from Rhodes University.

For personal use only

In addition to her professional accomplishments, Ms Fertig serves as a Director of Australian Women in Mining and Resources (AWIMAR), where she is a vocal advocate for increasing diversity and fostering inclusion in the mining and resources industry.

Interest in Shares	Nil	Fully paid ordinary shares
Interest in Options	Nil	
Other Current Directorships	Nil	

COMPANY SECRETARY

Stephen Hewitt-Dutton
(Appointed 20 August 2020)

Mr Hewitt-Dutton has over 30 years of experience in corporate finance, accounting and company secretarial matters and holds a Bachelor of Business from Curtin University. Prior to joining OzAurum Resources Limited as permanent staff on 1 July 2021, he was an Associate Director of Trident Capital Pty Ltd for 12 years providing accounting and company secretarial services and corporate advice to listed and unlisted companies. He has held Financial Controller and Company Secretary positions for both public and private companies in excess of 30 years, including more than 15 years for listed mineral exploration companies.

Before joining Trident Capital Pty Ltd, Mr Hewitt-Dutton worked in a big 4 accounting firm and corporate accounting roles, and was an Associate Director of Carmichael Corporate Pty Ltd, where he assisted clients by providing equity market, IPO and M&A advice and assistance.

MEETINGS OF DIRECTORS

The number of directors' meetings held during the financial year and the number of meetings attended by each director is:

	Number Eligible to attend	Meetings Attended
Ashok Parekh	7	7
Andrew Pumphrey	7	7
Jeffrey Williams	7	6
Jessica Fertig	7	7

The Company does not have a formally constituted audit committee as the board considers that the Group's size and type of operation do not warrant such a committee.

SIGNIFICANT CHANGES IN STATE OF AFFAIRS

There were no significant changes in the state of affairs of the Group during the year.

EVENTS OCCURRING AFTER THE REPORTING PERIOD

Other than as outlined above, there has been no matters or circumstances that has arisen after reporting date that has significantly affected, or may significantly affect, the operations of the consolidated entity, the results of those operations, or the state of affairs of the consolidated entity in future financial years.

LIKELY DEVELOPMENTS AND EXPECTED RESULTS OF OPERATIONS

The Group has projects in Western Australia and Brazil and manages the exploration on the projects. The Group's primary focus is the development of the Mulgabbie North project whilst continuing exploration of other projects and also to review other potential projects with the object of increasing shareholder value.

For personal use only

For personal use only

ENVIRONMENTAL REGULATION

The Group is aware of its environmental obligations with regards to its exploration activities and ensures that it complies with all regulations when carrying out any exploration work.

Greenhouse gas and energy data reporting requirements

The group has reviewed the reporting requirements of both the Energy Efficiency Opportunities Act 2006 and the National Greenhouse and Energy Reporting Act 2007. Based on the Group's current operations, they are not required to register, nor are they required to report emissions data to the Greenhouse and Energy Data Officer.

REMUNERATION REPORT (Audited)

The information provided in this remuneration report has been audited as required by section 308(3C) of the *Corporations Act 2001*.

Key management personnel covered in this report:

Name	Position Held
Ashok Parekh	Non-Executive Chairman (Appointed 21 May 2025)
Andrew Pumphrey	Managing Director & CEO (Appointed 5 August 2020)
Jeffrey Williams	Non-Executive Director (Non-Executive Chairman to 21 May 2025) (Appointed 5 August 2020)
Jessica Fertig	Non-Executive Director (Appointed 13 January 2025)
Andrew Tudor	Non-Executive Director (Appointed 5 August 2020, resigned 13 January 2025)

Remuneration policy

The remuneration policy of OzAurum Resources Limited has been designed to align director and executive objectives with shareholder and business objectives by providing a fixed remuneration component which is assessed on an annual basis in line with market rates and offering specific long-term incentives based on key performance areas affecting the Group's financial results. The board of OzAurum Resources Limited believes the remuneration policy to be appropriate and effective in its ability to attract and retain the best directors and executives to run and manage the Group.

The board's policy for determining the nature and amount of remuneration for board members and senior executives of the economic entity is as follows:

The remuneration policy, setting the terms and conditions for the executive directors and other senior executives, was developed by the board. All executives receive a base salary (which is based on factors such as length of service and experience) and superannuation. The board policy is to review executive packages annually by reference to the economic entity's performance, executive performance and comparable information from industry sectors and other listed companies in similar industries.

The board may exercise discretion in relation to approving incentives, bonuses and options. The policy is to attract the highest calibre of executives and reward them for performance that results in long-term growth in shareholder wealth.

Executives are also entitled to participate in the employee share and option arrangements. The executive directors and executives receive a superannuation guarantee contribution required by the government and do not receive any other retirement benefits. All remuneration paid to directors and executives is valued at the cost to the company and expensed. Options are valued using the Black-Scholes method.

The board policy is to remunerate non-executive directors at market rates for comparable companies for time, commitment and responsibilities. The board determines payments to the non-executive directors and reviews their remuneration annually, based on market practice, duties and accountability. Independent external advice is to be

sought when required, however has not been sought during this reporting period. The directors set the maximum aggregate amount of fees that can be paid to non-executive directors at $250,000 on 22 September 2020. Fees for non-executive directors are not linked to the performance of the economic entity. However, to align directors' interests with shareholder interests, the directors are encouraged to hold shares in the company and are able to participate in the employee option plan.

The objective of the Company's executive reward framework is set to attract and retain the most qualified and experienced directors and senior executives. The board ensures that executive reward satisfies the following key criteria for good reward governance practices:

- Competitiveness
- Acceptability to shareholders
- Performance linkage
- Capital management

Directors' fees

A director may be paid fees or other amounts as the directors determine where a director performs special duties or otherwise performs services outside the scope of the ordinary duties of a director. A director may also be reimbursed for out of pocket expenses incurred as a result of their directorship or any special duties.

Bonuses

No bonuses were given to key management personnel during the 2026 financial year.

Performance based remuneration

The Group currently has no performance-based remuneration component built into director and executive remuneration packages given that the Company is currently still in exploration phase. Therefore, all remuneration is fixed and no amount is considered at risk.

Group performance, shareholder wealth and director's and executive's remuneration

The remuneration policy has been tailored to increase goal congruence between shareholders and directors and executives.

Key management personnel

The following persons were key management personnel and specified executives of OzAurum Resources Limited during the financial year:

Name	Position Held
Directors	
Ashok Parekh	Non-Executive Chairman
Andrew Pumphrey	Managing Director & CEO
Jeffrey Williams	Non-Executive Director
Jessica Fertig	Non-Executive Director

For personal use only

For personal use only

Remuneration paid and payable to key management personnel:

2026	Ashok Parekh	Andrew Pumphrey $	Jessica Fertig $	Jeffrey Williams $	Total $
Short-term benefits					
Cash salary and fees	71,429	240,000	60,000	53,571	425,000
Post-Employment Benefits					
Pension & Superannuation	8,571	28,800	-	6,429	43,800
Share based payments	-	-	-	-	-
Long-term benefits					
Annual and long service leave provided for	-	20,751	-	-	20,751
Total	**80,000**	**289,551**	**60,000**	**60,000**	**489,551**
Performance based remuneration	**0%**	**0%**	**0%**	**0%**	**0%**

2025	Ashok Parekh $	Andrew Pumphrey $	Jeffrey Williams $	Jessica Fertig $	Andrew Tudor $	Total $
Short-term benefits						
Cash salary and fees	8,127	240,000	69,717	28,065	30,000	375,909
Post-Employment Benefits						
Pension & Superannuation	905	27,700	8,025	-	-	36,630
Long-term benefits						
Annual and long service leave provided for	-	21,561	-	-	-	21,561
Total	**9,032**	**289,261**	**77,742**	**28,065**	**30,000**	**434,100**
Performance based remuneration	**0%**	**0%**	**0%**	**0%**	**0%**	**0%**

Service and employment contracts of company directors

Andrew Pumphrey entered into an Employment Agreement with OzAurum Resources Limited dated 27 November 2020 with respect to his position as Managing Director and CEO. Details of contractual arrangements with Mr Pumphrey are as follows:

Commencement Date	5 February 2021 (date of admission to the official list of ASX).
Term of engagement	No fixed term. Contract continues until terminated in accordance with the terms of the Contract.
Fixed remuneration	$240,000 per annum, plus superannuation.
Other entitlements	Annual and other statutory leave.
Termination notice	6 months by the Company, 3 months by the individual or one month if the Company is subject a takeover.
Additional provisions	Contract contains additional provisions considered standard for employment agreements of this nature.

The Company has entered into Non-Executive Director Agreements with each of Ashok Parekh, Jeffrey Williams, Jessica Fertig and formerly Andrew Tudor. The Non-Executive Director Agreements contain terms and conditions considered standard for agreements of this nature, including in relation to confidential information, intellectual property and disclosure of interests. Under their terms of engagement the Chairman is entitled to Director's Fees of $80,000 (inclusive of superannuation) per annum. Non-executive Directors are entitled to Director's Fees of $60,000 (inclusive of superannuation) per annum.

Continued appointment of all is subject to the Corporations Act, Company's Constitution and the ASX Listing Rules.

For personal use only

Compensation options granted and exercised during the year

No options were issued to Directors during the 2026 and 2025 financial years.

Options and rights holdings

Details of options and rights held directly, indirectly or beneficially by key management personnel and their related parties are as follows:

Name	Balance at 1 July 2025	Options Issued and Vested	Options Exercised or Expired	Balance at time of appointment/ (resignation)	Balance at 30 June 2026
Ashok Parekh	-	-	-	-	-
Andrew Pumphrey	4,000,000	-	(2,000,000)	-	2,000,000
Jeffrey Williams	4,000,000	-	(2,000,000)	-	2,000,000
Jessica Fertig	-	-	-	-	-
Total	**8,000,000**	**-**	**(4,000,000)**	**-**	**4,000,000**

Shareholdings

Details of equity instruments (other than options and rights) held directly, indirectly or beneficially by key management personnel and their related parties are as follows:

Name	Balance at 1 July 2025	Granted as Compensation	Bought and (sold)	Balance at time of appointment /(resignation)	Balance at 30 June 2026
Ashok Parekh	200,000	-	-	-	200,000
Andrew Pumphrey	43,324,000	-	-	-	43,324,000
Jeffrey Williams	1,187,500	-	-	-	1,187,500
Jessica Fertig	-	-	-	-	-
Total	**44,711,500**	**-**	**-**	**-**	**44,711,500**

Loans from/to key management persons

During the financial year there were no loans to or from key management persons.

Other transactions and balances

The following related party transactions were recorded during the year. These amounts have not been included in the table of remuneration included in the Remuneration Report unless otherwise stated:

	2026 $	2025 $
Payments to Ben Pumphrey, Mr Andrew Pumphrey's son, being remuneration under an employment arrangement. Mr B Pumphrey was employed by the Group as a field assistant.	672	2,885
Payment to Tau Media Pty Ltd, a business associated with Ms Jessica Fertig, in relation to consultant investor relations services provided to the Company on an arm's length basis, prior to her appointment as a Director.	-	3,000
	672	5,885

For personal use only

Liabilities at Reporting Date

Aggregate amounts of liabilities at reporting date relating to director fees are as follows:

	2026 $	2025 $
Current Liabilities		
Tau Media Pty Ltd (Jessica Fertig)	5,500	5,500
Ashok Parekh	6,667	6,667
Andrew Pumphrey	22,400	22,400
Jeffrey Williams	5,000	5,000
	39,567	39,567

Amounts are non-interest bearing and are contractually due within 60 days.

Performance income as a proportion of total income

No performance-based bonuses have been paid to key management personnel during the financial year (2025: Nil).

Voting and comments made at the Group's Annual General Meeting

The Group received 6,410,259 (18.4%) no votes against the remuneration report for the 2025 financial year. The Group did not receive any specific feedback at the AGM or throughout the year on its remuneration practices.

END OF REMUNERATION REPORT (Audited).

OPTIONS

At the date of this report there are 32,115,910 unissued ordinary shares of the Company under option.

	Exercise Price	Expiry Date	Number outstanding at 30 June 2026
Director and Staff Options	23.0c	26 Nov 2027	7,750,000
Capital Raising Options (September 2023)	11.0c	28 Nov 2026	17,990,910
Broker Options (December 2024 raising)	0.05c	20 Dec 2027	3,475,000
Broker Options (March 2025 raising)	0.09c	10 Mar 2028	3,000,000

INDEMNIFYING OFFICERS

In accordance with the constitution, except as may be prohibited by the *Corporations Act 2001* every Officer, auditor or agent of the Company shall be indemnified out of the property of the Company against any liability incurred by him in his capacity as Officer, auditor or agent of the Company or any related corporation in respect of any act or omission whatsoever and howsoever occurring or in defending any proceedings, whether civil or criminal.

INDEMNIFICATION OF AUDITORS

To the extent permitted by law, the Company has agreed to indemnify its auditors, HLB Mann Judd, as part of the terms of its audit engagement agreement against claims by third parties arising from the audit (for an unspecified amount). No payment has been made to indemnify HLB Mann Judd during or since the financial year.

PROCEEDINGS ON BEHALF OF GROUP

No person has applied for leave of Court under s.237 of the Corporations Act to bring proceedings on behalf of the Group or intervene in any proceedings to which the Group is a party for the purpose of taking responsibility on behalf of the Group for all or any part of these proceedings. The Group was not a party to any such proceedings during the year.

For personal use only

NON-AUDIT SERVICES

The Directors are satisfied that the provision of non-audit services, during the year, by the auditor or a related practice of the auditor is compatible with the general standard of independence for auditors imposed by the *Corporations Act 2001*.

Non – audit services have been provided by an overseas affiliate of the Group's auditors. Remuneration paid to the Group's auditors is set out in note 10.

The Directors are of the opinion that the services disclosed in Note 10 to the financial statements do not compromise the external auditors' independence requirements of the *Corporations Act 2001* for the following reasons

- All non-audit services have been reviewed and approved to ensure they do not impact the integrity and objectivity of the auditor; and
- None of the services undermine the general principles relating to auditor independence as set out in APES 110 Code of Ethics for Professional Accountants issued by the Accounting Professional and Ethical Standards Board, including reviewing or auditing the auditors' own work, acting in a managerial or decision making capacity for the Company, acting as an advocate for the Company or jointly sharing economic risk and rewards.

AUDITOR'S INDEPENDENCE DECLARATION

The lead auditor's independence declaration under section 307C of the *Corporations Act 2001* for the year ended 30 June 2026 is set out on page 21.

This report is signed in accordance with a resolution of the Board of Directors.

Ashok Parekh
Chairman

Dated this 21st day of September 2026

Competent Persons Statement

The information in this report that relates to exploration results is based on information compiled by Andrew Pumphrey who is a Member of the Australian Institute of Geoscientists and is a Member of the Australasian Institute of Mining and Metallurgy. Andrew Pumphrey is a full-time employee of OzAurum Resources Ltd and has sufficient experience which is relevant to the style of mineralisation and type of deposit under consideration and to the activity which he is undertaking to qualify as a Competent Person as defined in the 2012 edition of the "Australasian Code for Reporting of Exploration Results, Mineral Resources and Ore Reserves". Mr Pumphrey has given his consent to the inclusion in this report of the matters based on the information in the form and context in which it appears.

OzAurum confirms it is not aware of any new information or data that materially affects the information included in the original market announcements, and that all material assumptions and technical parameters underpinning the estimates in the relevant market announcements continue to apply and have not materially changed. The Company confirms that the form and the context in which the Competent Persons findings are presented have not been materially modified from the original announcements.

The information relating to the mineral resource is extracted from the Company's ASX announcement dated 18 July 2023 and is available to view on the Company's website. The Company confirms that it is not aware of any new information or data that materially affects the information included in the original market announcement and, in the case of estimates of Mineral Resources, that all material assumptions and technical parameters underpinning the estimates in the relevant market announcement continue to apply and have not materially changed. The Company confirms that the form and context in which the Competent Person's findings are presented have not been materially modified from the original market announcement.

HLB MANN JUDD
ADVISORY AND ACCOUNTING

AUDITOR'S INDEPENDENCE DECLARATION

As lead auditor for the audit of the consolidated financial report of OzAurum Resources Limited for the year ended 30 June 2026, I declare that to the best of my knowledge and belief, there have been no contraventions of:

a) the auditor independence requirements of the *Corporations Act 2001* in relation to the audit; and

b) any applicable code of professional conduct in relation to the audit.

Perth, Western Australia
21 September 2026

N G Neill
Partner

For personal use only

hlb.com.au

HLB Mann Judd ABN 22 193 232 714
A Western Australian Partnership
Level 4, 130 Stirling Street, Perth WA 6000 / PO Box 8124 Perth BC WA 6849
T: +61 (0)8 9227 7500 **E:** mailbox@hlbwa.com.au
Liability limited by a scheme approved under Professional Standards Legislation.

HLB Mann Judd is a member of HLB International, the global advisory and accounting network.

For personal use only

Consolidated Statement of Profit or Loss and Other Comprehensive Income

for the year ended 30 June 2026

	Note	2026 $	2025 $
Interest income	6	35,302	21,436
Gain on disposal of property, plant and equipment	6	-	1,412
Gain on settlement of liability		114,800	-
Total income		**150,102**	**22,848**
Exploration costs	7	(2,077,305)	(1,169,592)
Development costs		(221,063)	-
Project evaluation costs		-	(247,576)
Director fees		(200,000)	(144,839)
Compliance and professional fees	7	(234,187)	(143,336)
Depreciation	7	(128,685)	(142,846)
Administration expenses		(190,798)	(181,411)
Employee benefits expense		(249,506)	(235,708)
Occupancy costs	7	(11,973)	(9,789)
Share based payments	7, 20	-	(10,521)
Interest expense and finance charges	7	(13,918)	(18,923)
Foreign exchange gain/(loss)	7	(175)	2,391
(Loss) before income tax		**(3,177,508)**	**(2,279,302)**
Income tax expense	8	–	–
(Loss) after tax		**(3,177,508)**	**(2,279,302)**
Other comprehensive income		–	–
Total comprehensive loss attributable to the members of OzAurum Resources Limited		**(3,177,508)**	**(2,279,302)**
(Loss) per share for the year attributable to members of OzAurum Resources Limited			
Basic and diluted loss per share (cents)	9	(1.26) cents	(1.22) cents

The above consolidated statement of profit or loss and other comprehensive income should be read in conjunction with the accompanying notes.

Consolidated Statement of Financial Position

as at 30 June 2026

	Note	2026 $	2025 $
ASSETS			
Current Assets			
Cash and cash equivalents	11	2,033,670	1,903,317
Other receivables	12	212,265	41,640
Other current assets		80,928	85,375
Total Current Assets		**2,326,863**	**2,030,332**
Non-Current Assets			
Property, plant and equipment	14	2,234,923	414,380
Right of use asset	15	85,932	128,898
Exploration assets	16	1,146,383	1,146,383
Total Non-Current Assets		**3,467,238**	**1,689,661**
TOTAL ASSETS		**5,794,101**	**3,719,993**
LIABILITIES			
Current Liabilities			
Trade and other payables	17	1,033,618	189,627
Lease liability	18	45,563	39,711
Provisions		124,284	99,717
Total Current Liabilities		**1,203,465**	**329,055**
Non-Current Liabilities			
Lease liability	18	52,109	97,672
Provisions		22,060	16,434
Total Non-Current Liabilities		**74,169**	**114,106**
TOTAL LIABILITIES		**1,277,634**	**443,161**
NET ASSETS		**4,516,467**	**3,276,832**
EQUITY			
Contributed equity	19	23,298,079	18,878,701
Reserves	21	1,110,286	1,395,525
Accumulated losses		(19,891,898)	(16,997,394)
TOTAL EQUITY		**4,516,467**	**3,276,832**

The above consolidated statement of financial position should be read in conjunction with the accompanying notes.

For personal use only

Consolidated Statement of Cash Flows

for the year ended 30 June 2026

	Note	2026 $	2025 $
Cash flows from operating activities			
Payments to suppliers and employees		(994,926)	(676,127)
Payments for exploration expenditure		(1,524,914)	(1,144,263)
Payments for development expenditure		(168,741)	-
Interest received		35,302	21,436
Interest paid		(13,918)	(18,923)
Net cash flows (used in) operating activities	23	**(2,667,197)**	**(1,817,877)**
Cash flows from investing activities			
Acquisition of tenements		-	(31,239)
Proceeds from disposal of property, plant and equipment		-	1,806
Payments for property, plant and equipment		(1,243,682)	(10,045)
Net cash flows (used in) investing activities		**(1,243,682)**	**(39,478)**
Cash flows from financing activities			
Proceeds from issue of ordinary shares		4,101,800	2,901,437
Share issue costs		(20,857)	(193,797)
Payment of lease liability		(39,711)	(34,481)
Net cash flows provided by financing activities		**4,041,232**	**2,673,159**
Net increase/(decrease) in cash held		**130,353**	**815,804**
Cash and cash equivalents at the beginning of the year		1,903,317	1,087,513
Cash and cash equivalents at the end of the year	11	**2,033,670**	**1,903,317**

The above consolidated statement of cash flows should be read in conjunction with the accompanying notes.

For personal use only

Consolidated Statement of Changes in Equity

for the year ended 30 June 2026

	Note	Contributed Equity $	Reserves $	Accumulated Losses $	Total Equity $
Balance at 1 July 2024		**16,415,238**	**1,140,827**	**(14,718,092)**	**2,837,973**
Total comprehensive loss for the year		-	-	(2,279,302)	(2,279,302)
Shares issued – Placement	19	2,746,000	-	-	2,746,000
Issue of options	20, 21	-	311,134	-	311,134
Options exercised	19	211,873	(56,436)	-	155,437
Share issue costs		(494,410)	-	-	(494,410)
Balance at 30 June 2025		**18,878,701**	**1,395,525**	**(16,997,394)**	**3,276,832**
Balance at 1 July 2025		**18,878,701**	**1,395,525**	**(16,997,394)**	**3,276,832**
Total comprehensive loss for the year		-	-	(3,177,508)	(3,177,508)
Shares issued – Placement	19	4,096,800	-	-	4,096,800
Shares issued – Extinguishment of financial liability		336,200	-	-	336,200
Options exercised	19, 21	7,235	(2,235)	-	5,000
Expiry of options	19, 21	-	(283,004)	283,004	-
Share issue costs		(20,857)	-	-	(20,857)
Balance at 30 June 2026		**23,298,079**	**1,110,286**	**(19,891,898)**	**4,516,467**

The above consolidated statement of changes in equity should be read in conjunction with the accompanying notes.

For personal use only

Notes to the Consolidated Financial Statements

for the year ended 30 June 2026

For personal use only

1. CORPORATE INFORMATION

The consolidated financial report of OzAurum Resources Limited ("OzAurum") for the year ended 30 June 2026 was authorised for issue in accordance with a resolution of the directors on 21 September 2026 and covers OzAurum Resources Limited as an individual entity as well as the Consolidated Entity consisting of OzAurum Resources Limited and its subsidiaries as required by the Corporations Act 2001.

The consolidated financial report is presented in the Australian currency.

OzAurum Resources Limited is a company limited by shares incorporated in Australia whose shares are publicly traded on the Australian Stock Exchange.

2. SUMMARY OF MATERIAL ACCOUNT POLICIES

The material accounting policies adopted in the preparation of the financial report are set out below. These policies have been consistently applied to all periods presented unless otherwise stated. The financial report includes financial statements of the consolidated entity consisting of OzAurum Resources Limited and its subsidiary (referred to as "the Group").

(a) Basis of Preparation

The financial report is a general purpose financial report which has been prepared in accordance with Australian Accounting Standards, other authoritative pronouncements of the Australian Accounting Standards Board and Interpretations and the *Corporations Act 2001.* OzAurum Resources Limited is a for-profit entity for the purpose of preparing the financial statements.

Compliance with IFRS

Australian Accounting Standards include Australian Equivalents to International Financial Reporting Standards (AIFRS). Compliance with AIFRS ensures that the financial report complies with International Financial Reporting Standards (IFRS).

Historical cost convention

These financial statements have been prepared under the historical cost convention.

Critical accounting estimates

The preparation of financial statements in conformity with AIFRS requires the use of certain critical accounting estimates. It also requires management to exercise its judgment in the process of applying the Group's accounting policies. The areas involving a higher degree of judgment or complexity, or areas where assumptions and estimates are significant to the financial statements, are disclosed in Note 3.

(b) Going Concern

The Group has incurred a net loss after tax for the year ended 30 June 2026 of $3,177,508 (2025: $2,279,302) and incurred net cash outflows from operating activities of $2,667,197 (2025: $1,817,877). At 30 June 2026, the Group had current assets of $2,326,863 (2025: $2,030,332).

The ability of the Group to continue as a going concern is dependent on securing additional funding through debt or equity issues or partial sale of its mineral properties as and when the need to raise working capital arises, to continue to fund its operational activities.

For personal use only

These conditions indicate a material uncertainty that may cast a significant doubt about the Group's ability to continue as a going concern and, therefore, that it may be unable to realise its assets and discharge its liabilities in the normal course of business.

Management believe there are sufficient funds to meet the Group's working capital requirements as at the date of this report. Subsequent to period end the Group expects to receive additional funds through debt or equity issues.

The financial statements have been prepared on the basis that the Group is a going concern, which contemplates the continuity of normal business activity, realisation of assets and settlement of liabilities in the normal course of business for the following reasons:

- The Group has a proven history of successfully raising capital.
- The Directors believe that there is sufficient cash available for the Group to continue operating until it can raise sufficient further capital to fund its ongoing activities.
- The fact that future exploration and evaluation expenditures are generally discretionary in nature and may be slowed or suspended as part of the management of the Group's working capital and other forecast commitments.

Should the Group not be able to continue as a going concern, it may be required to realise its assets and discharge its liabilities other than in the ordinary course of business, and at amounts that differ from those stated in the financial statements and that the financial report does not include any adjustments relating to the recoverability and classification of recorded asset amounts or liabilities that might be necessary should the Group not continue as a going concern.

(c) Basis of Consolidation

Subsidiaries

The consolidated financial statements comprise the financial statements of OzAurum Resources Limited and its subsidiaries at 30 June each year ("the Group"). Subsidiaries are all entities (including structured entities) over which the group has control. The group controls an entity when the group is exposed to, or has rights to, variable returns from its involvement with the entity and has the ability to affect those returns through its power to direct the activities of the entity. Subsidiaries are fully consolidated from the date on which control is transferred to the group. They are deconsolidated from the date that control ceases. The financial statements of subsidiaries are prepared for the same reporting period as the parent, using consistent accounting policies.

All intercompany balances and transactions, including unrealised profits arising from intragroup transactions have been eliminated. Unrealised losses are also eliminated unless costs cannot be recovered.

Non-controlling interests in the results and equity of subsidiaries are shown separately in the statement of profit or loss and other comprehensive income, statement of changes in equity and statement of financial position respectively.

Subsidiaries are accounted for in the parent entity's financial statements at cost.

(d) Income Tax

The income tax expense for the year is the tax payable on the current period's taxable income based on the national income tax rate for each jurisdiction adjusted by changes in deferred tax assets and liabilities attributable to temporary differences between the tax base of assets and liabilities and their carrying amounts in the financial statements, and to unused tax losses.

(e) Impairment of Non-Financial Assets

At each reporting date the Group assesses whether there is any indication that individual assets are impaired. Where impairment indicators exist, recoverable amount is determined and impairment losses are recognised in the statement of profit or loss and other comprehensive income where the asset's carrying value exceeds its recoverable amount. Recoverable amount is the higher of an asset's fair value less costs to sell and value in use.

For personal use only

For the purpose of assessing value in use, the estimated future cash flows are discounted to their present value using a pre-tax discount rate that reflects current market assessments of the time value of money and the risks specific to the asset.

Where it is not possible to estimate recoverable amount for an individual asset, recoverable amount is determined for the cash-generating unit to which the asset belongs.

(f) Exploration, Evaluation and Development Expenditure

Exploration and evaluation costs including costs of studies, exploratory drilling, trenching and sampling and associated activities and an allocation of depreciation and amortisation of assets used in exploration and evaluation activities along with those for general and administrative costs are expensed in the period they are incurred. Acquisition costs of acquiring the tenements are capitalised until the viability of the area of interest is determined. Those acquisition costs are carried forward when the following conditions are satisfied:

(i) the rights to tenure of the area of interest are current; and

(ii) at least one of the following conditions is also met:

a) the exploration and evaluation expenditures are expected to be recouped through successful development and exploration of the area of interest, or alternatively, by its sale; or

b) exploration and evaluation activities in the area of interest have not at the reporting date reached a stage which permits a reasonable assessment of the existence or otherwise of economically recoverable reserves, and active and significant operations in, or in relation to, the area of interest are continuing.

Exploration and evaluation assets are assessed for impairment when facts and circumstances suggest that the carrying amount of an exploration and evaluation asset may exceed its recoverable amount. The recoverable amount of the exploration and evaluation asset (for the cash generating unit(s) to which it has been allocated being no larger than the relevant area of interest) is estimated to determine the extent of the impairment loss (if any). Where an impairment loss subsequently reverses, the carrying amount of the asset is increased to the revised estimate of its recoverable amount, but only to the extent that the increased carrying amount does not exceed the carrying amount that would have been determined had no impairment loss been recognised for the asset in previous years.

Where a decision has been made to proceed with development in respect of a particular area of interest, the relevant exploration and evaluation asset is tested for impairment and the balance is then reclassified to development.

(g) Property, Plant and Equipment

All property, plant and equipment is stated at historical cost less depreciation. Historical cost includes expenditure that is directly attributable to the acquisition of the items.

Depreciation on other assets is calculated on a straight-line basis over the estimated useful life of the asset as follows:

- Vehicles	3 – 5 years
- Furniture, fittings and equipment	3 – 8 years
- Software	1 – 4 years
- Plant and equipment	10 – 15 years

The assets' residual values and useful lives are reviewed and adjusted, if appropriate, at each reporting date.

An asset's carrying amount is written down immediately to its recoverable amount if the asset's carrying amount is greater than its estimated recoverable amount (Note 2(e)).

Gains and losses on disposals are calculated as the difference between the net disposal proceeds and the asset's carrying amount and are included in the statement of profit or loss and other comprehensive income in the year that the item is derecognised.

For personal use only

(h) Right-of-Use Asset and Lease Liability

Measurement and recognition of leases as a lessee
At lease commencement date, the Group recognises a right-of-use asset and a lease liability on the statement of financial position. The right-of-use asset is measured at cost, which is made up of the initial measurement of the lease liability, any initial direct costs incurred by the Group, an estimate of any costs to dismantle and remove the asset at the end of the lease, and any lease payments made in advance of the lease commencement date (net of any incentives received).

The Group depreciates the right-of-use asset on a straight-line basis from the lease commencement date to the earlier of the end of the useful life of the right-of-use asset or the end of the lease term. The Group also assesses the right-of-use asset for impairment when such indicators exist.

At the commencement date, the Group measures the lease liability at the present value of the lease payments unpaid at that date, discounted using the interest rate implicit in the lease if that rate is readily available or the Group's incremental borrowing rate.

Lease payments included in the measurement of the lease liability are made up of fixed payments (including in substance fixed), variable payments based on an index or rate, amounts expected to be payable under a residual value guarantee and payments arising from options reasonably certain to be exercised.

Subsequent to initial measurement, the liability will be reduced for payments made and increased for interest. It is remeasured to reflect any reassessment or modification, or if there are changes in in-substance fixed payments. When the lease liability is remeasured, the corresponding adjustment is reflected in the right-of-use asset, or profit and loss if the right-of-use asset is already reduced to zero.

(i) Earnings Per Share

Basic earnings per share
Basic earnings per share is calculated by dividing the net loss attributable to equity holders of the Group, excluding any costs of servicing equity other than ordinary shares, by the weighted average number of ordinary shares outstanding during the financial year, adjusted for bonus elements in ordinary shares issued during the year.

Diluted earnings per share
Earnings used to calculate diluted earnings per share are calculated by adjusting the basic earnings by the after-tax effect of dividends and interest associated with dilutive potential ordinary shares. The weighted average number of shares used is adjusted for the weighted average number of shares assumed to have been issued for no consideration in relation to dilutive potential ordinary shares.

(j) New and Amended Accounting Standards and Interpretations

The Group applied relevant new standards and amendments, which are effective for annual years beginning on or after 1 July 2025. The Group has not early adopted any other standard, interpretation or amendment that has been issued but is not yet effective.

(k) Standards Issued but not yet Effective

The Australian Accounting Standards and Interpretations that are issued or amended, but not yet effective, up to the date of issuance of the Group's financial statements have not been early adopted by the Group for the annual reporting period ended 30 June 2026. The Group has not yet fully assessed the impact of these new or amended Accounting Standards and Interpretations.

AASB 18 Presentation and Disclosure of Financial Statements is not yet effective but may have a material impact on the financial statements of the Group in the future. This standard will replace AASB 101 Presentation of Financial Statements. Whilst many of the requirements will remain consistent, the new standard will have impacts on the presentation of the Statement of Profit and Loss and consequential impacts on the Statement of Cash Flows. It will also require the disclosure of non-AASB management performance measures and may impact the

level of aggregation and disaggregation throughout the primary financial statements and the notes.

AASB 18 applies for periods beginning on or after 1 January 2027 and will be applied retrospectively. The Group is still currently assessing the impact that AASB 18 will have on the Group.

There are no other new standards or amendments that are expected to have a material impact on the Group.

3. ACCOUNTING ESTIMATES AND JUDGMENTS

Estimates and judgments are continually evaluated and are based on historical experience and other factors, including expectations of future events that may have a financial impact on the entity and that are believed to be reasonable under the circumstances. There are no estimates, assumptions or judgments that are expected to have a significant risk of causing a material adjustment to the carrying amounts of assets and liabilities within the next financial year, except for the following:

Exploration and Evaluation Assets
Acquisition costs in respect of each identifiable area of interest. These costs are carried forward in respect of an area that has not, at reporting date, reached a stage which permits a reasonable assessment of the existence or otherwise of economically recoverable reserves. The future recoverability of exploration and evaluation expenditure is dependent on a number of factors, including whether the Group decides to exploit the related tenement itself, or if not, whether it successfully recovers the related exploration and evaluation assets through sale. Factors that could impact the future recoverability include the level of reserves and resources, future technological changes, which could impact the cost of mining and changes to commodity prices.

Share Based Payments
The Group measures the cost of equity-settled transactions with other parties by reference to the fair value of the goods or services received. Where the fair value of the goods or services cannot be reliably determined, or where the goods or services cannot be identified, the Group measures the cost of the transaction by reference to the fair value of the equity instruments granted. The fair value is determined by using either the quoted market price (if available) or the Black-Scholes model taking into account the terms and conditions upon which the instruments were granted. The accounting estimates and assumptions relating to equity-settled share-based payments would have no impact on the carrying amounts of assets and liabilities within the next annual reporting period but may impact profit or loss and equity.

4. SEGMENT REPORTING

Operating segments are reported in a manner consistent with the internal reporting provided to the chief operating decision maker. The chief operating decision maker, who is responsible for allocating resources and assessing performance of the operating segments, has been identified as the Board of Directors.

OzAurum Resources Limited operates in the mineral exploration industry in Australia and Brazil.

Given the nature of the Group, its size and current operations, management does not treat any part of the Group as a separate operating segment. The Group's management operate the business as a whole without any special responsibilities for any separately identifiable segments of the business.

For personal use only

Geographic Information

The Groups revenues and expenditure reported in the financial statements derive from the Groups country of domicile (Australia) and Brazil based on the location of the Group's exploration projects.

2026	Brazil	Australia	Intersegment Eliminations	Total
Revenue				
Interest income	44	35,258	-	35,302
Gain on settlement of liability	-	114,800	-	114,800
Exploration costs	(47,977)	(2,029,328)	-	(2,077,305)
Development Costs	-	(221,063)	-	(221,063)
Director fees	-	(200,000)	-	(200,000)
Compliance and professional fees	(255)	(233,932)	-	(234,187)
Depreciation	(12,520)	(116,165)	-	(128,685)
Administration expenses	(35,035)	(155,763)	-	(190,798)
Employee benefits expense	-	(249,506)	-	(249,506)
Occupancy costs	-	(11,973)	-	(11,973)
Interest expense and finance charges	-	(13,918)	-	(13,918)
Foreign exchange (loss)/gain	(225)	50	-	(175)
(Loss) before income tax	(95,968)	(3,081,540)	-	(3,177,508)
Assets				
Current Assets	4,555	2,322,308	-	2,326,863
Non-current Assets	215,175	3,753,429	(501,366)	3,467,238
Total Assets	219,730	6,075,737	(501,366)	5,794,101
Liabilities				
Current Liabilities	501,366	1,203,466	(501,366)	1,203,466
Non-current Liabilities	-	74,169	-	74,169
Total Liabilities	501,366	1,277,635	(501,366)	1,277,635

For personal use only

For personal use only

2025	Brazil	Australia	Intersegment Eliminations	Total
Revenue				
Interest income	219	21,217	-	21,436
Gain on sale of property, plant and equipment	-	1,412	-	1,412
Exploration costs	(122,239)	(1,047,353)	-	(1,169,592)
Project Evaluation	(247,576)	-		(247,576)
Director fees	-	(144,839)	-	(144,839)
Compliance and professional fees	(656)	(142,680)	-	(143,336)
Depreciation	(12,520)	(130,326)	-	(142,846)
Administration expenses	(35,097)	(146,314)	-	(181,411)
Employee benefits expense	-	(235,708)	-	(235,708)
Occupancy costs	-	(9,789)	-	(9,789)
Share based payments	-	(10,521)	-	(10,521)
Interest expense and finance charges	-	(18,923)	-	(18,923)
Foreign exchange gain/(loss)	2,415	(24)	-	2,391
(Loss) before income tax	(415,454)	(1,863,848)	-	(2,279,302)
Assets				
Current Assets	11,518	2,018,814	-	2,030,332
Non-current Assets	227,695	1,943,332	(481,366)	1,689,661
Total Assets	239,213	3,962,146	(481,366)	3,719,993
			-	
Liabilities			-	
Current Liabilities	481,366	329,055	(481,366)	329,055
Non-current Liabilities	-	114,106	-	114,106
Total Liabilities	481,366	443,161	(481,366)	443,161

For personal use only

5. PARENT INFORMATION

Statement of Financial Position	2026 $	2025 $
Assets		
Current assets	2,319,814	2,015,992
Non-current assets	3,474,287	1,704,001
Total assets	5,794,101	3,719,993
Liabilities		
Current liabilities	1,203,465	329,055
Non-current liabilities	74,169	114,106
Total liabilities	1,277,634	443,161
Equity		
Contributed Equity	23,298,079	18,878,701
Reserves	1,110,286	1,395,525
Accumulated losses	(19,891,898)	(16,997,394)
Total equity	4,516,467	3,276,832
Total loss for the year	(2,894,504)	(2,279,302)
Total comprehensive loss	(2,894,504)	(2,279,302)

Guarantees

OzAurum Resources Limited has not entered into any guarantees, in the current or previous financial periods, in relation to the debt of its subsidiaries.

Contractual Commitments

At 30 June 2026, OzAurum Resources Limited has not entered into any contractual commitments for the acquisition of property, plant and equipment (2025: Nil).

6. OTHER INCOME

	2026 $	2025 $
Interest income	35,302	21,436
Gain on sale of property, plant and equipment	-	1,412
Gain on settlement of financial liability (note 20)	114,800	-

7. EXPENSES

	2026 $	2025 $
Loss before income tax includes the following specific expenses		
Depreciation expense	128,685	142,846
Compliance and professional fees	234,187	143,336
Occupancy expenses	11,973	9,789
Interest expense	13,918	18,923
Share based payments	-	10,521
Foreign exchange loss/(gain)	(175)	(2,391)
Other		
Exploration costs	2,077,305	1,169,592

8. INCOME TAX EXPENSE

a) Income tax expense	2026 $	2025 $
Current tax expense	-	-
Deferred tax expense	-	-
Total income tax expense per income statement	-	-
b) Numerical reconciliation between tax expense and pre-tax net profit or (loss)		
Net profit/(loss) before tax	(3,177,508)	(2,279,302)
Corporate tax rate applicable	30%	30%
Income tax expense/(benefit) on above at applicable corporate rate	(953,252)	(683,791)
Increase/(decrease) in income tax due to tax effect of:		
Share based payments expense	-	3,156
Other non-deductible expenses	30,868	129,622
Current year tax losses not recognized	984,613	621,783
Derecognition of previously recognised tax losses	-	13,919
Non-assessable income	(34,440)	-
Deductible equity raising costs	(27,789)	(84,689)
	-	-

For personal use only

For personal use only

DEFERRED TAX ASSETS AND LIABILITIES

	2026 $	2025 $
c) Recognised deferred tax assets and liabilities	30%	30%
Deferred tax assets		
Employee provisions	43,903	34,845
Other provisions and accruals	16,344	22,980
Right of use asset	29,302	41,215
Blackhole – previously expensed	1,608	701
Tax losses (to the extent of deferred tax liabilities)	130,056	119,698
	221,213	219,439
Set off of deferred tax liabilities	(221,213)	(219,439)
Net deferred tax assets	-	-
Deferred tax liabilities		
Prepayments	(112)	(146)
Exploration and mine properties	(193,449)	(172,072)
Plant & equipment	(1,241)	(8,552)
Right of use assets	(25,779)	(38,669)
Unearned income	(632)	(38,669)
	(221,213)	(219,439)
Set off of deferred tax liabilities	221,213	219,439
Net deferred tax liabilities	-	-
d) Unused tax losses and temporary differences for which no deferred tax asset has been recognised		
Deferred tax assets have not been recognised in respect of the following using the corporate tax rate of:	30%	30%
Deductible temporary differences	48,590	70,460
Tax revenue losses	5,733,126	4,782,972
	5,781,716	4,853,432

The corporate tax rates on both recognised and unrecognised deferred tax assets and deferred tax liabilities have been calculated with respect to the tax rate that is expected to apply in the year the deferred tax asset is realised or the liability is settled.

The tax benefits of the above deferred tax assets will only be obtained if:

- the Group derives future assessable income of a nature and of an amount sufficient to enable the benefits to be utilised;
- the Group continues to comply with the conditions for deductibility imposed by law; and
- no changes in income tax legislation adversely affect the Group in utilising the benefits.

9. LOSS PER SHARE

Reconciliation of earnings used in calculating loss per share

	2026 $	2025 $
Basic and diluted loss per share	(1.26) Cents	(1.22) cents
Loss from operations attributable to ordinary equity holders of OzAurum Resources Limited used to calculate basic loss per share	3,177,508	2,279,302

	2026 Number	2025 Number
Weighted average number of ordinary shares used as the denominator in calculating basic loss per share	252,436,667	187,182,874

The Company's potential ordinary shares, being options granted, are not considered dilutive as conversion of these shares would result in a decrease in the net loss per share.

10. AUDITOR'S REMUNERATION

	2026 $	2025 $
Fees to HLB Mann Judd (WA Partnership) Fees for auditing the statutory financial report of the parent covering the group and auditing the statutory financial reports of any controlled entity	50,972	52,138
Total fees to HLB Mann Judd (WA Partnership)	50,972	52,138
Fees to HLB Brasil (and associated entities)		
Fees for company administration services	39,614	39,091
Total fees to HLB Brasil (and associated entities)	39,614	39,091
	90,586	91,229

For personal use only

For personal use only

11. CASH AND CASH EQUIVALENTS

	2026 $	2025 $
Cash at bank and in hand	25,173	25,879
At call deposits	2,008,497	1,877,438
	2,033,670	1,903,317

Cash at bank and in hand, are not interest bearing, cash held in at call deposits does earn interest.

The Groups exposure to interest rate risk is discussed in Note22. The maximum exposure to credit risk at the end of the reporting period is the carrying amount of each class of cash and cash equivalents mentioned above.

12. OTHER RECEIVABLES

	2026 $	2025 $
GST receivable	208,627	34,035
Withholding tax receivable	1,530	1,530
Other	2,108	6,075
	212,265	41,640

As of 30 June 2026 and 2025, there were no other receivables which were impaired, or which were past due but not impaired. Please refer to Note 22 for assessment of Financial Risk Management.

13. SUBSIDIARIES

The consolidated financial statements incorporate the assets, liabilities and results of the following subsidiaries in accordance with the accounting policy described in Note 2(c).

	Country of incorporation	Class of shares	Equity holding	
			2026	2025
OzAurum Mines Pty Ltd	Australia	Ordinary	100%	100%
OzAurum Brazil Pty Ltd	Australia	Ordinary	100%	100%
OzAurum Brasil Ltda	Brazil	Ordinary	100%	100%

The proportion of ownership interest is equal to the proportion of voting power held.

14. PROPERTY, PLANT AND EQUIPMENT

	2026 $	2025 $
Motor vehicles		
At cost	249,265	181,222
Accumulated depreciation	(144,486)	(112,364)
	104,779	68,858
Property improvements		
At cost	180,929	171,772
Accumulated depreciation	(166,425)	(147,650)
	14,504	24,122
Plant and equipment		
At cost	2,212,290	393,486
Accumulated depreciation	(109,667)	(80,885)
	2,102,623	312,601
Office furniture and equipment		
At cost	85,566	78,960
Accumulated depreciation	(72,549)	(70,161)
	13,017	8,799

Reconciliation

Motor vehicles		
Opening balance	68,858	99,103
Additions	68,043	-
Depreciation charged for the year	(32,122)	(30,245)
Closing balance, net of accumulated depreciation and impairment	104,779	68,858
Property improvements		
Opening balance	24,122	52,915
Additions	9,157	3,894
Depreciation charged for the year	(18,775)	(32,687)
Closing balance, net of accumulated depreciation and impairment	14,504	24,122
Plant and equipment		
Opening balance	312,601	335,980
Additions	1,818,805	4,324
Depreciation charged for the year	(28,783)	(27,703)
Closing balance, net of accumulated depreciation and impairment	2,102,623	312,601
Office furniture and equipment		
Opening balance	8,799	16,611
Additions	10,258	1,828
Disposals	-	(395)
Depreciation charged for the year	(6,040)	(9,245)
Closing balance, net of accumulated depreciation and impairment	13,017	8,799
	2,234,923	414,380

For personal use only

15. RIGHT OF USE ASSET

Right of use asset: Office	2026 $	2025 $
Gross carrying value		
Opening balance	171,864	171,864
Closing balance	171,864	171,864
Less accumulated depreciation		
Opening balance	(42,966)	-
Additions	(42,966)	(42,966)
Closing balance	(85,932)	(42,966)
Net book value at end of year	85,932	128,898

Refer to Note 18 for further details.

16. EXPLORATION ASSETS

	2026 $	2025 $
Exploration and evaluation phases		
At cost	1,146,383	1,146,383

A reconciliation of the movements in the capitalised exploration assets is detailed below:

	2026 $	2025 $
Opening balance	1,146,383	1,332,428
Brazil acquisitions terminated	-	(186,045)
Closing Balance	1,146,383	1,146,383

Exploration costs are only carried forward to the extent that they are expected to be recouped through the successful development or sale of the area or where activities in the area have not yet reached a stage that permits reasonable assessment of the existence of economically recoverable reserves.

For personal use only

For personal use only

17. TRADE AND OTHER PAYABLES

	2026 $	2025 $
Trade payables[1]	912,659	84,150
Accruals	60,066	60,567
Other creditors	60,893	44,910
	1,033,618	189,627

Note 1: Trade payables are non-interest bearing and are normally settled within 30-day terms.

18. LEASES

During the 2024 financial year the Company signed a new four year lease agreement for its existing office premises in Kalgoorlie, Western Australia with a commencement date of 1 July 2024. The lease agreement was accounted for under AASB 16 which resulted in the recognition of 'right of use asset' and 'lease liability' on the statement of financial position. Refer to Note 15 for the net book value of the 'right of use asset'.

The lease imposes a restriction that, the right-of-use asset can only be used by the Company. The Company can sublet the asset to another party, only if prior consent is obtained from the landlord. The Company is prohibited from selling or pledging the underlying leased asset as security. The Company must keep the property in a good state of repair and return the property in their original condition at the end of the lease. Further, the Company must insure items of fixed assets and incur maintenance fees on such items in accordance with the lease agreement.

Lease liability is presented in the statement of financial position as follows:

	2026 $	2025 $
Lease liability – Current	45,563	39,711
Lease liability – Non-current	52,109	97,672
	97,672	137,383

Set out below are the carrying amounts of lease liability and the movements during the year:

	2026 $	2025 $
Opening balance	137,383	171,864
Interest	12,349	16,309
Repayments made	(52,060)	(50,790)
Closing Balance	97,672	137,383

For personal use only

19. CONTRIBUTED EQUITY

Shares	2026 $	2025 $
Ordinary shares	23,298,079	18,878,701

	30 June 2026		30 June 2025	
	Number	$	Number	$
Movements in ordinary shares on issue				
Shares on issue at beginning of period	229,101,873	18,878,701	158,750,000	16,415,238
- Shares issued – Dec 2024 Placement	-	-	38,461,539	1,000,000
- Shares Issued – Mar 2025 Placement	-	-	29,100,000	1,746,000
- Shares Issued – Jan 2026 Placement	56,900,000	4,096,800		
- Shares issued on exercise of options	100,000	7,235	2,790,334	211,873
- Share based payment	4,100,000	336,200		
- Issue costs	-	(20,857)	-	(494,410)
Closing balance	290,201,873	23,298,079	229,101,873	18,878,701

Ordinary shares

Ordinary shareholders are entitled to participate in dividends and the proceeds on winding up of the company in proportion to the number of and amounts paid on the shares held. Every ordinary shareholder present at a meeting in person or by proxy is entitled to one vote on a show of hands or by poll.

Options

	2026 Number	2026 Weighted average exercise price $	2025 Number	2025 Weighted average exercise price $
Outstanding at beginning of period	40,215,910	0.179	33,506,244	0.199
Director and staff options issued	-	-	500,000	0.23
Broker Options – 2023 placement	-	-	-	-
Options exercised	-	0.11	(265,334)	0.11
Broker Options – Dec 2024 placement	-	0.05	6,000,000	0.05
Options exercised	(100,000)	0.05	(2,525,000)	0.05
Broker Options – Mar 2025 placement		0.09	3,000,000	0.09
Expiry of IPO Director options	(8,000,000)	0.375	-	-
Outstanding at the end of the period	32,115,910	0.131	40,215,910	0.179
Exercisable at the end of the period	32,115,910	0.131	40,215,910	0.179

The weighted average remaining life of options on issue at balance date is 0.88 years (2025: 1.63 years)

Capital risk management

The Group's and the parent entity's objectives when managing capital are to safeguard their ability to continue as a going concern, so that they can continue to provide returns for shareholders and benefits for other stakeholders and to maintain an optimal capital structure to reduce the cost of capital.

In order to maintain or adjust the capital structure, the Group may adjust the amount of dividends paid to shareholders, return capital to shareholders, issue new shares or sell assets to reduce debt.

For personal use only

20. SHARE BASED PAYMENTS

Ordinary Shares

During the year the Company issued 4,100,000 fully paid ordinary shares to VM Drilling (WA) Pty Ltd in payment for drilling services provided. The shares were issued on 25 June 2026 at a nominal share price of $0.11 per share, being $451,000. In accordance with AASB 9, the value of the shares on the date of issue, at the closing price of $0.082 per share, was $336,200. Accordingly a gain on settlement of liability of $114,800 was recognised in the Consolidated Statement of Profit or Loss and Other Comprehensive Income.

Options

The Company issued the following options as share based payments during the prior financial year;

- 500,000 options issued to a contractor;
- 6,000,000 Broker Options issued under the terms of the appointment of CPS Securities as Lead Manager of the Company's placement undertaken in December 2024 (taken to share issue costs); and
- 3,000,000 Broker Options issued under the terms of the appointment of CPS Securities as Lead Manager of the Company's placement undertaken in March 2025 (taken to share issue costs).

As the fair value of the goods or services was not able to be reliably determined, the fair value of the options was determined using the Black-Scholes option valuation methodology and applying the following inputs:

	Contractor Options	Broker Options (Dec 2024)	Broker Options (Mar 2025)
Exercise Price	$0.23	$0.05	$0.09
Expiry Date	26 Nov 2027	20 Dec 2027	10 Mar 2028
Risk Free Rate	3.80%	3.97%	3.97%
Volatility	142%	145%	154%
Value per Option	$0.021	$0.022	$0.055
Total Value of Options	$10,521	$134,046	$166,567
Amount Expensed in Current Period	$10,521	$134,046	$166,567
Amount to be Expensed in Future Years	$-	$-	$-

21. RESERVES

	2026 $	2025 $
Director Options 2020	-	283,004
Director and Staff Options 2023	653,010	653,010
Broker Options – 2023 placement	215,334	215,334
Broker Options – Dec 2024 placement	134,046	134,046
Broker Options – Mar 2025 placement	166,567	166,567
Options exercised	(58,671)	(56,436)
	1,110,286	1,395,525

For personal use only

22. FINANCIAL RISK MANAGEMENT

(a) General objectives, policies and processes

In common with all other businesses, the Group is exposed to risks that arise from its use of financial instruments. This note describes the Group's objectives, policies and processes for managing those risks and the methods used to measure them. Further quantitative information in respect of these risks is presented throughout these financial statements.

The Group's principal financial instruments comprise cash and short term deposits. The main purpose of the financial instruments is to earn the maximum amount of interest at a low risk to the Group. The Group also has other financial instruments such as other debtors and creditors which arise directly from its operations. For the current financial year, it has been the Group's policy not to trade in financial instruments

The main risks arising from the Group's financial instruments are interest rate risk, liquidity risk and credit risk. There have been no substantive changes in the Group's exposure to financial instrument risks, its objectives, policies and processes for managing those risks or the methods used to measure them during the period unless otherwise stated in this note.

All loans to subsidiary companies are eliminated on consolidation and therefore do not expose the group to credit risk.

The Board has overall responsibility for the determination of the Group's risk management objectives and policies. The Groups' risk management policies and objectives are designed to minimise the potential impacts of these risks on the results of the Group where such impacts may be material.

The overall objective of the Board is to set polices that seek to reduce risk as far as possible without unduly affecting the Group's competitiveness and flexibility. Further details regarding these policies are set out below:

(b) Market Risk

Market risk arises from the use of interest bearing financial instruments. It is the risk that the fair value or future cash flows of a financial instrument will fluctuate because of changes in interest rates (interest rate risk).

Interest rate risk

The Group is exposed to movements in market interest rates on short term deposits. The Directors monitor the Group's cash position relative to the expected cash requirements. Where appropriate, surplus funds are placed on deposit earning higher interest. The Group does not have short or long term debt, and therefore this risk is minimal. The Group's exposure to interest rate risk and the effective weighted average interest rate for each class of financial assets and financial liabilities is set out in the following table:

		Fixed interest maturing in				
2026	**Floating Rates $**	**<1 year $**	**1-5 years $**	**>5 years $**	**Non-interest bearing**	**Total $**
Financial Assets						
Cash and cash equivalents	2,008,497	-	-	-	25,173	2,033,670
Other receivables	-	-	-	-	293,193	293,193
Total	**2,008,497**	**-**	**-**	**-**	**318,366**	**2,326,863**
Weighted average interest rate	2.30%	0.00%	0.00%	0.00%	0.00%	1.99%
Financial liabilities						
Trade payables	-	-	-	-	912,659	912,659
Lease liability	-	45,563	52,109	-	-	97,672
Total	**-**	**45,563**	**52,109**	**-**	**912,659**	**1,010,331**
Weighted average interest rate	0.00%	10.72%	10.72%	0.00%	0.00%	1.04%

2025	Floating Rates $	Fixed interest maturing in <1 year $	1-5 years $	>5 years $	Non-interest bearing	Total $
Financial Assets						
Cash and cash equivalents	1,877,438	-	-	-	25,879	1,903,317
Other receivables	-	-	-	-	127,015	127,015
Total	**1,877,438**	**-**	**-**	**-**	**152,894**	**2,030,332**
Weighted average interest rate	1.74%	0.00%	0.00%	0.00%	0.00%	1.62%
Financial liabilities						
Trade payables	-	-	-	-	84,150	84,150
Lease liability	-	39,711	97,672	-	-	137,383
Total	**-**	**39,711**	**97,672**	**-**	**84,150**	**221,533**
Weighted average interest rate	0.00%	10.72%	10.72%	0.00%	0.00%	6.65%

Group sensitivity

At 30 June 2026, a change in interest rate by 50 basis points would change results by $9,554 higher/lower (2025: $9,387). The group's interest income comes solely from the parent entity.

(c) Credit Risk

Credit risk is managed on a group basis. Credit risk arises mainly from cash and cash equivalents, and deposits with banks and financial institutions. For banks and financial institutions, only independently rated parties with a minimum rating of 'A' are accepted.

The Group does not have any significant credit risk exposure to any single counterparty or any group of counterparties having similar characteristics. The carrying amount of financial assets recorded in the financial statements, net of any provisions for losses, represents the Group's maximum exposure to credit risk. As at 30 June 2026, the group held cash at bank with financial institutions with an S&P rating of AA-.

The Group does not consider there to be any material credit risk owing to the nature of the financial assets held.

(d) Liquidity risk

Liquidity risk is the risk that the Group may encounter difficulties raising funds to meet commitments associated with financial instruments, e.g. borrowing repayments. The Group actively manages its operating cash flows and the availability of funding so as to ensure that all refinancing, repayment and funding needs are met. As part of its overall prudent liquidity management, the Group maintains sufficient levels of cash to meet its working capital requirements. The Group does not have any overdraft, loans or borrowings facilities from financial institutions as at reporting date.

Maturity analysis for financial liabilities

Financial liabilities of the Group include trade and other payables, employee entitlements and lease liabilities. As at 30 June 2026 trade payables and employee entitlements are contractually due within 60 days. The lease liability is in relation to the premises occupied by the Group. See note 18 for details.

(e) Fair Values

The carrying value less impairment provision of trade receivables and payables are assumed to approximate their fair values due to their short-term nature. The same applies to the carrying value of cash and cash equivalents.

(f) Foreign exchange risk

The Group transacts in Australian dollars and Brazilian real and does not participate in the use of derivative financial instruments. Minor exposure to foreign exchange transactions occur from the Group's transaction in other jurisdictions arising from variations in the Australian exchange rate. The impact of these foreign exchange rate differences are not material, therefore the Group considers there is no material foreign exchange risk present.

For personal use only

For personal use only

23. CASH FLOW INFORMATION

	2026 $	2025 $
Reconciliation of loss after income tax to net cash flow from operating activities		
(Loss) for the year	(3,177,508)	(2,279,302)
Depreciation and amortisation	128,685	142,846
Share based payments	-	10,521
Settlement of liability through issue of shares	336,200	-
Gain on disposal of property, plant & equipment	-	(1,412)
Project acquisition costs written off	-	186,045
Change in operating assets		
- (increase)/decrease in trade and other receivables	(170,625)	36,607
- (increase)/decrease in prepayments	4,447	(27,025)
- increase in trade and other payables	181,411	75,308
- increase in provisions	30,193	38,535
Net cash flow used in operating activities	(2,667,197)	(1,817,877)

Non-cash financing activities
During the 2026 and 2025 financial years, the Company did not engage in any non-cash financing activities.

24. RELATED PARTY TRANSACTIONS

Parent entity
OzAurum Resources Limited is the ultimate parent entity of the Group.

Subsidiaries
Interests in subsidiaries are disclosed in Note 13.

Transactions with related parties
Transactions with related parties are disclosed below.

Outstanding balances
Outstanding balances in relation to transactions with related parties are disclosed in Note 24.

Key management personnel compensation

	2026 $	2025 $
Short term benefits	425,000	375,909
Post-employment benefits	43,800	36,630
Annual and long service leave provided	20,751	21,561
	489,551	434,100

Further details of compensation of the key management personnel of OzAurum Resources Limited are set out in the Remuneration Report on page 15.

Loans from/to key management personnel
There were no loans to or from key management persons.

For personal use only

Related party transactions

The following related party transactions were recorded during the year. These amounts have not been included in the table of remuneration included in the Remuneration Report unless otherwise stated:

	2026 $	2025 $
Payments to Ben Pumphrey, Mr Andrew Pumphrey's son, being remuneration under an employment arrangement. Mr B Pumphrey was employed by the Group as a field assistant.	672	2,885
Payment to Tau Media Pty Ltd, a business associated with Ms Jessica Fertig, in relation to consultant investor relations services provided to the Company on an arm's length basis, prior to her appointment as a Director.	-	3,000
	672	5,885

Liabilities at Reporting Date

Aggregate amounts of liabilities at reporting date relating to director fees are as follows:

	2026 $	2025 $
Current Liabilities		
Andrew Pumphrey	22,400	22,400
Tau Media Pty Ltd	5,500	5,500
Ashok Parekh	6,667	6,667
Jeffrey Williams	5,000	5,000
	39,567	39,567

Amounts are non-interest bearing and are contractually due within 60 days.

25. CONTINGENT LIABILITIES

As at the date of the report, the Directors are not aware of any material contingent liabilities that would require disclosure.

26. COMMITMENTS

Exploration commitments	2026 $	2025 $
Payable		
Within one year	445,256	415,060
Later than one year but not later than 5 years	324,480	504,000
Later than 5 years	100,704	118,504
	870,440	1,037,564

27. EVENTS OCCURRING AFTER THE REPORTING DATE

There has been no other matters or circumstances that has arisen after reporting date that has significantly affected, or may significantly affect, the operations of the consolidated entity, the results of those operations, or the state of affairs of the consolidated entity in future financial periods.

For personal use only

For personal use only

Consolidated Entity Disclosure Statement

	Entity Type	Trustee, Partner or JV Participant	Date of Incorporation	Place of Incorporation	Taxation Residency	Ownership Interest 2026	Ownership Interest 2025
Parent Entity							
OzAurum Resources Limited	Company	No	5 Aug 2020	NSW, Aust.	Australia		
Controlled Entities							
OzAurum Mines Pty Ltd	Company	No	14Oct 2020	WA, Aust.	Australia	100%	100%
OzAurum Brazil Pty Ltd	Company	No	28 Jul 2023	WA, Aust.	Australia	100%	100%
OzAurum Brasil Ltda	Company	No	26 Sep 2023	Sao Paulo, Brazil	Brazil & Australia	100%	100%

Basis of Preparation

The Consolidated Entity Disclosure Statement (CEDS) has been prepared in accordance with the Corporations Act 2001 and includes required information for each entity that was part of the consolidated entity as at the end of the financial year.

Consolidated Entity

This CEDS includes only those entities consolidated as at the end of the financial year, in accordance with AASB 10: Consolidated Financial Statements.

Determination of Tax Residency

Section 295.3A of the Corporations Act 2001 defines tax residency as having the meaning in the Income Tax Assessment Act 1997. The determination of tax residency involved judgement as there are currently several different interpretations that could be adopted, and which could give rise to a different conclusion on residency.

In determining tax residency, the Consolidated Entity has applied the following interpretations.

Australian tax residency

The Consolidated Entity has applied current legislation and judicial precedent, including having regard to the Tax Commissioner's public guidance.

Foreign tax residency

Where necessary, the Consolidated Entity has used independent tax advisors in foreign jurisdictions to assist in its determination of tax residency to ensure applicable foreign tax legislation has been complied with.

Directors' Declaration

for the year ended 30 June 2026

The directors of the Company declare that:

1. The financial statements and notes of the consolidated entity, as set out on pages 22 to 47 are in accordance with the *Corporations Act 2001* and:
   (a) comply with Accounting Standards, Corporations Regulations 2001 and other mandatory professional reporting requirements; and
   (b) give a true and fair view of the financial position of the Group as at 30 June 2026 and of its performance for the year ended on that date.
2. There are reasonable grounds to believe that the Company will be able to pay its debts as and when they become due and payable.
3. The Consolidated Entity Disclosure Statement included in this report is true and correct.

The Directors have been given the declarations by the Managing Director and Chief Financial Officer required by Section 295A of the Corporations Act for the financial year ending 30 June 2026.

This declaration is made in accordance with a resolution of the Board of Directors and is signed for and on behalf of the directors by:

Ashok Parekh
Chairman

Dated this 21st day of September 2026

For personal use only

For personal use only

HLB MANN JUDD
ADVISORY AND ACCOUNTING

INDEPENDENT AUDITOR'S REPORT

To the Members of OzAurum Resources Limited

Report on the Audit of the Financial Report

Opinion

We have audited the financial report of OzAurum Resources Limited ("the Company") and its controlled entities ("the Group"), which comprises the consolidated statement of financial position as at 30 June 2026, the consolidated statement of profit or loss and other comprehensive income, the consolidated statement of changes in equity and the consolidated statement of cash flows for the year then ended, notes to the financial statements, including material accounting policy information, the consolidated entity disclosure statement and the directors' declaration.

In our opinion, the accompanying financial report of the Group is in accordance with the *Corporations Act 2001*, including:

(a) giving a true and fair view of the Group's financial position as at 30 June 2026 and of its financial performance for the year then ended; and

(b) complying with Australian Accounting Standards and the *Corporations Regulations 2001*.

Basis for Opinion

We conducted our audit in accordance with Australian Auditing Standards. Our responsibilities under those standards are further described in the *Auditor's Responsibilities for the Audit of the Financial Report* section of our report. We are independent of the Group in accordance with the auditor independence requirements of the *Corporations Act 2001* and the ethical requirements of the Accounting Professional and Ethical Standards Board's APES 110 *Code of Ethics for Professional Accountants (including Independence Standards)* ("the Code") that are relevant to audits of the financial report of public interest entities in Australia. We have also fulfilled our other ethical responsibilities in accordance with the Code.

We believe that the audit evidence we have obtained is sufficient and appropriate to provide a basis for our opinion.

Material Uncertainty Related to Going Concern

We draw attention to Note 2 in the financial report, which indicates that a material uncertainty exists that may cast significant doubt on the Group's ability to continue as a going concern. Our opinion is not modified in respect of this matter.

Key Audit Matters

Key audit matters are those matters that, in our professional judgement, were of most significance in our audit of the financial report of the current period. These matters were addressed in the context of our audit of the financial report as a whole, and in forming our opinion thereon, and we do not provide a separate opinion on these matters. .

hlb.com.au

HLB Mann Judd ABN 22 193 232 714
A Western Australian Partnership
Level 4, 130 Stirling Street, Perth WA 6000 / PO Box 8124 Perth BC WA 6849
T: +61 (0)8 9227 7500 **E:** mailbox@hlbwa.com.au
Liability limited by a scheme approved under Professional Standards Legislation.

HLB Mann Judd is a member of HLB International, the global advisory and accounting network.

For personal use only

HLB MANN JUDD
ADVISORY AND ACCOUNTING

In addition to the matter described in the *Material Uncertainty Related to Going Concern* section, we have determined the matters described below to be the key audit matters to be communicated in our report.

Key Audit Matter	How our audit addressed the key audit matter
Carrying amount of exploration and evaluation expenditure Refer to Note 16	
In accordance with AASB 6 Exploration for and Evaluation of Mineral Resources, the Group capitalises acquisition costs and subsequently applies the cost model after recognition. Our audit focussed on the Group's assessment of the capitalised acquisition costs, as this is one of the most significant assets of the Group and is material to the users of the financial statements.	Our procedures included but were not limited to the following: – We obtained an understanding of the key processes associated with management's review of the carrying values of each area of interest; – We considered the Directors' assessment of potential indicators of impairment; – We obtained evidence that the Group has current rights to tenure of its areas of interest; – We examined the exploration budget for the coming period and discussed with management the nature of planned ongoing activities; – We enquired with management, reviewed ASX announcements and reviewed minutes of Directors' meetings to ensure that the Group had not resolved to discontinue exploration and evaluation at any of its areas of interest; and – We examined the disclosures made in the financial report.

Other Information

The directors are responsible for the other information. The other information comprises the information included in the Group's annual report for the year ended 30 June 2026, but does not include the financial report and our auditor's report thereon.

Our opinion on the financial report does not cover the other information and accordingly we do not express any form of assurance conclusion thereon.

In connection with our audit of the financial report, our responsibility is to read the other information and, in doing so, consider whether the other information is materially inconsistent with the financial report, or our knowledge obtained in the audit or otherwise appears to be materially misstated.

If, based on the work we have performed, we conclude that there is a material misstatement of this other information, we are required to report that fact. We have nothing to report in this regard.

Responsibilities of the Directors for the Financial Report

The directors of the Company are responsible for the preparation of:

(a) the financial report (other than the consolidated entity disclosure statement) that gives a true and fair view in accordance with Australian Accounting Standards and the *Corporations Act 2001*; and

(b) the consolidated entity disclosure statement that is true and correct in accordance with the *Corporations Act 2001*, and

HLB MANN JUDD
ADVISORY AND ACCOUNTING

for such internal control as the directors determine is necessary to enable the preparation of:

(a) the financial report (other than the consolidated entity disclosure statement) that gives a true and fair view and is free from material misstatement, whether due to fraud or error; and

(b) the consolidated entity disclosure statement that is true and correct and is free from material misstatement, whether due to fraud or error.

In preparing the financial report, the directors are responsible for assessing the ability of the Group to continue as a going concern, disclosing, as applicable, matters related to going concern and using the going concern basis of accounting unless the directors either intend to liquidate the Group or to cease operations, or have no realistic alternative but to do so.

Auditor's Responsibilities for the Audit of the Financial Report

Our objectives are to obtain reasonable assurance about whether the financial report as a whole is free from material misstatement, whether due to fraud or error, and to issue an auditor's report that includes our opinion. Reasonable assurance is a high level of assurance, but is not a guarantee that an audit conducted in accordance with Australian Auditing Standards will always detect a material misstatement when it exists. Misstatements can arise from fraud or error and are considered material if, individually or in the aggregate, they could reasonably be expected to influence the economic decisions of users taken on the basis of this financial report.

As part of an audit in accordance with the Australian Auditing Standards, we exercise professional judgement and maintain professional scepticism throughout the audit. We also:

- Identify and assess the risks of material misstatement of the financial report, whether due to fraud or error, design and perform audit procedures responsive to those risks, and obtain audit evidence that is sufficient and appropriate to provide a basis for our opinion. The risk of not detecting a material misstatement resulting from fraud is higher than for one resulting from error, as fraud may involve collusion, forgery, intentional omissions, misrepresentations, or the override of internal control.
- Obtain an understanding of internal control relevant to the audit in order to design audit procedures that are appropriate in the circumstances, but not for the purpose of expressing an opinion on the effectiveness of the Group's internal control.
- Evaluate the appropriateness of accounting policies used and the reasonableness of accounting estimates and related disclosures made by the directors.
  Conclude on the appropriateness of the directors' use of the going concern basis of accounting and, based on the audit evidence obtained, whether a material uncertainty exists related to events or conditions that may cast significant doubt on the Group's ability to continue as a going concern. If we conclude that a material uncertainty exists, we are required to draw attention in our auditor's report to the related disclosures in the financial report or, if such disclosures are inadequate, to modify our opinion. Our conclusions are based on the audit evidence obtained up to the date of our auditor's report. However, future events or conditions may cause the Group to cease to continue as a going concern.
- Evaluate the overall presentation, structure and content of the financial report, including the disclosures, and whether the financial report represents the underlying transactions and events in a manner that achieves fair presentation.

We communicate with the directors regarding, among other matters, the planned scope and timing of the audit and significant audit findings, including any significant deficiencies in internal control that we identify during our audit.

For personal use only

We also provide the directors with a statement that we have complied with relevant ethical requirements regarding independence, and to communicate with them all relationships and other matters that may reasonably be thought to bear on our independence, and where applicable, actions taken to eliminate threats or safeguards applied.

From the matters communicated with the directors, we determine those matters that were of most significance in the audit of the financial report of the current period and are therefore the key audit matters. We describe these matters in our auditor's report unless law or regulation precludes public disclosure about the matter or when, in extremely rare circumstances, we determine that a matter should not be communicated in our report because the adverse consequences of doing so would reasonably be expected to outweigh the public interest benefits of such communication.

REPORT ON THE REMUNERATION REPORT

Opinion on the Remuneration Report

We have audited the Remuneration Report included within the Directors' Report for the year ended 30 June 2026.

In our opinion, the Remuneration Report of OzAurum Resources Limited for the year ended 30 June 2026 complies with Section 300A of the *Corporations Act 2001*.

Responsibilities

The directors of the Company are responsible for the preparation and presentation of the Remuneration Report in accordance with Section 300A of the *Corporations Act 2001*. Our responsibility is to express an opinion on the Remuneration Report, based on our audit conducted in accordance with Australian Auditing Standards.

HLB Mann Judd
Chartered Accountants

N G Neill
Partner

Perth, Western Australia
21 September 2026

For personal use only

Corporate Governance Statement

The Board is responsible for establishing the Company's corporate governance framework. In establishing its corporate governance framework, the Board has referred to the 4th edition of the ASX Corporate Governance Councils' Corporate Governance Principles and Recommendations. This Corporate Governance Statement has been approved by the Board and is current as at the date of this Annual Report.

The Corporate Governance Statement discloses the extent to which the Company follows the recommendations. The Company will follow each recommendation where the Board has considered the recommendation to be an appropriate benchmark for its corporate governance practices. Where the Company's corporate governance practices will follow a recommendation, the Board has made appropriate statements reporting on the adoption of the recommendation. In compliance with the "if not, why not" reporting regime, where, after due consideration, the Company's corporate governance practices will not follow a recommendation, the Board has explained its reasons for not following the recommendation and disclosed what, if any, alternative practices the Company will adopt instead of those in the recommendation.

The following governance-related documents can be found on the Company's website at www.ozaurumresources.com under the section marked "Corporate Governance":

a) Statement of Values;
b) Board Charter;
c) Code of Conduct;
d) Audit and Risk Committee Charter;
e) Remuneration and Nomination Charter;
f) Securities Trading Policy;
g) Continuous Disclosure Policy;
h) Shareholder Communication Policy;
i) Risk Management Policy;
j) Diversity Policy;
k) Privacy Policy;
l) Anti-Bribery & Corruption Policy;
m) Related Parties Transactions and Conflicts of Interest Policy; and
n) Whistleblower Policy.

Principle 1: Lay solid foundations for management and oversight

Recommendation 1.1

The Company has established the respective roles and responsibilities of its Board and management, and those matters expressly reserved to the Board and those delegated to management, and has documented this in its Board Charter.

The responsibilities of the Board include but are not limited to:

a) setting and reviewing strategic direction and planning;
b) reviewing financial and operational performance;
c) identifying principal risks and reviewing risk management strategies; and
d) considering and reviewing significant capital investments and material transactions.

In exercising its responsibilities, the Board recognises that there are many stakeholders in the operations of the Company, including employees, shareholders, co-ventures, the government and the community.

The Board has delegated responsibility for the business operations of the Company to the Chief Executive Officer and the management team. The management team, led by the Chief Executive Officer is accountable to the Board.

Recommendation 1.2

The Company undertakes appropriate checks before appointing a person, or putting forward to shareholders a candidate for election as a director and provides shareholders with all material information in its possession relevant to a decision on whether or not to elect a director.

The checks which are undertaken, and the information provided to shareholders, are set out in the Company's Board Charter and Remuneration and Nomination Committee Charter.

Recommendation 1.3

The Company has a written agreement with each of the Directors. The material terms of any employment, service or consultancy agreement the Company, or any of its child entities, has entered into with its Chief Executive Officer, any of its directors, and any other person or entity who is a related party of the Chief Executive Officer or any of its directors will be disclosed in accordance with ASX Listing Rule 3.16.4 (taking into consideration the exclusions from disclosure outlined in that rule).

For personal use only

Recommendation 1.4
The Company Secretary is accountable directly to the Board, through the Chair, on all matters to do with the proper functioning of the Board. The Company Secretary is responsible for the application of best practice in corporate governance and also supports the effectiveness of the Board by:

a) keep or cause to be a kept a minute book of all minutes relating to the Board and any committee;
b) keep or cause to be kept a minute book of all minutes relating to general meetings of the Company;
c) keep or cause to be kept the company's share register; and
d) give or cause to give notice of all Board meetings and general meetings of the Company.

Recommendation 1.5
The Company has a Diversity Policy, the purpose of which is:

a) recognise that diversity and inclusivity contribute to corporate success;
b) promote a Company culture that upholds diversity, inclusivity and equality;
c) ensure the Company fosters a safe, fair and respectful working environment for all Personnel; and
d) ensure the Company provides and maintains equal employment opportunities for all Personnel and candidates for Board appointment or employment with the Company.

The Board intends to set measurable objectives for achieving diversity, specifically including gender diversity and will review and report on the effectiveness and relevance of these measurable objectives. However, due to the current size of the Board and management, these measurable objectives have not yet been set.

Recommendation 1.6
The Chair will be responsible for evaluating the performance of the Board, Board committees and individual directors.
An evaluation of the Board, its committees and individual directors is currently being undertaken.

Recommendation 1.7
The Chief Executive Officer will be responsible for evaluating the performance of the Company's senior executives.
The Chair will be responsible for evaluating the performance of the Chief Executive Officer. An evaluation of the Chief Executive Officer is currently being undertaken.

Principle 2: Structure the board to add value

Recommendation 2.1
Due to the size of the Board, the Company does not have a separate nomination committee. The roles and responsibilities of a nomination committee are currently undertaken by the Board.

The duties of the full Board in its capacity as a nomination committee are set out in the Company's Remuneration and Nomination Charter which is available on the Company's website.

When the Board meets as a remuneration and nomination committee is carries out those functions which are delegated to it in the Company's Remuneration and Nomination Charter. Items that are usually required to be discussed by a Remuneration and Nomination Committee are marked as separate agenda items at Board meetings when required.

The Board has adopted a Remuneration and Nomination Charter which describes the role, composition, functions and responsibilities of a Nomination Committee and is disclosed on the Company's website.

Recommendation 2.2
The mix of skills and diversity which the Board is looking to achieve in its composition is:

a) a broad range of business experience; and
b) technical expertise and skills required to discharge duties.

Recommendation 2.3
The Board considers the independence of directors having regard to the relationships listed in Box 2.3 of the Principles and Recommendations.

Currently the Board is structured as follows:

a) Ashok Parekh (Independent, Non-Executive Chairman) - Appointed 21 May 2025;
b) Jeffrey Williams (Independent, Non-Executive Director) - Appointed 5 August 2020;
c) Jessica Fertig (Independent, Non-Executive Director) – Appointed 13 January 2025; and
d) Andrew Pumphrey (Chief Executive Officer and Managing Director) - Appointed 5 August 2020.

Recommendation 2.4
The Board has a majority of independent directors.

Recommendation 2.5
As noted above, Mr Parekh is an independent Chairman.

For personal use only

Recommendation 2.6

It is a policy of the Company, that new Directors undergo an induction process in which they are given a full briefing on the Company. Where possible this includes meetings with key executives, tours of the premises, an induction package and presentations.

In order to achieve continuing improvement in Board performance, all Directors are encouraged to undergo continual professional development. Specifically, Directors are provided with the resources and training to address skills gaps where they are identified.

Principle 3: Act ethically and responsibly

Recommendation 3.1

The Company has adopted a Statement of Values which sets out the following core values and fundamental principles of the Company:

a) to act fairly and ethically;
b) to comply with the law at all times and act accordingly;
c) to respect others, both inside and outside of our workplace;
d) to promote diversity; and
e) to be honest and transparent in our dealings.

Recommendation 3.2

The Company is committed to promoting good corporate conduct grounded by strong ethics and responsibility. The Company has established a Code of Conduct (Code), which addresses matters relevant to the Company's legal and ethical obligations to its stakeholders. It may be amended from time to time by the Board, and is disclosed on the Company's website.

The Code applies to all Directors, employees, contractors and officers of the Company.

Recommendation 3.3

The Company adopted a Whistleblower Policy which sets out:

a) who is entitled to protection as a Whistleblower;
b) the protections available to Whistleblowers; and
c) how the Group will handle disclosures made by Whistleblowers.

Recommendation 3.4

The Company adopted an Anti-Bribery & Corruption Policy which sets out the that the Company will:

a) not engage in corrupt business practices;
b) implement measures to prevent bribery and corruption by all Personnel;
c) at a minimum, endeavour to comply with all applicable laws, regulations and standards, including Anti-Bribery and Corruption Laws; and
d) when dealing with third parties, undertake reasonable due diligence to ensure that such parties are suitable for the Company to associate with and will not make bribes or perform corrupt acts on the Company's behalf or for which the Company may be or become responsible or liable.

Principle 4: Safeguard integrity in corporate reporting

Recommendation 4.1

Due to the size of the Board, the Company does not have a separate Audit Committee. The roles and responsibilities of an audit committee are undertaken by the Board.

The full Board in its capacity as the audit committee is responsible for reviewing the integrity of the Company's financial reporting and overseeing the independence of the external auditors. The duties of the full Board in its capacity as the audit committee are set out in the Company's Audit Committee Charter which is available on the Company's website.

When the Board meets as an audit committee it carries out those functions which are delegated to it in the Company's Audit Committee Charter. Items that are usually required to be discussed by an Audit Committee are marked as separate agenda items at Board meetings when required.

The Board is responsible for the initial appointment of the external auditor and the appointment of a new external auditor when any vacancy arises. Candidates for the position of external auditor must demonstrate complete independence from the Company through the engagement period. The Board may otherwise select an external auditor based on criteria relevant to the Company's business and circumstances. The performance of the external auditor is reviewed on an annual basis by the Board.

The Board has adopted an Audit Committee Charter which describes the role, composition, functions and responsibilities of the Audit Committee and is disclosed on the Company's website.

For personal use only

Recommendation 4.2
Before the Board approves the Company financial statements for each financial period it will receive from the Chief Executive Officer and the Chief Financial Officer or equivalent a declaration that, in their opinion, the financial records of the Company for the relevant financial period have been properly maintained and that the financial statements for the relevant financial period comply with the appropriate accounting standards and give a true and fair view of the financial position and performance of the Company and the consolidated entity and that the opinion has been formed on the basis of a sound system of risk management and internal control which is operating effectively.

Recommendation 4.3
The Company has an effective system of internal control, review and approval which it applies to public documents that are not reviewed or audited by its external auditor.

Principle 5: Make timely and balanced disclosure

Recommendation 5.1
The Company is committed to:

a) ensuring that shareholders and the market are provided with full and timely information about its activities;
b) complying with the continuous disclosure obligations contained in the Listing Rules and the applicable sections of the Corporations Act; and
c) providing equal opportunity for all stakeholders to receive externally available information issued by the Company in a timely manner.

The Company has adopted a Continuous Disclosure Policy, which is disclosed on the Company's website. The Continuous Disclosure Policy sets out policies and procedures for the Company's compliance with its continuous disclosure obligations under the ASX Listing Rules, and addresses financial markets communication, media contact and continuous disclosure issues. It forms part of the Company's corporate policies and procedures and is available to all staff.

The Company Secretary manages the policy. The policy will develop over time as best practice and regulations change and the Company Secretary will be responsible for communicating any amendments.

Recommendation 5.2
The Company ensures that Directors are provided with a copy of all material market releases promptly after lodgement.

Recommendation 5.3
The Company ensures that for any new and substantive investor or analyst presentation, it shall release a copy of the presentation materials on the ASX Market Announcements Platform ahead of the presentation.

Principle 6: Respect the rights of security holders

Recommendation 6.1
The Company provides information about itself and its governance to investors via its website at www.ozaurumresources.com. The Company is committed to maintaining a Company website with general information about the Company and its operations and information specifically targeted at keeping the Company's shareholders informed about the Company. In particular, where appropriate, after confirmation of receipt by ASX, the following will be posted to the Company website:

a) relevant announcements made to the market via ASX;
b) media releases;
c) investment updates;
d) Company presentations and media briefings;
e) copies of press releases and announcements for the preceding three years; and
f) copies of annual and half yearly reports including financial statements for the preceding three years.

Recommendation 6.2
The Company has a Shareholder Communication Policy which aims to ensure that Shareholders are informed of all major developments of the Company. The policy is disclosed on the Company's website.

Information is communicated to Shareholders via:

a) reports to Shareholders;
b) ASX announcements;
c) annual general meetings; and
d) the Company website.

While the Company aims to provide sufficient information to Shareholders about the Company and its activities, it understands that Shareholders may have specific questions and require additional information. To ensure that Shareholders can obtain all relevant information to assist them in exercising their rights as Shareholders, the Company has made available a telephone number and relevant contact details (via the website) for Shareholders to make their enquiries.

For personal use only

Recommendation 6.3
The Board encourages full participation of Shareholders at meetings to ensure a high level of accountability and identification with the Company's strategies and goals as set out in the Shareholder Communication Policy.

Recommendation 6.4
In order to ascertain the true will of the Company's security holders attending and voting at any of its General meetings including the Annual General Meeting, whether they attend in person, electronically or by proxy or other representative, in most situations where this can be achieved the Company will conduct the voting procedure by a poll.

Recommendation 6.5
Shareholders are given the option to receive communications from, and send communication to, the Company and its share registry electronically. To ensure that shareholders can obtain all relevant information to assist them in exercising their rights as shareholders, the Company has made available a telephone number and relevant contact details (via the website) for shareholders to make their enquiries.

Principle 7: Recognise and manage risk

Recommendation 7.1
Due to the size of the Board, the Company does not have a separate Risk Committee. The Board is responsible for the oversight of the Company's risk management and control framework.

When the Board meets as a risk committee is carries out those functions which are delegated to it in the Company's Risk Committee Charter. Items that are usually required to be discussed by a Risk Committee are marked as separate agenda items at Board meetings when required.

The Board has adopted an Audit and Risk Committee Charter which describes the role, composition, functions and responsibilities of the Risk Committee and is disclosed on the Company's website.

The Board has adopted a Risk Management Policy, which is disclosed on the Company's website. Under the policy, responsibility and control of risk management is delegated to the appropriate level of management within the Company with the Chief Executive Officer having ultimate responsibility to the Board for the risk management and control framework.

Recommendation 7.2
The Board will review the Company's risk management framework annually to satisfy itself that it continues to be sound, to determine whether there have been any changes in the material business risks the Company faces and to ensure that the Company is operating within the risk appetite set by the Board. The review for the 2026 year is currently underway.

Arrangements put in place by the Board to monitor risk management include, but are not limited to:

a) a minimum of quarterly reporting to the Board in respect of operations and the financial position of the Company; and
b) six monthly rolling forecasts prepared.

Recommendation 7.3
The Company does not have, and does not intend to establish, an internal audit function. To evaluate and continually improve the effectiveness of the Company's risk management and internal control processes, the Board relies on ongoing reporting and discussion of the management of material business risks as outlined in the Company's Risk Management Policy.

Recommendation 7.4
The Company undertakes mineral exploration activities which, by its very nature, is speculative and as such faces inherent risks to its business, including economic, environmental and social sustainability risks which may materially impact the Company's ability to create or preserve value for shareholders over the short, medium or long term. The Board is regularly briefed by management as well as keeping itself abreast of possible material exposure to risks that the Company may face.

The Board periodically reviews, economic, environmental and social sustainability risks in the areas in which it operates. Risk areas include the impact on the environment as a result of operational activities. The Company has in place policies and procedures to help manage these risks.

The Company is committed to sustainable development of resources in an environmentally and socially responsible manner. All operational activities are conducted in strict compliance with the terms of relevant surface use agreements. Surface disturbances, critical wildlife habitat, view-sheds, noise levels, air quality and water quality impacts to the environment will, at a minimum, comply with all applicable legal and regulatory thresholds and otherwise be managed for minimal impact.

For personal use only

Principle 8: Remunerate fairly and responsibly

Recommendation 8.1

Due to the size of the Board, the Company does not have a separate remuneration committee. The roles and responsibilities of a remuneration committee are currently undertaken by the Board.

The duties of the full board in its capacity as a remuneration committee are set out in the Company's Remuneration and Nomination Committee Charter which is available on the Company's website.

When the Board meets as a remuneration committee it carries out those functions which are delegated to it in the Company's Remuneration and Nomination Committee Charter. Items that are usually required to be discussed by a Remuneration Committee are marked as separate agenda items at Board meetings when required.

The Board has adopted a Remuneration and Nomination Committee Charter which describes the role, composition, functions and responsibilities of the Remuneration Committee and is disclosed on the Company's website.

Recommendation 8.2

Details of the Company's policies on remuneration will be set out in the Company's "Remuneration Report" in each Annual Report published by the Company. This disclosure will include a summary of the Company's policies regarding the deferral of performance-based remuneration and the reduction, cancellation or clawback of the performance-based remuneration in the event of serious misconduct or a material misstatement in the Company's financial statements.

Recommendation 8.3

The Company's Security Trading Policy includes a statement on the Company's policy on prohibiting participants in the Company's Employee Incentive Plan entering into transactions (whether through the use of derivatives or otherwise) which limit the economic risk of participating in the Employee Incentive Plan.

Security Trading Policy

In accordance with ASX Listing Rule 12.9, the Company has adopted a trading policy which sets out the following information:

a) closed periods in which directors, employees and contractors of the Company must not deal in the Company's securities;
b) trading in the Company's securities which is not subject to the Company's trading policy; and
c) the procedures for obtaining written clearance for trading in exceptional circumstances.

The Company's Security Trading Policy is available on the Company's website.

For personal use only

Additional Shareholder Information

Substantial Shareholders

The names of the substantial shareholders listed in the Company register as at 16 September 2026 are as follows:

Shareholder	Shares[1]	%[1]
Forrestania Resources Ltd	56,900,000	19.9%
Andrew Pumphrey	43,324,000	15.2%

[1] Percentages are as per the most recent substantial shareholder notice lodged by the substantial holder.

Distribution of Shareholders

The distribution of members and their holdings of equity securities in the Company as at 16 September 2026 was as follows:

Range of holding	Shareholders	Number of Ordinary Shares	%
1 – 1,000	39	6,671	0.0%
1,001 – 5,000	120	467,440	0.2%
5,001 – 10,000	225	1,780,221	0.6%
10,001 – 100,000	539	21,918,798	7.5%
100,001 and over	287	266,028,743	91.7%
Total	917	158,750,000	100.0%

The number of shareholders with less than a marketable parcel of fully paid shares based on a closing price of $0.086 is 188 holding in total 632,243 shares.

Unquoted Securities

Securities	Number of Options	Number of Holders	Holders with more than 20%
Options exercisable at $0.23, expiry 26 Nov 2027	7,750,000	7	3[2]
Options exercisable at $0.11, expiry 28 Nov 2026	17,990,910	73	-
Options exercisable at $0.09, expiry 10 Mar 2028	3,000,000	8	2[3]
Options exercisable at $0.05, expiry 20 Dec 2027	3,475,000	4	2[4]

[2] Holders with more than 20%
2,000,000 options held by each of:

- Andrew Pumphrey
- Parkview Super Nominees Pty Ltd <Parkview Super A/C> (Jeffrey Williams)
- AJTSF Pty Ltd <AJT Super Fund> (Andrew Tudor)

For personal use only

[3] Holders with more than 20%
Paul Conboy – 1,345,168 options
CPS Capital No 5 Pty Ltd – 900,002 options

[4] Holders with more than 20%
Celtic Finance Corp Pty Ltd <Income A/C> - 2,100,000 options
Paul Conboy – 700,000 options

Twenty Larges Shareholders

The names of the twenty largest shareholders of the fully paid ordinary shares of the Company as at 16 September 2026 are as follows:

Name	Number of Ordinary Fully Paid Shares	% Held of Issued Ordinary Capital
Forrestania Resources Ltd	56,900,000	19.61%
Andrew Ian Pumphrey	43,324,000	14.93%
VM Drilling (WA) Pty Ltd	4,554,045	1.57%
Mrs Michele Jane Hockley & Mr Shane Douglas Hockley	4,376,783	1.51%
Mr Warrick Geoffrey Cannon & Mrs Lorna Hazel Cannon <Wacklorn Sf A/C>	4,200,000	1.45%
Mr Afzal Mehmood Chougle	4,194,000	1.45%
Mr Shayne Timothy Fielder & Mr Gordon Winston Pickard	3,800,000	1.31%
Greenhill Road Investments Pty Ltd	3,500,000	1.21%
Bedivere Holdings Pty Ltd <The Glastonbury A/C>	3,208,500	1.11%
Mr Edward Lewis Kuswanto	3,150,000	1.09%
Mr Christopher William Chalwell & Mr Ian Wayne Wilson <Chalwell Pension Fund A/C>	3,000,000	1.03%
Mrs Nicole Ann Dsouza	2,987,028	1.03%
Mr Scott Andrew Mitchell	2,808,964	0.97%
Mr Rodney Owen Clifford	2,750,643	0.95%
Mr Adrian Bruce Watt & Mrs Tracey Janine Watt <A & T Watt Family S/F A/C>	2,700,000	0.93%
Citicorp Nominees Pty Limited	2,679,257	0.92%
Hunter Holdings Pty Ltd <The Andrews Super Fund A/C>	2,350,000	0.81%
Mr Stephen Ray	2,200,000	0.76%
Mr Phillip Craig Reid	2,182,862	0.75%
BNP Paribas Nominees Pty Ltd <IB Au Noms Retail client>	2,049,447	0.71%
Total	**156,915,529**	**54.07%**

For personal use only

Restricted Securities

The Company has no restricted securities.

Voting Rights (Ordinary Shares)

In accordance with the Company's Constitution, on a show of hands every member present in person or by proxy or attorney or duly authorised representative has one vote. On a poll every member present in person or by proxy or attorney or duly authorised representative has one vote for every fully paid ordinary share held.

On Market Buy-back

There is no current on market buy-back for any of the Company's securities.

For personal use only

Schedule of Mineral Tenements

Project	Location	Tenement Number	Economic Entity's Interest at Year End
Western Australia			
Patricia	Kalgoorlie, WA	E31/1083	100%
Patricia	Kalgoorlie, WA	E31/1186	100%
Patricia	Kalgoorlie, WA	M31/487	100%
Patricia	Kalgoorlie, WA	L31/73	100%
Patricia	Kalgoorlie, WA	P31/2175 Applic	100%
Mulgabbie	Kalgoorlie, WA	E28/2477	100%
Mulgabbie	Kalgoorlie, WA	E28/3003	100%
Mulgabbie	Kalgoorlie, WA	E28/3324 Applic	100%
Mulgabbie	Kalgoorlie, WA	E31/1084	100%
Mulgabbie	Kalgoorlie, WA	E31/1085	100%
Mulgabbie	Kalgoorlie, WA	E31/1137	100%
Mulgabbie	Kalgoorlie, WA	E31/1327	100%
Mulgabbie	Kalgoorlie, WA	E31/1359 Applic	100%
Mulgabbie	Kalgoorlie, WA	L28/48	100%
Mulgabbie	Kalgoorlie, WA	L28/49	100%
Mulgabbie	Kalgoorlie, WA	L28/71	100%
Mulgabbie	Kalgoorlie, WA	L28/75	100%
Mulgabbie	Kalgoorlie, WA	L28/76	100%
Mulgabbie	Kalgoorlie, WA	L28/78 Applic	100%
Mulgabbie	Kalgoorlie, WA	M28/240	100%
Mulgabbie	Kalgoorlie, WA	M28/364	100%
Mulgabbie	Kalgoorlie, WA	M28/416 Applic	100%
Mulgabbie	Kalgoorlie, WA	M28/417 Applic	100%
Mulgabbie	Kalgoorlie, WA	P28/1301	100%
Mulgabbie	Kalgoorlie, WA	P28/1302	100%
Mulgabbie	Kalgoorlie, WA	P28/1303	100%
Mulgabbie	Kalgoorlie, WA	P28/1304	100%
Mulgabbie	Kalgoorlie, WA	P28/1356	100%
Mulgabbie	Kalgoorlie, WA	P28/1357	100%
Mulgabbie	Kalgoorlie, WA	P28/1388	100%
Mulgabbie	Kalgoorlie, WA	P28/1389	100%
Mulgabbie	Kalgoorlie, WA	P28/1390	100%
Carosue Dam	Kalgoorlie, WA	E28/3236	100%
Pinnacles	Kalgoorlie, WA	E28/3237	100%
Minas Gerais, Brazil			
Salitre	Minas Gerais	830322/2024	100%
Salitre	Minas Gerais	830348/2024	100%

For personal use only

Details of Mineral Resources and Ore Reserves

Results of Annual Review of Mineral Resource and Ore Reserve

The Mulgabbie North mineral resource was first estimated during the 2023 financial year and no review has subsequently been conducted.

The Company does not have any ore reserves.

Governance Arrangements for Mineral Resource and Ore Reserves Estimates

Mineral Resources are estimated by independent external consultants in accordance with the JORC 2012 Code, using industry standard techniques and internal guidelines for the estimation and reporting of Mineral Resources. All statements have been accompanied by the appropriate sections of Table 1 from the JORC (2012) guidelines. Mineral Resource Statements included in the Annual Report are reviewed by suitably qualified Competent Persons from the Company prior to its inclusion.

Mulgabbie North Mineral Resource

Table 1: Mulgabbie North Mineral Resource Estimate

Mulgabbie North Gold Deposit			
JORC 2012 Classification	**Tonnes**	**Grade Au g/t**	**Ounces**
Measured	1,475,000	0.82	39,000
Indicated	5,620,000	0.71	128,000
Inferred	4,543,000	0.64	93,000
Total Measured, Indicated and Inferred	**11,638,000**	**0.70**	**260,000**
Notes: The Minerals Resources are reported at 0.3 g/t Au cutoff to a depth of 150m below the surface. All numbers are rounded to reflect appropriate levels of confidence. Apparent difference may occur due to rounding.			

Reported according to the 2012 JORC Code on 18 July 2023. Full details of the Mulgabbie North resource calculations as per JORC Code (2012) are contained in the Company's announcement dated 18 July 2023.

For personal use only

For personal use only

OzAurum Resources Limited

ACN 643 244 544

Unit 1, 15 Williams Street, West Kalgoorlie WA 6430
info@ozaurumresources.com | www.ozaurumresources.com