For personal use only

SUNSTONE METALS

ANNUAL REPORT 2026

Sunstone Metals Limited

ABN 68 123 184 412

For personal use only

Contents

2 Chairman's Review

5 Strategy

6 Operating Review

17 Resource Statement

23 Tenement Schedule

24 Directors' Report

28 Remuneration Report (Audited)

36 Auditor's Independence Declaration

37 Corporate Governance Statement

41 Consolidated Statement of Profit or Loss and Other Comprehensive Income

42 Consolidated Statement of Financial Position

43 Consolidated Statement of Changes in Equity

44 Consolidated Statement of Cash Flows

45 Notes to the Financial Statements

65 Consolidated Entity Disclosure Statement

66 Directors' Declaration

67 Independent Auditor's Report

71 ASX Additional Information

73 Corporate Directory

ABN 68 123 184 412

For personal use only

Sunstone Metals (ASX:STM) is an ASX-listed mineral exploration company with two world-class gold and copper assets in Ecuador.

The porphyry projects at Bramaderos and El Palmar have the potential to evolve into large multi-decade gold-copper mining centres.

Chairman's Review

Discovering new deposits and increasing our mineral resources

On behalf of the Board of Directors, it is my pleasure to present the 2026 Annual Report for Sunstone Metals Limited ("**Sunstone**" or "**Company**") and to thank all shareholders for your continued support of Sunstone.

For personal use only

Dear Fellow Shareholders,

The past year has seen Sunstone continue to advance the Bramaderos Project with a resource upgrade in November 2025, a scoping study published in April 2026 and the discovery of a new gold–copper porphyry system at Porotillo and Copete.

Pleasingly, we announced in November 2025 a 33% increase in the mineral resource estimate at Bramaderos, from 2.9Moz AuEq[2] to 3.6Moz AuEq[2]. This increase was achieved primarily through the inclusion of the adjacent Melonal deposit into the existing Brama-Alba pit shell. When contemplating Bramaderos' full resource potential, it's important to note that the Bramaderos pit shell still excludes 31% of mineralised material which falls just below the current optimal pit shell. Given the increasingly predictable nature of the mineralisation, we expect that much of this material will eventually convert into mineral resources through further drilling at Alba, Brama and Melonal.

We were also pleased to restart drilling in the March Quarter with an initial 5,000 metre diamond drilling campaign to investigate the large exploration target at Porotillo and Copete, just south of the current Brama-Alba-Melonal resource. The drilling program has been very successful, establishing a new discovery with consistently long intercepts with solid porphyry-style grades. The drill results are expected to add to the Bramaderos mineral resource estimate when we perform an MRE update in the December 2026 Quarter.

The release of the Bramaderos Scoping Study during the year highlighted Bramaderos' enormous multi-decade and strategic potential. Although the high proportion of Inferred resources in the mine plan meant the ASX required us to retract the full production targets, the scoping study showed the project was viable using only the small amount of Indicated resources. The study highlighted the potential value upside at Bramaderos, given the multiple opportunities to grow the Indicated resource base and the expected increase in resources when including the recent Porotillo and Copete results.

Ongoing metallurgical testwork at Bramaderos continues to help optimise process flowsheets, gold-copper recoveries, and ultimately the value of the project. Baseline studies for water management and power options will also commence during FY2027.

For personal use only

Company Highlights

- 33% upgrade to Bramaderos Mineral Resource estimate to 3.60 Moz gold equivalent
- Porotillo and Copete discoveries adjacent to the current Brama-Alba-Melonal resource at Bramaderos
- Release of Bramaderos Scoping Study
- Secured funding to test deep gold-copper porphyry targets at both Bramaderos and El Palmar

Exploration drilling is being undertaken at Bramaderos to test the Limon gold-copper deep porphyry target and further understand the potential extent of the porphyry mineralisation within the Bramaderos Project.

Following completion of the Placement in July 2026, we are planning a series of holes at El Palmar to test the deep gold-copper porphyry targets. Rigs are currently being mobilised, and we expect to start seeing assay results towards the end of 2026. This is an important and exciting drill program for the company, as it begins testing the very large, high-conviction exploration deep targets at El Palmar, a project on the same Toachi fault system that hosts the giant Casbabel and Llurimagua copper projects.

With funding secured to conduct the drilling programs at Bramaderos and El Palmar during the 2027 financial year, the Board continues to review options to advance our exploration opportunities, increase the mineral resources, and fund the ultimate development of these two globally significant projects.

Recent transactions in Ecuador, including Jiangxi Copper's acquisition of SolGold, which owns the Cascabel projects just to the north of El Palmar, show strong interest in quality projects with genuine scale and continued exploration upside.

We will, of course, continue to assess this strategy and we remain open to opportunities. With a cash balance of $10.9 million at the end of the year (including the $9.3M received from the Placement announced on 29 June), the Company is in a healthy position to fund continued drilling to expand our current mineral resources and test the large exploration targets at El Palmar and Bramaders.

On behalf of the Board, I would like to thank our shareholders for their support during the past year. I also extend a special thank you to those who exercised their options ahead of the expiry date. This helped fortify our financial position while we advance our projects.

Yours sincerely

Malcolm Norris
Non-executive Chair
Sunstone Metals Limited

For personal use only

Strategy

1. Prioritise value realisation

The porphyry projects at Bramaderos and El Palmar have the potential to evolve into multi-decade gold-copper mining centres. At Bramaderos, a Scoping Study has been completed which indicated project viability and large growth potential. Sunstone plans to further grow the Bramaderos resource while continuing to advance the project studies towards development. At El Palmar, Sunstone is testing the deep gold-copper targets, with drilling expected to recommence in September 2026.

Sunstone has an ongoing strategic process to determine a preferred long-term funding model to unlock the substantial value of its two world-class projects. The Company also continues to monitor and evaluate potential opportunities to continue to grow our business in Ecuador, where clear shareholder value can be demonstrated.

2. Track Record

The team at Sunstone has been involved in significant discoveries of porphyry and epithermal copper-gold mineralisation at Tujuh Bukit in Indonesia and Cascabel in Ecuador, and the successful development of the King of the Hills Gold Mine in Western Australia and Koniambo Nickel Mine and Smelter in New Caledonia. The Company has the necessary skill sets to execute Tier 1 projects and is well-placed to repeat that success at Bramaderos and El Palmar.

3. Excellent infrastructure

All projects are supported by established infrastructure, being close to water, power, road infrastructure and ports.

4. Community support

The Board and Management Team take their responsibilities to the host communities seriously and have endeavoured to implement the highest ESG standards throughout our business. Sunstone released its inaugural Sustainability Report in 2023, which details the level of support and engagement with local communities and project stakeholders.

For personal use only

Operating Review

For personal use only

Project Overview

Bramaderos Gold-Copper Porphyry Project (Sunstone 87.5%)

The Bramaderos Project is ideally located immediately adjacent to the Pan American highway in Loja province, southern Ecuador, some 90km (1.5-hour drive) from the city of Loja. It is within close proximity to available hydroelectric power, supporting the economics of potential development opportunities. The project has gentle topography with an average elevation of around 1,100m above sea level. It is supported by nearby commercial airports and significant population centres including the regional city of Loja. The project employs members of the local communities and has ongoing strong community support.

Bramaderos Nov-25 Mineral Resource and Exploration Target

In November 2025, the Company updated the Bramaderos Mineral Resource Estimate ("MRE"), reported in accordance with the JORC Code 2012, of 220Mt at 0.50g/t AuEq (0.33g/t gold and 0.10% copper), for 3.6Mozs gold-equivalent[1,2]. Preliminary pit optimisation was applied to the deposit to constrain the MRE and demonstrate its potential to be mined economically by open pit methods.

In addition, the Total Bramaderos Project Exploration Target (covering both porphyry and epithermal deposit styles) is now between 345 - 549Mt at a grade between 0.45g/t AuEq and 0.73 g/t AuEq for 5.0 and 12.9 Moz AuEq[2]. The Exploration Target range is in addition to the MRE (see Mineral Resource Estimate information on page 17).

1 Refer ASX Announcement on 24 November 2025.

2 The gold equivalent calculation formula for porphyry gold-copper-silver mineralisation at Bramaderos is AuEq(g/t) = (Au grade x Au price x Au recov / 31.1035) + (Ag grade x Ag price x Ag recov / 31.1035) + (Cu grade x Cu price x Cu recov / 100)) / (Au price x Au recov / 31.1035). The prices used were US$1,800/oz gold and US$4.50/lb copper and US$22/oz silver. Recoveries are estimated at 89% for gold, 85% for copper, and 60% for silver based on metallurgical studies. Grades for the Exploration Target are 0.24g/t Au and 0.10% Cu. In Sunstone's opinion all the elements included in the metal equivalents calculation have reasonable potential to be recovered and sold.

Operating Review continued

For personal use only

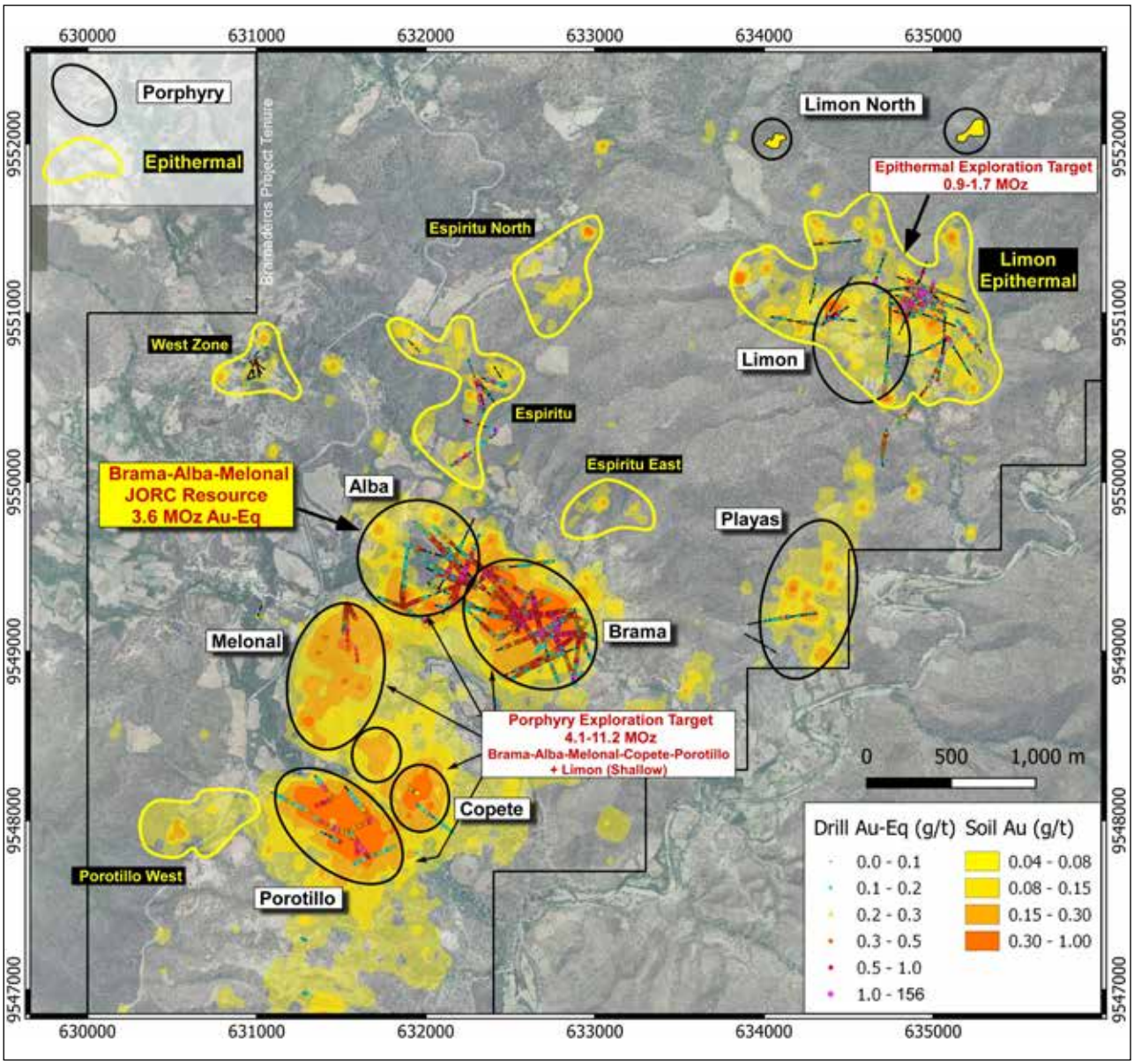

Figure 1: Overview of key prospects on the Bramaderos project, the Brama-Alba-Melonal resource area, and Exploration Target areas defined on the Bramaderos properties. The background image is gold-in-soil, highlighting the potential scale increase to be delivered with more drilling at Bramaderos across multiple targets.

Figure 2: Panorama of the valley taken from Porotillo of Copete, Melonal, Alba and Brama deposits, showing the porphyry systems emerging at surface. The Limon area is behind these hills.

Operating Review continued

Porotillo and Copete

During FY2026, the Company commenced drilling the Porotillo and Copete deposits to the south of Brama-Alba-Melonal, with a total of 25 holes drilled from February 2026 to June 2026 for 4,776m of drilling.

The program delivered consistently long mineralised intersections (as noted in Figure 3 below), with notable intersections at Porotillo including:

- PTDD001: 200m @ 0.42 g/t AuEq2
- PTDD004: 116m @ 0.57 g/t AuEq2
- PTDD006: 200m @ 0.62 g/t AuEq2
- PTDD009: 298m @ 0.40 g/t AuEq2
- PTDD012: 213m @ 0.53 g/t AuEq2
- PTDD017: 106m @ 0.62 g/t AuEq2
- PTDD018: 137m @ 0.58 g/t AuEq2

The Porotillo discovery covers an area of approximately 550m x 240m. The recent drilling results from Porotillo, Copete and Melonal will be included in an expected update to the Mineral Resource Estimate, due to be released in second quarter of FY2026.

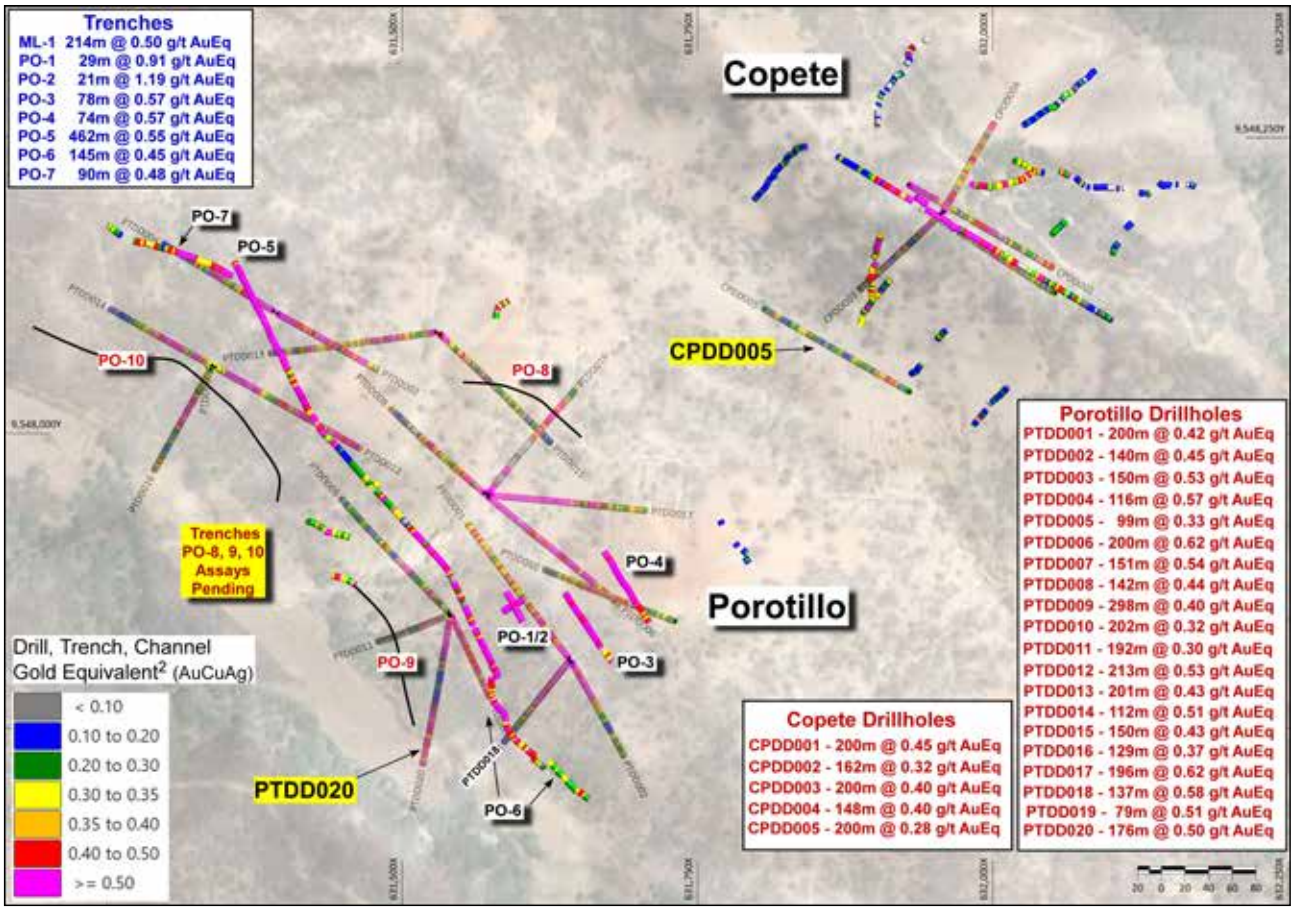

Figure 3: Drill holes and trenching results from exploration program at Porotillo and Copete conducted to 30 June 2026.

For personal use only

Operating Review continued

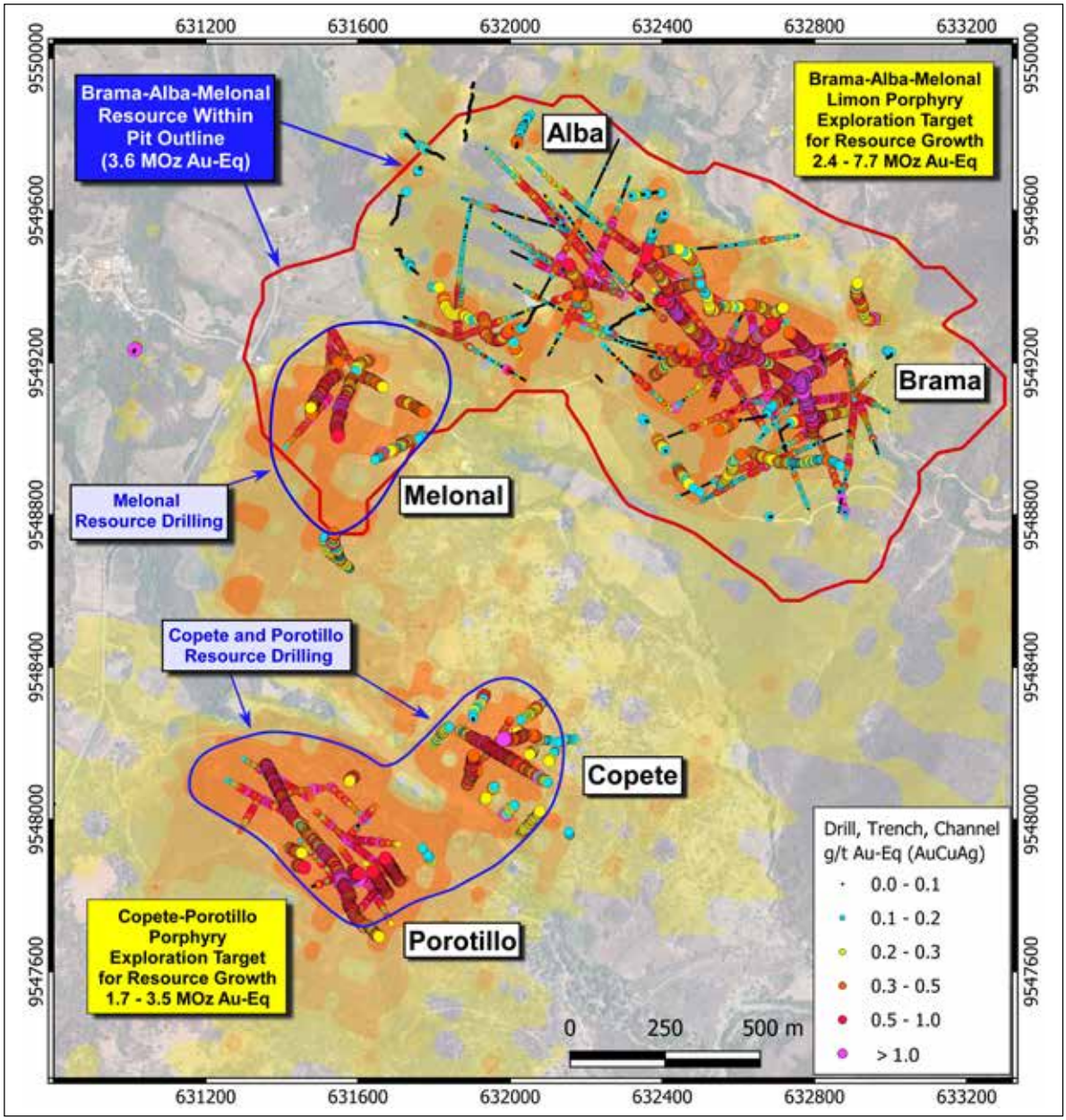

Figure 4: The cluster of five porphyry gold-copper systems in the Bramaderos concessions (Brama, Alba, Melonal, Copete and Porotillo), showing the area where resource drilling in the recent drill program was undertaken at Porotillo, Copete and Melonal to grow the Bramaderos Mineral Resource. Background colour shading is gold in soils.

The Porotillo-Copete discovery means Sunstone has now outlined a 1.8km-long cluster of porphyry gold-copper mineralised intrusions along the Melonal – Copete trend. This trend runs parallel to the Brama-Alba trend and is located only a few hundred metres to the south (see Figure 4).

For personal use only

Operating Review continued

Limon gold-silver epithermal deposit

Located 2.7km northeast of the Brama-Alba-Melonal gold-copper porphyry deposits, the Limon gold-silver epithermal discovery moved from exploration concept to discovery in less than ten months.

The regional Limon gold-silver epithermal domain has an exploration target of between 0.9 and 1.7Moz AuEq4 within 30 to 44Mt at a grade between 0.9 and 1.2g/t AuEq[3,4].

The potential quantity and grade of the Exploration Target is conceptual in nature. There has been insufficient exploration to estimate a Mineral Resource for the target area reported. It is uncertain if further exploration will result in the estimation of a Mineral Resource.

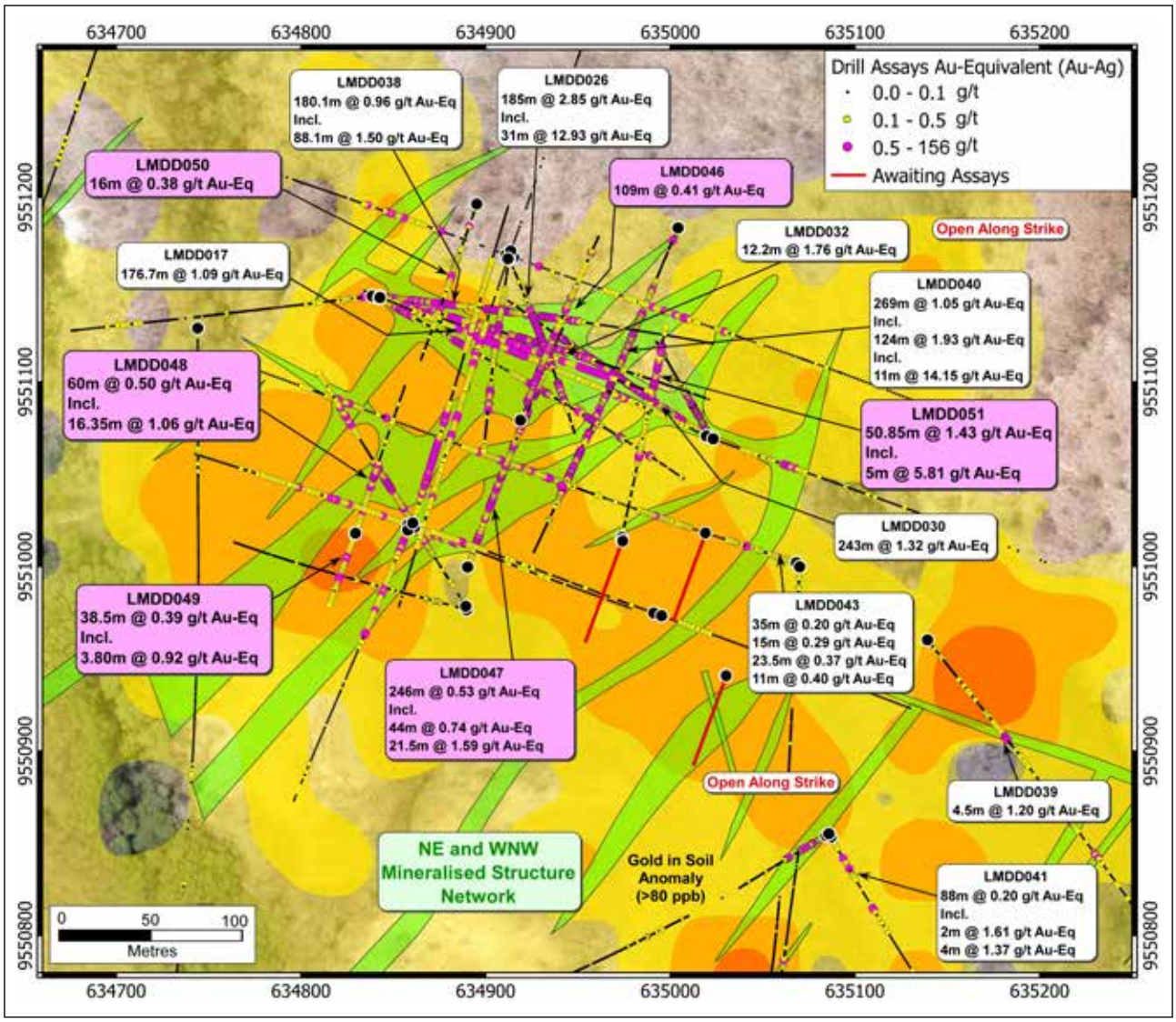

Figure 5: The Limon epithermal gold-silver system in plan view, showing multiple mineralised structures in green. High-grade domains are at intersections of NE- and WNW-trending structures. Recent intersections in holes LMDD048-051 extend mineralisation on the western and eastern sides of the Limon epithermal system. Several additional targets have been defined based on gold-in-soil and zinc-in-soil anomalies, and structural interpretation.

3 Refer ASX Announcement on 5 February 2024.

4 The gold equivalent calculation formula for the Limon epithermal gold-silver mineralisation is AuEq(g/t) = Au(ppm) + (Ag (ppm)/82). The prices used were US$1,800/oz gold and US$22/oz silver. Recoveries are estimated at over 90% for gold and 90% for silver from metallurgical studies. In Sunstone's opinion all the elements included in the metal equivalents calculation have reasonable potential to be recovered and sold.

For personal use only

Operating Review continued

El Palmar Copper-Gold Porphyry Project – Northern Ecuador (Sunstone 82.6% - acquiring up to 100%)

El Palmar is located in northern Ecuador, 60km north-west of Ecuador's capital Quito. Sunstone is acquiring 100% of the El Palmar project and currently holds 82.6% under the Staged Acquisition Agreement. The agreement was initially signed on 12th August 2020, with Amendments signed in June 2024 and July 2026 to enable Sunstone to acquire the outstanding percentage by 1 July 2027.

The property sits on the regionally significant Toachi Fault Zone, the same regional structural belt that hosts the 2.66Bt Alpala copper-gold porphyry deposit grading 0.25g/t gold and 0.37% copper, and the 0.53Bt Tandayama-America deposit grading 0.19g/t gold and 0.24% copper within the Cascabel project (see www.solgold.com.au for details), and is in close vicinity of the 1Bt Llurimagua copper-molybdenum porphyry deposit grading 0.89% copper and 0.04% molybdenum (Figure 6).

Sunstone has identified five porphyry gold-copper targets, with mineralisation extending from surface at the T1, T2 and T5 targets, covering an area of 600m by 600m, and mineralisation at depth for the T3 target.

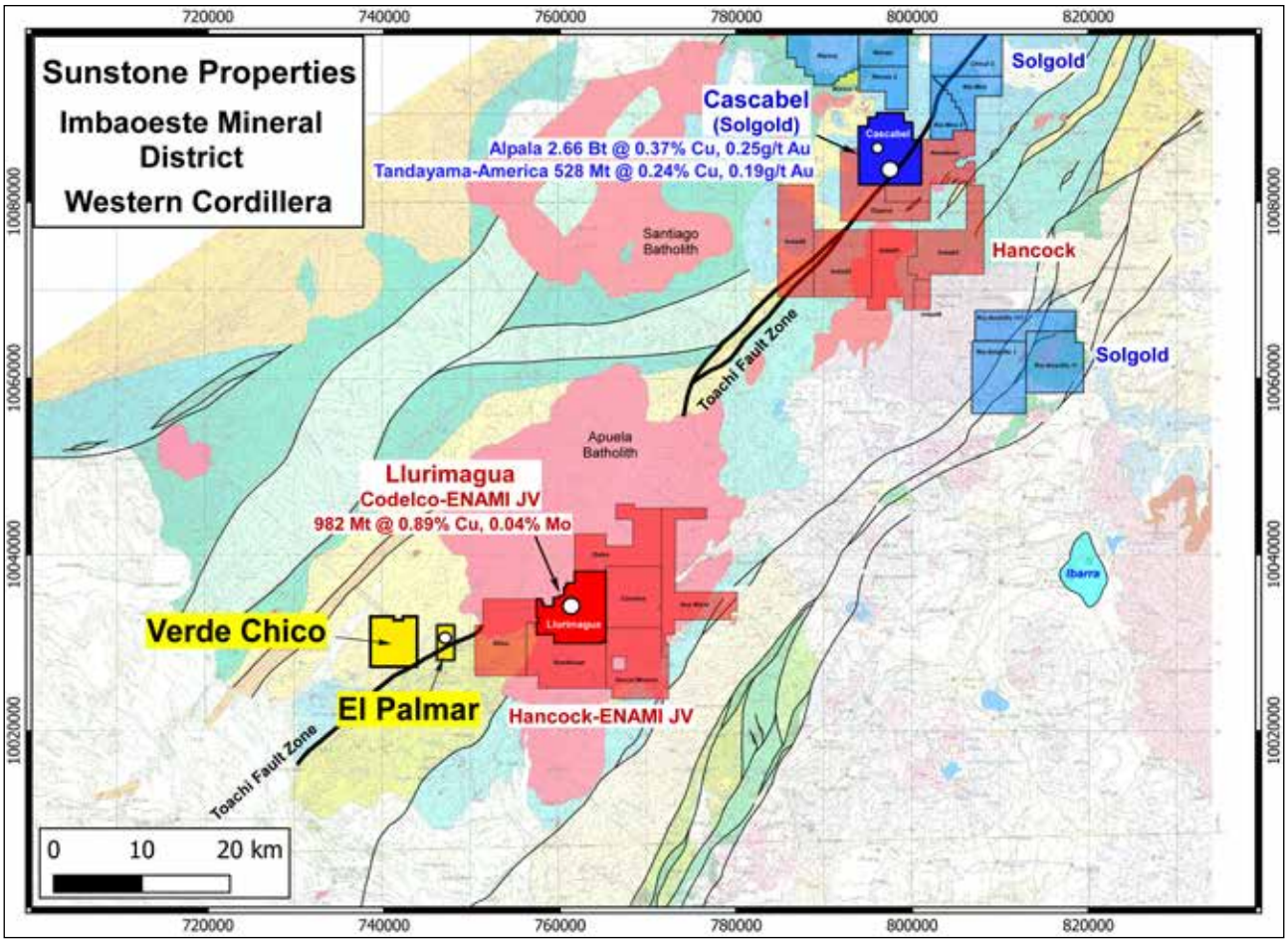

Figure 6: Location of the El Palmar project (and Verde Chico property) relative to the Llurimagua and Cascabel Alpala and Tandayama-America deposits, and the Toachi fault system which is considered important for the localisation of porphyry copper-gold-molybdenum mineralisation in northern Ecuador. Also shown are the concessions held by ENAMI that surround Llurimagua, and which Hanrine (a subsidiary of Hancock Prospecting) have committed to spend US$120 million to earn 49%.

For personal use only

Operating Review continued

El Palmar Mineral Resource estimate

Based on drilling to date at the T1 target at El Palmar, the Company released the inaugural Mineral Resource estimate (MRE) for the T1 target at El Palmar on 22 October 2024 of 64Mt at 0.60g/t AuEq (0.41g/t gold, 0.13% copper and 0.7g/t silver) for 1.2Mozs AuEq[5,6].

The MRE is based on 21 drill holes for 17,699m of drilling (18 drilled by Sunstone in the period August 2021 to July 2022 and 3 drilled by Codelco in 2012) and 1,498 linear metres of trenching in 5 trenches.

T1, which is at surface, is one of five target gold-copper porphyry deposits at El Palmar, and has the potential to be advanced as a large open pit opportunity before undertaking exploration and development of the deeper porphyry opportunities. This MRE establishes a strong platform on which to build a world-scale gold and copper resource inventory at El Palmar.

Following the placement completed in July 2026, the Company is planning on drilling a series of diamond drill holes at El Palmar, including two deep holes targeting the deep gold-copper porphyry target at T3. These holes are expected to be completed within the first half of FY2026, with assay results to be announced when available.

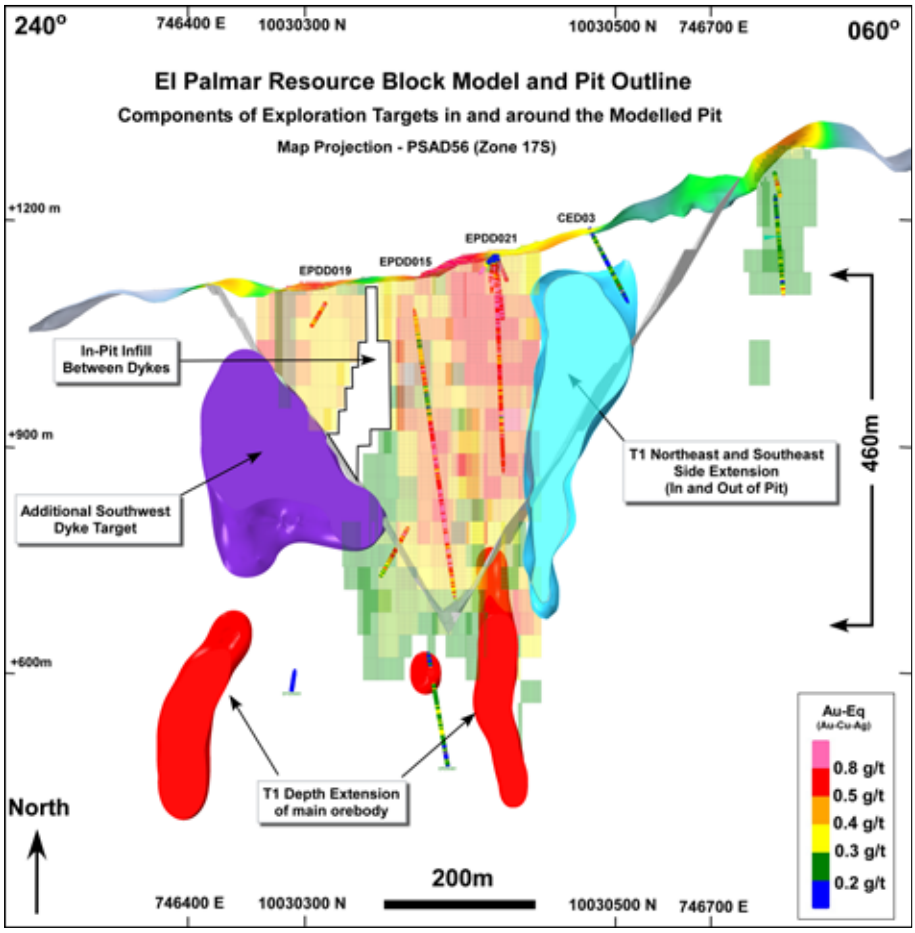

Figure 7: El Palmar T1 resource block model for grades >0.2 g/t Au-Eq and pit outline along a 240-060o cross-section and showing the exploration targets which are located within, on the sides, and immediately below the modelled T1 open pit.

5 Refer ASX Announcement on 22 October 2024.

6 The gold equivalent calculation formula for porphyry gold-copper-silver mineralisation at El Palmar is AuEq (g/t) = ((Au grade x Au price x Au recov / 31.1035) + (Ag grade x Ag price x Ag recov / 31.1035) + (Cu grade x Cu price x Cu recov / 100)) / (Au price x Au recov / 31.1035). The prices applied were US$1,800/oz gold, US$4.50/lb copper and US$22/oz silver. Recoveries are estimated at 90% for gold, 78% for copper (excluded for oxide material), and 60% for silver based on metallurgical studies. Grades for the Exploration Target are 0.30g/t Au and 0.10% Cu. In Sunstone's opinion all the elements included in the metal equivalents calculation have reasonable potential to be recovered and sold.

For personal use only

Operating Review continued

El Palmar Exploration Target

In addition to the inaugural MRE, the Company announced an initial Exploration Target for El Palmar of between 15Moz and 45Moz AuEq[5,6] within 1.0Bt and 1.2Bt at a grade between approximately 0.3g/t to 0.7g/t gold and approximately 0.1% to 0.3% copper for contained metal of between 10Mozs to 27Mozs gold and 1.0Mt to 3.7Mt copper.

The potential quantity and grade of the Exploration Target is conceptual in nature. There has been insufficient exploration to estimate a Mineral Resource for the target area reported. It is uncertain if further exploration will result in the estimation of a Mineral Resource.

The Exploration Target comprises material from the T1, T2 and T3 targets and extends across an area of 1.6km x 1.1km. It includes near-surface mineralisation and deeper mineralisation to depths of 1,500m below surface. The areas of mineralisation captured in the Exploration Target are of dominantly high conviction, geologically robust domains consistent with high aspect ratio, clustered porphyry gold-copper deposits. There is potential for the copper content to increase in areas interpreted to be central to the porphyry systems.

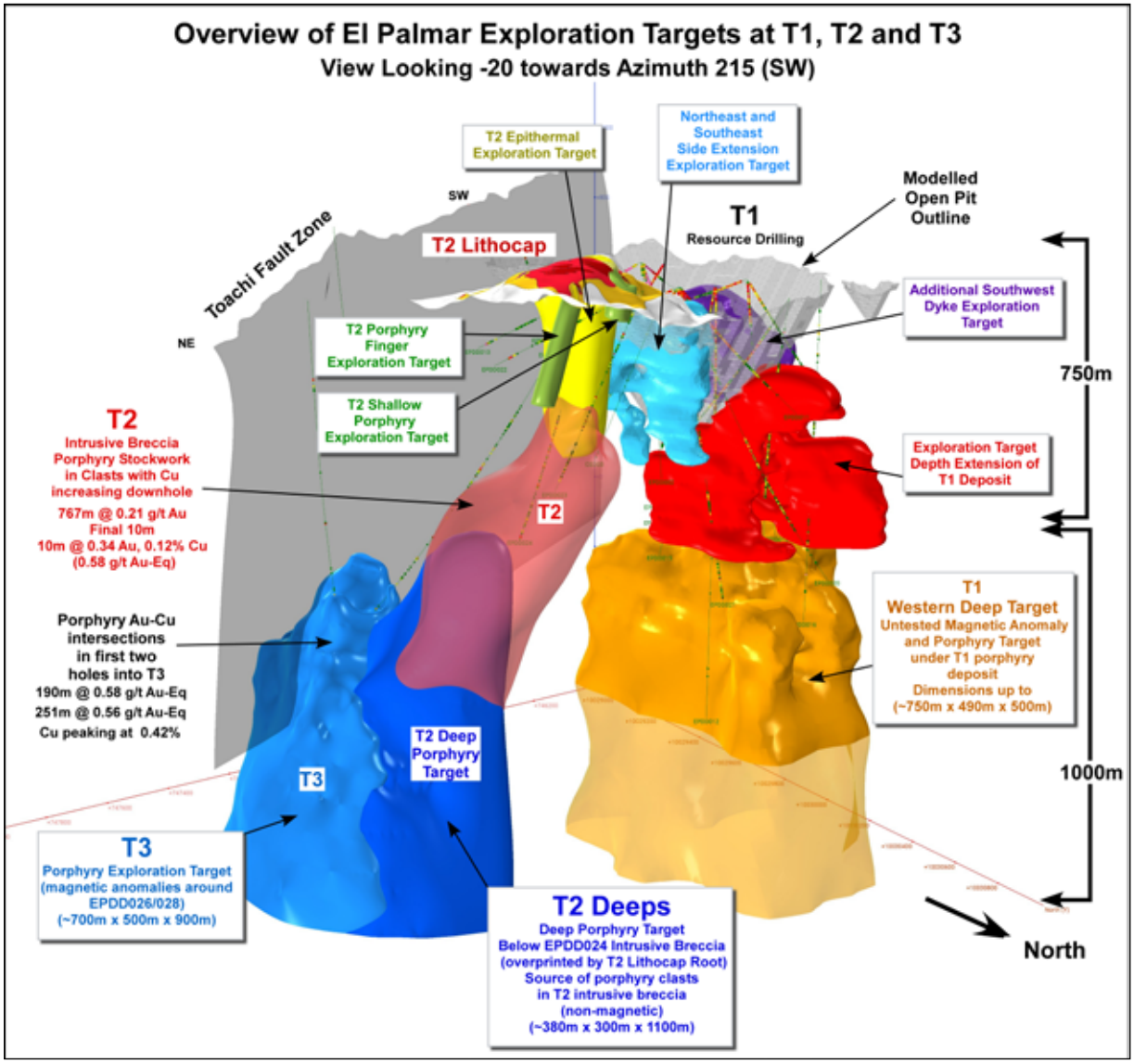

Figure 8: Overview of 9 of the 10 exploration targets defined on the El Palmar concession. View is looking at -20 degrees towards azimuth 215°.

For personal use only

Operating Review continued

As the Exploration Target has been estimated from only three of the five target deposits, there is still immense potential to grow at El Palmar, including in the larger untested magnetic anomalies as highlighted in Figure 9.

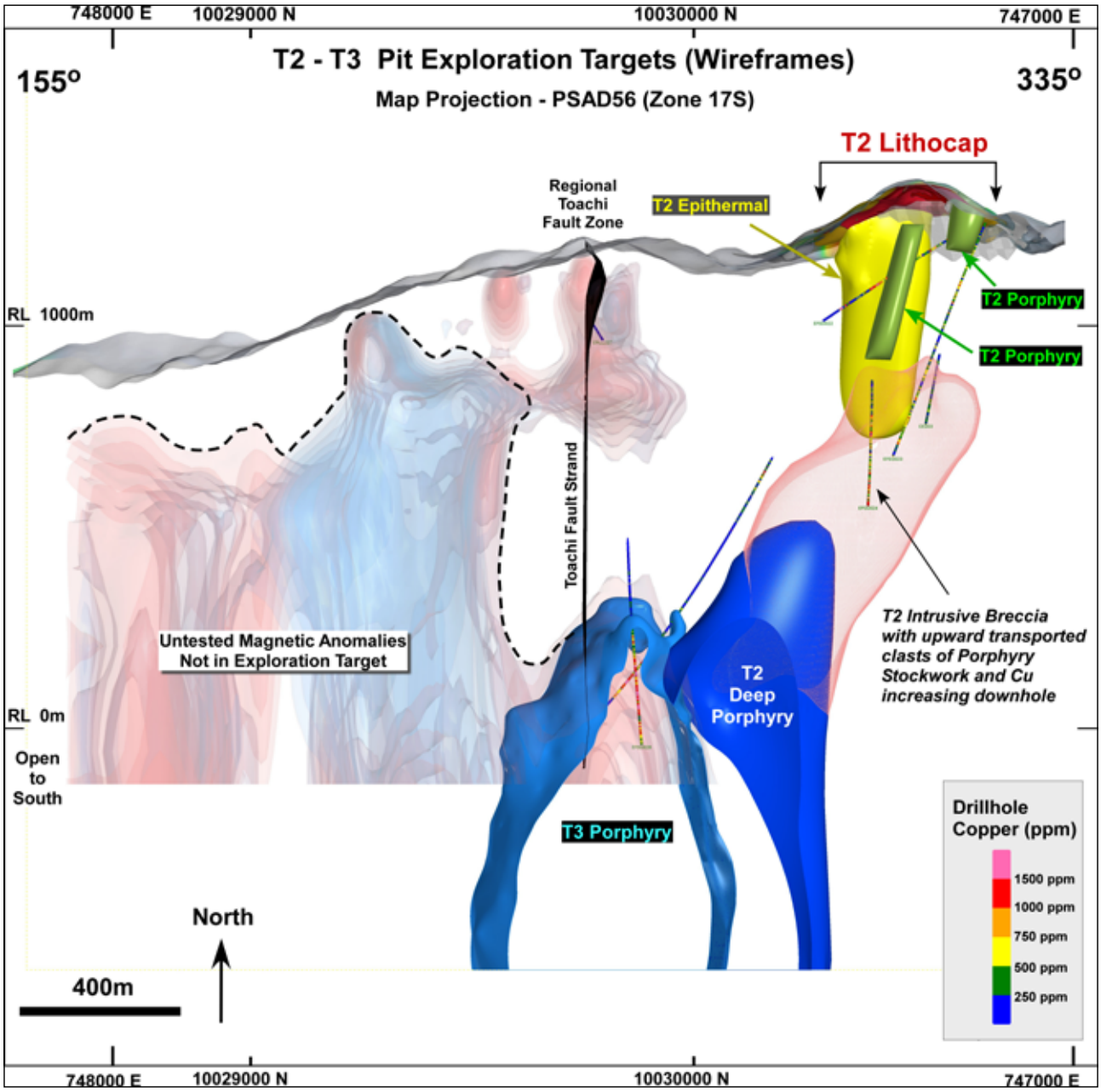

Figure 9: Cross-section showing the T2-related Exploration Targets from surface extending to depth to the large T3 target. Note that the MRE and pit are located 'behind' this image to the west (refer to Figures 7 & 8).

For personal use only

Operating Review continued

For personal use only

Verde Chico Project

Sunstone is acquiring the Verde Chico Project through a Staged Acquisition Agreement signed on 23 September 2022. Verde Chico is located to the west of Sunstone's El Palmar gold-copper porphyry discovery and quadruples Sunstone's land position to 3,672ha in this highly prospective copper-gold belt.

The Verde Chico project was explored by the Rio Tinto group (then called RTZ) in 1992-1995, and by Canadian junior Balaclava Mines in 1998. No exploration has been undertaken on the land since 1998. The historical exploration identified a 1.1km-long gold-in-soil anomaly that is open to the north and south, and which includes several high-grade gold-bearing veins at surface and wide lower-grade zones of gold mineralisation in some drill holes. A total of 12 trenches for 683m were opened and sampled following mineralised structures. A total of 28 drill holes for 4,436m were drilled by RTZ and Balaclava.

Historical exploration comprised regional stream sediment sampling, soil sampling, limited geophysics (CSAMT), trench sampling, and diamond drilling. The soil sampling by Rio Tinto, which defined the >1.1km long gold-in-soil anomaly, is coincident with a CSAMT resistivity anomaly. This area was drilled at several locations and returned significant intervals of gold mineralisation, including 68.5m at 1.05g/t gold from surface in hole RVC-08, including 1m at 11.3g/t gold from 40.5m.

Operating Review continued

Sustainability Activities

Sunstone is committed to building its Environmental, Social, and Governance (ESG) credentials. Through our actions, we can make our operations safer, our decision-making more transparent, our communities increasingly resilient and our environmental stewardship stronger. In short, how we can improve our business.

In November 2023, we published our first sustainability report, which marks an important milestone in our efforts to provide greater transparency regarding our ESG performance. More significantly, it serves as a benchmark against which we can identify opportunities for improvement and measure future progress.

We firmly believe that responsible mining can be transformative for the development of communities in Ecuador, and we are committed to being a part of this positive change. Our prioritisation of local employment and procurement is one element of change that has significant indirect benefits, such as supporting the growth of the formal economic sector in rural areas and greater participation in the local economy, benefiting local businesses. We have also continued to invest in communities' infrastructure, health, education, and business development through joint initiatives with local organisations and authorities to address local needs.

Sunstone remains committed to respecting and protecting human rights and ensuring early, transparent, and inclusive consultation and engagement with landowners and communities related to our activities. This includes incorporating their views into our decision-making and developing long-term partnerships.

We are conscious of our responsibility to safeguard Ecuador's natural heritage. We are committed to maintaining high standards of environmental management, which is reflected in our consistently strong environmental compliance. We also strive to maximise our positive impact on the environment through reforestation activities and by contributing to research and data collection about local species.

Sunstone has continued its efforts to provide a safe, healthy and diverse workplace, which is essential to being able to attract and retain employees of the highest calibre. Our health and safety performance, as well as the representation of women within our technical teams, are steps in the right direction within our ESG strategy.

To read more about our commitment to sustainability, our ESG performance and case studies, refer to Sunstone's inaugural Sustainability Report which was published in November 2023.

Material Business Risks

The business of the Group is a mineral exploration company in the porphyry copper-gold space. Exploration activities involve various inherent risks, including the risk that exploration may be unsuccessful or the risk that laws may change in various jurisdictions in which we operate, that could have a negative impact, resulting in potential impairment in the value of the tenements, limiting access to capital, diminishing the cash reserves of the Group and possible relinquishment of the tenements. The Group undertakes regular detailed risk assessments to identify risks to the business and develop mitigation strategies.

For personal use only

Operating Review continued

Bramaderos Mineral Resource and Exploration Targets

The current Mineral Resource estimate (MRE), from the Brama-Alba target, reported in accordance with the JORC Code7F is 220Mt at 0.50g/t AuEq[2] (0.33g/t gold and 0.10% copper) at a cut-off grade of 0.3g/t AuEq, for 3.6Mozs AuEq2 (see Table 1 below for more detail). Preliminary pit optimisation was applied to the deposit to constrain the MRE and demonstrate the potential to be mined economically by open pit methods.

In addition to this MRE, the Bramaderos project has a porphyry Exploration Target reported in accordance with the JORC Code. It consists of between approximately 315 and 505Mt at a grade between 0.41 and 0.68g/t AuEq[1,2] (gold + copper) for contained metal of between 4.1Moz and 11.2Moz AuEq (see Table 3).

Further, an initial Exploration Target for the Limon epithermal gold-exploration target has been developed in accordance with the JORC code, consisting of 0.9Moz to 1.7Moz AuEq within 30 to 40Mt at a grade of 0.9 to 1.2g/t AuEq[3,4] (see Table 4).

Table 1 – Bramaderos Mineral Resource estimate

JORC Classification	Tonnage (Mt)	Au (g/t)	Cu (%)	Ag (g/t)	AuEq[2] (g/t)	AuEq[2] (Mozs)
Indicated	40	0.38	0.10	1.26	0.56	0.6
Inferred	190	0.32	0.10	1.14	0.49	2.9
Total	**220**	**0.33**	**0.10**	**1.16**	**0.50**	**3.6**

Table 2 – Mineral Resource estimate at various cut-off grades (reported at 0.3g/t AuEq)

Cut Off AuEq (g/t)	Tonnage (Mt)	AuEq (g/t)	AuEq (Moz)	Au (g/t)	Au (Moz)	Cu (%)	Cu Metal (Kt)	Ag (g/t)	Ag Metal (Moz)
0.2	300	0.44	4.2	0.29	2.7	0.09	260	1.05	10.1
0.3	**220**	**0.50**	**3.6**	**0.33**	**2.3**	**0.10**	**220**	**1.16**	**8.2**
0.4	150	0.58	2.8	0.38	1.8	0.11	170	1.28	6.2
0.5	90	0.66	1.9	0.45	1.3	0.12	110	1.38	4.0

The company confirms that it is not aware of any new information or data that materially affects the information included in the original market announcement for the Mineral Resource estimate and Exploration Target referred to above and, that all material assumptions and technical parameters underpinning the estimates continue to apply and have not materially changed. The company confirms that the form and context in which the Competent Person's findings are presented have not been materially modified from the original market announcement.

7 Australasian Code for Reporting of Exploration Results, Mineral Resources and Ore Reserves. The JORC Code, 2012 Edition. Prepared by: The Joint Ore Reserves Committee of The Australasian Institute of Mining and Metallurgy, Australian Institute of Geoscientists and Minerals Council of Australia (JORC).

For personal use only

Operating Review continued

For personal use only

Table 3 – Bramaderos porphyry exploration target

Exploration Target	Min Tonnage (MT)	Max Tonnage (MT)	Metal Content Min kAuEq[2,4] ounces	Metal Content Max kAuEq[2,4] ounces	Metal Content Min Moz AuEq[2,4]	Metal Content Max Moz AuEq[2,4]
New Copete-Porotillo (Po)[2]	135	180	1,700	3,500	1.70	3.50
Updated Brama-Alba-Melonal-Limon (Po)[2]	180	325	2,400	7,700	2.40	7.70
SUB-TOTAL PORPHYRY	**315**	**505**	**4,100**	**11,200**	**4.10**	**11.20**
Limon (Epithermal)[3,4]	30	44	900	1,700	0.90	1.70
BRAMADEROS PROJECT TOTAL	**345**	**549**	**5,000**	**12,900**	**5.00**	**12.90**

Exploration Target	Min Tonnage (MT)	Max Tonnage (MT)	Min Grade Au (g/t)	Min Grade Cu (%)	Min Grade Ag (g/t)	Min Grade AuEq (g/t)[1,4]
New Copete-Porotillo (Po)	135	180	0.25	0.10	–	0.40
Updated Brama-Alba-Melonal-Limon (Po)	180	325	0.26	0.10	–	0.41
SUB-TOTAL PORPHYRY	**315**	**505**	**0.26**	**0.10**	**–**	**0.41**
Limon (Epithermal)	30	44	0.80	–	12	0.90
BRAMADEROS PROJECT TOTAL	**345**	**549**	**0.30**	**0.09**	**1.0**	**0.45**

Exploration Target	Min Tonnage (MT)	Max Tonnage (MT)	Max Grade Au (g/t)	Max Grade Cu (%)	Max Grade Ag (g/t)	Max Grade AuEq (g/t)[1,4]
New Copete-Porotillo (Po)	135	180	0.40	0.12	–	0.60
Updated Brama-Alba-Melonal-Limon (Po)	180	325	0.54	0.12	–	0.74
SUB-TOTAL PORPHYRY	**315**	**505**	**0.48**	**0.12**	**–**	**0.68**
Limon (Epithermal)	30	44	1.10	–	15.8	1.20
BRAMADEROS PROJECT TOTAL	**345**	**549**	**0.54**	**0.11**	**1.3**	**0.73**

Table 4 – Limon epithermal gold exploration target

	Tonnage (Mt)		Minimum Grade			Maximum Grade			Metal Content (AuEq Mozs)	
Exploration Target	Min	Max	Au (g/t)	Cu (%)	Au Eq (g/t)	Au (g/t)	Cu (%)	Au Eq (g/t)	Min	Max
Central Shoot	20	31	0.8	12.0	0.9	1.1	15.8	1.2	580	1,200
Domain surrounding Central Shoot	5	7	0.8	12.0	0.9	1.1	15.8	1.2	145	270
Anomaly A	1.7	2	0.8	12.0	0.9	1.1	15.8	1.2	50	75
Anomaly B	1.7	2	0.8	12.0	0.9	1.1	15.8	1.2	50	75
Anomaly C	1.7	2	0.8	12.0	0.9	1.1	15.8	1.2	50	75
Total	**30**	**44**			**0.9**			**1.2**	**875**	**1,700**

Due to the effect of rounding, the total may not represent the sum of all components

Operating Review continued

El Palmar Mineral Resource and Exploration Target

The initial MRE, from the T1 target only, is 64Mt at 0.60g/t AuEq10F6 (0.41g/t gold, 0.13% copper and 0.7g/t silver) for 1.2Mozs AuEq[1] at a cut-off grade of 0.4g/t AuEq6 (reported in accordance with the JORC Code11F7, see Table 4 below for more details). Preliminary pit optimisation was applied to the deposit to constrain the MRE and demonstrate the potential to be mined economically by open pit methods (Figures 7 and 8). A very low strip ratio is implied by the block model geometry within the pit.

Table 5 – El Palmar Mineral Resource estimate

		Average Grade					Material Content			
JORC Classification	Tonnage	AuEq[6]	Au (g/t)	Ag (g/t)	Cu (ppm)	Cu (%)	AuEq (Koz)	Au (Koz)	Ag (Koz)	Cu (Kt)
Indicated	5	0.63	0.42	0.81	1,456	0.15	100	100	100	7
Inferred	59	0.59	0.40	0.65	1,290	0.13	1,100	700	1,200	70
Total	**64**	**0.60**	**0.41**	**0.66**	**1,301**	**0.13**	**1,200**	**800**	**1,300**	**80**

Table 6 – El Palmar Mineral Resource estimate at various cut-off grades (Total as both Indicated and Inferred)

			Average Grade					Material Content			
Material	Cutoff AuEq (g/t)	Tonnage (Mt)	AuEq (g/t)	Au (g/t)	Ag (g/t)	Cu (ppm)	Cu (%)	AuEq (Koz)	Au (Koz)	Ag (Koz)	Cu (Kt)
Oxide	0.10	12	0.30	0.29	0.56	793	0.08	100	200	100	0
	0.20	8	0.39	0.39	0.63	923	0.09	100	200	100	0
	0.30	5	0.48	0.48	0.71	1,036	0.10	100	100	100	0
	0.40	**3**	**0.55**	**0.54**	**0.75**	**1,109**	**0.11**	**100**	**100**	**100**	**0**
	0.50	2	0.65	0.64	0.84	1,138	0.11	0	0	0	0
	0.60	1	0.74	0.73	0.73	1,067	0.11	0	0	0	0
Transitional and Fresh	0.10	119	0.43	0.28	0.51	984	0.10	1,600	1,000	1,600	120
	0.20	101	0.48	0.31	0.55	1,088	0.11	1,600	1,000	1,500	110
	0.30	80	0.54	0.36	0.61	1,203	0.12	1,400	900	1,300	100
	0.40	**61**	**0.60**	**0.40**	**0.66**	**1,311**	**0.13**	**1,200**	**800**	**1,100**	**80**
	0.50	41	0.67	0.45	0.73	1,435	0.14	900	600	900	60
	0.60	25	0.75	0.51	0.82	1,566	0.16	600	400	600	40
All	0.10	131	0.42	0.28	0.51	966	0.10	1,800	1,200	1,700	120
	0.20	109	0.47	0.32	0.55	1,076	0.11	1,700	1,200	1,600	110
	0.30	85	0.54	0.36	0.61	1,193	0.12	1,500	1,000	1,400	100
	0.40	**64**	**0.60**	**0.41**	**0.66**	**1,301**	**0.13**	**1,200**	**800**	**1,300**	**80**
	0.50	43	0.67	0.46	0.74	1,424	0.14	900	600	900	60
	0.60	26	0.75	0.52	0.82	1,548	0.15	600	400	600	40

Due to the effect of rounding, the total may not represent the sum of all components

For personal use only

Operating Review continued

The initial El Palmar Exploration Target is between approximately 1.0Bt and 1.2Bt at a grade between approximately 0.3g/t to 0.7g/t gold and approximately 0.1% to 0.3% copper for contained metal of between 10M ozs to 27Mozs gold and 1.0Mt to 3.7Mt copper (see Table 7). The Exploration Target range is in addition to the maiden MRE.

The Exploration Target has been reported in accordance with the JORC Code7. The potential quantity and grade of the Exploration Target is conceptual in nature. There has been insufficient exploration to estimate a Mineral Resource for the target area reported. It is uncertain if further exploration will result in the estimation of a Mineral Resource.

The company confirms that it is not aware of any new information or data that materially affects the information included in the original market announcement for the Mineral Resource estimate and Exploration Target referred to above and, that all material assumptions and technical parameters underpinning the estimates continue to apply and have not materially changed. The company confirms that the form and context in which the Competent Person's findings are presented have not been materially modified from the original market announcement.

Table 7 – El Palmar Exploration Target

Target	Area	Tonnes Lower (Mt)	Tonnes Upper (Mt)	Gold Grade Range (g/t)	Copper Grade Range (%)	Type
T1	Additional Southwest Dyke target	18	22	0.30-0.60	0.10-0.18	Porphyry
T1	Northeast and Southeast Side Extension (In and Out of Pit)	35	41	0.30-0.60	0.10-0.18	Porphyry
T1	In-Pit infill between Dykes	8	9	0.30-0.60	0.10-0.18	Porphyry
T1	Depth Extensions of Main Orebody	50	55	0.20-0.40	0.10-0.30	Porphyry
T1	Western Deep Target	300	340	0.30-0.60	0.10-0.20	Porphyry
T2	Shallow Porphyry Mineralisation around Collars of EPDD022/023	1	2	0.20-0.40	0.1-0.2	Porphyry
T2	Porphyry finger above/below EPDD022: 217-287m intersection	3	4	0.20-0.40	0.10-0.20	Porphyry
T2	Vertical extents of epithermal domain above/below EPDD024	20	30	0.30-0.40	0.02-0.05	Epithermal
T2	Deep Porphyry Target below EPDD024 intrusive breccia	200	225	0.30-0.70	0.10-0.30	Porphyry
T3	Magnetic anomalies around EPDD026/028	400	500	0.30-0.70	0.10-0.30	Porphyry
	Subtotal	**1035**	**1228**	**0.30-0.70**	**0.10-0.30**	
				Grade Weighted + Rounded		
	Contained gold	**10.0 – 27.6 Mozs**				
	Contained copper	**1.0 – 3.7 Mt**				
	Contained gold-equivalent	**15 – 45 Mozs**				

Due to the effect of rounding, the total may not represent the sum of all components

For personal use only

Operating Review continued

For personal use only

Mineral Resource Estimation Governance Statement

All Mineral Resource estimates reported by Sunstone Metals Limited are prepared by independent, qualified mining industry professionals and in accordance with the 'Australasian Code for Reporting of Exploration Results, Mineral Resources and Ore Reserves' (the JORC Code) 2012 Edition. Competent Persons named by the Company are Members of the Australasian Institute of Mining and Metallurgy and qualify as Competent Persons as defined in the JORC Code.

The Competent Persons have reviewed Sunstone's sampling and Quality Control and Quality Assurance (QA/QC) practices to ensure samples are representative and unbiased, and that assay results are obtained with the appropriate level of confidence. Sunstone also produces internal Mineral Resource estimates synchronously with, but independent of, the Mineral Resource Estimates determined by the qualified mining industry professionals as an audit of the external result.

The tables above set out Mineral Resources for 2026, with no change to the overall tonnes and grade or Mineral Resource classification from the Initial Mineral Resource reported on 22 October 2024 for El Palmar, and 24 November 2025 for Bramaderos.

The potential tonnage, grade and quantity of an Exploration Target are conceptual in nature. There has been insufficient exploration to estimate a Mineral Resource for the target area reported. It is uncertain if further exploration will result in the estimation of a Mineral Resource.

Competent Persons Statement

The information in this report that relates to Exploration Targets and exploration results is based upon information reviewed by Dr Bruce Rohrlach who is a Member of the Australasian Institute of Mining and Metallurgy. Dr Rohrlach is a full-time employee of Sunstone Metals Ltd and has sufficient experience which is relevant to the style of mineralisation and type of deposit under consideration and to the activity which he is undertaking to qualify as a Competent Person as defined in the 2012 Edition of the "Australasian Code for Reporting of Exploration Results, Mineral Resources and Ore Reserves". Dr Rohrlach consents to the inclusion in the report of the matters based on his information in the form and context in which it appears.

The information in this report that relates to Mineral Resources for Bramaderos and El Palmar is based on information compiled by Mr Rob Spiers. Mr Rob Spiers is a full-time employee of Spiers Geological Consultants (SGC), and is a Member of the Australasian Institute of Geoscientists (AIG). Mr Rob Spiers has sufficient experience relevant to the style of mineralisation and type of deposit under consideration and to the activity which he is undertaking to qualify as a Competent Person as defined in the 2012 Edition of the Australasian Code for the Reporting of Exploration Results, Mineral Resources and Ore Reserves (JORC Code). Mr Spiers holds 0.012% of the ordinary shares on issue of Sunstone Metals, and this shareholding does not constitute a substantial holding in the Company, nor does it impair Mr Spiers's ability to provide an objective and unbiased assessment. The shareholding is disclosed in accordance with the JORC code transparency provisions. Mr Rob Spiers consents to the disclosure of the information in this report in the form and context in which it appears.

Information on Exploration Targets

Bramaderos

The Bramaderos porphyry Exploration Target within the Bramaderos concession is estimated from 3 areas – the extensions to the Brama-Alba system that are not captured in the Mineral Resource estimate (MRE), and mineralisation drilled at the targets of Melonal and Limon porphyry mineralisation.

The Exploration Target does not include known porphyry mineralisation at Sandia, Porotillo, Playas, Copete or Yeso. It was decided to not include these areas because Sunstone has not yet completed any or sufficient drilling in these areas. Some historical drilling has been completed at Porotillo. Further work in these areas will be undertaken and they are expected to contribute to an expanded Exploration Target in future.

Several areas of mineralisation have been identified outside of the area of the MRE. The MRE captured all material within a 'Mineralisation Wireframe', and within an economically modelled pit. Some drill holes that intersected mineralisation are outside the mineralisation wireframe, and either within or outside the pit. Inadequate drilling exists in these areas to show continuity. Furthermore, the effect of the reasonable prospects of economic extraction was to exclude 14% of material. This material has been captured in the Exploration Target.

Operating Review continued

For personal use only

Six domains were identified as having clear potential for additional mineralisation and these were reviewed either on a depth slice basis, or a block basis. Volumes were calculated and grade was assigned based on nearby data and on comparison with the overall Brama-Alba grade.

The Melonal target is a continuation of the Brama-Alba system. It is geologically grouped with Brama-Alba. Recent drilling by Sunstone, and historical drilling from 2007, has confirmed that the Melonal target is mineralised, and that mineralisation is hosted in rocks the same as those drilled at the nearby Brama-Alba deposit. The mineralised rocks are coincident with a discrete sub-vertical magnetic anomaly measuring up to 400m in diameter, and with a vertical extent of over 1,000m. The Exploration Target for Melonal was considered to a depth of 500m. The Melonal target straddles the approved Bramaderos-01 and Bramaderos-02 concessions.

Sunstone has drilled 8 effective diamond holes at the Limon porphyry target. Mineralisation has been intersected in a number of holes. A trench (LM_TR_01) was completed at Limon prior to drilling in an area of outcropping stockwork veining and minor secondary copper mineralisation. It returned 97m at 0.73g/t gold and 0.23% copper. A recent hole drilled under the trench has intersected similar stockwork veined intrusive and contains chalcopyrite.

This area around Trench TR_LM_01 has been included in the porphyry Exploration Target where more drilling is required to allow inclusion in a Mineral Resource estimate.

This target area will be further explored with drilling programs to be executed over the next two years, subject to the Company's funding ability.

Copete and Porotillo

The Copete and Porotillo exploration targets are areas of outcropping porphyry stockwork veining that occur within an extensive gold and copper soil geochemical anomaly. These areas have seen substantial historical drilling (13 drill holes) with extensive mineralised intersections, plus widespread rockchip sampling of surface mineralisation, channel sampling in ravines and an extensive mineralised trench ML-01 at Copete that assayed 214m @ 0.50 g/t AuEq2 (ASX announcement 12 November 2024).

At Porotillo, within the main body of the gold-in-soil geochemical anomaly, an extensive early-mineral quartz diorite intrusion hosts overprinting porphyry-related, disseminated and vein stockwork mineralisation over an area spanning up to approximately 530m by 310m. Very substantial historic drill intersections were encountered at Porotillo.

Two domains were modelled to generate the Copete-Porotillo exploration target to depths of 200m and 400m below surface.

This target area will be further explored with drilling programs to be executed over the next two years, subject to the Company's funding ability.

Limon epithermal

The Limon epithermal Exploration Target was estimated on target prospects where there was a combination of diamond drilling (by Sunstone), geological mapping, trenching, geochemistry (soils) and to a lesser extent geophysical data (magnetics) which could support the geological and mineralisation concept model.

The Limon alteration area has been covered with soil sampling on a 50m x 50m grid. This survey is an important exploration method which identified several gold-in soil anomalies that are primary targets for drilling. The soil geochemical data is further interpreted using related element associations typical of epithermal systems, such as areas of somewhat coincident gold, silver, zinc, lead, copper, tellurium and arsenic. Target areas have also been strengthened using alteration mineralogy from a hand-held Terraspec instrument. These data assist in mapping the alteration zones most likely to be associated with epithermal mineralisation.

Drilling at Limon has also intersected a high sulphidation system in holes LMDD004 and 006, which included intersections of 13.3m at 0.43% copper and 0.11g/t gold, within 59.6m at 0.16% copper.

Standard geological mapping and rock chip sampling has also been undertaken across the Limon target area.

The volume ranges for the initial Exploration Target in the Central Shoot were estimated using cross sections and 3-D modelling in Leapfrog software, based upon an analysis of drilling, mineralised rock types, grade distribution, potential for extrapolation of mineralisation continuity and interpreted geological risk.

Operating Review continued

The volume ranges for the other components were estimated from geological interpretation and guided by extent of surface geochemical anomalism, supplemented by preliminary drilling. A conservative approach was taken to the potential distribution of gold and silver bearing veins.

This target area will be further explored with drilling programs to be executed over the next two years, subject to the Company's funding ability.

El Palmar

The Exploration Target within the El Palmar concession is estimated from within the T1, T2 and T3 areas.

The Exploration Target does not include interpreted or known porphyry mineralisation at the T4 and T5 target areas. It was decided to not include these areas because Sunstone has not yet completed any drilling at T4 and has conducted only minor drilling at T5. Further work in these areas will be undertaken and they are expected to contribute to an expanded Exploration Target in future.

The components of the exploration target are based on a combination of diamond drilling conducted by Codelco (during 2012) and by Sunstone (during 2022 and 2023), ground magnetics, multi-element soil sampling, multi-element rock chip and channel sampling, mulit-element trench sampling and deep magnetic inversion anomalies modelled from ground magnetic data.

Wireframes of the areas within the Exploration Target areas were created in Leapfrog software using data interpreted from the Mineral Resource block model, iso-surface contours of modelled magnetic intensities, and grade ranges in available diamond drill holes. The volumes were multiplied by a specific gravity of 2.72g/cc (the average density of the T1 resource) to determine the tonnage range of the target. Grade ranges were determined with reference to drill intersection and surface rock chip assays.

The next step in testing these targets is primarily diamond drill testing. The targets have been adequately defined, but drill programs still require detailed planning regarding the number of drill holes, their azimuths, dips, and final depths. Drilling of these targets will be undertaken over the next two years, subject to the company's funding availability.

TENEMENT SCHEDULE

Gold-Copper Tenements – Ecuador

Tenement Holder	Tenement Name	Location	Status	Sunstone Ownership
Bramaderos S.A.	Bramaderos[A]	Loja, Ecuador	Granted	87.5%
Bramaderos S.A.	Bramaderos 02	Loja, Ecuador	Granted	87.5%
Bramaderos S.A.	Cueva de Leon	Loja, Ecuador	Granted	87.5%
Golden Exploration Ecuador S.A.	Los Mandari-yacus (El Pal-mar)[B]	Imbabura, Ecuador	Granted	82.6%[B]
Compania Minera Verde Chico CIA Ltda	Verde Chico[C]	Imbabura, Ecuador	Granted	0%

Notes

A: Sunstone announced on 7 January 2020 that the terms of the Earn-in Joint Venture with TSX-V listed Cornerstone Capital Resources (subsequently merged with SolGold PLC) had been amended to provide Sunstone with an immediate 87.5% interest and SolGold with a loan-carried 12.5% interest in Bramaderos S.A. (formerly named La Plata Minerales S.A.), the holder of the Bramaderos concession.

B: Sunstone announcement 12 August 2020 regarding a Staged Acquisition Agreement for 100% of the El Palmar project, as amended in June 2024 and July 2026. Sunstone can acquire the remaining 17.4% by 1 July 2027.

C: Sunstone announcement 21 June 2022 regarding a Letter of Intent to acquire 100% of the Verde Chico Project, located to the west of Sunstone's El Palmar gold-copper porphyry discovery in northern Ecuador, through a Staged Acquisition Agreement, signed 23 September 2022, from the Verde Chico Group.

For personal use only

Directors' Report

Your Directors present their report on Sunstone Metals Ltd ("**Sunstone**" or "**Company**") and the entities it controlled ("**Consolidated Entity**" or "**Group**") for the financial year ended 30 June 2026.

Directors

The following persons were Directors of Sunstone Metals Ltd any time during the financial year and up to the date of this report:

Mr Malcolm Norris	Non-executive Chair
Mr Patrick Duffy	CEO & Managing Director
Mr Stephen Stroud	Non-Executive Director
Mr Neal O'Connor	Non-Executive Director

Principal activities

During the period, the principal activities of the Group consisted of mineral exploration and evaluation.

Dividends

No dividends were paid or recommended to be paid to members during the financial period.

Review of operations

Refer to the Operating Review contained in the Annual Report for further discussion regarding the Company's operations.

A summary of consolidated other income and results is set out below:

	2026 $	2025 $
Interest and other income	**105,522**	104,628
Profit/(loss) before income tax	**(2,607,786)**	(2,406,942)
Income tax expense	**–**	–
Profit/(loss) attributable to members of Sunstone Metals Limited	**(2,607,786)**	(2,406,942)
Profit/(loss) attributable to non-controlling interests	**–**	–

Earnings per share	2026 cents	2025 cents
Basic and diluted earnings per share[1]	**(1.2)**	(1.4)

(1) Restated for 1:30 consolidation completed in March 2026

Financial Performance

During the year ended 30 June 2026, the Group incurred a loss of $2,607,786 (2025: loss of $2,406,942). Lower administration costs have been offset by higher salary costs to support increased site activities, including the restart of drilling at Bramaderos. Employee benefits expense increased to $1,666,348 (2025: $1,315,441). Interest income increased, with $105,522 earned in the current year (2025: $67,661), with the increase attributable to higher cash balances held during the year compared with prior year.

Financial Position

The Company's non-current assets increased from $91,896,094 at 30 June 2025 to $97,458,657 at 30 June 2026 with capitalised drilling costs at Bramaderos driving the current year increase, The Company's current assets were lower at $2,169,083 (30 June 2025: to $3,168,636) at 30 June 2026, largely due to a lower cash balance, with $9,250,945 (net of fees) received in July 2026 from the Placement announced on 29 June 2026.

At the end of the financial year, the Group had cash balances of $1,666,655 (2025: $2,674,579) and net assets of $98,160,754 (2025: $94,129,224). Total liabilities amounted to $1,466,986 (2025: $935,506) and included trade, other payables, and provisions.

During the year, the Company had an increase in contributed equity of $7,508,837, after fees, for the placement in December 2025. The contribution from options exercised during the period was $2,138,846. Additionally, a Placement was announced on 29 June 2026, with $9,250,945 received on 7 July 2026 (net of fees).

For personal use only

For personal use only

Cash flow

The Company's net cash outflow from operating activities improved to $1,768,336 (2025: $2,963,341), while the net cash outflow from investing activities was slightly higher at $8,668,594 (2025: $8,011,121), for a total operating and investing cash outflow of $10,436,930 (2025: $10,974,462). Although total expenditure was lower than the prior financial year, the Company was able to conduct a scoping study and commence a drilling program at Porotillo and Copete within the Bramaderos project, whereas minimal exploration and studies expenditure was incurred in the prior year.

Events occurring after reporting date

Except as noted below, no matter or circumstance has occurred subsequent to year end that has significantly affected, or may significantly affect, the operations of the Group, the results of those operations or the state of affairs of the Group or economic entity in subsequent financial periods.

- On 29 June 2026, Sunstone announced it had raised $9,940,591 (before fees) by way of a share placement. Funds were received on 7 July 2026, and 56,803,378 shares were issued on 8 July 2026.
- On 3 July 2026, Sunstone signed an Amended Staged Acquisition Agreement with respect to Gold Exploration Ecuador S.A ("GOEX"), owner of the El Palmar Project, to amend the final payment terms to acquire 100% of the project. A payment of US$540,000 was made on 6 July 2026 to increase Sunstone's ownership in GOEX from 75.5% to 82.6%. Sunstone can increase its ownership in GOEX to 100% with a final payment of US$1,160,000 due by 1 July 2027.

Significant changes in the state of affairs

Other than those matters discussed in this report, no significant changes in the state of affairs of the Group occurred during the financial period.

Likely developments and expected results

The Group will continue exploration and development activities. The Group assesses commercial opportunities for corporate growth, including the acquisition of interests in projects, as they arise. Due to the unpredictable nature of these opportunities, developments could occur at short notice.

Environmental regulation

The Group is subject to the environmental laws and regulations imposed under the Environmental Codes in the jurisdictions in which it operates. The Group is currently engaged in exploration activities which are governed by conditions or recommendations imposed through the granting of a licence or permit to explore. Compliance with these laws and regulations is regarded as a minimum standard for the Group to achieve. There were no known breaches of any environmental laws or regulations during the year.

Information on Directors

The Directors of the Company at any time during or since the end of the financial year were:

Mr Malcolm Norris
MSc, MAppFin, FAusIMM

Non-executive Chair: Appointed 16 September 2024
Executive Director – Exploration: Appointed 15 April 2024, ceased 15 September 2024
CEO and Managing Director: Appointed 1 April 2014, ceased 14 April 2024

Special responsibilities

Member of the Audit and Financial Risk Committee

Experience and expertise

Mr Norris is a senior mining industry professional with extensive experience in business management, mineral exploration, development of new business opportunities and asset transactions. His roles have covered a wide range of commodities, geographic locations and management of global portfolios of projects in both large and small organisations.

Mr Norris holds an MSc in Geology and a Masters in Applied Finance. He has more than 35 years of industry experience including 23 years with WMC Resources, followed by executive roles with Intrepid Mines and SolGold.

Other directorships of listed companies in the past three years

Magmatic Resources Limited (appointed 16 October 2024)
Nordic Resources Limited (appointed 1 June 2025)

For personal use only

Mr Patrick Duffy
B.Com, CA

CEO and Managing Director: Appointed 15 April 2024
Independent Non-Executive Director: Appointed 8 November 2023, ceased 14 April 2024

Experience and expertise
Mr Duffy was appointed Managing Director and CEO of Sunstone Metals in April 2024 and brings extensive international leadership, mine development, financial and governance expertise. Most recently Mr Duffy held the roles of both Chief Corporate Development Officer and Chief Financial Officer for Red 5 Limited (ASX: RED) and was a key member of the Company's leadership team that has established Red 5 as a successful multi-billion dollar Australian gold producer through the development, construction and production ramp up of the 5.5Mtpa King of the Hills (KOTH) Gold Mine in Western Australia.

Mr Duffy began his career with Ernst & Young and has since had broad leadership and executive roles in the international resource sector. He was CFO for the development of Xstrata's US$6 billion Tampakan Copper and Gold Project in the Philippines and was Director - Strategy & Performance for the construction and production ramp up of Glencore Xstrata's US$7 billion Koniambo Nickel Project in New Caledonia. He has worked extensively across Asia and the Pacific with mining and steel companies and established a successful Hong Kong-based management consulting company.

Other directorships of listed companies in the past three years
Nil

Mr Stephen Stroud
BBus.Acc, GDip.AppFin, CPA

Independent Non-Executive Director: Appointed 6 September 2017

Special responsibilities
Chair of the Audit and Financial Risk Committee

Experience and expertise
Mr Stroud is an experienced CPA qualified corporate finance executive with over 20 years experience advising across all aspects of corporate finance. He advises boards and management teams across a broad range of transactions including public and private equity raisings, debt/hybrid debt, Initial Public Offerings, mergers & acquisitions, sell-downs and restructures both in Australia and overseas.

Mr Stroud is Co-Head, Melbourne - Corporate Advisory with Morgans Financial Limited, with a key focus on the small-mid cap market listed space on the ASX working across a broad range of sectors including IT, retail, FMCG, healthcare, metals and mining, energy, property and general industrials. Mr Stroud possesses strong relationships across buy and sell side clients across Australia, Asia, UK and North America.

Other directorships of listed companies in the past three years:
Nil

Mr Neal O'Connor
LLB, GAICD

Independent Non-Executive Director: Appointed 16 April 2024

Experience and expertise
Mr O'Connor is a lawyer with global leadership experience of a top four global mining company, with extensive experience in the development and operation of mines and related infrastructure, including across South America. He has extensive experience in the resource industry and brings an added focus on Corporate Transactions, Corporate Governance and Risk Management to the Board.

Mr O'Connor was formerly General Counsel and Company Secretary and an Executive Committee member of Xstrata Copper (2003 – 2013), the largest business unit of global mining company Xstrata Plc. Mr O'Connor is currently a Non-Executive Director of Mitchell Services Limited (ASX: MSV) and a Director of Wesley Medical Research Institute Foundation. He was previously a Non-Executive Director of Stanmore Coal Limited. (ASX: SMR) and Non-Executive Director of Maas Group Holdings Limited (ASX: MGH). His prior legal roles include General Manager Legal M.I.M. Holdings Limited and in private practice with Pinsent & Co Solicitors, London (now Pinsent Masons LLP) and Mallesons Stephen Jacques, Brisbane (now Mallesons).

Other directorships of listed companies in the past three years:
Mitchell Services Limited (appointed October 2015)

For personal use only

Company Secretary

Mr Lucas Welsh *(appointed 1 July 2024)*
B.Com, CA, MBA, GAICD

Mr Welsh is a Chartered Accountant with over 25 years experience in senior finance roles in the resources sector with operations in Australia and overseas with WMC Resources and St Barbara Limited. Mr Welsh previously worked in the Transaction Services department at PwC. Mr Welsh's experience includes capital and debt raisings, treasury, taxation, financial reporting, procurement, risk management, governance and transformation.

Meetings of Directors

The number of meetings of Directors (including meetings of Committees of Directors), and the number of meetings attended by each of the Directors of the Company during the financial year was:

	Meeting of Directors		Audit and Financial Risk Committee	
	Eligible to attend	Attended	Eligible to attend	Attended
Mr Malcolm Norris	8	8	2	2
Mr Patrick Duffy	8	8	–	–
Mr Stephen Stroud	8	8	2	2
Mr Neal O'Connor	8	8	2	2

Further details of the operation of all Committees are contained in the Corporate Governance Statement.

For personal use only

Remuneration Report (Audited)

Key management personnel

The remuneration report outlines the Director and executive remuneration arrangements of the Group in accordance with the requirements of the *Corporations Act 2001* and its Regulations. For the purposes of this report, key management personnel (KMP) of the Group are defined as those persons having authority and responsibility for planning, directing and controlling the major activities of the Group, directly or indirectly, including any Director (whether executive or otherwise) of the Company.

For the purposes of this report, the term "executive" encompasses the Chief Executive Officer, General Managers and the Chief Financial Officer & Company Secretary of the Group.

Key management personnel during the year and at the date of this report (unless otherwise stated) are:

Non-Executive Directors

Mr Malcolm Norris	Non-executive Chair
Mr Stephen Stroud	Non-Executive Director
Mr Neal O'Connor	Non-Executive Director

Executives

Mr Patrick Duffy	Chief Executive Officer & Managing Director
Mr Lucas Welsh	Chief Financial Officer & Company Secretary
Mr Ray Robinson	General Manager Studies & Technical Services
Dr Bruce Rohrlach	General Manager Geology

The remuneration report is set out under the following main headings:

A Principles used to determine the nature and amount of remuneration

B Details of remuneration

C Executive contractual arrangements

D Share-based compensation

A Principles used to determine the nature and amount of remuneration

The Group's executive reward framework is designed to reward performance for the results delivered. The framework aligns executive reward with achievement of strategic objectives and the creation of value for shareholders, and seeks to conform to market best practice for delivery of rewards. The Board considers the following key criteria for good reward governance practices in determining executive rewards:

- competitiveness and reasonableness
- acceptability to shareholders
- performance linkage/alignment of executive compensation
- transparency
- capital management.

The Group has structured an executive remuneration framework that aims to be market competitive and complementary to the reward strategy of the Group.

Alignment to shareholders' interests:

- focuses on exploration success and project development as the creation of shareholder value and returns
- attracts and retains high calibre executives.

Remuneration Report (Audited) continued

Alignment to program participants' interests:

- rewards capability and experience
- reflects competitive reward for contribution to growth in shareholder wealth
- provides a clear structure for earning rewards
- provides recognition for contribution.

The overall level of executive reward takes into account the performance of the Group. The Group is involved in mineral exploration and does not generate any revenue from product sales and therefore growth in earnings is not considered relevant. Shareholder wealth is dependent upon exploration success and has fluctuated accordingly.

	2026	2025	2024	2023	2022	2021
Impact on shareholder wealth						
Gain/(loss) per share (cents)[1]	(1.2)	(1.4)	(2.1)	(2.1)	(3.8)	4.4
Share price (cents)[1]	17.5	45	27	78	135	45

(1) Restated for 1:30 consolidation completed in March 2026

The Group's performance rights plan links employees' remuneration to the share price of the Company as the performance conditions include ASX trading price hurdles.

Executive pay

The executive pay and reward framework has two components:

- Fixed remuneration (base salary, superannuation & other non-monetary benefits)
- Variable remuneration (short-term incentives through cash bonuses, and long-term incentives through participation in the performance rights plan)

The combination of these components comprises the executive's total remuneration.

Fixed Remuneration

- *Base salary*

  Base salary is structured as a total employment cost package which may be delivered as a combination of cash and prescribed non-financial benefits. Executives are offered a competitive base pay that comprises the fixed component of pay and rewards. Base pay for senior executives is reviewed annually to assess if the executive's pay is competitive with the market.

  There are no guaranteed base pay increases included in any senior executives' contracts.

- *Non-monetary benefits*

  Executives may receive benefits including car allowances, car parking and reasonable entertainment expenses.

- *Post-employment benefits*

  Executives are permitted to nominate a superannuation fund of their choice to receive contributions.

- *Long-term benefits*

  Long-term benefits include long service leave entitlements.

For personal use only

Remuneration Report (Audited) continued

Variable Remuneration

- *Long Term Incentive (Employee Performance Rights Plan)*

  At the discretion of the Board, employees can be invited to participate in the Group's Employee Performance Rights Plan. The issue of performance rights is designed to reward key employees for performance and align their performance with the Group's growth and strategic objectives. Any options and performance rights issued to Directors are subject to shareholder approval. The Board feels that the expiry date, exercise price and, where applicable, vesting performance conditions of options and performance rights issued to executives is appropriate to align the goals of the executives with those of the shareholders to maximise shareholder wealth.

- *Short Term Incentive (Cash bonuses)*

  The Board reviews the Group's Short Term Incentive (STI) program annually and sets the Key Performance Indicators (KPIs) required to be achieved to receive any STI payment. The total potential STI available to individual executives is set at a level so as to provide sufficient incentive to executives to achieve their targets while ensuring that the cost to the Group is reasonable in the circumstances.

  The STI for the 2025/26 financial year included five KPIs relating to safety, completion of drilling programs, the overall financial health of the company, strategic partnerships, and increase in shareholder value. The award of an STI based on these KPIs was at the Board's discretion, with the 'base' award for meeting all KPIs being 100% of base salary. At the Board's discretion, a payment under the STI may be increased to a maximum of double in recognition of exceptional performance, therefore the maximum potential STI payment is 200% of base salary. The measures were chosen as they represent the key drivers for the short-term success of the business and provide a framework for delivering long-term value.

Based on the KPIs, the Board determined that an STI of 20% of base salary was payable for the 2025/26 financial year, reflecting an exemplary safety record and improved financial stability achieved during the year with the Placements conducted in December 2025 and announced in June 2026. Other notable achievements included the publication of the Bramaderos Scoping Study (refer ASX announcements 21 April 2026 and 11 May 2026) and the Porotillo and Copete discoveries, which are anticipated to add to the Bramaderos Mineral Resource Estimate, with an update planned in the first half of FY2027.

As part of the terms and conditions of employment, the Group prohibits executives from entering into arrangements to protect the value of unvested long term incentive awards. This includes entering into contracts to hedge their exposure to options or shares granted as part of their remuneration package.

Non-executive Directors

Fees and payments to non-executive Directors are structured to reflect the demands which are made on, and the responsibilities of, the Directors. Non-executive Directors' fees and payments are reviewed annually by the Board. The Chairman's fees are determined independently of the fees of non-executive Directors based on comparative roles in the external market. The Chairman is not present at any discussions relating to the determination of his own remuneration.

Directors' fees

The base remuneration was reviewed and increased by the Board from 1 July 2022. There has been no change in fees since this time. Fees for the Chairman are $95,000 p.a. and fees for other Non-executive Directors are $60,000 p.a.. Directors' remuneration is inclusive of committee fees.

Non-executive Directors' fees are determined within an aggregate Directors' fee pool limit, which is periodically recommended for approval by shareholders. The total maximum currently stands at $300,000.

Retirement allowances for Directors

Directors are permitted to nominate a superannuation fund of their choice to receive superannuation contributions.

For personal use only

For personal use only

Remuneration Report (Audited) continued

B Details of remuneration

The following tables set out the remuneration of the Directors and the key management personnel of Sunstone Metals Ltd.

2026	Short term benefits		Post-employment benefits	Long term benefits		Share based payments		
Name	Cash salary and fees $	Bonus $	Super-annuation $	Long service leave $	Other benefits $	Options and Rights $	Total $	Performance related %
Directors of Sunstone Metals Ltd:								
Mr P Duffy	358,831	71,766	30,000	–	–	121,404	582,001	33.2
Mr M Norris	84,821	–	10,179	–	–	77,945	172,945	45.1
Mr S Stroud	60,000	–	–	–	–	52,529	112,529	46.7
Mr N O'Connor	53,571	–	6,429	–	–	52,529	112,529	46.7
Other key management personnel:								
Mr L Welsh	298,127	59,625	30,000	–	–	102,451	490,203	33.1
Mr R Robinson	296,956	59,391	30,000	11,138	–	123,749	521,234	35.1
Dr B Rohrlach	285,237	57,047	30,000	10,744	–	120,090	503,118	35.2
Total	**1,437,543**	**247,829**	**136,608**	**21,882**	**–**	**650,697**	**2,494,559**	

2025	Short term benefits		Post-employment benefits	Long term benefits		Share based payments		
Name	Cash salary and fees $	Bonus $	Super-annuation $	Long service leave $	Other benefits[4] $	Options and Rights[5] $	Total $	Performance related %
Directors of Sunstone Metals Ltd:								
Mr P Duffy	349,415	–	29,932	–	–	78,689	458,036	17.2
Mr M Norris[1]	230,919	–	29,932	5,165	24,401	28,771	319,188	9.0
Mr S Stroud	60,000	–	–	–	–	7,812	67,812	11.5
Mr N O'Connor	53,812	–	6,188	–	–	–	60,000	–
Mr G Ascough[2]	19,792	–	–	–	–	1,627	21,419	7.6
Other key management personnel:								
Mr L Welsh[3]	290,192	–	29,932	–	–	58,105	378,229	15.4
Mr R Robinson	289,049	–	29,932	9,194	–	35,725	363,900	9.8
Dr B Rohrlach	277,616	–	29,932	8,814	–	35,324	351,686	10.0
Total	**1,570,795**	**–**	**155,848**	**23,173**	**24,401**	**246,053**	**2,020,270**	

(1) Mr Norris was appointed Non-executive Chair on 16 September 2024. Prior to this date he held the position of Executive Director – Exploration.
(2) Mr Ascough retired on 16 September 2024.
(3) Mr Welsh was appointed CFO & Company Secretary on 1 July 2024.
(4) Other benefits represent payment Mr Norris for accrued annual leave upon cessation as Executive Director – Exploration.
(5) Performance Rights issued are dependent on the satisfaction of performance conditions, and the amounts included in the above table represent the accounting expense recognised during the financial year.

Remuneration Report (Audited) continued

Loans to key management personnel

There were no loans or other transactions with Directors or other key management personnel and their related parties during the financial year (2025: nil).

C Executive Contractual Arrangements

Remuneration for the CEO & Managing Director and Key Management Personnel are formalised in service agreements. These agreements provide, where applicable, for the provision of performance related cash payments, other benefits including allowances, and participation in the Long Term Incentive Plan.

All service agreements with executives comply with the provisions of Part 2 D.2, Division 2 of the Corporations Act.

These service agreements may be terminated early by either party giving the required notice and subject to termination payments detailed in the agreement.

Base salary for executives are reviewed each year on 1 July of each year, with an increase of 3.0% being applied on 1 July 2026 (1 July 2025: 2.5%). Four weeks annual leave and long service leave is provided.

Other major provisions of agreements relating to remuneration are set out below:

		Notice Period		
Executive	TFR[1]	By Executive	By the Company	Termination payment
P Duffy – Managing Director & CEO	400,496	6 months	6 months	6 months
L Welsh – CFO & Company Secretary	337,971	3 months	6 months	6 months
R Robinson – GM Studies & Technical Services	336,764	3 months	3 months	6 months
B Rohrlach – GM Geology	317,736	3 months	3 months	6 months

(1) TFR is Total Fixed Remuneration which includes base salary and superannuation.

D Share-based compensation

Options and performance rights provided as remuneration and shares issued on exercise

Performance Rights movements during the financial year:

						Vested		Lapsed	
2026	Beginning balance[1]	Granted as remuneration	Vested during year	Lapsed	Balance at end of year	$	%	$	%
Directors of Sunston Metals Ltd									
M Norris	386,668	–	–	(186,667)	200,001	–	–	109,293	68.2
P Duffy	647,842	911,466	–	–	1,559,308	–	–	–	–
Other key management personnel									
L Welsh	546,702	769,170	–	–	1,315,872	–	–	–	–
R Robinson	874,751	766,422	–	(160,000)	1,481,173	–	–	93,680	17.9
B Rohrlach	855,227	738,952	–	(160,000)	1,434,179	–	–	93,680	18.4
	3,311,190	**3,186,010**	**–**	**(506,667)**	**5,990,533**				

(1) Restated for 1:30 consolidation completed in March 2026

For personal use only

For personal use only

Remuneration Report (Audited) continued

Shareholder approval was obtained at the Annual General Meeting on 24 October 2025, for the issue of 911,466 Performance Rights with an exercise period of 3 years to Mr P Duffy on the following terms (grant to other key management personnel as per above table on the same terms and same allocation between tranches):

- Tranche 1 – 50% to vest if the 60-day volume weighted average price of Sunstone Shares at 30 June 2028 is at or above $0.852 per share (restated for 1:30 consolidation completed in March 2026);
- Tranche 2 – 50% to vest if the 60-day volume weighted average price of Sunstone Shares at 30 June 2028 is at or above $1.281 per share (restated for 1:30 consolidation completed in March 2026).

Grant Date	Rights outstanding[1]	Expiry Date	Value per Right[1] $/share	Total Value $	Vesting Condition[1]	Share price at Grant Date[1] $/share	Share Volatility %	Risk Free rate of return %
17 Oct 2023: Tranche 1	180,001	17 Oct 26	0.216	38,880	$2.010	0.42	85.0	4.095
17 Oct 2023: Tranche 2	180,001	17 Oct 26	0.363	65,340	TSR	0.42	85.0	4.095
17 Oct 2023: Tranche 3	180,001	17 Oct 26	0.186	33,480	$2.550	0.42	85.0	4.095
24 Oct 2024: Tranche 1	1,132,260	30 Jun 27	0.099	112,094	$0.681	0.18	85.0	3.503
24 Oct 2024: Tranche 2	1,132,260	30 Jun 27	0.078	88,316	$1.023	0.18	85.0	3.503
24 Oct 2025: Tranche 1	1,593,005	30 Jun 28	0.471	750,305	$0.852	0.57	95.0	3.404
24 Oct 2025: Tranche 2	1,593,005	30 Jun 28	0.414	659,504	$1.281	0.57	95.0	3.404
Total	**5,990,533**			**1,747,919**				
Weighted average			0.292			0.409		
Weighted average remaining life	**1.5 years**							

(1) Restated for 1:30 consolidation completed in March 2026

Option movements during the financial year:

2026	Beginning balance[1]	Granted as remuneration	Options acquired[1]	Lapsed	Exercised during the year	Balance at end of the year	Vested and exercisable at end of year
M Norris	33,334	233,334	–	–	–	266,668	33,334
P Duffy	366,667	–	–	–	–	366,667	366,667
S Stroud	266,667	233,334	–	–	–	500,001	266,667
N O'Connor	83,334	233,334	–	–	–	316,668	83,334
L Welsh	100,000	–	–	–	–	100,000	100,000
Total	**850,002**	**700,002**	**–**	**–**	**–**	**1,550,004**	**850,002**

(1) Restated for 1:30 consolidation completed in March 2026

Remuneration Report (Audited) continued

Shareholdings of key management personnel

The number of shares in the Company held during the financial year by each Director and the other key management personnel of the Group, including their personally related entities, are set out below.

2026	Beginning Balance[1]	Vesting of Performance Rights[1]	Exercise of Options	Purchases[3]	Disposals	Balance at end of year
Directors of Sunstone Metals Ltd:						
M Norris	1,703,572	–	–	–	–	1,703,572
P Duffy	1,002,872	166,667	–	61,404	–	1,230,943
S Stroud	477,658	–	–	35,088	–	512,746
N O'Connor	379,460	–	–	43,860	–	423,320
Other key management personnel:						
L Welsh	366,668	233,333	–	–	–	600,001
R Robinson	701,727[2]	–	–	–	(116,667)	585,060
B Rohrlach	788,851	–	–	–	–	788,851
Total	**5,420,808**	**400,000**	**–**	**140,352**	**(116,667)**	**5,844,493**

(1) Restated for 1:30 consolidation completed in March 2026.
(2) Opening balance adjusted for shares sold during the prior year.
(3) Participation in December 2025 Placement, approved at the AGM held on 23 February 2026.

End of Remuneration Report (Audited)

For personal use only

For personal use only

Shares under option

At the date of this report, there were 8.3 million unquoted options over ordinary shares of the Company outstanding, per the table below. Each option entitles the holder to subscribe for one share in the Company upon exercise of the option. There are no participation rights or entitlements inherent in the options, and option holders will not be entitled to participate in new issues of shares without exercising their options.

Grant Date	Options outstanding[1]	Expiry date	Value per option $/share	Total value $	Vesting condition	Share price at grant date $/share	Share volatility %	Risk free rate of return %
17 October 2023	400,000	17/10/2026	$0.132	52,800	$1.260	$0.42	85%	4.095%
13 February 2024	200,000	6/2/2027	$0.132	26,400	$1.260	$0.33	102%	4.095%
24 October 2024	7,025,272	24/10/2026	$0.092	646,325	$0.225	$0.15	105%	3.973%
24 October 2025	700,002	24/10/2028	$0.330	231,000	$0.960	$0.57	95%	3.408%
	8,325,274			**956,525**				
Weighted average remaining life		0.3 years						

(1) Restated for 1:30 consolidation completed in March 2026

Post 30 June 2026 and up to the date of this report, there were 11,668 shares issued as a result of the exercise of options.

Insurance of officers

During the period the Company paid a premium to insure the Directors and officers of the Company. Under the terms of the policy the Company cannot publish amounts paid for premiums or the extent of the liabilities insured.

No indemnities have been given, during or since the end of the financial year, for any person who is or has been an officer or auditor of the consolidated group.

Proceedings on behalf of the Company

No person has applied to the Court under section 237 of the *Corporations Act 2001* for leave to bring proceedings on behalf of the Company, or to intervene in any proceedings to which the Company is a party, for the purpose of taking responsibility on behalf of the Company for all or part of those proceedings.

No proceedings have been brought or intervened in on behalf of the Company with leave of the Court under section 237 of the *Corporations Act 2001*.

Auditors' Independence Declaration

A copy of the auditors' independence declaration as required under section 307C of the *Corporations Act 2001* is set out on page 36.

Audit and Non-Audit Services

During the year HLB Mann Judd performed the external audit of Sunstone Metals Limited.

As there were no non-audit services provided by HLB Mann Judd during the year, the Board has determined that the auditor independence requirements of the *Corporations Act 2001* were not compromised. This is on the basis that as no non-audit were services provided, the general principles relating to auditor independence as set out in APES 110 Code of Ethics for Professional Accountants were not undermined, as the auditor did not review or audit the auditor's own work, act in a management or decision making capacity for the Group, act as an advocate for the Group or jointly share risks and rewards.

Details of the amounts paid to the auditor of the Group, currently HLB Mann Judd and their related practices for audit and non-audit services provided during the year are set in Note 22 to the consolidated financial statements.

This report is made in accordance with a resolution of the Directors.



Mr Malcolm Norris
Chair

Melbourne, Victoria
18 September 2026

Auditor's Independence Declaration

AUDITOR'S INDEPENDENCE DECLARATION

As lead auditor for the audit of the financial report of Sunstone Metals Limited for the year ended 30 June 2026, I declare that, to the best of my knowledge and belief, there have been no contraventions of:

(a) the auditor independence requirements of the *Corporations Act 2001* in relation to the audit; and

(b) any applicable code of professional conduct in relation to the audit.

This declaration is in respect of Sunstone Metals Limited and the entities it controlled during the period.

A B Narayanan
Partner

Brisbane, Queensland
18 September 2026

hlb.com.au

HLB Mann Judd (SE Qld Partnership)
Level 15, 66 Eagle Street, Brisbane QLD 4000 | GPO Box 5225 Brisbane QLD 4001
T: +61 (0)7 3001 8800 **F:** +61 (0)7 3221 0812 **E:** infobne@hlbqld.com.au
Liability limited by a scheme approved under Professional Standards Legislation.

HLB Mann Judd (SE QLD Partnership) is a member of HLB International, the global advisory and accounting network.

For personal use only

Corporate Governance Statement

Statement

In recognising the need for the highest standards of corporate behaviour and accountability, the Directors of Sunstone Metals Limited ("Company") have adhered to the principles of corporate governance and this statement outlines the main corporate governance practices in place throughout the financial year. The ASX Corporate Governance Council released revised Corporate Governance Principles and Recommendations (fourth edition) in February 2019. Having regard to the size of the Company and the nature of its enterprise, it is considered that the Company complies as far as practical with the spirit and intentions of the ASX Corporate Governance Council's Corporate Governance Principles and Recommendations.

The current Directors of the Company at the date of this report are:

Mr Malcolm Norris	Non-Executive Chair	
Mr Patrick Duffy	CEO & Managing Director	
Mr Stephen Stroud	Non-Executive Director	Independent
Mr Neal O'Connor	Non-Executive Director	Independent

For information on each Director, refer to the Directors' Report.

The following policies or obligations have been established by the Board:

- Continuous disclosure
- Code of conduct
- Share trading
- Audit & Financial Risk
- Board Charter
- Risk Management
- Anti-Bribery and Corruption
- Whistleblower

Independent Directors

When determining whether or not a Non-Executive Director is independent, the Director must not fail any of the following materiality thresholds:

- the Director is, or has not been, employed in an executive capacity by the entity within three years of serving on the Board
- more than 5% of Company shares are held by the Director and any entity or individual directly or indirectly associated with the Director;
- no sales are made to, or purchases made from, any entity or individual directly or indirectly associated with the Director; and
- none of the Directors' income or the income of an individual or entity directly or indirectly associated with the Director, is derived from a contract with any member of the Group other than income as derived as a Director of the entity.

At the date of this report, the board consists of one Non-executive Chair, one Executive Director and two independent, Non-Executive Directors. Independent Directors have shareholdings less than 5% of the total shares on issue. The board and mix of independent and non-independent Directors is considered to be appropriate for the size of the Company and the nature of its activities. It is a cost-effective structure for managing the Company and there is no justification for appointing additional independent directors.

Board Composition

When the need for a new director is identified, selection is based on the skills and experience of prospective directors, having regard to the present and future needs of the Company. Any director so appointed must then stand for election at the next meeting of shareholders of the Company.

Director and Executive Education

All new Directors are educated about the nature of the business, current issues, the corporate strategy, the culture and values of the Group, and the expectations of the Group concerning performance of Directors. In addition, Directors are also educated regarding meeting arrangements and Director interaction with each other, senior executives and stakeholders. Directors have the opportunity to visit Group facilities and meet with management to gain a better understanding of operations. Directors are given access to continuing education

For personal use only

opportunities to update and enhance their skills and knowledge upon joining the Group. Directors will be educated on the Group's structure, strategy, operations, financial position and risk management policies. It also familiarises the individual with respective rights, duties, responsibilities and roles of the individual and the Board.

Term of Appointment as a Director

The constitution of the Company provides that a director, other than the Managing Director, may not retain office for more than three calendar years or beyond the third annual general meeting following his or her election, whichever is longer, without submitting for re-election. One third of the directors must retire each year and are eligible for re-election. The directors who retire by rotation at each Annual General Meeting are those with the longest length of time in office since their appointment or last election.

Risk Management and internal compliance and controls

Audit and Financial Risk Committee

The board has established an Audit and Financial Risk Committee.

All directors are eligible to be members of the Committee, with a Non-Executive Director that is not the Chairman of the Board being the Chairman of the Committee. Given the size of the Company and the nature of its activities, it is considered important that all directors are able to participate in matters relating to audit and financial risk.

The Committee has a majority of independent directors, and members at the date of this report are:

Mr Stephen Stroud (Chair), Mr Malcolm Norris and Mr Neal O'Connor.

The Committee's responsibilities include:

- providing the Board with advice and recommendations regarding the ongoing development of financial risk oversight and management policies (covering oversight, risk profile, risk management, compliance and control) that set out the roles and respective accountabilities of the Board, the Audit Committee and management;
- receiving and reviewing management's recommendations and providing the Board with advice and recommendations regarding the establishment of a financial risk management system and financial risk profile;
- regularly reviewing the Company's financial risk profile (provided by management) having regard to key financial risk, legal and regulatory risk and disclosure reporting;
- reviewing internal controls and their effectiveness, in the absence of a formal internal audit function;
- reviewing financial statements provided by management for accuracy, adequacy and clarity to ensure they give a true and fair view of the Company's financial position and adhere to accounting standards and policies and legislative requirements;
- with respect to the external auditor, approving and recommending policies and procedures for appointing or removing an external auditor and terms of engagement;
- regularly reviewing and assessing the compliance of the external auditor with policies and procedures, the effectiveness, and independence of the external auditor; and
- monitoring the relationship between management and the auditor.

The Audit and Financial Risk Committee has met twice during the financial year. The CEO & Managing Director and the Chief Financial Officer & Company Secretary are invited to attend the Committee meetings.

Due to the size and nuture of its activities, the Company does not have an Internal Audit Function. However, where appropriate, the Board and the Audit and Financial Risk Committee engage independent experts or professional advisors to assist with the identification, review and/or management of any key risk areas identified.

To ensure that risks, and also opportunities, are identified on a timely basis and that activities are aligned with the risks and opportunities identified, the Board has also adopted a Risk Management Policy to:

- ensure the Company's risk management policies and procedures are adequate;
- monitor compliance with the Company's risk management policies and procedures;
- keep itself appraised of the latest developments, policies, trends in relation to financial matters, rules, regulations, to the extent that they may affect the Company or the markets in which the Company operates;
- review the Company's internal financial control mechanisms and risk management policies;
- compile a risk profile of the material risks facing the Company;

For personal use only

- review major non-financial regulatory matters covering areas of exposure including the environment, safety and health, asset protection (including insurance), discrimination and harassment, conflict of interest and ethical standards.

The Company does not believe it has any material exposure to economic, environmental or social sustainability risks due to its size and nature of activities.

This financial year the CEO & Managing Director and the Chief Financial Officer & Company Secretary provided a statement to the Board in writing in respect to the integrity of the financial statements, that they are founded on a sound system of risk management and internal compliance and control systems are operating efficiently and effectively in all material respects.

Remuneration/Nomination and Performance

Given the size of the Company and the nature of its activities, it is considered that all directors participate in matters relating to remuneration and director nomination. It is a cost effective structure and there is no justification for appointing a separate Remuneration Committee.

The Board deals with matters of remuneration and nomination. The nomination of new Directors and the setting, or review, of remuneration levels of Directors and senior executives, is performed by the Board and recommendations made to the Board as a whole for approval by resolution (with abstentions from relevant directors where there is a conflict of interest). Where the Board considers that particular expertise or information is required, which is not available from within the Board, appropriate external advice may be taken prior to a final decision.

The Board also deals with the remuneration of Directors and key executives of the Company. The Company's policy is to remunerate non-executive Directors at market rates for time, commitment and responsibilities. The Board determines payments to the non-executive Directors and reviews their remuneration annually, based on market practice, duties and accountability. Independent external advice is sought where required. The maximum aggregate amount of fees that can be paid to non-executive Directors is subject to approval by shareholders.

The Company does not currently have a documented formal process for periodically evaluating the performance of the board, its committees and individual directors, however, does undertake informal evaluations. The Board undertakes an annual review of key executives, evaluating their performance and remuneration levels. This annual review was last undertaken in August 2026.

Code of Conduct

The board has adopted a Code of Conduct to guide Directors, officers, employees and contractors in carrying out their duties and responsibilities. This Code of Conduct set out the principles and standards which the Board, management, employees and contractors of the Company are encouraged to strive towards when dealing with each other, shareholders and the community as a whole.

Conflict of interest

Each Director must keep the Company informed on an ongoing basis, of any interest that could potentially conflict with those of the Company. In the event the Board believes a significant conflict may exist, after due enquiry, if established, the director concerned would not receive the relevant Board papers and would not be present at the meeting whilst the relevant item was considered.

Independent Professional Advice

Each Director has the right of access to all relevant Company information and to the Company's executives. Directors have the right, in connection to their duties and responsibilities as Directors, to seek independent professional advice at the Company's expense. For independent legal advice in excess of a cost of $15,000, prior approval of the Chairman is required, which will not be unreasonably withheld, before any expense is incurred on behalf of the Company.

Share Trading Policy

Directors and employees are not permitted to trade shares while in the possession of price sensitive information. Directors and employees are prohibited from trading in securities whilst in possession of any inside information in accordance with the *Corporations Act 2001*. The Company's Securities Trading Policy can be found on the Company's website.

For personal use only

For personal use only

Communication to market and shareholders

The Board Charter, Code of Conduct and Securities Trading Policy all recognise legal and other obligations and support the legitimate interests of all stakeholders. Directors aim to ensure that the shareholders, on behalf of whom they act are informed of all information necessary to assess the performance of the Directors and the Company. Information is communicated to shareholders and the market through:

- the Annual Report, which is available to all shareholders:
- other periodic reports, such as Quarterly Reports, which are lodged with ASX and available for shareholder scrutiny;
- other announcements made in accordance with ASX Listing Rules;
- special purpose information memoranda issued to shareholders as appropriate;
- the Annual General Meeting and other meetings called to obtain approval for Board action as appropriate;
- electronic reporting to shareholders from the Company's share registry; and
- the Company's website.

The Continuous Disclosure Policy adopted by the Board ensures procedures are in place so that the market is properly informed of matters which may have a material impact on the price at which securities are traded.

Diversity Policy

The Company does not at present have a Diversity Policy in place due to the size and stage of development of the Company. The Company currently has five fulltime employees and two non-executive directors in Australia and currently has no female employees or directors. In Ecuador the Company's subsidiaries have 28 full-time permanent employees, of which ten (36%) are female (2025: 45%).

Our commitment to sustainability

Sunstone is committed to building Environmental, Social, and Governance (ESG) credentials.

Sunstone believes that responsible mining can be transformative for the development of communities in Ecuador, and we are committed to being a part of this positive change. Our objective is to develop mutually beneficial and respectful relationships with local communities, landowners and government. We seek to collaborate with these stakeholders to provide sustainable solutions to local issues, recognising the positive impact that we can help generate through local employment, business opportunities and environmental initiatives, as well as investing in community infrastructure, health, education and business development alongside local partners.

External Auditors

The external auditor is HLB Mann Judd. The external auditor attends the Annual General Meeting and part of the agenda is the tabling of the financial statements and inviting shareholders to ask the Directors or the auditor any questions with regard to the financial statements and the audit report.

Other Information

The Corporate Governance Policies of the Company will be continually reviewed in accordance with the standards required of the Company by the Directors, ASX, ASIC and other stakeholders to ensure that appropriate governance standards are maintained.

Further information relating to the Company's corporate governance practices and policies has been made publicly available on the Company's website at www.sunstonemetals.com.au.

Consolidated Statement of Profit or Loss and Other Comprehensive Income

for the year ended 30 June 2026

	Note	2026 $	2025 $
Interest income		**105,522**	67,661
Other income		**–**	36,967
Employee benefits expense	4	**(1,666,348)**	(1,315,441)
Corporate and administration expenses		**(966,469)**	(1,102,606)
Net fair value gain/(loss) on financial assets at fair value through profit or loss	8	**(3,564)**	(41,574)
Depreciation and amortisation expense	9	**(2,857)**	(36,616)
Impairment expense		**(896)**	–
Foreign exchange loss		**(68,049)**	(9,058)
Interest paid		**(5,125)**	(6,275)
Net profit/(loss) before income tax		**(2,607,786)**	(2,406,942)
Income tax expense	5	**–**	–
Net profit/(loss) for the period		**(2,607,786)**	(2,406,942)
Other comprehensive income/(loss)			
Items that may be reclassified subsequently to profit or loss:			
Foreign currency translation differences – foreign operations		**(3,891,365)**	1,235,911
Total comprehensive profit/(loss) for the period		**(6,499,151)**	(1,171,031)
Net profit/(loss) for the period is attributable to:			
Members of Sunstone Metals Limited		**(2,607,786)**	(2,406,942)
Non-controlling interests		**–**	–
Net profit/(loss) for the period		**(2,607,786)**	(2,406,942)
Total comprehensive profit/(loss) for the period is attributable to:			
Members of Sunstone Metals Limited		**(6,499,151)**	(1,171,031)
Non-controlling interests		**–**	–
Total comprehensive profit/(loss) for the period		**(6,499,151)**	(1,171,031)
Earnings per share for profit/(loss) attributable to ordinary equity holders of the Company:		**Cents**	**Cents**
Basic earnings per share[1]	3	**(1.2)**	(1.4)
Diluted earnings per share[1]	3	**(1.2)**	(1.4)

(1) Restated for 1:30 consolidation completed in March 2026

The Consolidated Statement of Profit or Loss and Other Comprehensive Income should be read in conjunction with the accompanying notes.

For personal use only

Consolidated Statement of Financial Position

as at 30 June 2026

	Note	2026 $	2025 $
Assets			
Current assets			
Cash and cash equivalents	6	**1,666,655**	2,674,579
Trade and other receivables	7	**436,106**	424,171
Financial assets at fair value through profit or loss	8	**66,322**	69,886
Total current assets		**2,169,083**	3,168,636
Non-current assets			
Property, plant and equipment	9	**1,444,186**	1,572,440
Exploration and evaluation	10	**96,014,471**	90,323,654
Total non-current assets		**97,458,657**	91,896,094
Total assets		**99,627,740**	95,064,730
Liabilities			
Current liabilities			
Trade and other payables	11	**481,754**	342,085
Provisions	12	**823,458**	489,881
Total current liabilities		**1,305,212**	831,966
Non-current liabilities			
Provisions	12	**161,774**	103,540
Total non-current liabilities		**161,774**	103,540
Total liabilities		**1,466,986**	935,506
Net assets		**98,160,754**	94,129,224
Equity			
Contributed equity	13	**152,026,771**	142,379,088
Reserves	14	**5,370,781**	8,379,148
Accumulated losses		**(60,110,466)**	(57,502,680)
Equity attributable to owners of Sunstone Metals Limited		**97,287,086**	93,255,556
Non-controlling interests	15	**873,668**	873,668
Total equity		**98,160,754**	94,129,224

The Consolidated Statement of Financial Position should be read in conjunction with the accompanying notes.

For personal use only

Consolidated Statement of Changes in Equity

for the year ended 30 June 2026

	Contributed Equity $	Share Based Payments Reserve $	Foreign Currency Translation Reserve $	Accumulated Losses $	Total $	Non-controlling interests $	Total Equity $
Balance at 1 July 2024	131,310,143	4,650,495	2,177,144	(55,095,738)	83,042,044	873,668	83,915,712
Profit/(loss) for the year	–	–	–	(2,406,942)	(2,406,942)	–	(2,406,942)
Other comprehensive income	–	–	1,235,911	–	1,235,911	–	1,235,911
Shares issued	11,650,169	–	–	–	11,650,169	–	11,650,169
Share issue costs	(581,224)	–	–	–	(581,224)	–	(581,224)
Share based payments transactions	–	315,598	–	–	315,598	–	315,598
Balance at 30 June 2025	142,379,088	4,966,093	3,413,055	(57,502,680)	93,255,556	873,668	94,129,224
Profit/(loss) for the year	**–**	**–**	**–**	**(2,607,786)**	**(2,607,786)**	**–**	**(2,607,786)**
Other comprehensive income	**–**	**–**	**(3,891,365)**	**–**	**(3,891,365)**	**–**	**(3,891,365)**
Shares issued	**10,242,785**	**–**	**–**	**–**	**10,242,785**	**–**	**10,242,785**
Share issue costs	**(595,102)**	**–**	**–**	**–**	**(595,102)**	**–**	**(595,102)**
Share based payments transactions	**–**	**882,998**	**–**	**–**	**882,998**	**–**	**882,998**
Balance at 30 June 2026	**152,026,771**	**5,849,091**	**(478,310)**	**(60,110,466)**	**97,287,086**	**873,668**	**98,160,754**

The Consolidated Statement of Changes in Equity should be read in conjunction with the accompanying notes.

For personal use only

Consolidated Statement of Cash Flows

for the year ended 30 June 2026

	Note	2026 $	2025 $
Cash flows from Operating Activities			
Payments to suppliers and employees		**(1,869,833)**	(3,058,939)
Interest paid		**(5,125)**	(6,275)
Interest received		**105,522**	67,661
Other receipts		**1,100**	34,212
Net cash outflow from operating activities	16	**(1,768,336)**	(2,963,341)
Cash flows from Investing Activities			
Payments for property, plant and equipment		**(33,194)**	(252,685)
Exploration and evaluation expenditure		**(8,635,400)**	(7,758,436)
Net cash outflow from investing activities		**(8,668,594)**	(8,011,121)
Cash flows from Financing Activities			
Proceeds from issue of securities	13(a)	**10,242,785**	11,650,169
Cost of share issues	13(a)	**(595,102)**	(581,224)
Principal paid on lease liabilities		**–**	(13,939)
Net cash inflow from financing activities		**9,647,683**	11,055,006
Net increase/(decrease) in cash		**(789,247)**	80,544
Effect of exchange rate fluctuations on cash held		**(218,677)**	(75,009)
Cash and cash equivalents at the beginning of the financial year		**2,674,579**	2,669,044
Cash and cash equivalents at the end of the financial year	6	**1,666,655**	2,674,579

The Consolidated Statement of Cash Flows should be read in conjunction with the accompanying notes.

For personal use only

Notes to the Financial Statements

for the year ended 30 June 2026

Note 1. Summary of Material Accounting Policies

The material accounting policies adopted in the preparation of the financial report are set out below. These policies have been consistently applied for the financial year to 30 June 2026, unless otherwise stated.

Corporate information

The consolidated financial report of Sunstone Metals Limited and its controlled entities for the year ended 30 June 2026 was authorised for issue in accordance with a resolution of the Directors on 18 September 2026.

Sunstone Metals Limited is a company limited by shares incorporated in Australia whose shares are publicly traded on the Australian Securities Exchange. Its registered office and principal place of business is Level 50, 120 Collins Street, Melbourne 3000.

The Group is a for-profit entity. A description of the nature of the Group's operations and its principal activities is included in the Directors' report.

(a) Basis of preparation

The financial report is a general purpose financial report, which has been prepared in accordance with the requirements of the *Corporations Act 2001*, Australian Accounting Standards and other authoritative pronouncements of the Australian Accounting Standards Board.

The presentation currency is Australian dollars.

The report has been prepared on the basis of the going concern and historical cost conventions.

Going concern

The Group incurred a loss of $2,607,786 for the year ended 30 June 2026. As at 30 June 2026, the Group had net cash reserves of $1,666,655 and a net current asset surplus of $863,871.

The ability of the Group to continue as a going concern is principally dependent upon one or more of the following:

- the ability of the company to raise additional capital in the future; and
- the successful exploration and subsequent exploitation of the Group's tenements.

While the Group has a moderate cash position at 30 June 2026, further exploration and drilling programs are planned on both the Bramaderos and El Palmar projects throughout the 2027 financial year, subject to funding. These conditions give rise to a material uncertainty which may cast significant doubt over the Group's ability to continue as a going concern.

The directors believe that the going concern basis of preparation is appropriate due to the following reasons:

- The cash balance of the Group as at 30 June 2026 was $1,666,655;
- To date the Group has funded its activities through issuance of equity securities and during the financial year ended 30 June 2026 successfully raised $8,000,000 before fees through a placement to sophisticated investors.
- As announced on 29 June 2026, the Group raised $9,940,591 before fees through a placement to sophisticated investors. The funds were received on 7 July 2026. It is expected that the Group will be able to fund its future activities through further issuances of equity securities;
- The directors believe there is sufficient cash available for the Group to continue operating until it can raise sufficient further capital to fund its ongoing activities.

Should the Group be unable to continue as a going concern, it may be required to realise its assets and extinguish its liabilities other than in the ordinary course of business, and at amounts that differ from those stated in the financial statements.

(b) Statement of compliance

The financial report complies with Australian Accounting Standards and consequently with International Financial Reporting Standards (IFRS) as issued by the International Accounting Standards Board.

(c) Basis of consolidation

The consolidated financial statements incorporate the assets and liabilities of all subsidiaries of Sunstone Metals Limited ("Company", "Sunstone" or "Parent Entity") as at 30 June 2026 and the results of all the subsidiaries for the financial period then ended. The Company and its subsidiaries together are referred to in this financial report as the Group or Consolidated Entity.

For personal use only

Note 1. Summary of Material Accounting Policies continued

(c) Basis of consolidation (continued)

Subsidiaries are all those entities (including structured entities) over which the Group has control. The Group has control over an entity when the Group is exposed to, or has rights to, variable returns from its involvement with the entity and has the ability to use its controlling power to affect those returns.

Subsidiaries are fully consolidated from the date on which control is transferred to the Group. They are deconsolidated from the date that control ceases.

Intercompany transactions, balances and unrealised gains on transactions between Group companies are eliminated. Unrealised losses are also eliminated unless the transaction provides evidence of the impairment of the asset transferred. Accounting policies of subsidiaries have been changed where necessary to ensure consistency with the policies adopted by the Group.

(d) Operating segments

An operating segment is a component of an entity that engages in business activities from which it may earn revenues and incur expenses (including revenues and expenses relating to transactions with other components of the same entity), whose operating results are regularly reviewed by the entity's chief operating decision maker to make decisions about resources to be allocated to the segment and assess its performance and for which discrete financial information is available. This includes start-up operations which are yet to earn revenues. Management will also consider other factors in determining operating segments such as the existence of a line manager and the level of segment information presented to the Board of Directors.

Operating segments have been identified based on the information provided to the chief operating decision makers, being the Board of Directors.

The Group aggregates two or more operating segments when they have similar economic characteristics, and the segments are similar in each of the following respects:

- Nature of the products and production process;
- Type or class of customer for the products; and
- Methods used to distribute the products

Operating segments that meet the quantitative criteria as prescribed by AASB 8 are reported separately. However, an operating segment that does not meet the quantitative criteria is still reported separately where information about the segment would be useful to users of the financial statements.

Information about other business activities and operating segments that are below the quantitative criteria are combined and disclosed in a separate category for 'all other segments'.

(e) Revenue and other income recognition

Interest income

Interest income is recognised as it accrues using the effective interest method. This is a method of calculating the amortised cost of a financial asset and allocating the interest income over the relevant period using the effective interest rate, which is the rate that exactly discounts estimated future cash receipts through the expected life of the financial asset to the net carrying amount of the financial asset.

(f) Income tax

The income tax expense or revenue for the period is the tax payable on the current period's taxable income based on the income tax rate adjusted by changes in deferred tax assets and liabilities attributable to temporary differences between the tax bases of assets and liabilities and their carrying amounts in the financial statements, and to unused tax losses.

Deferred tax assets and liabilities are recognised for temporary differences at the tax rates expected to apply when the assets are recovered or liabilities are settled, based on those tax rates which are enacted or substantively enacted for each jurisdiction. The relevant tax rates are applied to the cumulative amounts of deductible and taxable temporary differences to measure the deferred tax asset or liability. An exception is made for certain temporary differences arising from the initial recognition of an asset or a liability. No deferred tax asset or liability is recognised in relation to these temporary differences if they arose in a transaction, other than a business combination, that at the time of the transaction did not affect either accounting profit or taxable profit or loss.

Deferred tax assets are recognised for deductible temporary differences and unused tax losses only if it is probable that future taxable amounts will be available to utilise those temporary differences and losses. Current and deferred tax balances attributable to amounts recognised directly in equity are also recognised directly in equity.

For personal use only

Note 1. Summary of Material Accounting Policies continued

(g) Cash and cash equivalents

Cash and cash equivalents includes cash on hand, deposits held at call with financial institutions, other short-term, highly liquid investments with original maturities of three months or less that are readily convertible to known amounts of cash and which are subject to an insignificant risk of change in value, and bank overdrafts. Bank overdrafts are shown within borrowings in current liabilities on the Statement of Financial Position.

(h) Trade and other receivables

Trade and other receivables are recognised at amortised cost, less any allowance for expected credit losses.

(i) Financial assets at fair value through profit or loss

Financial assets where the contractual cash flows are not solely payments of principal and interest are classified as financial assets at fair value through profit or loss.

The shares held in listed companies NordX Metals Corp. (previously United Lithium Corp) and NewPeak Metals Ltd (refer to Note 8), do not satisfy the solely payment of principal and interest test and are therefore classified as financial assets and recorded in the statement of financial position at fair value with net changes in fair value recognised in the statement of profit or loss and other comprehensive income.

(j) Exploration and evaluation expenditure

Exploration and evaluation expenditure incurred by or on behalf of the Group is accumulated separately for each area of interest. Such expenditure comprises net direct costs and an appropriate portion of related overhead expenditure, but does not include general overheads or administrative expenditure not having a specific focus with a particular area of interest.

Each area of interest is limited to a size related to a known or probable mineral resource capable of supporting a mining operation. Exploration and evaluation expenditure for each area of interest is carried forward as an asset provided that the rights to tenure of the area of interest are current and one of the following conditions is met:

- such costs are expected to be recouped through successful development and exploitation of the area of interest or, alternatively, by its sale; or
- exploration and evaluation activities in the area of interest have not yet reached a stage which permits a reasonable assessment of the existence or otherwise of economically recoverable reserves, and active and significant operations in relation to the area are continuing.

Expenditure which fails to meet the conditions outlined above is written off. Furthermore, the Directors regularly review the carrying value of exploration and evaluation expenditure and make write downs if the values are not expected to be recoverable.

When an area of interest is abandoned, any expenditure carried forward in respect of that area is written off. All capitalised exploration assets are not being depreciated.

(k) Impairment of non-financial assets

The Group assesses at each reporting date whether there is an indication that an asset may be impaired. If any such indication exists, or when annual impairment testing for an asset is required, the Group makes an estimate of the asset's recoverable amount. An asset's recoverable amount is the higher of its fair value less costs of disposal and its value in use and is determined for an individual asset, unless the asset does not generate cash inflows that are largely independent of those from other assets or groups of assets and the asset's value in use cannot be estimated to be close to its fair value. In such cases the asset is tested for impairment as part of the cash-generating unit to which it belongs.

When the carrying amount of an asset or cash-generating unit exceeds its recoverable amount, the asset or cash-generating unit is considered impaired and is written down to its recoverable amount.

In assessing value in use, the estimated future cash flows are discounted to their present value using a pre-tax discount rate that reflects current market assessments of the time value of money and the risks specific to the asset. Impairment losses relating to continuing operations are recognised in profit or loss.

For personal use only

Note 1. Summary of Material Accounting Policies continued

(k) Impairment of non-financial assets (continued)

An assessment is also made at each reporting date as to whether there is any indication that previously recognised impairment losses may no longer exist or may have decreased. If such indication exists, the recoverable amount is estimated. A previously recognised impairment loss is reversed only if there has been a change in the estimates used to determine the asset's recoverable amount since the last impairment loss was recognised. If that is the case the carrying amount of the asset is increased to its recoverable amount. That increased amount cannot exceed the carrying amount that would have been determined, net of depreciation, had no impairment loss been recognised for the asset in prior years. Such reversal is recognised in profit or loss. After such a reversal the depreciation charge is adjusted in future periods to allocate the asset's revised carrying amount, less any residual value, on a systematic basis over its remaining useful life.

(l) Trade and other payables

Trade payables are carried at amortised cost. These amounts represent liabilities for goods and services provided to the Group prior to the end of the financial year which are unpaid and arise when the Group becomes obliged to make future payments in respect of the purchase of these goods and services. The amounts are unsecured and are usually paid within 30 days of recognition.

(m) Provisions

Provisions are recognised when: the Group has a present legal or constructive obligation as a result of past events; it is more likely than not that an outflow of resources will be required to settle the obligation; and the amount has been reliably estimated. Provisions are not recognised for future operating losses.

Where there are a number of similar obligations, the likelihood that an outflow will be required in settlement is determined by considering the class of obligations as a whole. A provision is recognised even if the likelihood of an outflow with respect to any one item included in the same class of obligations may be small.

(n) Employee benefits

(i) Wages, salaries and annual leave

Liabilities for wages and salaries, including non-monetary benefits, annual leave and long service leave expected to be settled in full within 12 months after the end of the reporting date are recognised for employees' services up to the reporting date and are measured at the amounts expected to be paid when the liabilities are settled.

(ii) Other long-term employee benefits

Provision is made for employees' long service leave not expected to be settled in full within 12 months after the end of the reporting period in which the employees' render the services. Other long-term employee benefits are measured at the present value of the expected future payments to be made to employees.

(iii) Retirement benefit obligations

The Group contributes to various defined contribution superannuation funds for its employees.

Contributions to the funds are recognised as an expense as they become payable.

(iv) Share-based payments

Share-based compensation benefits are provided to employees via the employee performance rights plan, and options approved by the Board from time to time.

The fair value of options and performance rights granted is recognised as an employee benefit expense with a corresponding increase in equity. The fair value is measured at grant date and recognised over the period during which the Directors or employees become unconditionally entitled to the options or performance rights. The fair value at grant date is independently valued using a Trinomial or Monte Carlo pricing model.

The cumulative expense recognised between grant date and vesting date is adjusted to reflect the Directors' best estimate of the number of options or performance rights that will ultimately vest because of internal conditions of the options or performance rights, such as the employee having to remain with the Company until vesting date, or such that employees are required to meet internal targets. No expense is recognised for options/performance rights that do not ultimately vest because internal conditions are not met. An expense is still recognised for options/performance rights that do not ultimately vest because a market condition was not met.

(o) Contributed equity

Ordinary shares are classified as equity. Incremental costs directly attributable to the issue of new shares or options are shown in equity as a deduction, net of tax, from the proceeds.

For personal use only

Note 1. Summary of Material Accounting Policies continued

(p) Foreign currency transactions and balances

(i) Functional and presentation currency

The functional currency of each of the Group's entities is measured using the currency of the primary economic environment in which that entity operates. The consolidated financial statements are presented in Australian dollars which is the Company's functional and presentation currency. The functional currency of the Group's foreign operations is primarily US Dollars.

(ii) Transactions and balances

Foreign currency transactions are translated into functional currency using the exchange rates prevailing at the date of the transaction. Foreign currency monetary items are translated at the period end exchange rate. Exchange differences arising on the translation of foreign currency transactions are recognised in profit or loss.

(iii) Group companies

The results and the financial position of all the Group entities (none of which has a currency of a hyperinflationary economy) that have a functional currency different from the presentation currency are translated into the presentation currency as follows:

- Assets and liabilities are translated at period-end exchange rates prevailing at the reporting date;
- Income and expenses are translated at average exchange rates for the period; and
- Retained profits are translated at the exchange rates prevailing at the date of the transaction.

Exchange differences arising on the translation of foreign operations are transferred directly to the Group's foreign currency translation reserve in the Statement of Financial Position. These differences are recognised in the profit or loss in the period in which the operation is disposed.

(q) Application of new and revised Accounting Standards

In the current year, there were no new and revised AASBs issued by the Australian Accounting Standards Board (AASB) that had a significant impact on the Group's financial statements for the accounting period that began on1 July 2025.

(r) New Accounting Standards issued but not yet effective

Aside from those listed below, there were no accounting standards which were issued but not yet effective and that are expected to have a material impact to the Group in the current or future reporting periods and on foreseeable future transactions.

- AASB 18 *Presentation and Disclosure in Financial Statements* has been issued by the AASB, and is effective for annual reporting periods beginning on or after 1 January 2027. This accounting standard replaces AASB 101 *Presentation of Financial Statements*, with many of the original disclosure requirements retained and there will be no impact on the recognition and measurement of items in the financial statements. However, the standard will affect presentation and disclosure in the financial statements, including introducing five categories in the statement of profit or loss and other comprehensive income: operating, investing, financing, income taxes and discontinued operations. The standard introduces two mandatory sub-totals in the statement: 'Operating profit' and 'Profit before financing and income taxes'. There are also new disclosure requirements for 'management-defined performance measures', such as earnings before interest, taxes, depreciation and amortisation ('EBITDA') or 'adjusted profit'. The standard provides enhanced guidance on grouping of information (aggregation and disaggregation), including whether to present this information in the primary financial statements or in the notes. The consolidated entity will adopt this standard from 1 July 2027 and it is expected that there will be a significant change to the structure of the statement of profit or loss and other comprehensive income.

Note 2. Critical accounting estimates and judgements

Estimates and judgments are continually evaluated and are based on historical experience and other factors, including expectations of future events that may have a financial impact on the Group and are believed to be reasonable under the circumstances. The resulting accounting estimates will, by definition, seldom equal the related actual results. Below are key estimates and assumptions that have a significant risk of causing a material adjustment to carrying amounts of certain assets and liabilities within the next annual reporting period.

Exploration and evaluation assets have been capitalised on the basis that the Group will commence commercial production in the future from which the costs will be amortised in proportion to the depletion of the mineral resources. A regular review is undertaken of each area of interest to determine the appropriateness of continuing to carry forward costs in relation to that area of interest. The carrying value of exploration and evaluation assets at 30 June 2026 was $96,014,471 (2025: $90,323,654).

For personal use only

Note 3. Earnings per share

	2026 $	2025 $
Basic earnings per share[1]	**(1.2)**	(1.4)
Diluted earnings per share[1]	**(1.2)**	(1.4)
Weighted average number of shares	**Number**	Number
Used in calculating basic earnings per share[1]	**218,511,926**	167,241,065
Used in calculating diluted earnings per share[1]	**218,511,926**	167,241,065
	$	$
Profit/(loss) used in calculating basic and diluted loss per share	**(2,607,786)**	(2,406,942)

(1) Restated for 1:30 consolidation completed in March 2026

Due to the loss incurred in the current year, no share options or performance rights have been included in the calculation as they have an anti-dilutive effect.

Note 4. Expenses

Profit/(loss) before income tax includes the following:

	2026 $	2025 $
Employee benefits expense*		
Salaries & wages	**951,644**	725,467
Directors' fees	**198,393**	175,017
Defined contribution superannuation expense	**76,607**	106,212
Share based payments (refer Note 18(b))	**406,858**	181,188
Movement in leave provisions	**(4,623)**	16,068
Other	**37,469**	111,489
	1,666,348	1,315,441

* Excludes employee costs capitalised to exploration and evaluation expenditure

Note 5. Income tax

	2026 $	2025 $
(a) Numerical reconciliation between aggregate tax expense recognised in the consolidated statement of profit or loss and other comprehensive income and tax expense calculated per the statutory income tax rate		
Accounting profit/(loss) before income tax	**(2,607,786)**	(2,406,942)
At the Group's statutory income tax rate of 30%	**(782,336)**	(722,083)
Non-deductible expenses/(non-assessable income)	**122,538**	54,973
Deferred tax assets not brought to account[1]	**659,798**	667,110
	–	–

For personal use only

For personal use only

Note 5. Income tax continued

	2026 $	2025 $
(b) Deferred tax balances		
Deferred tax assets		
Employee provisions	**85,016**	86,402
Share issue costs charged to equity	**40,077**	26,977
Unused income tax losses	**7,508,774**	6,965,062
Total deferred tax assets	**7,633,867**	7,078,441
Total unrecognised deferred tax assets[1]	**(7,633,867)**	(7,078,441)
Net deferred tax assets	**–**	–

Note 1: The Group has not recognised the deferred tax assets in the consolidated statement of financial position as it is not considered probable that sufficient taxable amounts will be generated in future periods to offset the deferred tax assets.

Note 6. Cash and cash equivalents

	2026 $	2025 $
Cash on hand and at bank	**1,666,655**	2,674,579

Cash at bank earns interest at floating rates based on daily bank deposit rates. The cash at bank is bearing floating interest rates between 3.44% and 4.86% (2025: 3.49% and 4.89%). The carrying amounts of cash and cash equivalents represent fair value. Restricted cash balances totalling $339,459 (2025: $299,908) representing term deposits securing various performance guarantees have been disclosed under trade and other receivables (refer Note 7).

Note 7. Trade and other receivables

	2026 $	2025 $
Other debtors	**38,031**	63,024
Deposits	**339,459**	299,908
Prepayments	**58,616**	61,239
Total trade and other receivables	**436,106**	424,171

Other debtors consist of invoices for recovery of costs as per contract terms, GST and VAT receivables from the taxation authorities and other minor amounts. All receivables are carried at amortised cost which approximates their fair value. All receivables excluding deposits are non-interest bearing and balances are current.

Note 8. Financial assets at fair value through profit or loss

	2026 $	2025 $
Current		
Shares in NewPeak Metals Ltd	**13,070**	17,971
Shares in NordX Metals Corp*	**53,252**	51,915
Total financial assets at fair value through profit or loss	**66,322**	69,886

* Previously United Lithium Corp

Note 8. Financial assets at fair value through profit or loss continued

Reconciliation of the written down values at the beginning and end of the financial year:

	2026 $	2025 $
Opening fair value	**69,886**	111,460
Fair value increments/(decrements)	**(3,564)**	(41,574)
Closing fair value	**66,322**	69,886

Shares held in listed companies are recognised at the market value on the reporting date of $66,322 (2025: $69,886) under level 1 of the fair value hierarchy referred to in AASB 13 Fair Value Measurement.

It is noted that this value may fluctuate from period to period due to share price movements and changes in the exchange rate between the Australian Dollar and the Canadian Dollar.

Note 9. Property, plant and equipment

	Office equipment $	Computer equipment $	Exploration equipment $	Right of use assets $	Mine infrastructure $	Total $
Carrying amount at 30 June 2024	19,710	75,316	345,757	77,583	1,122,756	1,641,122
Additions	–	–	–	–	168,941	168,941
Reallocation	–	–	(5,868)	–	5,868	–
Disposals	–	–	(2,179)	(62,806)	–	(64,985)
Depreciation expensed	–	(10,824)	(11,015)	(14,777)	–	(36,616)
Depreciation capitalised as exploration	(3,809)	(52,609)	(108,258)	–	–	(164,676)
Effect of movement in foreign exchange	422	1,883	7,897	–	18,452	28,654
Carrying amount at 30 June 2025	16,323	13,766	226,334	–	1,316,017	1,572,440
Additions	**–**	**4,128**	**21,370**	**–**	**7,696**	**33,194**
Disposals	**–**	**–**	**–**	**–**	**–**	**–**
Depreciation expensed	**–**	**(2,860)**	**–**	**–**	**–**	**(2,860)**
Depreciation capitalised as exploration	**(2,962)**	**(9,576)**	**(69,516)**	**–**	**–**	**(82,054)**
Effect of movement in foreign exchange	**(753)**	**(325)**	**(10,314)**	**–**	**(65,142)**	**(76,534)**
Balance at 30 June 2026	**12,608**	**5,133**	**167,874**	**–**	**1,258,571**	**1,444,186**
As at 30 June 2025						
At cost	54,713	339,681	709,535	–	1,316,017	2,419,946
Accumulated depreciation	(38,390)	(325,915)	(483,201)	–	–	(847,506)
	16,323	13,766	226,334	–	1,316,017	1,572,440
As at 30 June 2026						
At cost	**53,194**	**332,241**	**701,923**	**–**	**1,258,571**	**2,345,929**
Accumulated depreciation	**(40,586)**	**(327,108)**	**(534,049)**	**–**	**–**	**(901,743)**
	12,608	**5,133**	**167,874**	**–**	**1,258,571**	**1,444,186**

Right of use assets relates to an office lease which was cancelled during the prior year.

For personal use only

For personal use only

Note 10. Exploration and evaluation assets

	2026 $	2025 $
Opening balance	**90,323,654**	81,224,918
Exploration and evaluation expenditure	**9,479,002**	7,919,713
Effect of movement in foreign exchange	**(3,788,185)**	1,179,023
Closing balance	**96,014,471**	90,323,654

The recovery of the Group's interest in exploration assets is dependent upon:

- the continuance of the Group's rights to tenure of the areas of interest;
- the results of future exploration; and
- the recoupment of costs through successful development and exploitation of the areas of interest, or alternatively, by their sale.

Note 11. Trade and other payables

	2026 $	2025 $
Trade payables	**412,744**	285,412
Sundry payables and accrued expenses	**69,010**	56,673
Total trade and other payables	**481,754**	342,085

Note 12. Provisions

	2026 $	2025 $
Current		
Employee provisions	**823,458**	489,881
Non-current		
Employee provisions	**161,774**	103,540

Note 13. Contributed equity

(a) Movements in ordinary share capital

		Number of shares	Issue price $	$
	Balance at 30 June 2024	**3,838,267,272**		**131,310,143**
Jul 24	Share placement – Director allocation	13,636,364	0.010	150,000
Sep 24	Share placement	474,000,000	0.005	2,370,000
Oct 24	Share purchase plan	797,000,000	0.005	3,985,000
Oct 24	Share placement – Director allocation	26,000,000	0.005	130,000
Nov 24	Options exercised	1,000,000	0.0075	7,500
Jan 25	Options exercised	100,000	0.0075	750
Apr 25	Share placement	800,000,000	0.005	4,000,000
Apr 25	Options exercised	18,792,000	0.0075	140,940
May 25	Options exercised	85,490,400	0.0075	641,178
Jun 25	Options exercised	25,973,450	0.0075	224,801
	Share issue costs			(581,224)
	Balance at 30 June 2025	**6,084,259,486**		**142,379,088**

Note 13. Contributed equity continued

(a) Movements in ordinary share capital (continued)

		Number of shares	Issue price $	$
Jul 25	Options exercised	85,254,200	0.0075	639,407
Aug 25	Options exercised	36,982,750	0.0075	277,371
Sept 25	Options exercised	89,618,240	0.0075	672,137
Sept 25	Performance rights vested	12,000,000	–	–
Oct 25	Options exercised	57,021,259	0.0075	427,659
Nov 25	Options exercised	4,250,000	0.0075	31,875
Dec 25	Options exercised	4,249,357	0.0075	31,870
Dec 25	Share placement	416,842,106	0.019	7,920,000
Jan 26	Options exercised	4,300,000	0.0075	32,250
Feb 26	Options exercised	3,850,000	0.0075	28,875
Mar 26	Effect of 1-for-30 share consolidation	(6,572,004,541)		–
Mar 26	Share placement – Director allocation	140,352	0.57	80,000
Mar 26	Options exercised	36,734	0.225	8,265
Apr 26	Options exercised	76,667	0.225	17,250
May 26	Options exercised	288,337	0.225	64,876
Jun 26	Options exercised	48,667	0.225	10,950
	Share issue costs			(595,102)
	Balance at 30 June 2026	**227,213,514**		**152,026,771**

The issue price for vested employee performance rights is deemed to be the accumulated amount recorded in the share based payment reserve at the vesting period. No cash is received when the rights are exercised.

(b) Ordinary shares

Ordinary shares entitle the holder to participate in dividends and the proceeds on winding up of the Group in proportion to the number of and amounts paid on the shares held. On a show of hands every holder of ordinary shares present at a meeting in person or by proxy, is entitled to one vote, and upon a poll each share is entitled to one vote.

(c) Employee and Director's Option Plan / Performance Right's Plan

Information relating to the Employee Performance Right's Plan, including details of instruments issued, exercised and lapsed during the financial year are set out in Note 18.

(d) Options/Performance Rights

As at 30 June 2026, there were 8,336,942 unlisted options, and 8,812,047 performance rights over ordinary shares on issue (restated for 1:30 consolidation completed in March 2026) (see Note 18).

(e) Capital management

The objective is to ensure the Group continues as a going concern as well as to maintain an optimal structure to reduce the cost of capital. Sunstone is a junior exploration company and it is dependent from time to time on its ability to raise capital from the issue of new shares and its ability to realise value from its exploration and evaluation assets. The Board is responsible for capital management. This involves the use of cash flow forecasts to determine future capital requirements. Capital management is undertaken to ensure a secure, cost-effective and flexible supply of funds is available to meet the Group's operating and capital expenditure requirements. The Group does not have any debt facilities and is not subject to any external capital requirements. Surplus funds are invested in a cash management account and are available as required. Financial liabilities of the Group at balance date are trade and other payables. Trade and other payables are unsecured and usually paid within 30 days of recognition.

For personal use only

For personal use only

Note 13. Contributed equity continued

(e) Capital management (continued)

The ability to raise equity in the future to fund the Group's operations, investigations and exploration activities is a risk that could influence the activities of the Group. The Group has historically raised sufficient capital to fund its operations, however, it recognises that it is at risk of financial markets which dictate its ability to fund operations beyond exhaustion of the current cash funds and monetisation of investments held such as shares in listed entities.

	2026 $	2025 $
Current assets	**2,169,083**	3,168,636
Current liabilities	**1,305,212**	831,966
Liquidity ratio	**1.7 : 1**	3.8 : 1

The Group intends to raise funds in the short to medium term to fund its exploration, investigating and evaluation activities.

Note 14. Reserves

	2026 $	2025 $
Share based payments reserve	**5,849,091**	4,966,093
Foreign currency translation reserve	**(478,310)**	3,413,055
Total reserves	**5,370,781**	8,379,148
Share based payments reserve		
Opening balance	**4,966,093**	4,650,495
Share based payments – employees	**882,998**	315,598
Closing balance	**5,849,091**	4,966,093
Foreign currency translation reserve		
Opening balance	**3,413,055**	2,177,144
Foreign exchange gains/(losses) on translation	**(3,891,365)**	1,235,911
Closing balance	**(478,310)**	3,413,055

Nature and purpose of reserves

Share-based payments reserve

The share based payments reserve is used to record the fair value of share based payments provided to Directors, employees, including key management personnel, and contractors as payment for services.

Foreign currency translation reserve

The foreign currency translation reserve is used to recognise foreign exchange gains or losses arising on the translation of the financial report of foreign subsidiary companies. The functional currency of Sunstone is the Australian Dollar and that of its foreign operations is primarily the US Dollar.

Note 15. Non-controlling interests

	2026 $	2025 $
Interest in:		
Share capital	**935,783**	935,783
Recognition on acquisition/disposal	**4,420**	4,420
Retained earnings	**(66,535)**	(66,535)
Total non-controlling interests	**873,668**	873,668

Note 16. Cash Flow Information

Reconciliation of net loss after tax to net cash flow from operating activities:

	2026 $	2025 $
Operating profit/(loss) after income tax	**(2,607,786)**	(2,406,942)
Non-cash items in operating profit/(loss)		
Depreciation and amortisation	**2,857**	36,616
Net fair value (gain)/loss on financial assets at fair value through profit or loss	**3,564**	41,574
Impairment expense	**896**	–
Foreign exchange loss	**68,049**	9,058
Share based payments – performance rights/options	**406,858**	181,188
Other items	**–**	(1,655)
Changes in operating assets and liabilities		
Decrease/(increase) in trade and other receivables*	**24,992**	(8,584)
(Decrease)/increase in trade and other payables*	**42,156**	(20,162)
(Decrease)/increase in provisions*	**290,078**	(794,434)
Net cash flows from operating activities	**(1,768,336)**	(2,963,341)

* Movements do not include balances which relate to capitalised exploration and evaluation expenditure.

Cash and non-cash movements in liabilities arising from financing activities

Lease liabilities	2026 $	2025 $
Opening balance	**–**	78,399
Cash: lease payments	**–**	(13,939)
Non-cash: additions	**–**	–
Non-cash: lease cancellation	**–**	(64,460)
Closing balance	**–**	–

Note 17. Segment reporting

The Group has determined its operating segment based upon reports reviewed by the Board (Chief Operating Decision Makers) for making strategic decisions. The Board has identified three operating segments being the two exploration projects in Ecuador, Bramaderos and El Palmar, as well as Corporate which includes investments held through the Australian Parent Company. Given its close geographic proximity to El Palmar, early stage activities at Verde Chico are included within El Palmar, as these locations will ultimately form a single cash generating unit.

The reportable segment is based on aggregated operating segments determined by the geographical similarity of the Group's areas of interest and the economic environments in which the Group operates.

The Group continues to review and assess other resource projects both within Australia and overseas as opportunities arise. The accounting policies used by the Group in reporting segments internally are the same as those used in preparing the annual report.

For personal use only

Note 17. Segment reporting continued

Geographical areas

Summary financial information by geographical location is detailed below.

	2026 $	2025 $
Profit/(loss)		
Corporate	**(2,607,786)**	(2,406,942)
Bramaderos	**–**	–
El Palmar	**–**	–
	(2,607,786)	(2,406,942)
Current assets		
Corporate	**1,017,271**	1,999,860
Bramaderos	**897,734**	617,869
El Palmar	**254,078**	550,907
	2,169,083	3,168,636
Non-current assets		
Corporate	**4,972**	3,702
Bramaderos	**64,541,020**	60,575,829
El Palmar	**32,912,665**	31,316,563
	97,458,657	91,896,094
Current liabilities		
Corporate	**887,670**	560,917
Bramaderos	**297,117**	162,767
El Palmar	**120,425**	108,282
	1,305,212	831,966
Non-current liabilities		
Corporate	**8,861**	3,888
Bramaderos	**93,750**	67,604
El Palmar	**59,163**	32,548
	161,774	103,540

Note 18. Share-based payments

(a) Issue of Options and Performance Rights

The fair values of the options and performance rights have been determined by an external party using a Trinomial Lattice model for options which defines the conditions under which employees are expected to exercise their options after vesting in terms of the share price reaching a specified multiple of the exercise price, and a Monte Carlo simulation for performance rights.

Share price volatility has a powerful influence on the estimation of the fair value of an option and performance right, much of the value of which is derived from its potential appreciation. The more volatile the share price, the more valuable the option. Volatility for the fair value of the options has been determined by the external party performing the valuation using the historical 3 year volatility.

For personal use only

Note 18. Share-based payments continued

(a) Issue of Options and Performance Rights (continued)

The tables below outline the key details for all options and performance rights outstanding as at 30 June 2026:

Options:

Grant Date	Options Outstanding[1]	Expiry Date	Value per Option	Total Value $	Exercise Price[1]	Share price at Grant Date[1]	Share Volatility	Risk Free rate of return
17 October 2023	400,000	16 Oct 26	$0.132	52,800	$1.260	$0.42	85%	4.095%
6 February 2024	200,000	5 Feb 27	$0.132	26,400	$1.260	$0.33	102%	4.095%
24 October 2024	7,036,940	24 Oct 26	$0.0918	645,991	$0.225	$0.18	105%	3.973%
24 October 2025	700,002	24 Oct 28	$0.330	231,000	$0.960	$0.57	95%	3.408%
	8,336,942			**956,191**				

(1) Restated for 1:30 consolidation completed in March 2026

Weighted average remaining life: 0.5 years

Performance Rights:

Grant Date	Rights Outstanding[1]	Expiry Date	Value per Right	Total Value $	Vesting Condition	Share price at Grant Date	Share Volatility	Risk Free rate of return
17 Oct 2023: Tranche 1	276,669	17 Oct 26	$0.216	59,760	$2.010	$0.42	85%	4.095%
17 Oct 2023: Tranche 2	276,669	17 Oct 26	$0.363	121,000	TSR	$0.42	85%	4.095%
17 Oct 2023: Tranche 3	276,669	17 Oct 26	$0.186	62,000	$2.550	$0.42	85%	4.095%
24 Oct 2024: Tranche 1	1,667,938	30 Jun 27	$0.099	165,125	$0.681	$0.18	85%	3.503%
24 Oct 2024: Tranche 2	1,667,938	30 Jun 27	$0.078	130,099	$1.023	$0.18	85%	3.503%
24 Oct 2025: Tranche 1	2,323,082	30 Jun 28	$0.471	1,094,172	$0.852	$0.54	95%	3.404%
24 Oct 2025: Tranche 2	2,323,082	30 Jun 28	$0.414	961,756	$1.281	$0.54	95%	3.404%
	8,812,047			**2,593,912**				

(1) Restated for 1:30 consolidation completed in March 2026

Weighted average remaining life: 1.5 years

For personal use only

For personal use only

Note 18. Share-based payments continued

(a) Issue of Options and Performance Rights (continued)

The tables below outline the movements for share-based payments options and performance rights during 2026:

Options:

Grant Date	Beginning Balance[1]	Granted during year[1]	Exercised during year	Lapsed	Balance at end of year	Vested and Exercisable
17 October 2023	400,000	–	–	–	400,000	400,000
6 February 2024	200,000	–	–	–	200,000	200,000
24 October 2024	17,004,869	–	(9,967,929)	–	7,036,940	7,036,940
24 October 2025	–	700,002	–	–	700,002	–
	17,604,869	**700,002**	**(9,967,929)**	**–**	**8,336,942**	**7,636,940**

(1) Restated for 1:30 consolidation completed in March 2026

Performance Rights:

Grant Date	Beginning Balance[1]	Granted as remuneration	Exercised during year	Lapsed	Balance at end of year	Vested and Exercisable
31 Oct 2022: Tranche 1	257,778	–	–	(257,778)	–	–
31 Oct 2022: Tranche 2	257,778	–	–	(257,778)	–	–
31 Oct 2022: Tranche 3	257,778	–	–	(257,778)	–	–
17 Oct 2023: Tranche 1	276,669	–	–	–	276,669	–
17 Oct 2023: Tranche 2	276,669	–	–	–	276,669	–
17 Oct 2023: Tranche 3	276,669	–	–	–	276,669	–
24 Oct 2024: Tranche 1	1,667,938	–	–	–	1,667,938	–
24 Oct 2024: Tranche 2	1,667,938	–	–	–	1,667,938	–
24 Oct 2025: Tranche 1	–	2,323,082	–	–	2,323,082	–
24 Oct 2025: Tranche 2	–	2,323,082	–	–	2,323,082	–
Total	**4,939,217**	**4,646,164**	**–**	**(773,334)**	**8,812,047**	**–**

(1) Restated for 1:30 consolidation completed in March 2026

During the 2026 financial year 4,646,164[1] performance rights were granted with the following performance conditions attached:

Grant date	Tranche 1	Tranche 2
24 Oct 2025	The 50-day volume weighted average share price of the Company at 30 June 2028 is at, or above, $0.852[1].	The 50-day volume weighted average share price of the Company at 30 June 2028 is at, or above, $1.281[1].

(1) Restated for 1:30 consolidation completed in March 2026

(b) Amortisation expense of Options and Performance Rights

The amortised expense for performance rights in the consolidated statement of profit or loss and other comprehensive income for the year ended 30 June 2026 was $249,271 (2025: $149,653). A further $476,140 (2025: $134,410) was capitalised as it related to employees working exclusively on the exploration projects including Ecuadorian staff. Expense for options was $157,587 (2025: $31,535).

Note 19. Related party transactions and Key Management Personnel

(b) Amortisation expense of Options and Performance Rights (continued)

Controlling entities

The ultimate parent entity in the wholly-owned Group is Sunstone Metals Limited.

Interests in subsidiaries are disclosed in Note 23.

Key Management Personnel compensation

	2026 $	2025 $
Short-term employee benefits	**1,437,543**	1,570,795
Cash bonus	**247,829**	–
Post employment benefits	**136,608**	155,848
Long-term benefits	**21,882**	47,574
Share based payments	**650,697**	246,053
Total Key Management Personnel compensation	**2,494,559**	2,020,270

There were no other related party transactions during the financial year (2025: Nil)

Note 20. Capital and other commitments

	2026 $	2025 $
Commitments on tenements		
Not later than 12 months	**235,624**	334,576
Between 12 months and 5 years	**2,982,441**	3,467,822
Total commitments	**3,218,065**	3,802,398

Exploration tenement fees are required to keep licenses in good standing. The Group is committed to this expenditure on the current tenements. In order to maintain current rights to tenure of its mineral tenement leases, the Group will be required to pay exploration tenement/claim fees to the government in Ecuador in addition to proving reasonable exploration activities have been undertaken. These obligations may be varied from time to time, or subject to approval, and are expected to be fulfilled in the normal course of operations of the Group.

At 30 June 2026, Sunstone held 74.5% of the highly prospective El Palmar copper-gold porphyry project in Ecuador. Following the signing of an Amended Staged Acquisition Agreement 3 July 2026, ownership increased to 82.6% following a payment of US$540,000 on 6 July 2026. Sunstone can increase ownership to 100% with a final payment of US$1,160,000 due by 1 July 2027.

Note 21. Financial instruments and financial risk management

The Group's activities expose it to a variety of financial risks including credit risk, liquidity risk, interest rate risk and foreign currency risk.

The Group's overall risk management program focuses on the unpredictability of financial markets and seeks to minimise potential adverse effects on the financial performance of the Group.

Risk management is carried out by the Board of Directors under policies approved by the Board.

The Board identifies and evaluates financial risks and provides written principles for overall risk management.

For personal use only

For personal use only

Note 21. Financial instruments and financial risk management continued

(i) Credit risk

The Group's maximum exposures to credit risk at the reporting date in relation to each class of recognised financial asset is the carrying amount of those assets as indicated in the Statement of Financial Position.

Credit risk arises from the financial assets of the Group, which comprise cash and cash equivalents and trade and other receivables.

The Group trades only with recognised, credit worthy third parties. As the Group holds the majority of the Group's cash balances with one institution, the credit risk is concentrated in one area. Risk is considered minimal as the institution is Australian and AA- rated.

The Group's primary banker is National Australia Bank Limited. At the reporting date all operating accounts are with this bank, except for funds transferred to Ecuador to meet the working capital needs of the subsidiary companies. The cash needs of the subsidiary operations are monitored by the Company and funds are advanced to the operations on an as needs basis. The Directors believe this is the most efficient method of balancing the monitoring and mitigation of potential credit risks arising out of holding cash assets in overseas jurisdictions, and the funding mechanisms required by the Group.

(ii) Liquidity risk

Prudent liquidity risk management implies maintaining sufficient cash to meet commitments as and when they fall due.

It is the Group's policy to review the Group's liquidity position including cash flow forecasts to determine the forecast liquidity position and maintain appropriate liquidity levels.

The remaining contractual maturities of the Group's liquid financial assets and financial liabilities are:

	2026 $	2025 $
Liquid financial assets		
Cash and cash equivalents	**1,666,655**	2,674,579
Liquid financial liabilities		
Three months or less	**481,754**	342,085

Fair values

All financial assets and liabilities recognised on the Consolidated Statement of Financial Position at amortised cost, are recognised at amounts that represent a reasonable approximation of fair value unless otherwise stated in the applicable notes (refer Note 8).

(iii) Interest rate risk

The Group's exposure to interest rates primarily relates to its cash and cash equivalents.

At reporting date, the Group had the following exposure to variable interest rate risk.

	2026 $	2025 $
Financial assets		
Cash and cash equivalents	**1,666,655**	2,674,579
	1,666,655	2,674,579

The following sensitivity analysis is based on the interest rate risk exposure in existence at the reporting date. The 1% sensitivity (2025: 1%) is based on reasonably possible changes over a financial year, using the observed range of actual historical rates for the preceding five year period.

Note 21. Financial instruments and financial risk management continued

(iii) Interest rate risk (continued)

At 30 June 2026, if interest rates had moved, as illustrated in the table below, with all other variables held constant, post-tax loss would have been affected as follows:

	2026 $	2025 $
Post tax gain/(loss)		
+1.0% (100 basis points)	**16,667**	26,746
-1.0% (100 basis points)	**(16,667)**	(26,746)

The average interest rate for the year ended 30 June 2026 was 3.80% (2025: 4.17%).

The Group deals with financial institutions that have an A rating or better.

(iv) Market risk

As a result of significant investment in Ecuador, the Group's statement of financial position can be affected significantly by movements in the US Dollar/Australian Dollar exchange rates.

In addition, included in current assets is financial assets at fair value of $66,322 for the value of the shares held in CSE listed NordX Metals Corp (previously United Lithium Corp) denominated in Canadian dollars, and shares in ASX listed NewPeak Metals Ltd. If either the market price of the shares or the Australian dollar / Canadian dollar rates move this will have an impact on post-tax profit or loss.

At 30 June 2026, if either the market price of the shares or the Australian dollar / Canadian dollar rates had moved, with all other variables held constant, post-tax loss would have been affected as follows:

	2026 $	2025 $
Financial assets		
Financial assets at fair value through profit or loss	**66,322**	69,886

	2026 $	2025 $
Post tax gain/(loss)		
+10% change in market price or exchange rate	**6,632**	6,989
-10% change in market price or exchange rate	**(6,632)**	(6,989)

Note 22. Remuneration of auditors

	2026 $	2025 $
During the year the following fees were paid or payable for services provided by the auditor of the Company and its related practices:		
Audit and review services		
HLB Mann Judd	**65,000**	60,439
	65,000	60,439

For personal use only

For personal use only

Note 23. Subsidiaries

Name of entity	Country of incorporation	Class of shares	Ownership interest held by group[1] 2026	2025
Scandian Metals Pty Ltd	Australia	Ordinary	100%	100%
Scandian Metals AB	Sweden	Ordinary	–[2]	100%[2]
Sunstone Metals Canada Limited	Canada	Ordinary	100%	100%
Sunstone Metals Ecuador S.A.	Ecuador	Ordinary	100%[3]	100%[3]
Bramaderos S.A.	Ecuador	Ordinary	87.5%	87.5%
Gold Exploration Ecuador S.A.	Ecuador	Ordinary	74.5%[4]	74.5%[4]
Compania Minera Verde Chico CIA LTDA	Ecuador	Ordinary	0%[4]	0%[4]
Verde Chico Exploraciones VCE SAS	Ecuador	Ordinary	100%[5]	100%[5]

Notes:

1 The proportion of ownership interest is equal to the proportion of voting power held.

2 Scandian Metals AB was a 100% owned subsidiary of Scandian Metals Pty Ltd, and was liquidated in July 2025.

3 Sunstone Metals Ecuador is a 100% owned subsidiary of Sunstone Metals Canada.

4 Golden Exploration Ecuador S.A. and Compania Minera Verde Chico CIA LTDA are subject to Staged Acquisition Agreements for Sunstone to ultimately hold 100%. Following the signing of an Amended Staged Acquisition Agreement 3 July 2026, ownership increased to 82.6% following a payment of US$540,000 on 6 July 2026. Sunstone can increase ownership to 100% with a final payment of US$1,160,000 due by 1 July 2027.

5 Verde Chico Exploraciones VCE SAS is a 100% owned subsidiary of Sunstone Metals Canada and is the company responsible for exploration on the Verde Chico project.

Note 24. Contingent assets and liabilities

Future consideration of $1.5 million is receivable from NewPeak Metals Limited contingent on delivery of at least 500,000 ounces of gold in Measured and Indicated Resources from the acquired permits in Finland. As the project is at an early stage of exploration it is not considered virtually certain that this milestone will be met, as required under AASB 137, and therefore the Group has not recognised a receivable for this further consideration.

The Group is not aware of any other material contingent assets or liabilities at 30 June 2026 not otherwise disclosed in the Financial Statements.

Note 25. Dividends

No dividend was paid or declared by the Company in the period since the end of the previous financial year, and up to the date of this report. The Directors do not recommend that any amount be paid by way of dividend for the financial period ended 30 June 2026 (2025: nil).

The balance of the Company's franking account is nil (2025: nil).

Note 26. Events occurring after reporting date

Except as noted below, no matter or circumstance has occurred subsequent to year end that has significantly affected, or may significantly affect, the operations of the Group, the results of those operations or the state of affairs of the Group or economic entity in subsequent financial periods:

- On 29 June 2026, Sunstone announced it had raised A$9,940,591 (before fees) by way of a share placement. Funds were received on 7 July 2026, and 56,803,378 shares were issued on 8 July 2026.
- On 3 July 2026, Sunstone signed an Amended Staged Acquisition Agreement with respect to Gold Exploration Ecuador S.A ("GOEX") to amend the final payment terms to acquire 100% of the project. A payment of US$540,000 was made on 6 July 2026 to increase Sunstone's ownership in GOEX from 75.5% to 82.6%. Sunstone can increase ownership in GOEX to 100% with a final payment of US$1,160,000 due by 1 July 2027.

Note 27. Parent Entity Information

Information relating to Sunstone Metals Limited:

	2026 $	2025 $
Current assets	**986,904**	1,938,911
Non-current assets	**65,345,072**	60,034,484
Total assets	**66,331,976**	61,973,395
Current liabilities	**857,294**	502,779
Non-current liabilities	**8,861**	3,389
Total liabilities	**866,155**	506,168
Net assets	**65,465,821**	61,467,227
Issued capital	**152,026,771**	142,379,088
Accumulated losses	**(92,410,041)**	(85,877,954)
Share based payments reserve	**5,849,091**	4,966,093
Total shareholders' equity	**65,465,821**	61,467,227
Net profit/(loss) for the year	**(6,531,635)**	(1,431,122)
Total comprehensive profit/(loss)	**(6,531,635)**	(1,431,122)

There have been no guarantees entered into by the Parent Entity in relation to any debts of its subsidiaries.

The Parent Entity has no restricted cash balances at 30 June 2026 (2025: nil).

The accounting policies of the parent entity are consistent with those of the consolidated entity, as disclosed in Note 1.

For personal use only

Consolidated Entity Disclosure Statement

This Consolidated Entity Disclosure Statement as at 30 June 2026 has been prepared in accordance with s295(3A)(a) of the *Corporations Act 2001*.

Name of entity	Entity type	Trustee, partner or participant in joint venture	Country of incorporation	% of share capital	Australian or foreign tax resident	Jurisdiction of foreign residents
Sunstone Metals Limited	Body Corporate	n/a	Australia	n/a	Australian	n/a
Scandian Metals Pty Ltd	Body Corporate	n/a	Australia	100%	Australian	n/a
Sunstone Metals Canada Limited	Body Corporate	n/a	Canada	100%	Australian	n/a
Sunstone Metals Ecuador S.A.	Body Corporate	n/a	Ecuador	100%	Foreign	Ecuador
Bramaderos S.A.	Body Corporate	Joint Venture	Ecuador	87.5%	Foreign	Ecuador
Gold Exploration Ecuador S.A.	Body Corporate	n/a	Ecuador	74.5%[1]	Foreign	Ecuador
Compania Minera Verde Chico CIA LTDA	Body Corporate	n/a	Ecuador	0%[1]	Foreign	Ecuador
Verde Chico Exploraciones VCE SAS	Body Corporate	n/a	Ecuador	100%	Foreign	Ecuador

Notes:

1 Golden Exploration Ecuador S.A. and Compania Minera Verde Chico CIA LTDA are subject to Staged Acquisition Agreements for Sunstone to ultimately hold 100%.

For personal use only

Directors' Declaration

In accordance with a resolution of the Directors of Sunstone Metals Limited I state that:

In the opinion of the Directors:

(a) the financial statements and notes of the Group are in accordance with the *Corporations Act 2001*, including:

  (i) giving a true and fair view of the Group's financial position as at 30 June 2026 and of its performance for the year ended on that date; and

  (ii) complying with Australian Accounting Standards (including the Australian Accounting Interpretations) and the *Corporations Regulations 2001*;

(b) the financial statements and notes also comply with International Financial Reporting Standards as disclosed in Note 1(b)

(c) subject to the achievement of matters described in Note 1(a), there are reasonable grounds to believe that the Group will be able to pay its debts as and when they become due and payable;

(d) the Consolidated Entity Disclosure Statement on page 65 of the Financial Statements is true and correct; and

(e) this declaration has been made after receiving the declarations required to be made to the Directors in accordance with section 295A of the *Corporations Act 2001* for the financial year ended 30 June 2026.

On behalf of the Board



Mr Malcolm Norris
Chairman

Melbourne, Victoria
18 September 2026

For personal use only

Independent Auditor's Report

For personal use only

HLB MANN JUDD

Independent Auditor's Report to the Members of Sunstone Metals Limited

REPORT ON THE AUDIT OF THE FINANCIAL REPORT

Opinion

We have audited the financial report of Sunstone Metals Limited ("the Company") and its controlled entities ("the Group"), which comprises the consolidated statement of financial position as at 30 June 2026, the consolidated statement of profit or loss and other comprehensive income, the consolidated statement of changes in equity and the consolidated statement of cash flows for the year then ended, and notes to the financial statements, including material accounting policy information, the consolidated entity disclosure statement and the directors' declaration.

In our opinion, the accompanying financial report of the Group is in accordance with the *Corporations Act 2001*, including:

(a) giving a true and fair view of the Group's financial position as at 30 June 2026 and of its financial performance for the year then ended; and

(b) complying with Australian Accounting Standards and the *Corporations Regulations 2001*.

Basis for Opinion

We conducted our audit in accordance with Australian Auditing Standards. Our responsibilities under those standards are further described in the *Auditor's Responsibilities for the Audit of the Financial Report* section of our report. We are independent of the Group in accordance with the auditor independence requirements of the *Corporations Act 2001* and the ethical requirements of the Accounting Professional and Ethical Standards Board's APES 110 *Code of Ethics for Professional Accountants (including Independence Standards)* ("the Code") that are relevant to our audit of the financial report in Australia. We have also fulfilled our other ethical responsibilities in accordance with the Code.

We confirm that the independence declaration required by the *Corporations Act 2001*, has been given to the directors of the Company.

We believe that the audit evidence we have obtained is sufficient and appropriate to provide a basis for our opinion.

Material Uncertainty Regarding Going Concern

We draw attention to Note 1 (a) in the financial report, which indicates that the Group incurred a net loss of $2,607,786 during the year ended 30 June 2026 and, as of that date, the Group had net cash reserves of $1,666,655 and a net current asset surplus of $863,871. As stated in Note 1 (a), these events or conditions, along with other matters as set forth in Note 1 (a), indicate that a material uncertainty exists that may cast significant doubt on the Group's ability to continue as a going concern. Our opinion is not modified in respect of this matter.

Key Audit Matters

Key audit matters are those matters that, in our professional judgement, are of most significance in our audit of the financial report of the current period. We identified one key audit matter which has been addressed in the context of our audit of the financial report as a whole, and in forming our opinion thereon, and we do not provide a separate opinion on this matter.

hlb.com.au

HLB Mann Judd (SE Qld Partnership)
Level 15, 66 Eagle Street, Brisbane QLD 4000 | GPO Box 5225 Brisbane QLD 4001
T: +61 (0)7 3001 8800 **F:** +61 (0)7 3221 0812 **E:** infobne@hlbqld.com.au
Liability limited by a scheme approved under Professional Standards Legislation.

HLB Mann Judd (SE QLD Partnership) is a member of HLB International, the global advisory and accounting network.

For personal use only

Key Audit Matter	How our audit addressed the key audit matter
Capitalisation and impairment of Exploration and Evaluation Costs Refer to Note 1 (j) Summary of Material Accounting Policies: Exploration and evaluation expenditure; and Note 10: Exploration and evaluation assets	
In accordance with AASB 6 *Exploration for and Evaluation of Mineral Resources*, the Group capitalises all exploration and evaluation expenditure. As at 30 June 2026, the Group had a capitalised exploration and evaluation balance of $96,014,475. Capitalisation and impairment of Exploration and Evaluation Costs was determined to be key audit matter due to the following: • The significance of the total balance; and • The importance of this balance to the users' understanding of the financial statements as a whole; and • The level of procedures undertaken to evaluate management's application of the requirements of AASB 6 *Exploration for and Evaluation of Mineral Resources* We planned our audit work to address the audit risk that the valuation of, and accounting for, exploration and evaluation expenditure may not have been carried out in accordance with the relevant accounting standard.	Our procedures included but were not limited to the following: • Reviewed management's accounting treatment of capitalised costs under AASB 6 *Exploration for and Evaluation of Mineral Resources*; • Obtained evidence that the Group has current rights to tenure of its areas of interest; • Tested a sample of expenditure by agreeing to supporting documentation; • Reviewed management's assessment of impairment; and • Reviewed the adequacy of the Group's disclosures in the financial statements.

Information Other than the Financial Report and Auditor's Report Thereon

The directors are responsible for the other information. The other information comprises the information included in the Group's annual report for the year ended 30 June 2026, but does not include the financial report and our auditor's report thereon.

Our opinion on the financial report does not cover the other information and accordingly we do not express any form of assurance conclusion thereon.

In connection with our audit of the financial report, our responsibility is to read the other information and, in doing so, consider whether the other information is materially inconsistent with the financial report, or our knowledge obtained in the audit or otherwise appears to be materially misstated.

If, based on the work we have performed, we conclude that there is a material misstatement of this other information, we are required to report that fact. We have nothing to report in this regard.

For personal use only

HLB MANN JUDD

Responsibilities of the Directors for the Financial Report

The directors of the Company are responsible for the preparation of the financial report that gives a true and fair view in accordance with Australian Accounting Standards and the *Corporations Act 2001*, the consolidated entity disclosure statement that is true and correct and in accordance with the *Corporations Act 2001*, and for such internal control as the directors determine is necessary to enable the preparation of the financial report that gives a true and fair view and is free from material misstatement, whether due to fraud or error, and the consolidated entity disclosure statement that is true and correct and is free of misstatement, whether due to fraud or error.

In preparing the financial report, the directors are responsible for assessing the ability of the Group to continue as a going concern, disclosing, as applicable, matters related to going concern and using the going concern basis of accounting unless the directors either intend to liquidate the Group or to cease operations, or have no realistic alternative but to do so.

Auditor's Responsibilities for the Audit of the Financial Report

Our objectives are to obtain reasonable assurance about whether the financial report as a whole is free from material misstatement, whether due to fraud or error, and to issue an auditor's report that includes our opinion. Reasonable assurance is a high level of assurance but is not a guarantee that an audit conducted in accordance with Australian Auditing Standards will always detect a material misstatement when it exists. Misstatements can arise from fraud or error and are considered material if, individually or in the aggregate, they could reasonably be expected to influence the economic decisions of users taken on the basis of this financial report.

As part of an audit in accordance with the Australian Auditing Standards, we exercise professional judgement and maintain professional scepticism throughout the audit. We also:

- Identify and assess the risks of material misstatement of the financial report, whether due to fraud or error, design and perform audit procedures responsive to those risks, and obtain audit evidence that is sufficient and appropriate to provide a basis for our opinion. The risk of not detecting a material misstatement resulting from fraud is higher than for one resulting from error, as fraud may involve collusion, forgery, intentional omissions, misrepresentations, or the override of internal control.
- Obtain an understanding of internal control relevant to the audit in order to design audit procedures that are appropriate in the circumstances, but not for the purpose of expressing an opinion on the effectiveness of the Group's internal control.
- Evaluate the appropriateness of accounting policies used and the reasonableness of accounting estimates and related disclosures made by the directors.
- Conclude on the appropriateness of the directors' use of the going concern basis of accounting and, based on the audit evidence obtained, whether a material uncertainty exists related to events or conditions that may cast significant doubt on the Group's ability to continue as a going concern. If we conclude that a material uncertainty exists, we are required to draw attention in our auditor's report to the related disclosures in the financial report or, if such disclosures are inadequate, to modify our opinion. Our conclusions are based on the audit evidence obtained up to the date of our auditor's report. However, future events or conditions may cause the Group to cease to continue as a going concern.
- Evaluate the overall presentation, structure and content of the financial report, including the disclosures, and whether the financial report represents the underlying transactions and events in a manner that achieves fair presentation.

We communicate with the directors regarding, among other matters, the planned scope and timing of the audit and significant audit findings, including any significant deficiencies in internal control that we identify during our audit.

We also provide the directors with a statement that we have complied with relevant ethical requirements regarding independence, and to communicate with them all relationships and other matters that may reasonably be thought to bear on our independence, and where applicable, related safeguards.

For personal use only

HLB MANN JUDD

From the matters communicated with the directors, we determine those matters that were of most significance in the audit of the financial report of the current period and are therefore the key audit matters. We describe these matters in our auditor's report unless law or regulation precludes public disclosure about the matter or when, in extremely rare circumstances, we determine that a matter should not be communicated in our report because the adverse consequences of doing so would reasonably be expected to outweigh the public interest benefits of such communication.

REPORT ON THE REMUNERATION REPORT

Opinion on the Remuneration Report

We have audited the Remuneration Report included in pages 28 to 34 of the directors' report for the year ended 30 June 2026.

In our opinion, the Remuneration Report of Sunstone Metals Limited for the year ended 30 June 2026 complies with section 300A of the *Corporations Act 2001*.

Responsibilities

The directors of the Company are responsible for the preparation and presentation of the Remuneration Report in accordance with section 300A of the *Corporations Act 2001*. Our responsibility is to express an opinion on the Remuneration Report, based on our audit conducted in accordance with Australian Auditing Standards.

HLB Mann Judd

HLB Mann Judd
Chartered Accountants

Adrian

A B Narayanan
Partner

Brisbane, Queensland
18 September 2026

ASX Additional Information

Additional information required by the Australian Securities Exchange Limited ("ASX") Listing Rules and not disclosed elsewhere in this report.

SHAREHOLDINGS

Substantial shareholders

The following are substantial shareholders within the Company as per announcements to ASX as at 31 August 2026:

Holders (above 5%)	Ordinary shares held	Interest held
DGR Global Limited	28,401,689	10.00%

Class of shares and voting rights

At 31 August 2026, there were 4,071 holders of the ordinary shares of the Company. The voting rights attached to the ordinary shares, set out in clause 93 of the Company's Constitution, are:

Subject to any special rights or restrictions for the time being attached to any class or classes of Shares, at meetings of Shareholders or classes of Shareholders:

- each Shareholder entitled to vote may vote in person or by proxy, attorney or Representative;
- on a show of hands, every person present who is a Shareholder or a proxy, attorney or Representative of a Shareholder has one vote; and
- on a poll every person present who is a Shareholder or a proxy, attorney, or Representative of a Shareholder shall, in respect of each fully paid Share held by him, or in respect of which he is appointed a proxy, attorney or Representative, have one vote for the Share, but in respect of partly paid Shares, shall have such number of votes being equivalent to the proportion which the amount paid (not credited) is of the total amounts paid and payable in respect of those shares, (excluding amounts credited).

At 31 August 2026, there were options and performance rights over unissued ordinary shares. There are no voting rights attached to the unissued ordinary shares. Voting rights will be attached to the unissued ordinary shares when the options have been exercised or the performance rights have vested.

Distribution of Share Holders (as at 31 August 2026)

Category	Number of holders Ordinary shares
1 – 1,000	2,469
1,001 – 5,000	1,205
5,001 – 10,000	216
10,001 – 100,000	88
100,001 – 1,000,000	64
1,000,001 and over	29
	4,071

There were 1,435 holders holding less than a marketable parcel of ordinary shares as at 31 August 2026.

On-market buy-back

There is no current on-market buy-back.

Unquoted Securities

Options and performance rights on issue were allotted as part of an employee share option plan and performance rights plan and are unquoted.

Restricted Securities

There were no restricted securities as at 31 August 2026.

For personal use only

ASX Additional Information

continued

Twenty Largest Security holders as at 31 August 2026

Holder name	Ordinary Shares Number	%
DGR Global Ltd	28,401,689	10.00
HSBC Custody Nominees (Australia) Limited	14,200,067	5.00
Chesterdale Capital Pty Ltd <Chesterdale Capital A/C>	9,048,998	3.19
BNP Paribas Nominees Pty Ltd <Ib Au Noms Retailclient>	7,779,104	2.74
Palm Beach Nominees Pty Limited	6,525,847	2.30
BNP Paribas Noms Pty Ltd	5,023,045	1.77
Equity Trustees Limited <Lowell Resources Fund A/C>	5,017,544	1.77
Brendan Luxton Investments Pty Ltd	4,762,557	1.68
BNP Paribas Nominees Pty Ltd <Hub24 Custodial Serv Ltd>	4,477,617	1.58
Citicorp Nominees Pty Limited	4,278,634	1.51
Mr Rohan William Halfpenny + Mrs Phitsamai Thongla Halfpenny	3,024,903	1.06
J P Morgan Nominees Australia Pty Limited	2,990,520	1.05
Samuel Holdings Pty Ltd <Samuel Discretionary A/C>	2,634,027	0.93
Shanray Pty Ltd	2,600,000	0.92
Rigi Investments Pty Limited	2,500,000	0.88
Mr Brian Gerard Sheahan <Sheahan Family Account>	2,150,000	0.76
Warbont Nominees Pty Ltd <Unpaid Entrepot A/C>	1,892,512	0.67
Mr Denis Patrick Wagner + Mrs Elizabeth Agnes Wagner <Harvey Road Super A/C>	1,805,021	0.64
Mr Cameron Robert Halfpenny	1,700,000	0.60
Teebom Pty <TBotrio A/C>	1,650,000	0.58
	112,462,085	**39.60**

Other information

Sunstone Metals Limited, incorporated and domiciled in Australia, is a publicly listed company limited by shares.

For personal use only

Corporate Directory

Directors

Malcolm Norris – Non-Executive Chair
Patrick Duffy – CEO/Managing Director
Neal O'Connor – Non-Executive Director
Stephen Stroud – Non-Executive Director

Company Secretary

Lucas Welsh

Securities Exchange Listing

Sunstone Metals Limited shares are listed on the Australian Securities Exchange
Ordinary fully paid shares
ASX Code: STM

Auditor

HLB Mann Judd
Level 15 Central Plaza Two
66 Eagle St
Brisbane QLD 4000

Share Registry

Computershare Investor Services Pty Ltd
200 Mary Street
Brisbane QLD 4000

Investor Enquiries: 1300 850 505
Website: www.computershare.com.au

Bank

National Australia Bank Limited
Level 23, 100 Creek Street
Brisbane QLD 4000

Registered Office and principal place of business

Australia

Level 50, 120 Collins Street
Melbourne VIC 3000
Telephone: 03 7044 2627

Website: www.sunstonemetals.com.au
Email: info@sunstonemetals.com.au

For personal use only

For personal use only

SUNSTONE METALS LIMITED

Level 50, 120 Collins Street, Melbourne VIC 3000
t: 03 7044 2627
w: sunstonemetals.com.au
e: info@sunstonemetals.com.au