UNITY METALS LIMITED

ABN 40 678 776 899

Interim Financial Report

For the half-year ended 30 June 2026

For personal use only

CONTENTS

CORPORATE DIRECTORY	1
DIRECTORS' REPORT	2
AUDITOR'S INDEPENDENCE DECLARATION	11
CONSOLIDATED STATEMENT OF PROFIT OR LOSS AND OTHER COMPREHENSIVE INCOME	12
CONSOLIDATED STATEMENT OF FINANCIAL POSITION	13
CONSOLIDATED STATEMENT OF CHANGES IN EQUITY	14
CONSOLIDATED STATEMENT OF CASH FLOWS	15
NOTES TO THE CONSOLIDATED FINANCIAL STATEMENTS	16
DIRECTORS' DECLARATION	22
INDEPENDENT AUDITOR'S REPORT	23

For personal use only

For personal use only

CORPORATE DIRECTORY

DIRECTORS

Andrew Michael Wright
Non-Executive Chairman

Craig Ross Mackay
Managing Director

Gilbert Christopher Rodgers
Corporate Director

Anthony Mark Ashall
Non-Executive Director

COMPANY SECRETARY

Francesco DeMarte

REGISTERED AND PRINCIPAL OFFICE

Level 2, 34 Colin Street
West Perth WA 6005
Australia

Telephone: +61 419 383 710
Email: admin@unitymetals.com.au

Website: www.unitymetals.com.au

AUDITOR

BDO Audit Pty Ltd
Level 9, Mia Yellagonga Tower 2
5 Spring Street, Perth WA 6000
Australia

SHARE REGISTRY

Computershare Investor Services Pty Limited
Level 17, 221 St Georges Terrace
Perth WA 6000
Australia

Tel: 1300 850 505 (within Australia)
+61 3 9415 4000 (outside Australia)

SECURITIES EXCHANGE LISTING

Unity Metals Limited securities are listed on the Australian Securities Exchange (ASX)

ASX Code: UM1

For personal use only

DIRECTOR' REPORT

The Directors present their report, together with the financial statements, on the consolidated entity (referred to hereafter as the 'consolidated entity') consisting of Unity Metals Limited (referred to hereafter as the 'company' or 'parent entity') and the entities it controlled at the end of, or during, the half-year ended 30 June 2026.

DIRECTORS

The following persons were Directors of Unity Metals Limited during the whole of the financial half-year and up to the date of this report, unless otherwise stated:

Andrew Michael Wright

Craig Ross Mackay

Gilbert Christopher Rodgers

Anthony Mark Ashall

COMPANY SECRETARY

The following person held the position of Company Secretary during the half-year and up to the date of this report, unless otherwise stated:

Francesco DeMarte

DIVIDENDS

There were no dividends paid, recommended or declared during the current or previous financial half-year.

PRINCIPAL ACTIVITIES

Unity Metals Limited, is an ASX-listed company focused on gold and copper exploration in SE Asia. The Company has established a large (~700km^2) and highly prospective portfolio of gold and copper-gold Projects in Cambodia and Thailand. These Projects are prospective for intrusion-related gold and porphyry copper gold deposits. Its assets in Cambodia are located in close proximity to 2 operating gold mines, including the Okvau Mine, the largest gold mine in Cambodia. Okvau is a 1.5Moz deposit and shares a licence boundary with Unity's Ngot Gold Project. Unity's assets in Thailand are more copper focused and consist of licence applications in the Loei Fold Belt, one of the major copper-gold belts in mainland South East Asia.

REVIEW OF EXPLORATION ACTIVITIES

Unity Metals Limited (**Unity** or the **Company**) is a South-East Asia focused gold and copper explorer and its operations are located in Cambodia and Thailand.

Ngot Gold Project, Cambodia

The Ngot Gold Project (**Ngot**) is comprised of one Licence covering an area of 112.4 km^2, approximately 35 km west of Sen Monorom, the capital of Mondulkiri province, and 350 km northeast of Phnom Penh. It adjoins the southern border of Emerald Resources' Okvau Gold Mine (Figure 1). As of 30 June 2025, the Okvau deposit had a Measured, Indicated and Inferred Mineral Resource of 15.4 Mt @ 1.9 g/t gold for 960,000 oz contained gold[1]. In addition, 409,000 oz of gold had already been produced since the commencement of commercial production in September 2021.

[1] Emerald Resources ASX Announcement, 27 August 2025. Annual Report for 2025.

For personal use only

There are multiple areas of historical and recently active artisanal gold mine workings within the Ngot area. The primary gold mineralisation at the Ngot is of the intrusion-related gold system (**IRGS**) style, associated with quartz +/- arsenopyrite, pyrite, pyrrhotite veins hosted in diorites, granodiorites and surrounding sediments.

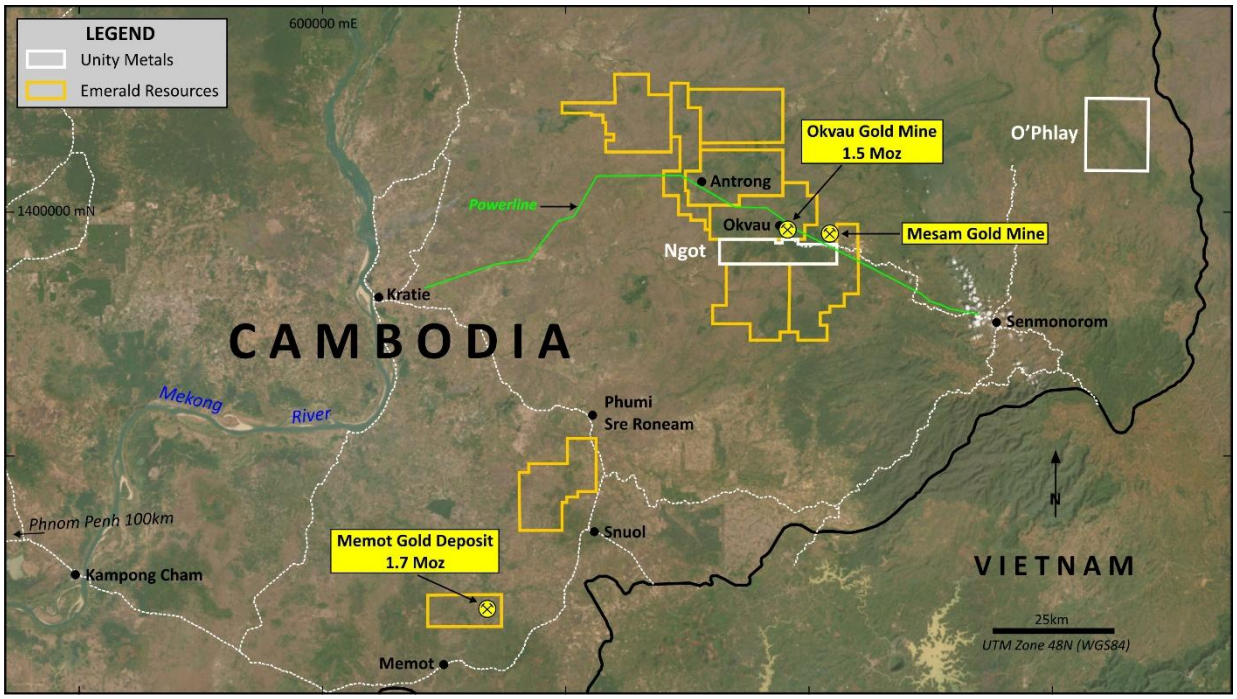

Figure 1. *Location of Unity Metals' gold projects in eastern Cambodia*

Unity has undertaken previous exploration programs at the Ngot from mid-2023, identifying significant gold mineralisation at 5 prospect areas (Rohav Mountain, Ngot Central, Ngot NE, Srolao and Mesam South) (Figure 2). Strong, coherent and sizable gold-in-soil anomalies have been defined at each of the prospect areas and rock chip samples with high-grade gold results were obtained from mineralisation generally exposed in artisanal mine workings.

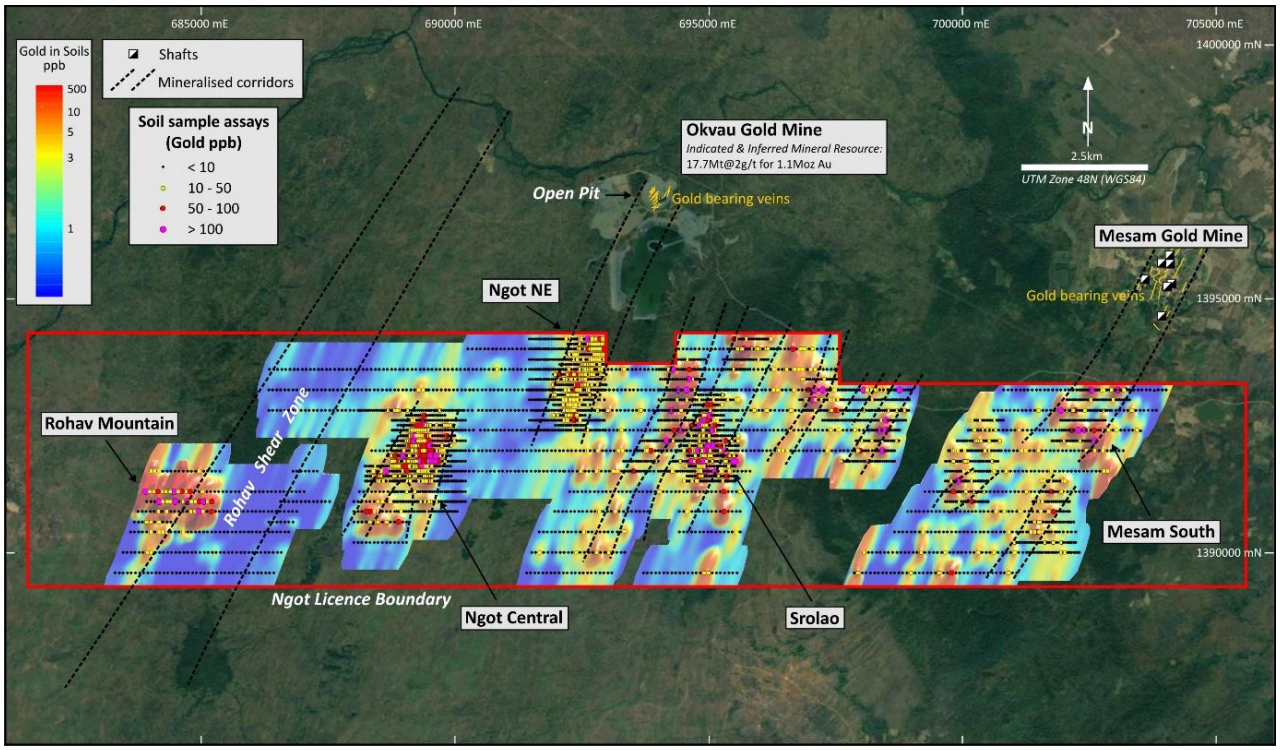

Figure 2. *Ngot Gold Project area with gold prospect locations and soil sample gold results on satellite image*

For personal use only

During the half year, Unity completed a 50-hole (8,238 m), diamond drilling program at the Ngot. Targets at 4 prospect areas (Ngot Central, Rohav Mountain, Ngot NE and Srolao) were tested.

A total of 16 holes (26DDNC001 – 016) for 2,529.8m were completed at the Ngot Central Prospect with intersections of high-grade gold associated with shallow dipping, stacked zones of stockwork quartz – pyrite – arsenopyrite veins hosted in diorite and extending from surface (Figure 3). The best gold intersections at Ngot Central include:

- **4.9m @ 3.2 g/t gold** from 34.7 m, incl. **0.4m @ 34.5 g/t gold** (26DDNC002);
- **0.5m @ 18.4 g/t gold** from 14.9 m & **1m @ 21.8 g/t gold** from 125.6 m (26DDNC006);
- **0.4m @ 32.8 g/t gold** from 41.7 m (26DDNC009); and
- **0.7m @ 14.3 g/t gold** from 22.4 m (26DDNC012).

The high-grade veins show strong continuity and have been traced for >200 m down dip.

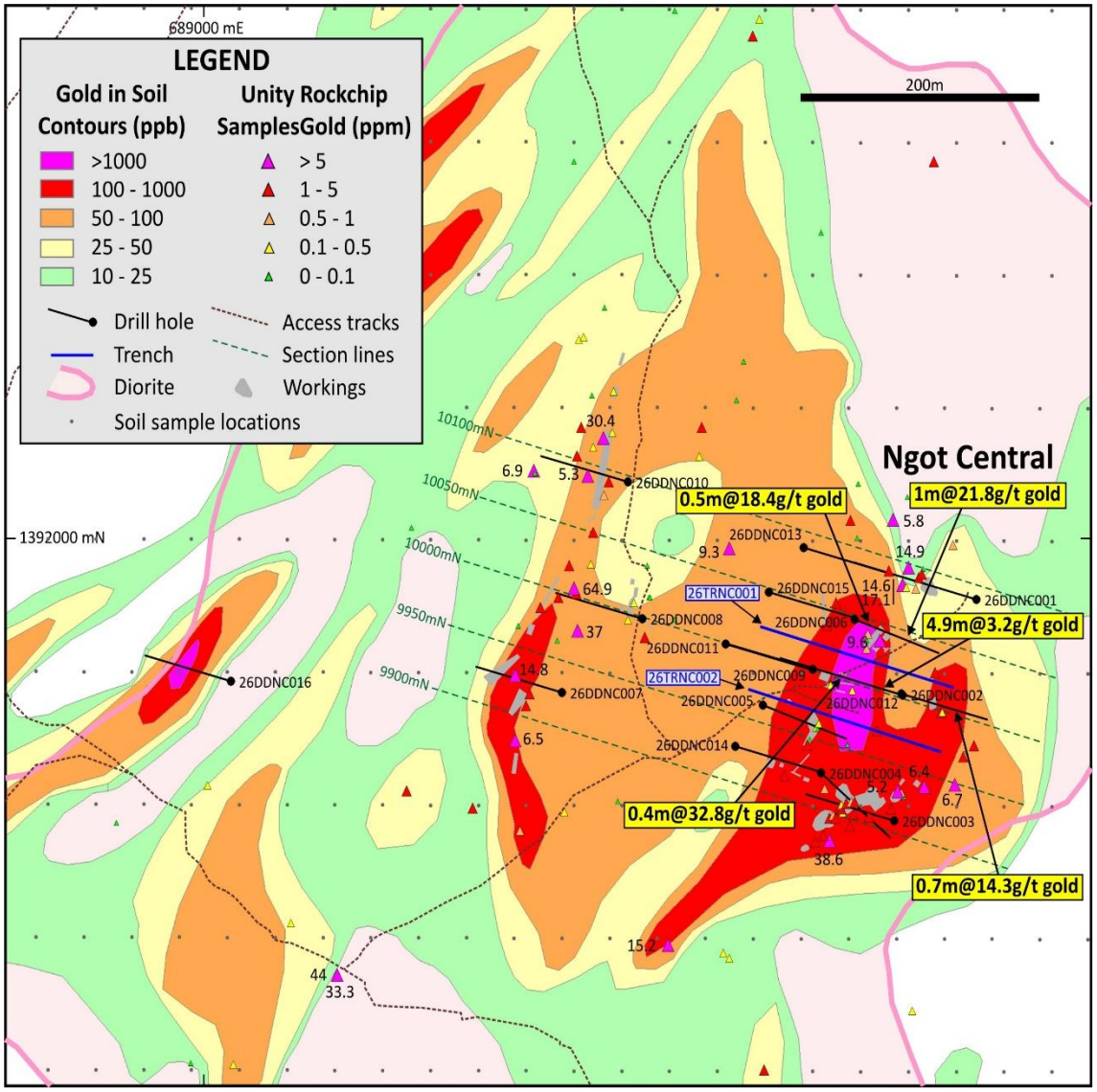

Figure 3. *Gold in soil anomalies, rock chip sample gold results & drill holes at Ngot Central Prospect on the interpreted outline of the diorite intrusion that hosts the mineralisation (pink outline).*

A total of 13 diamond holes (26DDRM001 – 013) for 2,816m were completed at the Rohav Mountain Prospect (Figure 4). The best gold intersections received in these holes included:

- **23m @ 0.9 g/t gold** from 120 m, incl. **6m @ 1.9 g/t gold** (26DDRM007);

- **1m @ 7.9g/t gold** from 33 m (26DDRM008); and
- **5m @ 1.8 g/t gold** from 196 m (26DDRM012).

These gold drilling intersections from Rohav Mountain lie along the contacts of a highly altered diorite intrusion and surrounding hornfels and are associated with sheeted and stockwork quartz – sulphide veins.

The diorite intrusion is thickening and the gold mineralisation is strengthening as they extend northeast under basalt cover.

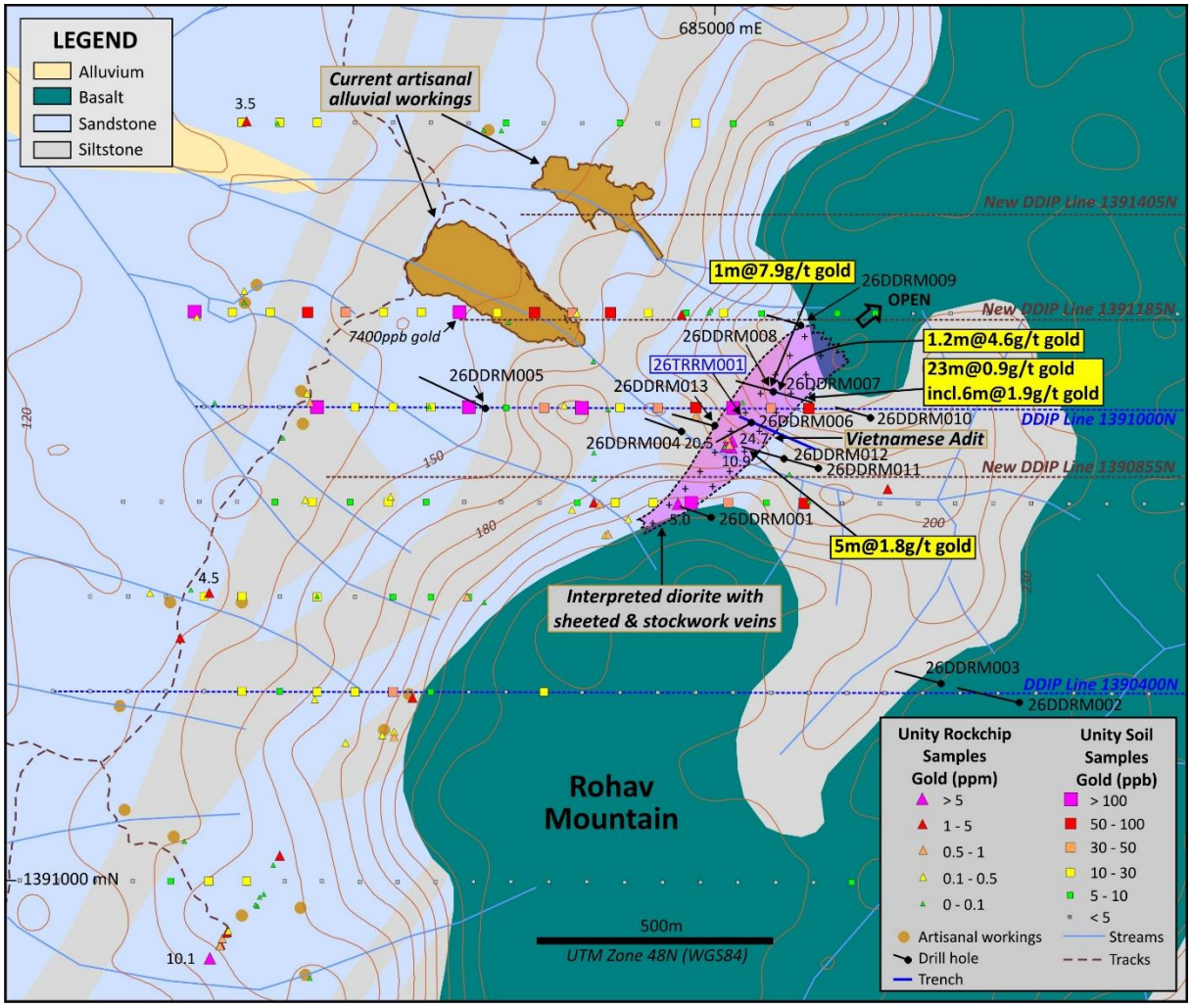

Figure 4: *Gold in soil anomalies, rock chip sample gold results, drill holes locations at the Rohav Mountain Prospect on interpreted geology.*

A total of 11 holes (26DDNE001 – 008, 008A, 009 – 10) for 1,625.7m were completed at the Ngot NE Prospect with a best gold intersection of **6m @ 1.8 g/t gold** from 143 m, including **2m @ 4.3 g/t gold**. This hole is located in the southern portion of the gold and arsenic soil anomalies and the mineralisation remains open along strike and at depth.

At the Srolao Prospect, a total of 10 holes (26DDSL001 – 010) for 1,369.9m were completed. The best gold intersections include:

- **14.3m @ 1.3 g/t gold** from 34.1 m, incl. **0.7m @ 23.4 g/t gold** (26DDSL008); and
- **5.8m @ 1.1 g/t gold** from 24.2 m (26DDSL002).

The gold mineralisation is associated with a series of parallel, narrow (<1 m wide) laminated quartz – arsenopyrite veins surrounded by a fine network of arsenopyrite-dominant veins and hosted in hornfelsed sediments. This mineralisation is open along strike and at depth.

For personal use only

For personal use only

O'Phlay Gold Project, Cambodia

The O'Phlay Gold Project (**O'Phlay**) is comprised of one Licence covering an area of 195.6 km^2 in Cambodia's Mondulkiri province, close to the Cambodia – Vietnam border (Figure 1). A relatively large, historical gold mining operation was present on site until 2020, processing primary and alluvial gold mineralisation.

Similar to Ngot, the primary mineralisation at O'Phlay is of IRGS style with gold mineralisation associated with quartz + arsenopyrite + pyrite veins hosted within and on the margins of a major 3.5 km x 2 km diorite intrusion and surrounding sediments.

Beginning in August 2023, Unity had undertaken surface geochemical exploration programs at the O'Phlay, with strong, coherent and sizable gold-in-soil anomalies (>10 ppb gold) defined at the three prospect areas (Camp, Small Creek and Northern) (Figure 5). The largest and strongest soil anomaly (maximum 3,540 ppb gold) is located at the Camp Prospect and is associated with a broad zone (~40m wide) of gold-bearing stockwork quartz-arsenopyrite veins hosted in diorite.

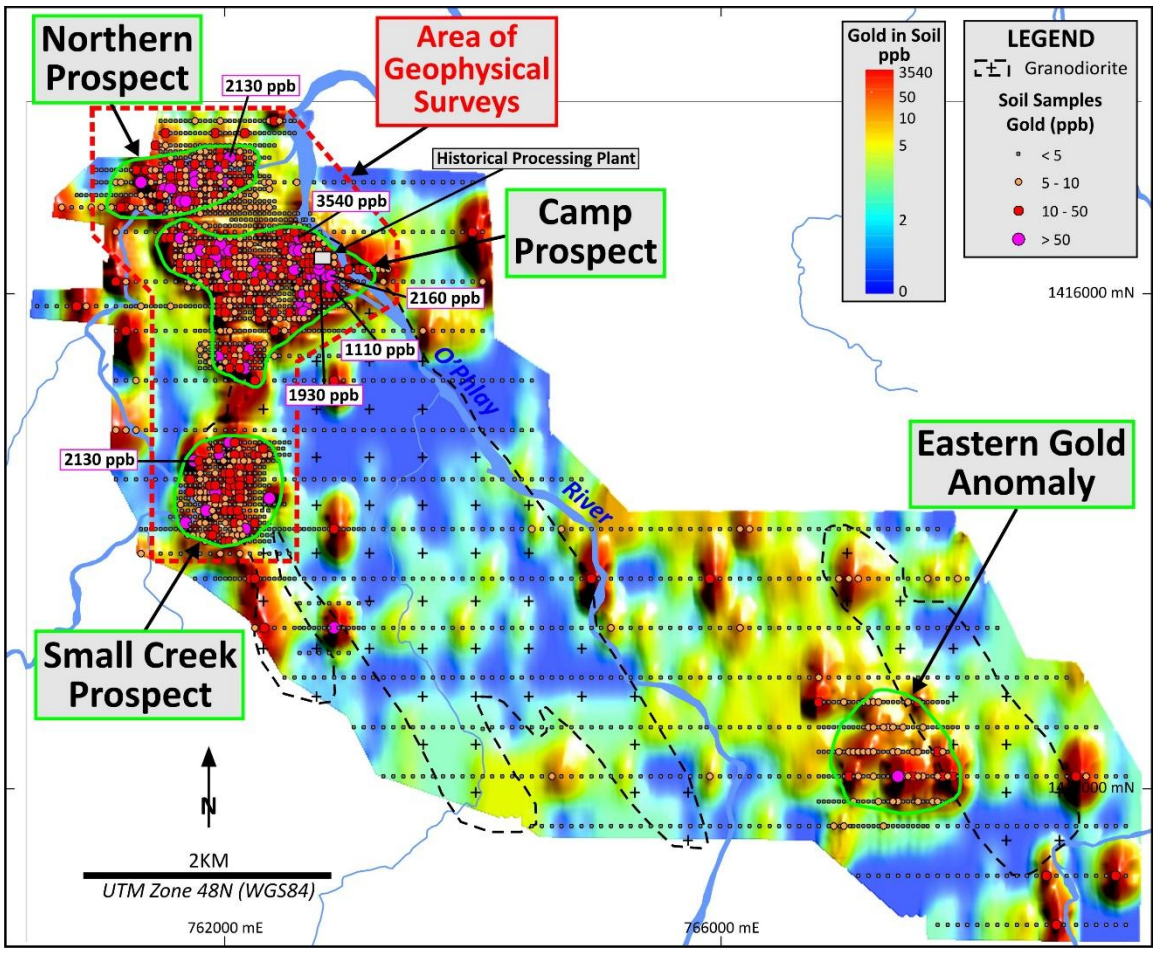

Figure 5. *Soil sample locations and gold results at O'Phlay Gold Project over the imaged gold-in-soil assay data.*

In preparation for drilling, the Company completed remote sensing and geophysical surveys, including LiDAR, UAV magnetics and gradient-array Induced Polarisation (GAIP).
The remote sensing and geophysical surveys included:

- **5.90 km^2 of LiDAR** topographic surveying to an accuracy of sub-5 cm;
- **143 line km of UAV Magnetics**, line spacing 50m, nominal height of 30 m; and
- **60.1 line km of Gradient Array Induced Polarization (GAIP)** survey, line spacing 100 m.

The survey area encompassed the Camp and Small Creek Prospects that were subject to historical

open-pit and underground gold mining and where Unity has outlined the sizable gold-in-soil anomalies (Figure 6).

The GAIP survey successfully identified chargeability anomalies associated with gold-bearing, quartz-arsenopyrite-pyrite mineralisation exposed in historical open pits and with areas where Unity has previously obtained strongly anomalous gold and arsenic results in soil and rock chip sampling. Two parallel, north-south-trending GAIP chargeability anomalies at the Camp Prospect with a collective strike extent exceeding 1.8 km provide priority drill targets (Figure 6).

The new LiDAR and Magnetics surveys identified structures that may be controlling the gold mineralisation at O'Phlay. These datasets, along with the GAIP, were integrated and assessed with existing geological mapping and surface geochemical data to identify additional targets for drilling.

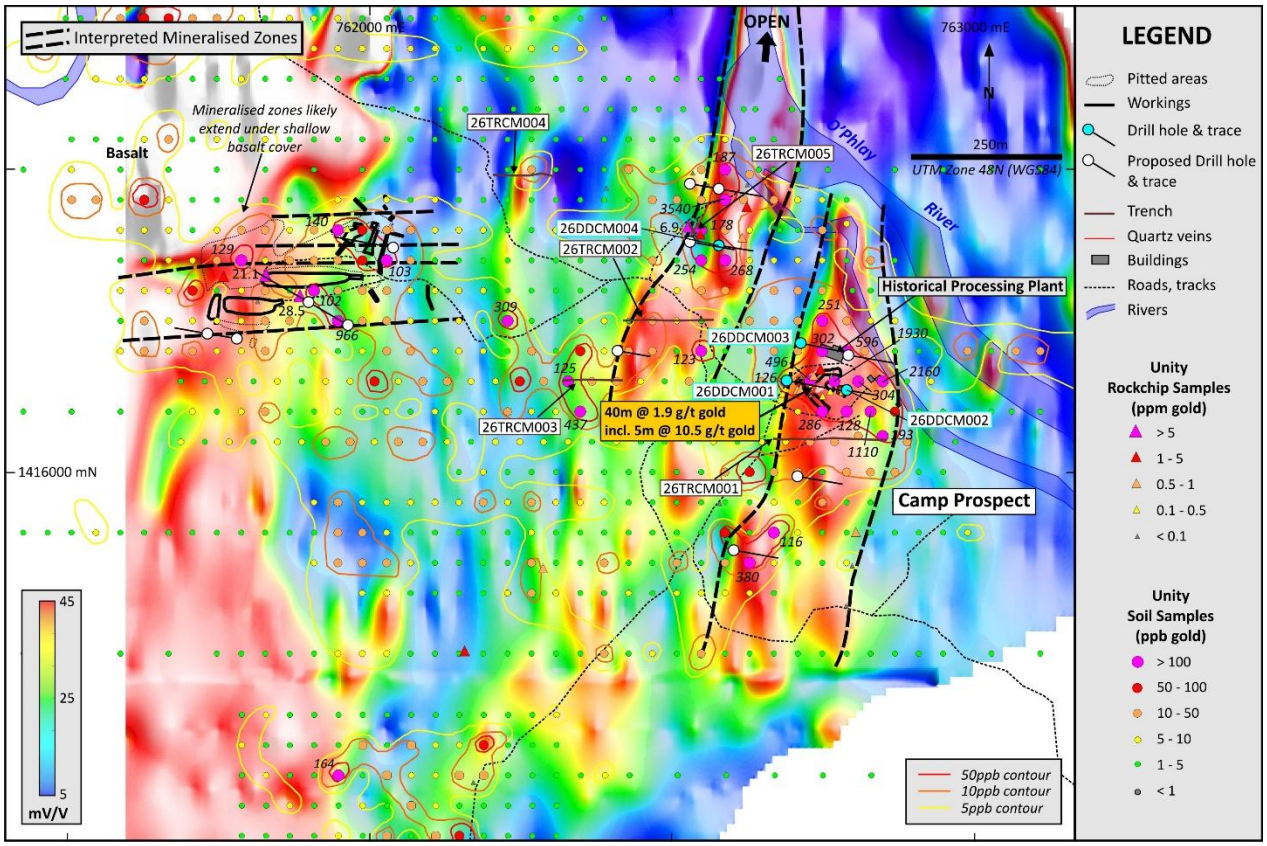

Figure 6: *Completed and proposed diamond drill holes on a GAIP image from the Camp Prospect showing the chargeability anomalies in the east of the prospect area and the strong association with historical gold workings and gold-in-soil anomalism.*

Subsequent to the half year, on the 24 July 2026, the Company announced it had discovered significant gold mineralisation in the first drill hole completed at O'Phlay. The mineralisation at O'Phlay is intrusion-related gold (IRG) similar to Unity's Ngot Gold Project and Emerald's Okvau Gold Mine, 60km to the west, but no modern drilling had ever been conducted there despite the evident historical open-pit and underground gold mining.

The first drill hole (26DDCM001) at O'Phlay tested a broad zone of diorite-hosted, gold-bearing veins exposed in historical open pits and a coincident Gradient Array Induced Polarisation (GAIP) anomaly at the Camp Prospect (Camp) and returned:

- **40m @ 1.9 g/t gold** from 82 m, incl. **5m @ 10.5 g/t gold** from 85 m; and
- **8.5m @ 0.7 g/t gold** from 129.5 m (Figure 7).

For personal use only

The gold mineralisation in 26DDCM001 is associated with a broad zone of quartz – arsenopyrite veins (both massive and stockwork) within diorite that extends from surface and is open at depth and along strike (Figure 7).

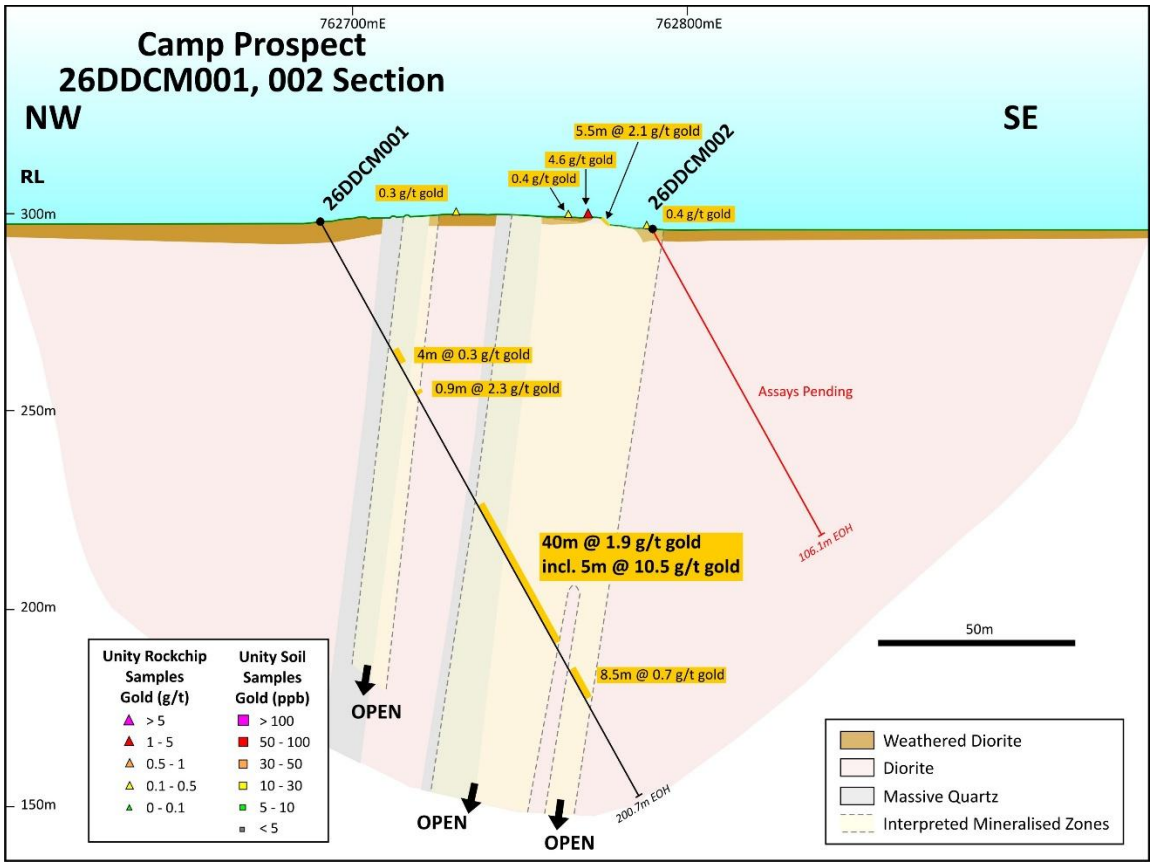

Figure 7: *Drilling Cross Section with 26DDCM001 & 002 at Camp Prospect with gold intersections and a geological interpretation.*

Ta Vaeng Copper Gold Project, Cambodia

The Ta Vaeng Copper Gold Project (**Ta Vaeng**) is comprised of one Licence application. Upon grant, the Project will cover an area of 199 km^2 in the Ratanakiri Province in northeastern Cambodia.

A 7 km x 5 km natural vegetation anomaly of grassland within the jungle occurs in the centre of the Project area. This grassland is associated with outcropping areas of strongly hydrothermally altered volcanic rocks (silicified). The Company believes these altered rocks may overlie mineralised porphyry intrusions. A molybdenum occurrence had also been recorded historically in the same area. Molybdenum is often found with porphyry copper-gold deposits.

During the half year, the Ta Vaeng licence application remained pending awaiting government approvals.

Loei Copper Gold Project, Thailand

The Loei Gold Project (**Loei**) is comprised of applications for 14 special prospecting licences (**SPL**'s)covering an area of approximately 193.3 km^2 of the Loei Fold Belt in Northern Thailand. The Loei Copper Gold Project is located 400 km northeast of Bangkok in the Loei Province. The provincial capital, the city of Loei, is located 5 km west of the Project area.

For personal use only

For personal use only

The Loei Fold Belt is the major copper-gold metallogenic and magmatic belt in mainland South East Asia and has a history of mining, stretching back into ancient times. It extends across western and northern Cambodia, up through central Thailand and into northwestern Laos. The Loei Fold Belt principally consists of continental margin volcano-plutonic suites, and these rocks are closely associated with copper-gold mineralisation.

Loei surrounds the undeveloped PUT 1 Copper Gold Deposit, the largest copper deposit in Thailand, is immediately adjacent to the Loei Copper Gold Project area. The PUT 1 deposit has a reported Measured, Indicated and Inferred Mineral Resource of 183.0 Mt @ 0.50% copper and 0.13 g/t gold (0.3% copper cut-off) for 913,000 t contained copper and 771,000 oz contained gold[2].

The copper and gold mineralisation in the Loei Province area is closely associated with felsic and intermediate intrusions, which have distinctive signatures on the regional aeromagnetic data available from the Thailand Department of Mineral Resources.

The Loei licences will secure several other aeromagnetic features that are similar to those seen at the PUT 1 deposit, and a number of surficial geochemical anomalies and mineral occurrences, which will be the focal points for the Company's initial exploration (Figure 8). During the half year, the Company further progressed the applications for the 14 SPL's.

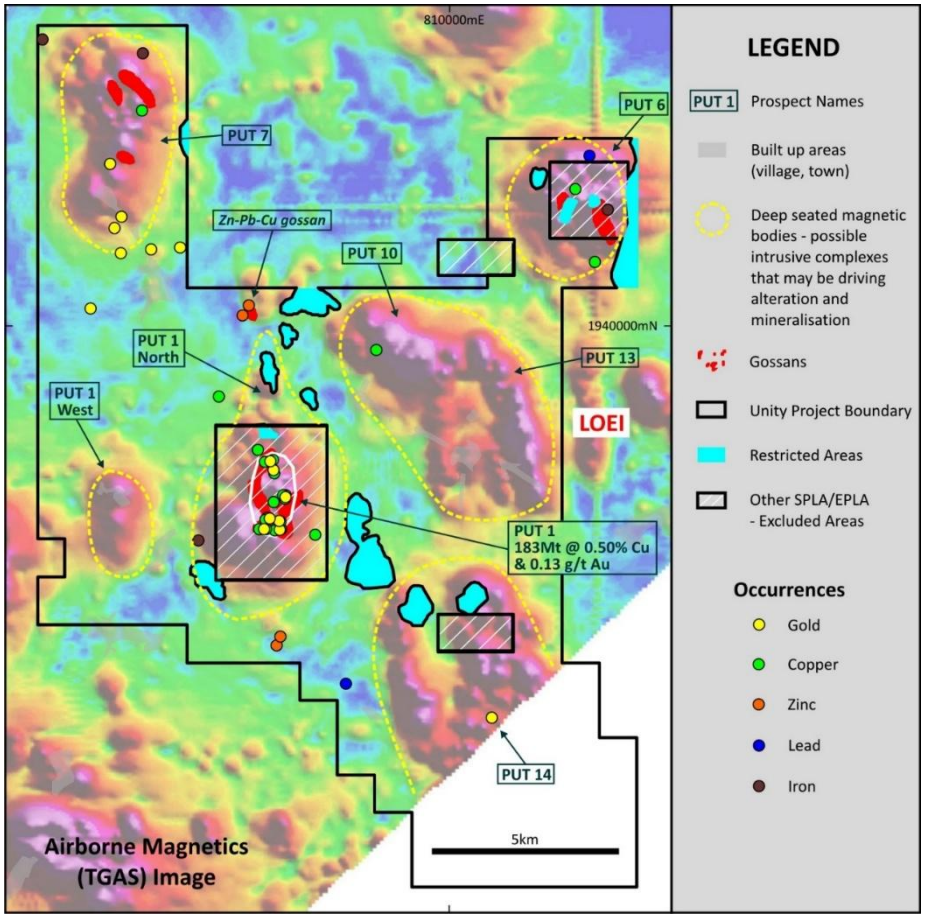

Figure 8. *Unity Metals' Loei Copper Gold Project area in northern Thailand with prospect locations and gold occurrences over an airborne magnetic image*

New Business Development Activities

The Company continues to assess new gold and copper-gold project opportunities, both in South East Asia and elsewhere.

[2] PanAust ASX Announcement, 28 July 2008. Puthep Copper Project, Thailand Pre-Feasibility Study Mineral Resource Estimate.

SIGNIFICANT CHANGES IN THE STATE OF AFFAIRS

No other matters or circumstances have arisen since 30 June 2026 that have significantly affected, or may significantly affect the Company's operations, the results of those operations, or the Company's state of affairs in future financial years.

EVENTS SUBSEQUENT TO REPORTING DATE

The Directors are not aware of any other matter or circumstance to date not otherwise dealt with in this report or the Financial Statements, that has significantly or may significantly affect the operations of the Consolidated Entity, the results of those operations or the state of affairs of the Consolidated Entity in subsequent years.

AUDITOR'S INDEPENDENCE DECLARATION

A copy of the auditor's independence declaration as required under section 307C of the Corporations Act 2001 is set out immediately after this Directors' report.

This report is made in accordance with a resolution of Directors, pursuant to section 306(3)(a) of the Corporations Act 2001.

On behalf of the Board of Directors,

Gilbert Rodgers
Director

Perth, Western Australia

10 September 2026

For personal use only

Tel: +61 8 6382 4600
Fax: +61 8 6382 4601
www.bdo.com.au

Level 9, Mia Yellagonga Tower 2
5 Spring Street
Perth, WA 6000
PO Box 700 West Perth WA 6872
Australia

DECLARATION OF INDEPENDENCE BY DAVE ANDREWS TO THE DIRECTORS OF UNITY METALS LIMITED

As lead auditor for the review of Unity Metals Limited for the half-year ended 30 June 2026, I declare that, to the best of my knowledge and belief, there have been:

1. No contraventions of the auditor independence requirements of the *Corporations Act 2001* in relation to the review; and
2. No contraventions of any applicable code of professional conduct in relation to the review.

This declaration is in respect of Unity Metals Limited and the entities it controlled during the period.

Dave Andrews

Director

BDO Audit Pty Ltd

Perth

10 September 2026

For personal use only

BDO Audit Pty Ltd ABN 33 134 022 870 is a member of a national association of independent entities which are all members of BDO International Ltd, a UK company limited by guarantee, and form part of the international BDO network of independent member firms. Liability limited by a scheme approved under Professional Standards Legislation.

For personal use only

CONSOLIDATED STATEMENT OF PROFIT OR LOSS AND OTHER COMPREHENSIVE INCOME FOR THE HALF YEAR ENDED 30 JUNE 2026

	Note	30 June 2026 $	30 June 2025 $
Revenue			
Interest income		690	155
Expenses			
Corporate & administrative expenses		(471,376)	(242,806)
Employee benefits expense		(371,226)	(167,647)
Share-based payments expense	3	(470,902)	-
Depreciation expense		(27,960)	(17,428)
Exploration and evaluation expense		(3,852,966)	(528,914)
Fund Raising & Share Issue expenses		-	(102,755)
Investor Relations expenses		(56,930)	-
Net gain/(loss) on foreign exchange		(11,938)	9,590
Other expenses		(31,041)	(2,644)
Loss before income tax expense		(5,293,649)	(1,052.449)
Income tax expense		-	-
Loss after income tax expense		(5,293,649)	(1,052,449)
Other comprehensive income			
Items that may be reclassified subsequently to profit or loss			
Currency translation differences arising from consolidation		(83,569)	(80,118)
Total comprehensive loss for the year		(5,377,218)	(1,132,567)
Loss for the year is attributable to:			
Equity holders of Unity Metals Limited		(4,769,497)	(999,175)
Non-controlling interest		(524,152)	(53,274)
		(5,293,649)	(1,052,449)
Total comprehensive loss for the year is attributable to:			
Equity holders of Unity Metals Limited		(4,853,066)	(1,079,293)
Non-controlling interest		(524,152)	(53,274)
		(5,377,218)	(1,132,567)
		Cents	**Cents**
Basic earnings per share:		(4.24)	(0.96)
Diluted earnings per share:		(4.24)	(0.96)

The above statement of profit or loss and other comprehensive income should be read in conjunction with the accompanying notes.

CONSOLIDATED STATEMENT OF FINANCIAL POSITION FOR THE HALF YEAR ENDED 30 JUNE 2026

	Note	30 June 2026 $	31 December 2025 $
ASSETS			
Current assets			
Cash and cash equivalents		1,612,218	8,686,808
Trade and other receivables		540,996	247,353
Prepayments		2,795	14,630
Total current assets		2,156,009	8,948,791
Non-current assets			
Property, plant and equipment		292,350	44,526
Total non-current assets		292,350	44,526
TOTAL ASSETS		2,448,359	8,993,317
LIABILITIES			
Current liabilities			
Trade and other payables		202,546	1,841,187
Total current liabilities		202,546	1,841,187
Total liabilities		202,546	1,841,187
NET ASSETS		2,245,813	7,152,130
EQUITY			
Contributed equity	4	21,182,325	21,182,325
Reserves		618,319	230,988
Accumulated losses		(18,721,533)	(13,952,037)
Equity attributable to the owners of Unity Metals Limited		3,079,111	7,461,276
Non-controlling interest		(833,298)	(309,146)
TOTAL EQUITY		2,245,813	7,152,130

The above statement of financial position should be read in conjunction with the accompanying notes.

For personal use only

For personal use only

CONSOLIDATED STATEMENT OF CHANGES IN EQUITY FOR THE HALF YEAR ENDED 30 JUNE 2026

	Contributed Equity $	Share application monies $	Reserves $	Accumulated losses $	Non-controlling interest $	Total equity $
Balance at 1 January 2025	9,262,997	1,716,174	1,613,631	(11,474,849)	(240,662)	877,291
Loss after income tax expense for the period	-	-		(999,175)	(53,274)	(1,052,449)
Other comprehensive loss for the year			(80,118)			(80,118)
Total comprehensive income for the year	-	-	(80,118)	(999,175)	(53,274)	(1,132,567)
Transactions with owners in their capacity as owners:						
Contributions of equity, net of transaction costs	1,146,753	-	-	-	-	1,146,753
Share application funds	1,716,174	(1,716,174)	-	-	-	-
Balance at 30 June 2025	12,125,924	-	1,533,513	(12,474,024)	(293,936)	891,477
Balance at 1 January 2026	21,182,325	-	230,988	(13,952,037)	(309,146)	7,152,130
Loss after income tax expense for the year	-	-	-	(4,769,497)	(524,152)	(5,293,649)
Other comprehensive income for the year	-	-	(83,569)	-	-	(83,569)
Total comprehensive income for the year	-		147,419	(18,721,533)	(833,298)	(5,377,218)
Transactions with owners in their capacity as owners:						
Share-based payments amortized	-	-	470,901	-	-	470,901
Balance at 30 June 2026	21,182,325	-	618,319	(18,721,533)	(833,298)	2,245,813

The above statement of changes in equity should be read in conjunction with the accompanying notes.

CONSOLIDATED STATEMENT OF CASHFLOWS FOR THE HALF YEAR ENDED 30 JUNE 2026

	Note	30 June 2026 $	30 June 2025 $
CASH FLOWS FROM OPERATING ACTIVITIES			
Payments for administration and corporate costs		(1,137,190)	(352,540)
Payments for staff costs		(388,040)	(168,916)
Payments for exploration and evaluation		(4,342,813)	(670,786)
Interest received		690	155
Net cash used in operating activities		(5,867,353)	(1,192,087)
CASH FLOWS FROM INVESTING ACTIVITIES			
Payments for property, plant and equipment		(275,783)	-
Net cash used in investing activities		(275,783)	-
CASH FLOWS FROM FINANCING ACTIVITIES			
Proceeds from issue of shares		-	874,634
Share issue transaction costs		(598,024)	(102,755)
Proceeds from borrowings		-	16,089
Amounts due to/(from) related parties		(333,430)	(92,204)
Net cash used in financing activities		(931,454)	695,764
Net decrease in cash and cash equivalents		(7,074,590)	(496,323)
Cash and cash equivalents at the beginning of the period		8,686,808	1,190,869
Cash and cash equivalents at the end of the period		1,612,218	694,546

The above statement of cash flows should be read in conjunction with the accompanying notes.

For personal use only

NOTES TO THE CONSOLIDATED FINANCIAL STATEMENTS FOR THE HALF YEAR ENDED 30 JUNE 2026

1. SUMMARY OF MATERIAL ACCOUNTING POLICIES

Basis of preparation

The half-year financial report is a general purpose financial report prepared in accordance with the *Corporations Act 2001* and AASB 134 *Interim Financial Reporting*. Compliance with AASB 134 ensures compliance with International Financial Reporting Standard IAS 34 *Interim Financial Reporting*. The half-year report does not include notes of the type normally included in an annual financial report and should be read in conjunction with the most recent annual financial report.

The principal accounting policies adopted in the preparation of the consolidated financial statements are set out below. The policies have been consistently applied to all the years presented.

These consolidated financial statements have been prepared in accordance with Australian Accounting Standards, Interpretations issued by the Australian Accounting Standards Board and the Corporations Act 2001. The financial statements also comply with International Financial Reporting Standards as issued by the International Accounting Standards Board ('IASB') and have been prepared on a historical cost basis.

Going Concern

These consolidated financial statements have been prepared on a going concern basis which contemplates continuity of normal business activities and the realization of assets and settlement of liabilities in the normal course of business.

As at 30 June 2026 the Group had cash and cash equivalents of $ 1,612,218 (31 December 2025 $8,686,808), cash outflow from investing activities of $ 275,783, cash outflow from operating activities of $ 6,073,016, and reported a loss for the half year of $ 5,293,649 and had a net working capital of $ 2,245,813. This has been effectively the first operating period of the Group as currently constituted.

These conditions indicate a material uncertainty that may cast a significant doubt on the Company's ability to continue as a going concern and, therefore, it may be unable to realise its assets and discharge its liabilities in the normal course of business

Based on a cashflow forecast prepared by management, the ability of the Group to continue to pay its debts as and when they fall due is dependent on the Company successfully raising additional share capital if and when required.

The directors believe it is appropriate to prepare these financial statements on a going concern basis because:

- The directors have appropriate plans to raise additional funds as and when required. In light of the Group's current exploration projects, the directors believe that the additional capital can be raised in the market; and

- The directors have an appropriate plan to contain certain operating and exploration expenditure if required funding is not available.

For personal use only

For personal use only

NOTES TO THE CONSOLIDATED FINANCIAL STATEMENTS (continued) FOR THE HALF YEAR ENDED 30 JUNE 2026

1. SUMMARY OF MATERIAL ACCOUNTING POLICIES (continued)

Based on this assessment, the Directors consider that the preparation of the financial statements on a going concern basis is appropriate. Should the Company not be able to continue as a going concern, it may be required to realise its assets and discharge its liabilities other than in the ordinary course of business, and at amounts different from those stated in the financial report. The financial report does not include adjustments to the recoverability and classification of recorded asset amounts nor to the amounts and classification of liabilities that may be necessary should the Group not continue as a going concern.

In the event that the Group is unable to satisfy future funding requirements, a material uncertainty would arise that may cast significant doubt on the Group's ability to continue as a going concern with the result that the Group may be required to realize its assets at amounts different from those currently recognized, settle liabilities other than in the ordinary course of business and make provisions for costs which may arise as a result of cessation or curtailment of normal business operations.

Principles of Consolidation

Unity Metals Limited, an Australian public listed company was incorporated on 2 July 2024 with 2 shares on issue. Unity Metals Limited was established as a special purpose vehicle to list Unity Resources Pte Limited on the Australian Securities Exchange (ASX). On 23 September 2025, Unity Metals Limited acquired Unity Resources Pte Limited through a share transaction that resulted in all of the original shareholders in Unity Resources Pte Limited having a mirror imaged, pro-rata shareholding in Unity Metals Limited.

On 6 October 2025, Unity Metals Limited issued 115,633,697 shares for nil consideration to the shareholders of Unity Resources Pte Limited.

Under the principles of AASB3, the transaction between Unity Metals Limited and Unity Resources Pte Limited is treated as a reverse acquisition. As such, the consolidated assets and liabilities of the legal subsidiary (the accounting acquirer), being Unity Resources Pte Limited, are measured at their pre-combination carrying amounts. Accordingly, the consolidated financial statements of Unity Metals Limited have been prepared as a continuation of the consolidated financial statements of Unity Resources Pte Limited from 23 September 2025. The comparative information presented in the consolidated financial statements is that of Unity Resources Pte Limited.

The impact of the reverse acquisition on each of the primary statements is as follows:

- The consolidated financial statement of profit and loss and other comprehensive income:
  - For the half year ended 30 June 2026 comprises 6 months of Unity Metals Limited
  - For the comparative period comprises 1 January 2025 to 30 June 2025 of Unity Resources Pte Limited.

- The consolidated statement of financial position:
  - As at 30 June 2026 represents Unity Metals Limited as at that date.
  - For comparative period comprises 31 December 2025 of Unity Metals Limited as at that date.

NOTES TO THE CONSOLIDATED FINANCIAL STATEMENTS (continued) FOR THE HALF YEAR ENDED 30 JUNE 2026

2. SUMMARY OF MATERIAL ACCOUNTING POLICIES (continued)

Principles of Consolidation (continued)

- The consolidated statement of changes in equity:
  - For the half year ended 30 June 2026, Unity Metals Limited's changes in equity for the half year ended 30 June 2026.
  - For the comparative period comprises Unity Resources Pte Limited's changes in equity for the 6 months to 30 June 2025.
- The consolidated statement of cash flows:
  - For the half year ended 30 June 2026 comprises:
  - The cash balance of Unity Metals Limited as at 1 January 2026;
  - The cash transactions for the 6 months of Unity Metals Limited; and
  - The cash balances of Unity Metals Limited at 30 June 2026
  - For the comparative period comprises Unity Resources Pte Limited's cash transactions for the half year ended 30 June 2025.

Intercompany balances and transactions between entities in the Consolidated Entity are eliminated on consolidation. Non-controlling interests, being the equity in a subsidiary not attributable, directly or indirectly, to a parent, are shown separately in the consolidated statement of financial position and statement of financial performance.

New or amended Accounting Standards and Interpretations adopted

The Company has adopted all of the new or amended Accounting Standards and Interpretations issued by the Australian Accounting Standards Board ('AASB') that are mandatory for the current reporting period.

Any new or amended Accounting Standards or Interpretations that are not yet mandatory have not been early adopted.

2. SEGMENT INFORMATION

The Consolidated Entity has determined its operating segments based on the internal reports that are reviewed and used by the Board of Directors (who are identified as the Chief Operating Decision Makers ('CODM')) in assessing performance and in determining the allocation of resources. As the Group operates in one business segment, namely exploration for mineral resources, the operating segments identified are based on the geographical locations of the business which are in South-East Asia. Information on a geographical segment basis is presented below:

For personal use only

NOTES TO THE CONSOLIDATED FINANCIAL STATEMENTS (continued) FOR THE HALF YEAR ENDED 30 JUNE 2026

2. SEGMENT INFORMATION (continued)

Consolidated – 2026	South-East Asia $	Australia $	Total $
Interest income	485	205	690
Depreciation expense	(27,960)	-	(27,960)
Exploration and evaluation expense	(3,341,783)	(511,183)	(3,852,966)
Corporate and administrative expenses	(224,870)	(246,506)	(471,376)
Fund raising expenses	(56,930)	-	(56,930)
Gains / (losses)	(11,938)	-	(23,127)
Segment result	(3,796,645)	(1,497,003)	(5,293,649)
Income tax expense	-	-	-
Total segment assets	957,388	1,490,970	2,448,358
Total segment liabilities	126,791	75,755	202,546

Consolidated – 2025	South-East Asia $	Australia $	Total $
Interest income	155	-	155
Depreciation expense	(17,428)	-	(17,428)
Exploration and evaluation expense	(528,914)	-	(528,914)
Corporate and administrative expenses	(242,806)	-	(242,806)
Fund raising expenses	(102,755)	-	(102,755)
Gains / (losses)	(9,590)	-	(9,590)
Segment result	(1,052,449)	-	(1,052,449)
Income tax expense	-	-	-
Total segment assets	298,417	8,694,900	8,993,317
Total segment liabilities	1,067,814	773,373	1,841,187
Additions to non-current assets	-	-	-

For personal use only

NOTES TO THE CONSOLIDATED FINANCIAL STATEMENTS (continued) FOR THE HALF YEAR ENDED 30 JUNE 2026

	30 June 2026 $	30 June 2025 $

3. SHARE BASED PAYMENTS

During the half year ended 30 June 2026, the following transactions were recognized as share-based payments by the Company:

Performance rights	470,902	-
Total share based payments	470,902	-

There were no performance rights granted during the half year ended 30 June 2026

4. CONTRIBUTED EQUITY

	30 June 2026 Shares	30 June 2026 $	31 December 2025 Shares	31 December 2025 $
(a) Issued and paid-up capital				
Ordinary shares – fully paid	169,838,802	22,182,325	169,838,802	22,182,325

(b) Movements in ordinary share capital

	2026 Shares	2026 $	2025 Shares	2025 $
At beginning of financial year	169,838,802	21,182,325	89,736,822	9,262,997
Issue of shares at USD 0.20	-	-	166,976	52,674
Issue of shares at USD 0.15	-	-	66,667	15,772
Issue of shares at USD 0.10	-	-	50,000	7,886
Issue of shares at USD 0.05	-	-	620,000	48,896
Issue of shares at AUD 0.08	-	-	6,414,606	513,169
Issue of shares at AUD 0.10	-	-	11,245,293	1,124,529
Issue of shares at AUD 0.13	-	-	10,890,195	1,361,275
Issue of shares at AUD 0.15	-	-	7,333,333	1,100,000
Issue of shares at AUD 0.20	-	-	43,314,908	8,662,982
Issue of shares at AUD 1.00	-	-	2	2
Elimination of Unity Metals equity on consolidation	-	-	-	(2)
	169,838,802	21,182,325	169,838,802	
Share issue costs			-	(509,170)
Issue of manager options			-	(458,685)
At end of financial year	169,838,802	21,182,325	169,838,802	21,182,325

For personal use only

For personal use only

NOTES TO THE CONSOLIDATED FINANCIAL STATEMENTS (continued) FOR THE HALF YEAR ENDED 30 JUNE 2026

5. INTERESTS IN SUBSIDIARIES

The consolidated financial statements incorporate the assets, liabilities and results of the following subsidiaries in accordance with the accounting policy described in Note 2(c):

Name	Principle place of business/ Country of incorporation	Ownership interest 2026 %	Ownership interest 2025 %
Unity Resources Pte. Ltd. (formerly Unity Energy & Resources (Singapore) Limited)	Singapore	100	100
Unity E&M Pte. Ltd.	Singapore	100	100
Unity Vulcan Pte. Ltd.	Singapore	100	100
Unity Metals (Cambodia) Co., Ltd	Cambodia	85	85
Unity Minerals (Thailand) Co., Ltd.	Thailand	100	100
Highland Hopang Resources Co., Ltd [1]	Myanmar	85	85
Bawsaing Resources Co., Ltd [1]	Myanmar	75	75

Note 1: Both Highland Hopang Resources Co., Ltd and Bawsaing Resources Co., Ltd are in liquidation.

The consolidated financial statements incorporate the assets, liabilities and results of the following subsidiary with non-controlling interests:

Name	Principle place of business/ Country of incorporation	Principal activities	Parent		Non-controlling interest	
			Ownership interest 2026 %	Ownership interest 2025 %	Ownership interest 2026 %	Ownership interest 2025 %
Unity Metals (Cambodia) Co., Ltd *	Cambodia	Exploration	85	85	15	15

6. COMMITMENTS AND CONTINGENCIES

There have been no significant changes to commitments and contingencies disclosed in the most recent financial report.

7. EVENTS AFTER THE REPORTING PERIOD

The Directors are not aware of any other matter or circumstance to date not otherwise dealt with in this report or the Financial Statements, that has significantly or may significantly affect the operations of the Consolidated Entity, the results of those operations or the state of affairs of the Consolidated Entity in subsequent years.

DIRECTORS' DECLARATION
30 JUNE 2026

In the opinion of the Directors of Unity Metals Limited:

(1) The consolidated interim financial statements and notes set out on pages 12 to 21 are in accordance with the Corporations Act 2001, including:

(a) complying with Australian Accounting Standard AASB 134: Interim Financial Reporting and the Corporations Regulations 2001; and

(a) giving a true and fair view of the Group's financial position as at 30 June 2026 and of its performance for the half year ended on that date,

(2) there are reasonable grounds to believe that the Company will be able to pay its debts as and when they become due and payable.

Signed in accordance with a resolution of directors made pursuant to section 303(5)(a) of the Corporations Act 2001.

On behalf of the directors

Gilbert Rodgers
Corporate Director

Dated in Perth, Western Australia this 10 September 2026

For personal use only

Tel: +61 8 6382 4600
Fax: +61 8 6382 4601
www.bdo.com.au

Level 9, Mia Yellagonga Tower 2
5 Spring Street
Perth, WA 6000
PO Box 700 West Perth WA 6872
Australia

For personal use only

INDEPENDENT AUDITOR'S REVIEW REPORT

To the members of Unity Metals Limited

Report on the Half-Year Financial Report

Conclusion

We have reviewed the half-year financial report of Unity Metals Limited (the Company) and its subsidiaries (the Group), which comprises the consolidated statement of financial position as at 30 June 2026, the consolidated statement of profit or loss and other comprehensive income, the consolidated statement of changes in equity and consolidated statement of cash flows for the half-year ended on that date, material accounting policy information and other explanatory information, and the directors' declaration.

Based on our review, which is not an audit, we have not become aware of any matter that makes us believe that the accompanying half-year financial report of the Group does not comply with the *Corporations Act 2001* including:

i. Giving a true and fair view of the Group's financial position as at 30 June 2026 and of its financial performance for the half-year ended on that date; and

ii. Complying with Accounting Standard AASB *134 Interim Financial Reporting and the Corporations Regulations 2001*.

Basis for conclusion

We conducted our review in accordance with ASRE 2410 *Review of a Financial Report Performed by the Independent Auditor of the Entity*. Our responsibilities are further described in the Auditor's Responsibilities for the Review of the Financial Report section of our report. We are independent of the Company in accordance with the auditor independence requirements of the *Corporations Act 2001* and the ethical requirements of the Accounting Professional and Ethical Standards Board's APES 110 *Code of Ethics for Professional Accountants* (including Independence Standards) (the Code) that are relevant to the audit of the annual financial report in Australia. We have also fulfilled our other ethical responsibilities in accordance with the Code.

We confirm that the independence declaration required by the *Corporations Act 2001* which has been given to the directors of the Company, would be the same terms if given to the directors as at the time of this auditor's review report.

Material uncertainty relating to going concern

We draw attention to Note 2 in the financial report which describes the events and/or conditions which give rise to the existence of a material uncertainty that may cast significant doubt about the Group's ability to continue as a going concern and therefore the Group may be unable to realise its assets and discharge its liabilities in the normal course of business. Our conclusion is not modified in respect of this matter.

BDO Audit Pty Ltd ABN 33 134 022 870 is a member of a national association of independent entities which are all members of BDO International Ltd, a UK company limited by guarantee, and form part of the international BDO network of independent member firms. Liability limited by a scheme approved under Professional Standards Legislation.

For personal use only

Responsibility of the directors for the financial report

The directors of the company are responsible for the preparation of the half-year financial report that gives a true and fair view in accordance with Australian Accounting Standards and the *Corporations Act 2001* and for such internal control as the directors determine is necessary to enable the preparation of the half-year financial report that is true and fair and is free from material misstatement, whether due to fraud or error.

Auditor's responsibility for the review of the financial report

Our responsibility is to express a conclusion on the half-year financial report based on our review. ASRE 2410 requires us to conclude whether we have become aware of any matter that makes us believe that the half-year financial report is not in accordance with the Corporations Act 2001 including giving a true and fair view of the Group's financial position as at 30 June 2026 and its performance for the half-year ended on that date, and complying with Accounting Standard AASB 134 *Interim Financial Reporting and the Corporations Regulations 2001*.

A review of a half-year financial report consists of making enquiries, primarily of persons responsible for financial and accounting matters, and applying analytical and other review procedures. A review is substantially less in scope than an audit conducted in accordance with Australian Auditing Standards and consequently does not enable us to obtain assurance that we would become aware of all significant matters that might be identified in an audit. Accordingly, we do not express an audit opinion.

BDO Audit Pty Ltd



Dave Andrews

Director

Perth, 10 September 2026