For personal use only

2026 ANNUAL REPORT

E79 GOLD MINES LIMITED

CONTENTS

Corporate Directory 1
Vision, Mission, Values and Sustainability 2
Review of Operations 3
Directors' Report 22
Auditor's Independence Declaration 39
Statement of Profit or Loss and Other Comprehensive Income 40
Statement of Financial Position 41
Consolidated Statement of Cash Flows 42
Consolidated Statement of Changes in Equity 43
Notes to the Financial Statements 44
Consolidated Entity Disclosure Statement 66
Directors' Declaration 67
Independent Auditor's Report 68
Additional Shareholder Information 72

For personal use only

CORPORATE DIRECTORY

Directors

Christopher Cairns (Non-Executive Chair)
Peter Ironside (Non-Executive Director)
Deborah Lord (Non-Executive Director)
Matthew Bowles (Non-Executive Director)

Company Secretary

Amanda Sparks

Chief Executive Officer

Edward (Ned) Summerhayes

Registered Office

First Floor, 168 Stirling Highway
Nedlands WA 6009
Telephone: (08) 9287 7625
Web Page: www.e79gold.com.au
Email: info@e79gold.com.au

Solicitors

Steinepreis Paganin
Level 14, QV1 Building
250 St Georges Terrace
Perth Western Australia 6000

Share Registry

Automic Pty Ltd
Level 5
191 St Georges Terrace
Perth Western Australia 6000
Telephone: 1300 288 664

Auditor

BDO Audit Pty Ltd
Level 9, Mia Yellagonga Tower 2
5 Spring Street
Perth Western Australia 6000

Bankers

ANZ Bank
Level 5
240 St Georges Terrace
Perth Western Australia 6000

Stock Exchange Listing

Australian Securities Exchange Ltd
Level 40, Central Park
152-158 St Georges Terrace
Perth Western Australia 6000
ASX Code: E79

For personal use only

For personal use only

VISION, MISSION, VALUES AND SUSTAINABILITY

VISION

E79 Gold's Vision is to create significant value for Shareholders through good science and applied exploration with a strong culture of operating ethically and responsibly.

MISSION

To discover minerals and develop sustainable operations whilst acting responsibly towards the environment.

STATEMENT OF VALUES

- To respect cultures, customs and values of all Stakeholders, including employees, contractors, suppliers, Traditional Owners, pastoralists and the community.
- At all times conduct ourselves with integrity, honesty and transparency.
- Encourage an enjoyable and safe workplace based on technical excellence, teamwork, collaboration and diversity.
- Seek to protect the environment and enrich the communities in which we work.

SUSTAINABILITY, SOCIAL RESPONSIBILITY AND COMMUNITY

E79 Gold is committed to operating ethically and sustainably, and embracing responsible environmental, social and governance practises. E79 Gold strives to respect cultures, customs, and values in all dealings with people, places, governments and companies involved in our activities. E79 Gold's success depends on our ability to build and maintain these relationships.

ENVIRONMENT

Our tenure is based in the Western Australian Goldfields region and the Northern Territory, with rich and diverse habitats. Our exploration activities are undertaken with care to protect the flora, fauna and sites of cultural significance. As part of our Values, E79 Gold strives to ensure transparent communication and engagement with the community, Traditional Owners and pastoralists in the areas we operate.

HEALTH AND SAFETY

E79 Gold's values our people and the community in which we operate. Our Code of Conduct is intended to instil a culture of safety awareness and strives to eliminate risks of harm.

For personal use only

Summary of Operations

E79 Gold's mineral assets (Figure 1) comprise:

- The Cue Gold (Au) Project in the highly prospective Murchison Gold Province
  - 67km^2 of tenure in Day Dawn goldfield, immediately south of Westgold's renowned Great Fingall Gold Mine

- The Laverton South Gold (Au) Project in the world-class Laverton gold district
  - 272km2 of tenure in the Laverton Tectonic Zone - one of the world's most prolific gold belts

- Mountain Home Copper-Gold (Cu-Au) Project in the highly-endowed McArthur Basin in the Northern Territory
  - 1,366km2 of tenure within the prolific McArthur Basin, prospective for copper and gold

- The Jungar Flats Gold Project in the North Murchison region
  - 698km2 of tenure in the Murchison Goldfield, with agreement to Joint Venture (JV) with Scorpion Minerals, allowing E79 Gold to focus on near-term discovery opportunities In the Cue (Au), Laverton South (Au) and Mountain Home (Cu-Au) Projects

Key highlights during the year were:

Cue Gold Project

- Acquisition of the Cue Gold Project;
- Advancement of the project through acquisition of a high-resolution gravity survey;
- Interpretive definition of more than 40 drill targets.
- Subsequent to year end;
  - Heritage agreement signed and survey booked
  - Project expanded through acquisition of P21/800 application

Mountain Home Copper-Gold Project

- Completing a 525km2 airborne gravity survey co-funded under the Northern Territory Government's Geophysics and Drilling Collaborations (GDC) Program

Laverton South Gold Project

- Air-core drilling has confirmed multiple gold anomalies under paleochannel cover.

Jungar Flats Project

- E79 Gold JV partner, Scorpion Minerals Limited, has secured WA Government Exploration Incentive Scheme (EIS) co-funding for a regional geophysical program at the Jungar Flats Project.

Safe and efficient exploration was undertaken on all projects with no incidents to report.

For personal use only

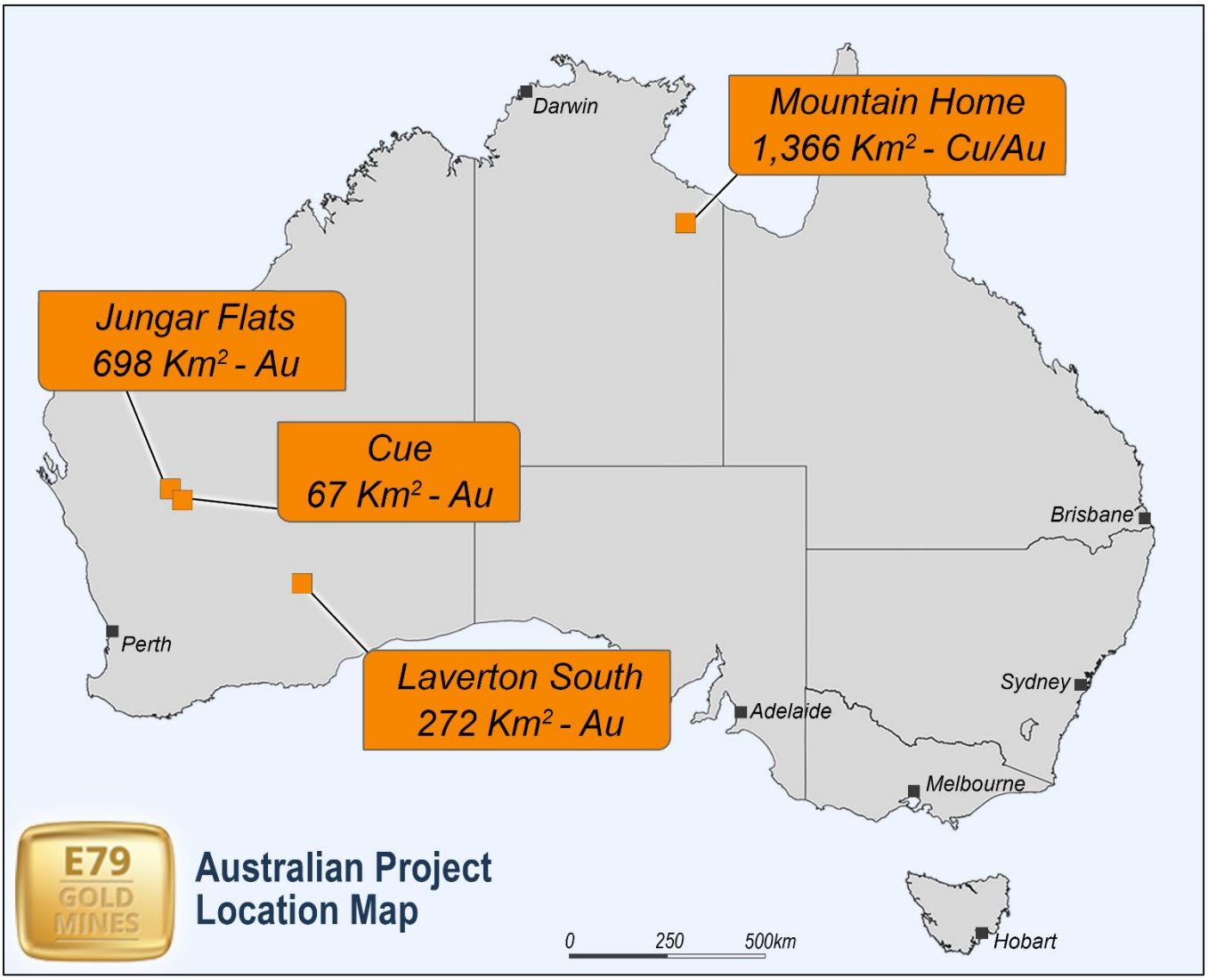

Figure 1: *Map showing E79 Gold's project locations*

Cue Gold Project

The Cue Gold Project[1] is located in the highly prospective Murchison Gold Province, Western Australia (Figure 2) and covers an area of approximately 65km² in the Day Dawn goldfield, immediately south of Westgold's renowned Great Fingall Gold Mine (historical production of 1.2Moz at an average grade of 19.2 g/t gold.[2]

The Cue Gold Project is situated within a highly prospective geological corridor known for hosting high-grade, quartz reef–style gold deposits, comparable to those at Great Fingall, Golden Crown, and Break of Day.

[1] Refer to E79 Gold Mines ASX Announcement 4 December 2025
[2] Refer to Westgold Resources Limited Presentation 14 February 2024. There is no guarantee that Westgold's results will be reflective of the Cue Gold landholding.

Located approximately 10km south of the town of Cue, the project benefits from excellent regional infrastructure, including direct access to major highways and multiple third-party processing options. Nearby facilities include Ramelius Resources' Checkers processing plant at Mt Magnet (~60km south) and Westgold's Tuckabianna operation (~25km east).

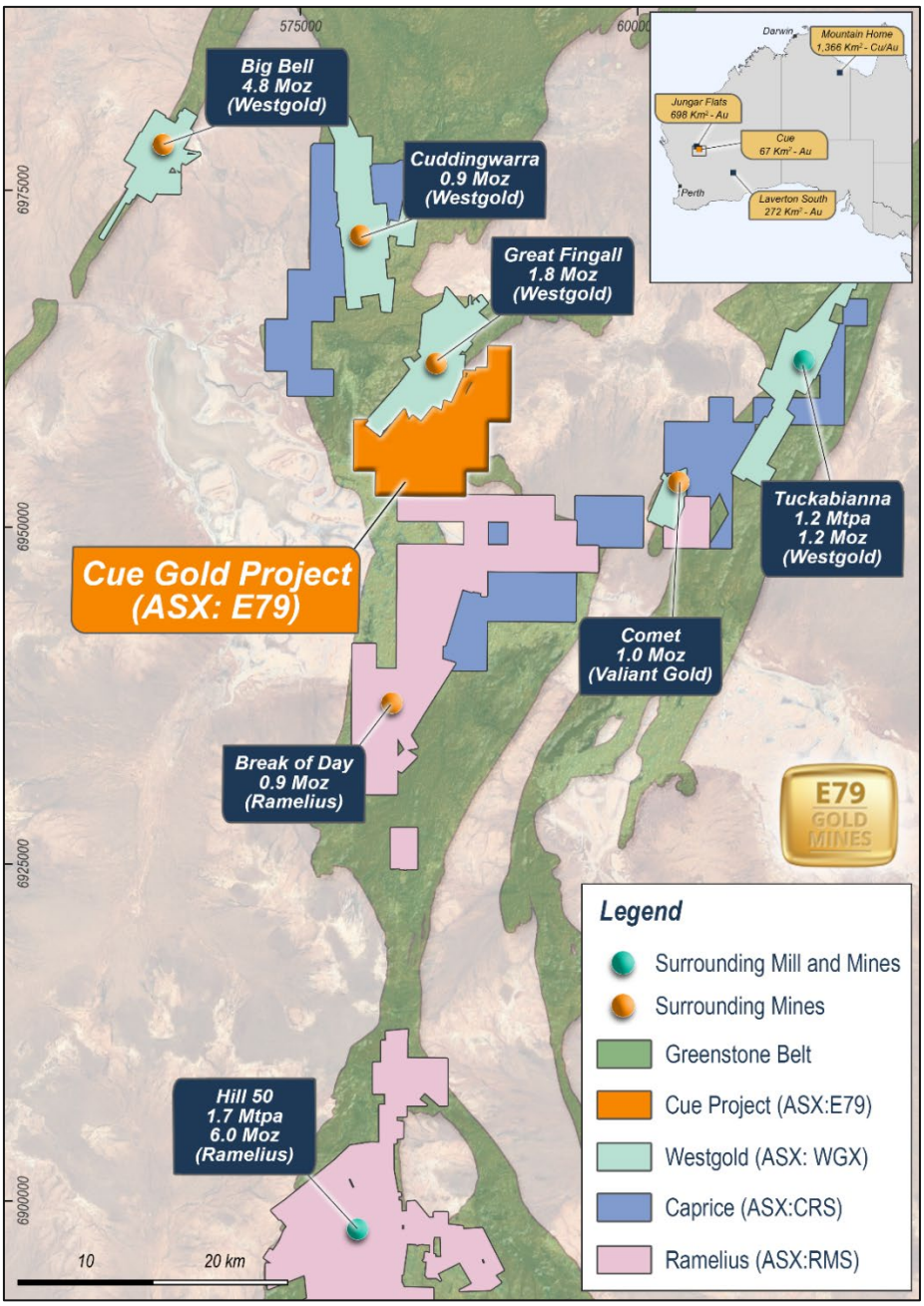

Figure 2: *Cue Gold Project location plan and local gold operations*[3]

[3] For Ramelius Resources endowment refer to Resources and Reserve Statement 1 October 2025 and Ramelius website for past production. For Westgold Resources endowment refer to 2025 Mineral Resource Estimate and Ore Reserves statement 3 September 2025 and Westgold Website for past production at Big Bell, Great Fingall, and Cuddingwarra. Past production from Tuckabianna and Comet from mindat.org database.

For personal use only

A project-wide high-resolution ground gravity survey was completed during the year[4], covering the full 65km² Cue Gold Project area (Figure 3).

The survey was designed to penetrate shallow cover and map structural corridors known to host high-grade gold mineralisation in the district. This method has been successfully applied at Great Fingall, Break of Day, and Lake Austin, where gravity-defined structures led to discovery success (Figure 5).

Interpretation of the processed gravity data resulted in the definition of more than 40 drill targets across the project.

Twelve targets were classified as high priority based on structural complexity, host-rock favourability and location on granted tenure. A drape of the gravity image over solid geology with interpreted drill targets is shown in Figure 3.

Five high-priority drill targets lie within the Great Fingall Dolerite, host to the recently recommissioned Great Fingall Gold Mine which produced 1.2Moz at an average grade of 19.2g/t gold[5], located 8km along strike to the north-east. A further five high-priority drill targets sit within the prospective Meekatharra greenstone formation and combine interpreted cross-cutting structures with gravity anomalies (both high and low).

Two high-priority targets sit within the eastern geology sequence that has been mapped as a granite however, drilling has confirmed various lithologies including sediments and intermediate rocks.

For personal use only

[4] Refer to E79 Gold Mines Limited ASX Announcement 2 February 2026
[5] Refer to Westgold Resources Limited ASX Announcement 23 October 2023

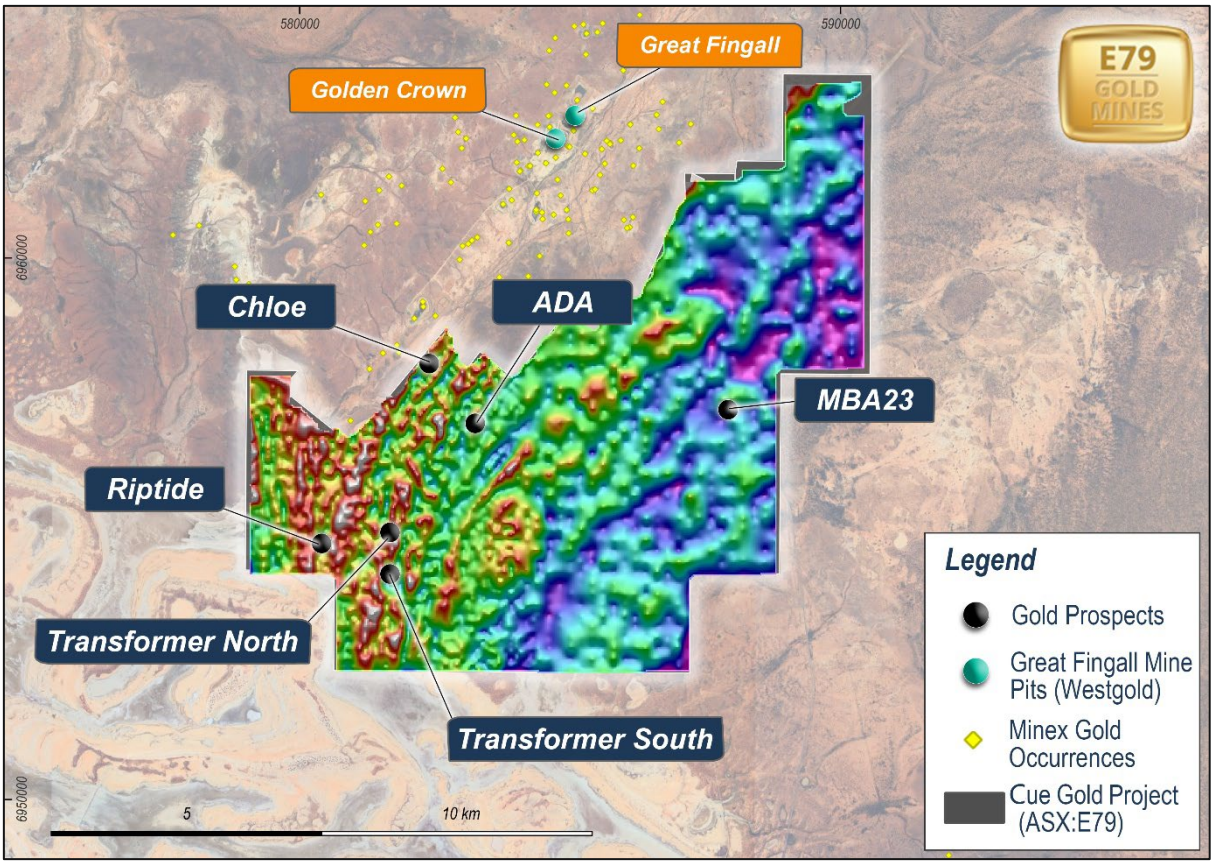

Figure 3: *Processed ground gravity data over the Cue Gold Project. Map displays Bouguer anomaly (first vertical derivative) with north shading.*

These results significantly enhance the project's prospectivity and confirm a larger footprint of the Great Fingall Dolerite than previously recognised.

The heritage agreement negotiations at the Cue Gold Project were completed in August 2026[6] with heritage clearances requested in advance of an initial Reverse Circulation (RC) and aircore drilling campaigns.

[6] Refer to E79 Gold Mines Limited ASX Announcement 8 August 2026

For personal use only

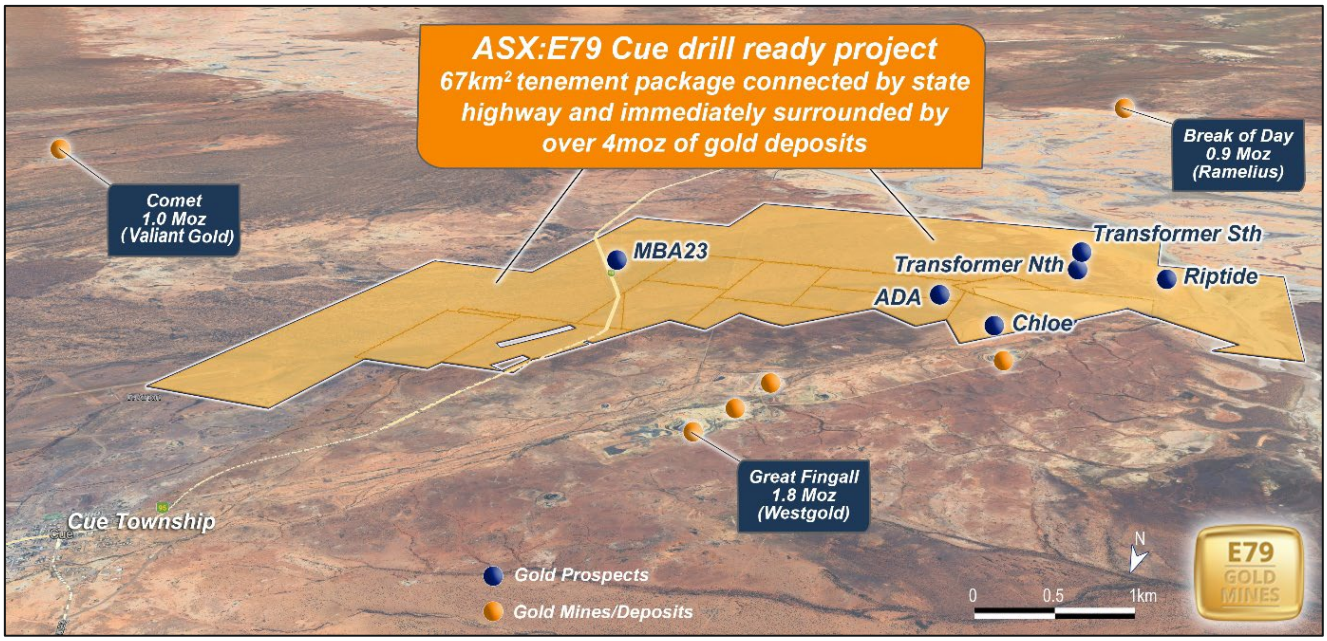

Figure 4: *Aerial view of the Cue Gold Project, looking south, relative to the Great Fingall Mining Complex and Comet Mine (Westgold Resources) and Break of Day Mine (Ramelius Resources).*

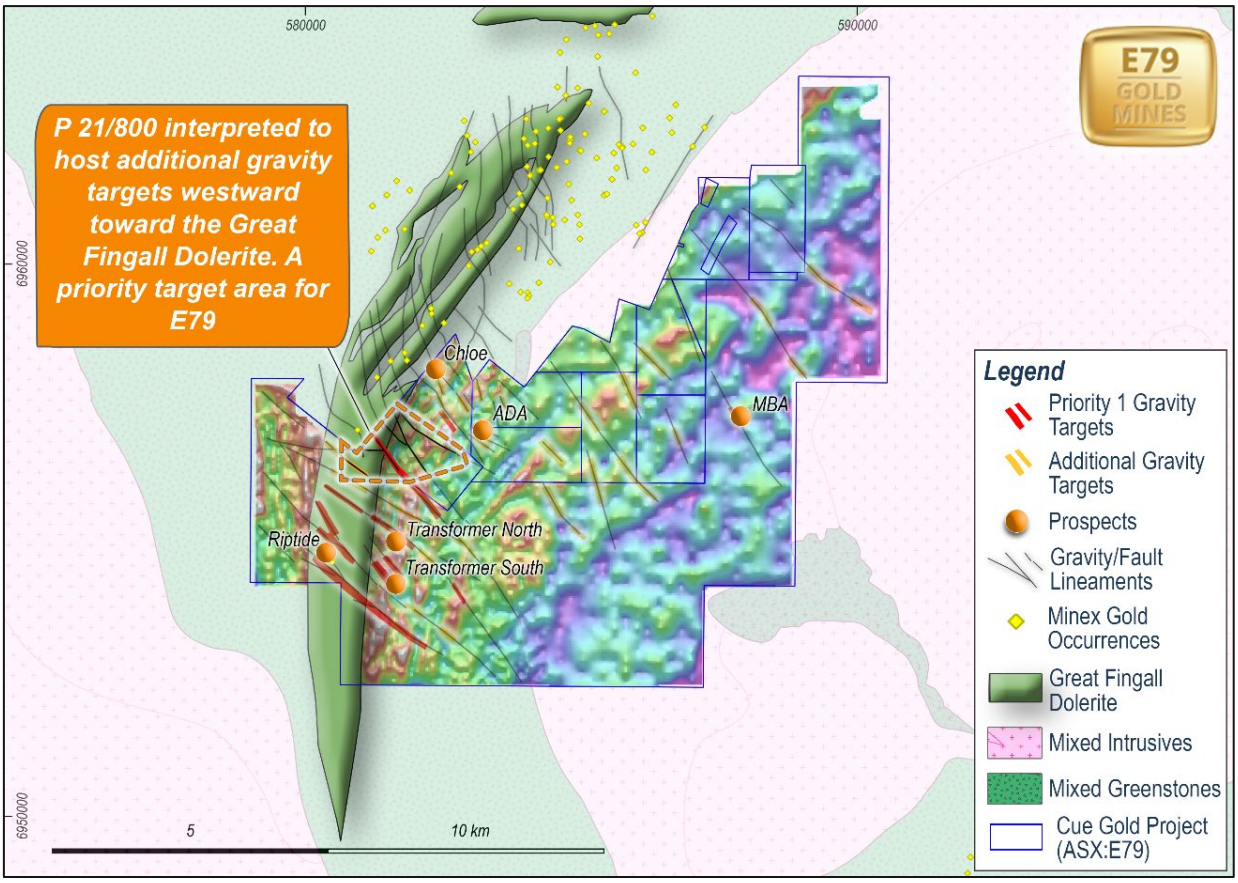

Figure 5: *Drape of gravity image over solid geology with interpreted drill targets.*

For personal use only

For personal use only

Mountain Home Copper-Gold Project

The Mountain Home Project is located in the Northern Territory, with an area of 1,366km^2, and covers a prospective inlier of McArthur Basin Stratigraphy. This district hosts the world-class McArthur River Zinc-Lead Mine (Figure 7), the Teena Zinc-Lead Deposit and numerous other base metal prospects. The Mountain Home Project is prospective for copper (Cu), gold (Au) and bismuth (Bi) . E79 Gold optioned the project in 2024[7] and took 100% ownership of the project in 2025[8].

Work completed during the year at the Mountain Home Project indicates the mineralisation is consistent with intra-cratonic copper-gold ('ICG') systems, including the Iron-Oxide Copper Gold IOCG classification, with similarities to deposits in the Tennant Creek mineral field.[9] A field program led by independent geologist Dr Carl Brauhart, significantly advanced geological understanding of the Mountain Home Gossan, identifying en-échelon sinistral faults hosting copper-gold-bismuth mineralisation[10] within quartz breccia and crack-seal veins. Mapping also outlined a 3km corridor of brittle quartz breccias, highlighting the potential scale of the hydrothermal system and defining left-stepping jogs along sinistral faults as priority targets.
Rock chip sampling from a field reconnaissance program at Mountain Home returned high-grade copper results[11], confirming mineralisation both within and beyond the Mountain Home Gossan (see Figure 8). Of the 24 samples collected, standout assays from the main gossan area included **32.5% Cu (MHR037)**, **18.55% Cu (MHR039)** and **35.9% Cu (MHR040)**. Additional high-grade copper and elevated gold were recorded on parallel structural trends, including **24.3% Cu** and **0.11 g/t Au (MHR036)** located 200m south of previous samples, **22.5% Cu** and **1.56 g/t Au (MHR038)** located on a parallel trend 150m west of previous sampling, and **2.53% Cu (MHR049)** located on a parallel trend 950m north of a previous high-grade copper sample. These results demonstrate mineralisation continuity outside the main gossan.

Mapping confirmed that mineralisation is structurally controlled, occurring within an en échelon array of sinistral faults developed in quartz breccia and crack-seal vein systems, hosting copper–gold–bismuth mineralisation. Further mapping north of the Mountain Home Gossan has outlined a continuous corridor of brittle quartz breccias extending more than 3km, highlighting the potential scale of the system. While further interpretation is required, the dominance of sinistral movement suggests that left-stepping jogs along regional structures form key "damage zones" where hydrothermal fluids are most likely to accumulate, making these areas priority exploration targets.

[7] Refer to E79 Gold Mines Limited ASX Announcement 28 May 2024
[8] Refer to E79 Gold Mines Limited ASX Announcement 22 April 2025
[9] Refer to Carl Brauhart MEGWA presentation https://www.youtube.com/watch?v=HQFWxxFIlGQ
[10] Refer to E79 Gold Mines Limited ASX Announcement 23 October 2025
[11] Refer to E79 Gold Mines ASX Announcement 23 October 2025

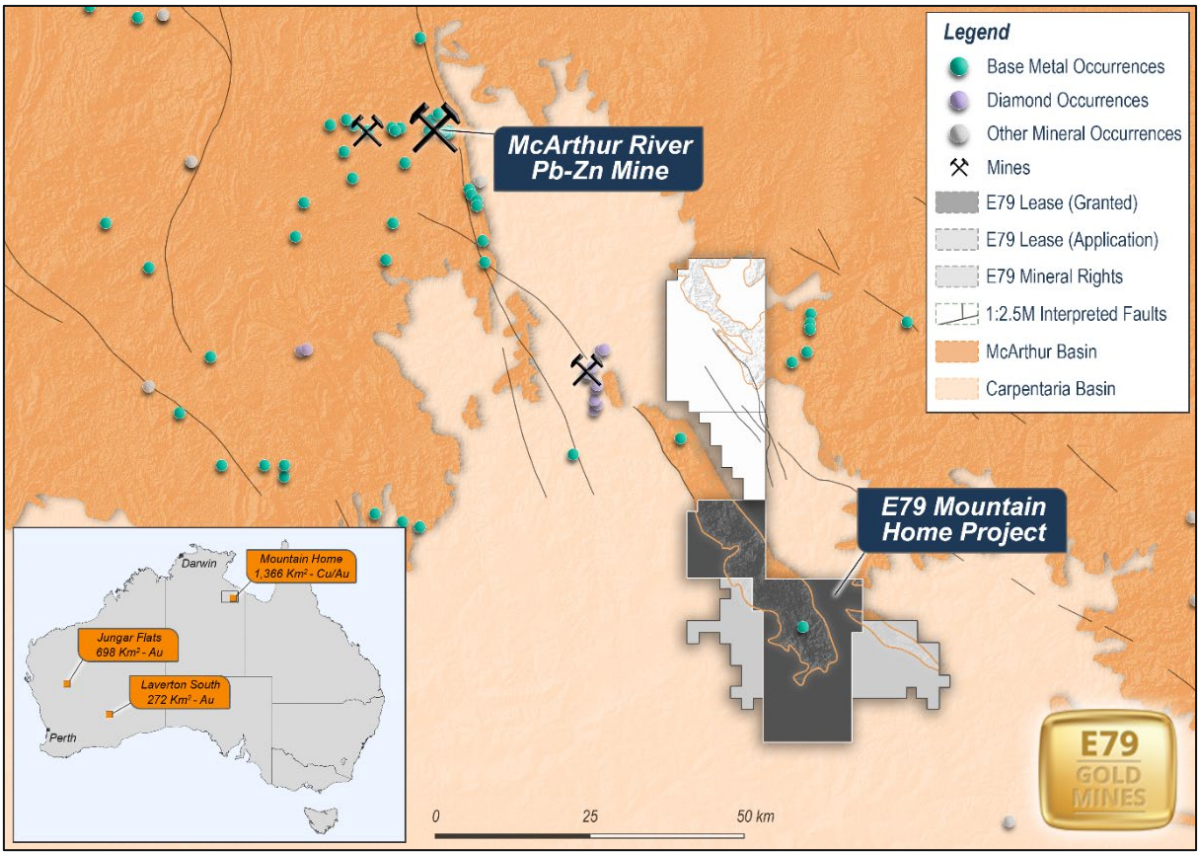

Figure 6: *Location map of the Mountain Home Project with McArthur and Carpentaria Basins*

For personal use only

For personal use only

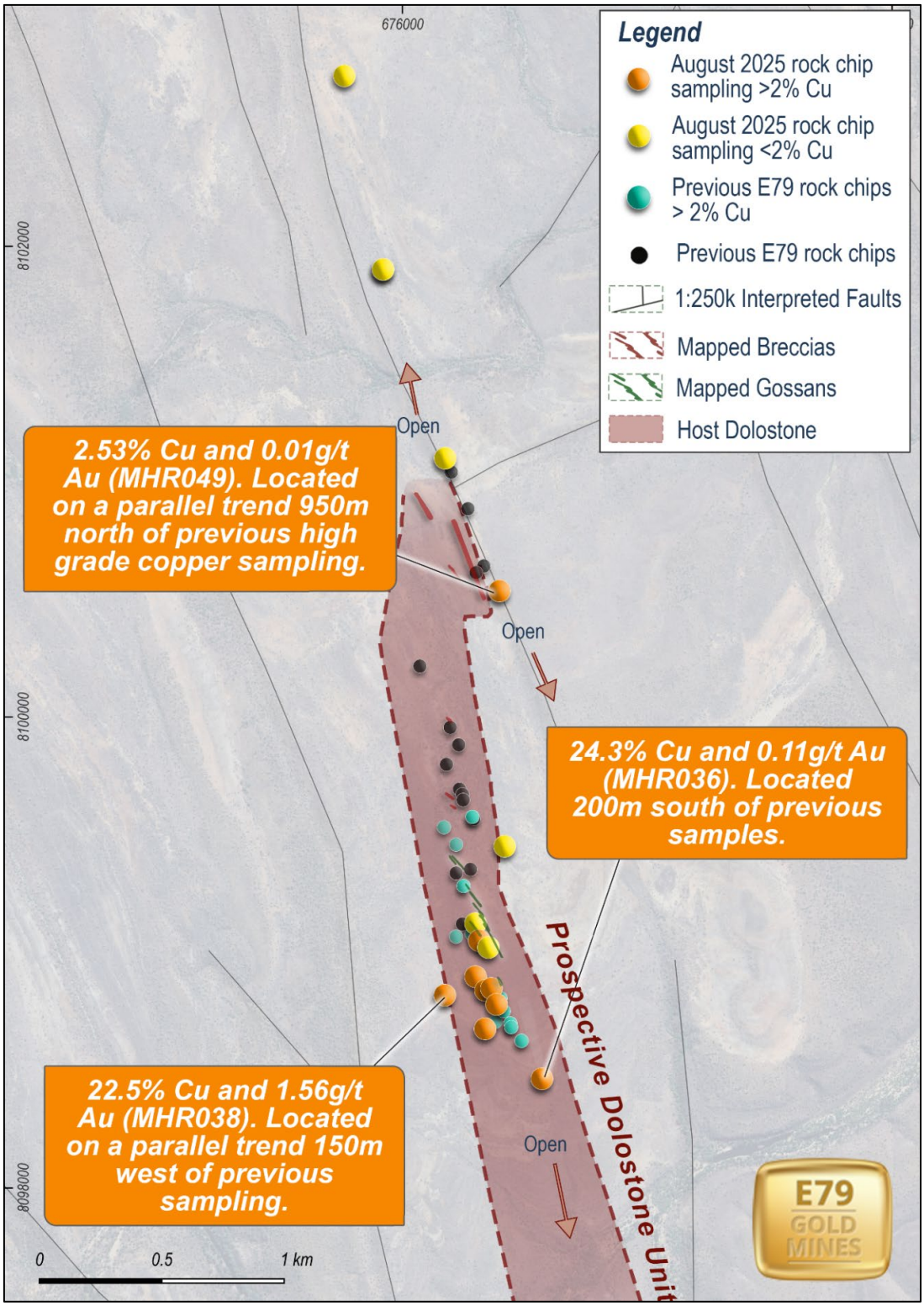

***Figure 7**: Map of the Mountain Home gossan area with 2024 and 2025 rock chip sample locations*

During the second half of the year E79 Gold completed a large-scale airborne gravity survey across the Mountain Home Inlier, covering 525km² within the McArthur Basin.

The high-resolution gravity survey is a powerful tool for detecting structures, intrusions, and concealed targets beneath cover. The program was flown at 400m line spacing across the majority of the Inlier within E79 Gold's tenure (see Figure 9), providing the resolution required for detailed structural and lithological interpretation. The distribution of copper occurrences around large scale structures can be seen in Figure 10, where known copper occurrences cluster around the 170km Lithosphere-Asthenosphere Boundary (LAB line)[12]. The lithosphere–asthenosphere boundary (LAB) reflects variations in the thickness of the underlying lithosphere. Sediment-hosted base metal mineralisation is commonly localised within approximately 200 km of the surface projection of the LAB, underscoring the significance of this boundary as a first-order control on major mineral systems. This relationship highlights the importance of accurately mapping large-scale lithospheric structures, as they can be used to focus exploration efforts on more prospective regions and improve targeting efficiency.

The gravity program was co-funded under the Northern Territory Government's Geophysics & Drilling Collaborations (GDC) program for the Mountain Home Copper-Gold-Bismuth Project. Under this program, 50% of the data acquisition costs – up to $150,000 (inclusive of GST) – have been paid back to E79 Gold.

The airborne survey has provided high-quality gravity and magnetic geophysical datasets at Mountain Home. Preliminary interpretation indicates that the mineralised Mountain Home Gossan sits within a well-defined magnetic-low corridor, with several additional magnetic-low zones of similar character identified elsewhere in the survey area (Figure 11). These untested zones represent priority targets for follow-up work.

The gravity data is more subtle, but within the magnetic low zones, mineralisation sits within zones on the flanks of gravity highs (Figure 12). Full interpretation of the recently acquired geophysical datasets is ongoing.

[12] Refer to Czarnota et al. 2020. Minerals on the edge: sediment-hosted base metal endowment above steps in lithospheric thickness. Exploring for the future: extended abstracts, Geoscience Australia, Canberra

For personal use only

For personal use only

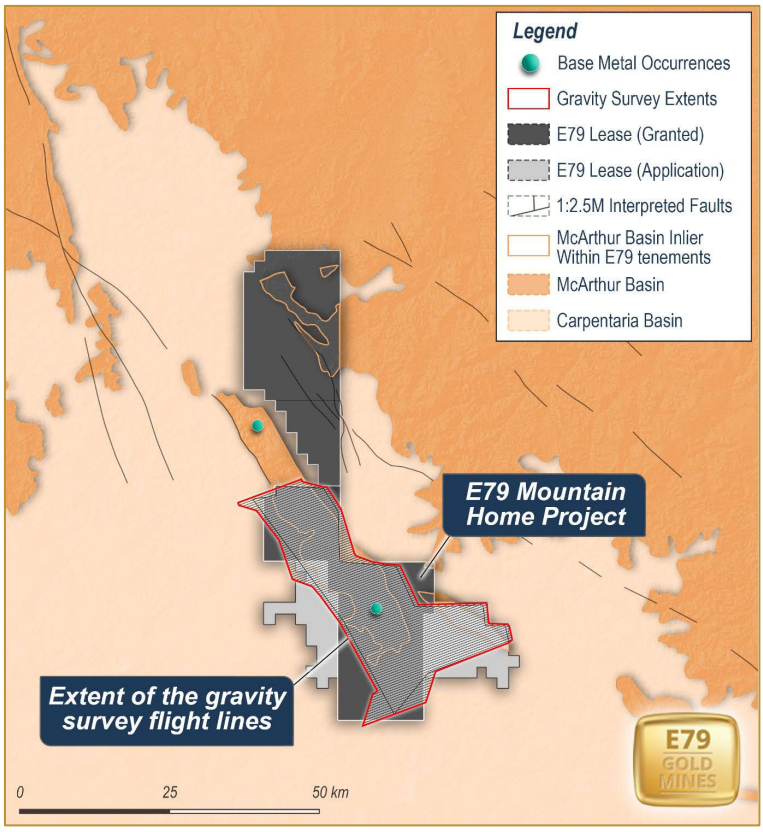

***Figure 8**: Map of the Mountain Home Project with gravity survey outline*

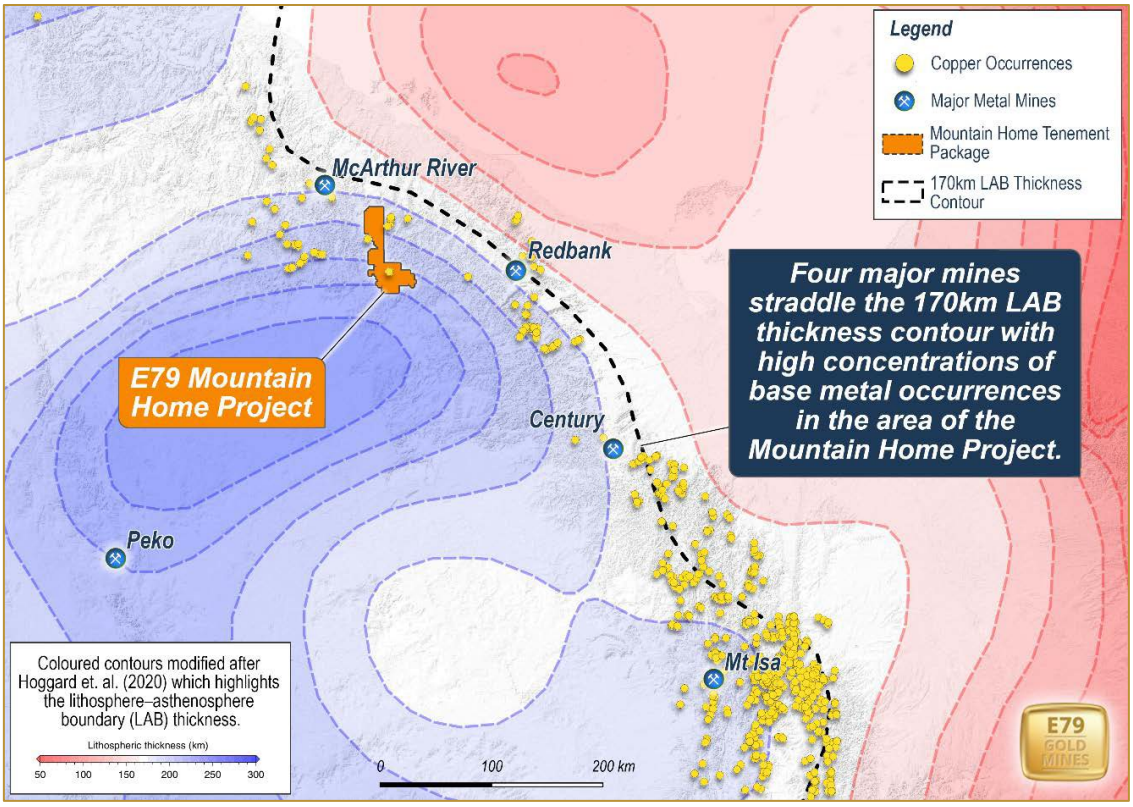

***Figure 9**: Location map of known copper occurrences along the 170km LAB contour*

For personal use only

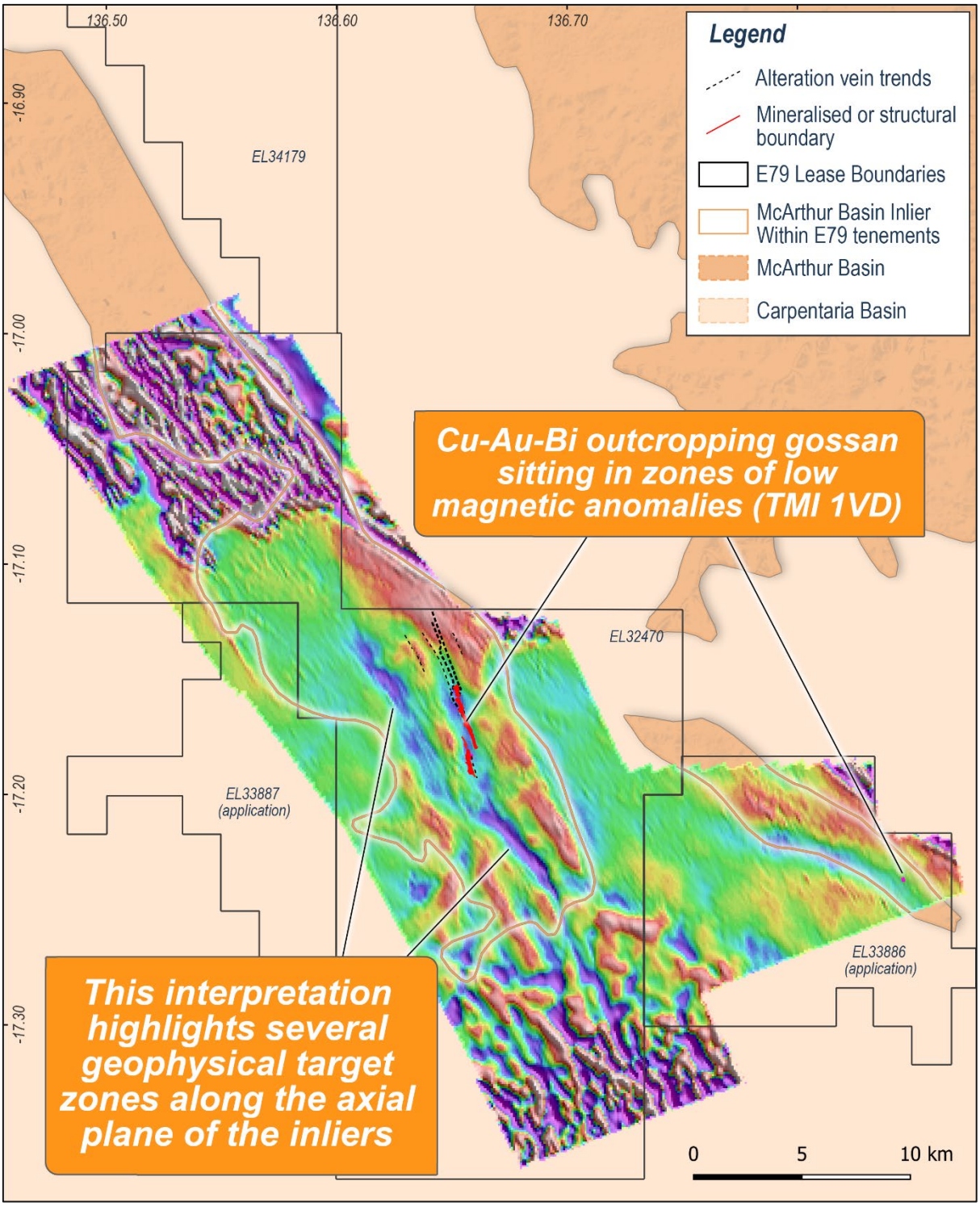

Figure 10: *Magnetic data TMI – 1VD outlining large scale magnetic lows associated with known copper mineralisation. Red outline is the mapped extent of the prospective McArthur Basin Inliers.*

For personal use only

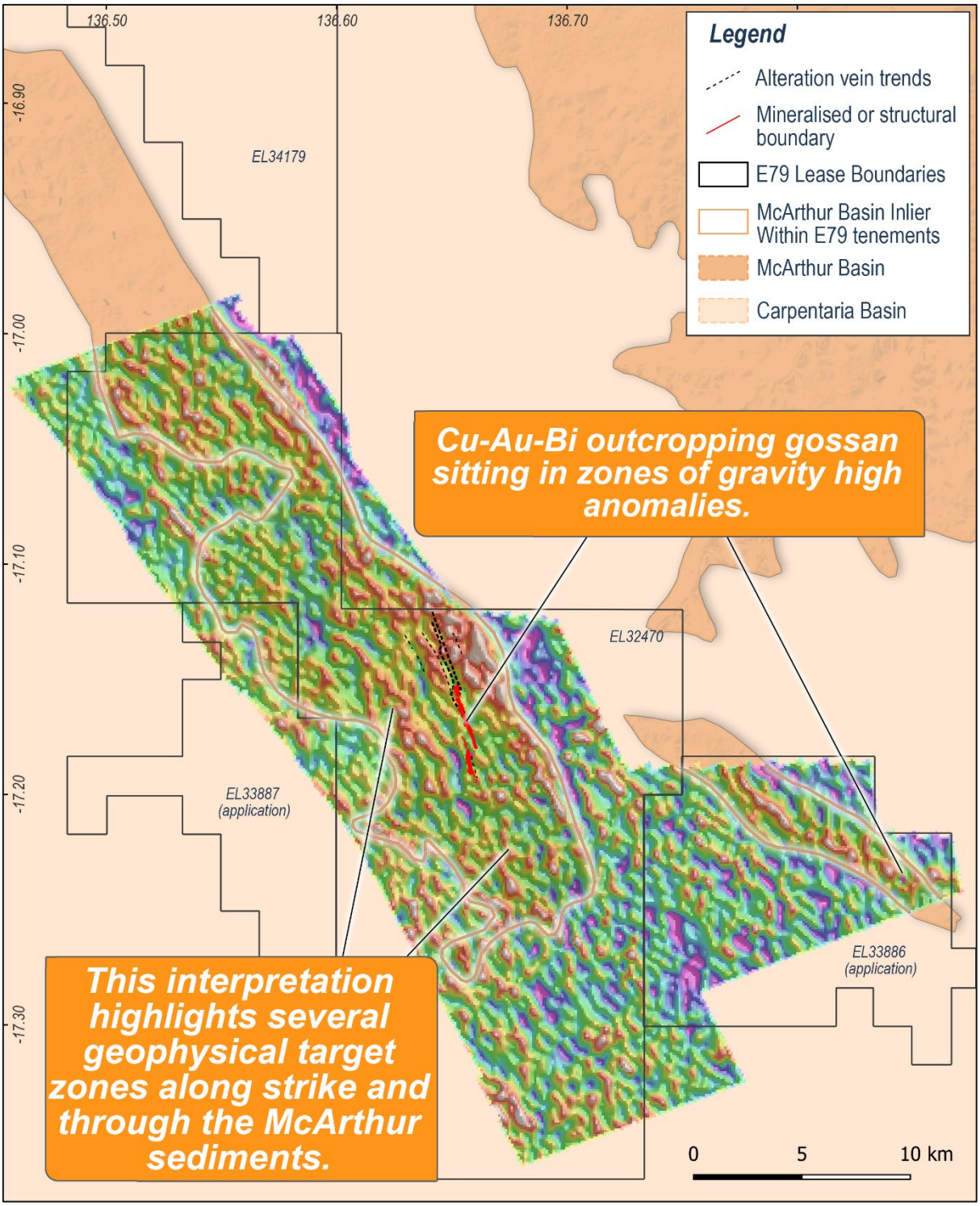

Figure 11: *Gravity image (GDD2.67) of the Mountain Home geophysical survey. Red outline is the mapped extent of the prospective McArthur Basin Inliers.*

For personal use only

Laverton South Gold Project

The Laverton South Gold Project (Figure 13), with an area of 272km^2, covers a southern portion of the Laverton Tectonic Zone ('LTZ') approximately 130km east-northeast of Kalgoorlie, within the major gold producing Archean Yilgarn Craton of Western Australia.

The LTZ is one of the world's richest gold belts with more than 30 million ounces ('Moz') in historical production, reserves and resources and hosts numerous prolific deposits including Granny Smith (5.8Moz), Sunrise Dam (10.3Moz) and Wallaby (11.8Moz)[13].

A total of 71 holes air-core holes for 5,065m, were completed over four targets during the first half of the year. A number of gold anomalies were identified under the regional paleochannel including at T14 South (Figures 14 and 15), with results including[14]:

- **3m @ 0.23g/t Au** from 83m to EOH (25LRAC151) with last 1m in weathered bedrock
- **4m @ 0.18g/t Au** from 68m (25LRAC148)
- **4m @ 0.18g/t Au** from 80m (25LRAC150)
- **8m @ 0.13g/t Au** from 60m (25LRAC152)

T14 South is located 3km south of, and in the same interpreted host stratigraphy as Kalgoorlie Gold Mining Limited's (ASX: KAL) Kirgellas Gift gold deposit[15]. These wide-spaced drill results are significant in that they are located in prospective stratigraphy, form a coherent trend, lie to the south of known mineralisation, and confirm the presence of gold mineralisation below the regional paleochannel.

Results from further north identified gold in prospective chlorite-sericite altered mafic rocks including[16]:

- **1m @ 0.41g/t Au** from 88m (25LRAC164) at EOH; and
- **4m @ 0.12g/t Au** from 60m (25LRAC160)

In hole 25LRAC164, bedrock-hosted gold anomalism occurs beneath the regional paleochannel. Importantly, the mineralisation appears at the end of the hole, and no drilling has yet been undertaken to the west. Hole 25LRAC164 ends in chlorite–sericite–altered mafic rocks, a lithology regarded as highly prospective for gold mineralisation.

Gold prospectivity has been confirmed in the Pinjin area of the northern Laverton South tenements, supported by OzAurum Resource Limited's 2024 surface gold finds located only 250 m north of E79 Gold's boundary. The target area sits on the Pinjin Fault, a major gold-hosting structure.

Soil sampling (Figure 16) defined two >30 ppb Au anomalies parallel to the fault, supported by shallow historical rotary air-blast ('RAB') intercepts (including 4 m @ 1.17 g/t Au). Recent prospecting has also recovered

[13] Refer to E79 Gold Prospectus dated 17 August 2021
[14] Refer o E79 Gold Mines Limited ASX Announcement 1 October 2025
[15] Refer to Kalgoorlie Gold Mining Limited ASX Announcement 25 July 2024
[16] Refer to E79 Gold Mines Limited ASX Announcement 10 November 2025

multiple small gold nuggets over a 500 m × 500 m area. Notably, one nugget was found within quartz-veined mafic volcanic rock containing crystalline gold, indicating a likely nearby lode-style source.

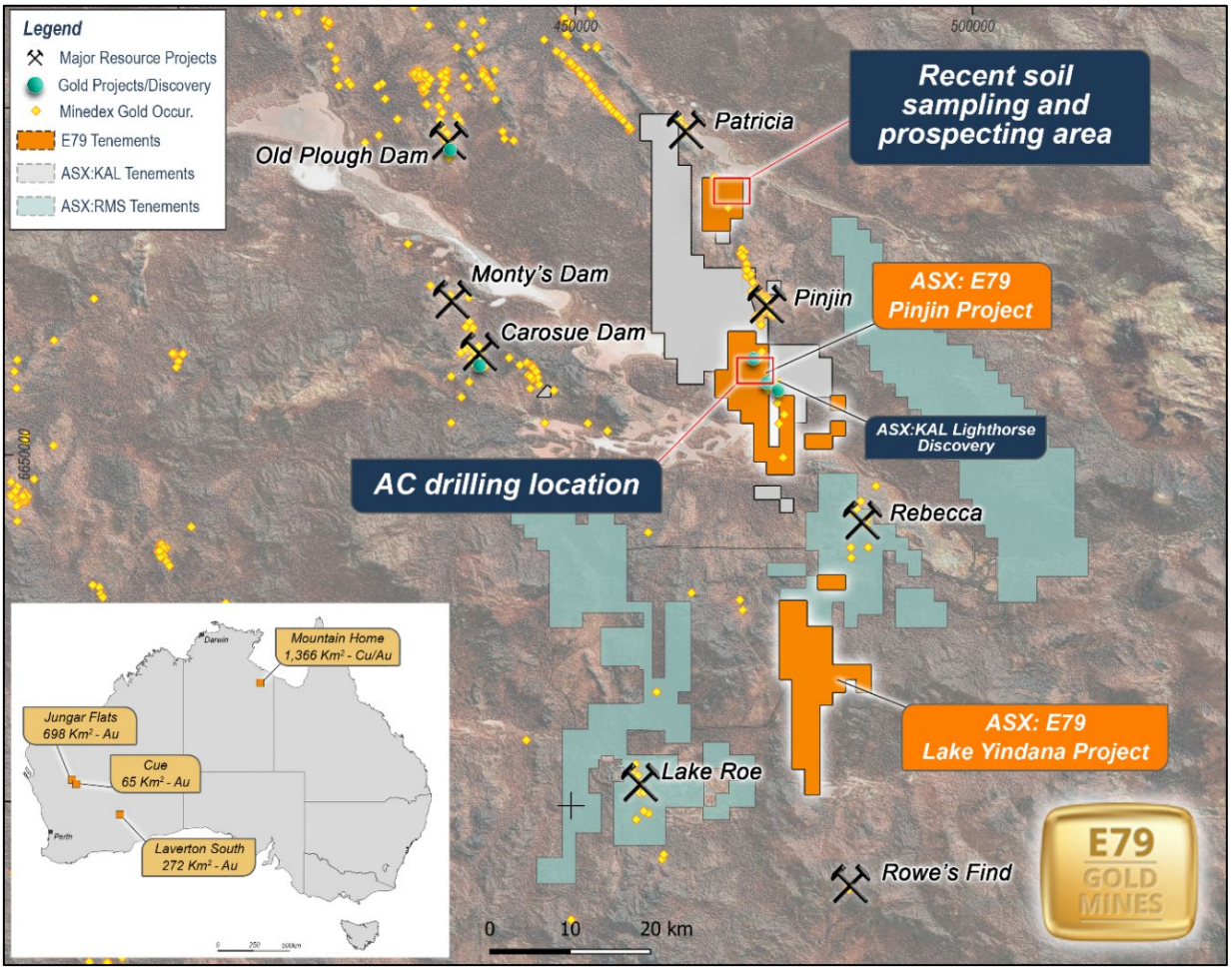

Figure 12. *Map of Laverton South Gold Project Area*

For personal use only

For personal use only

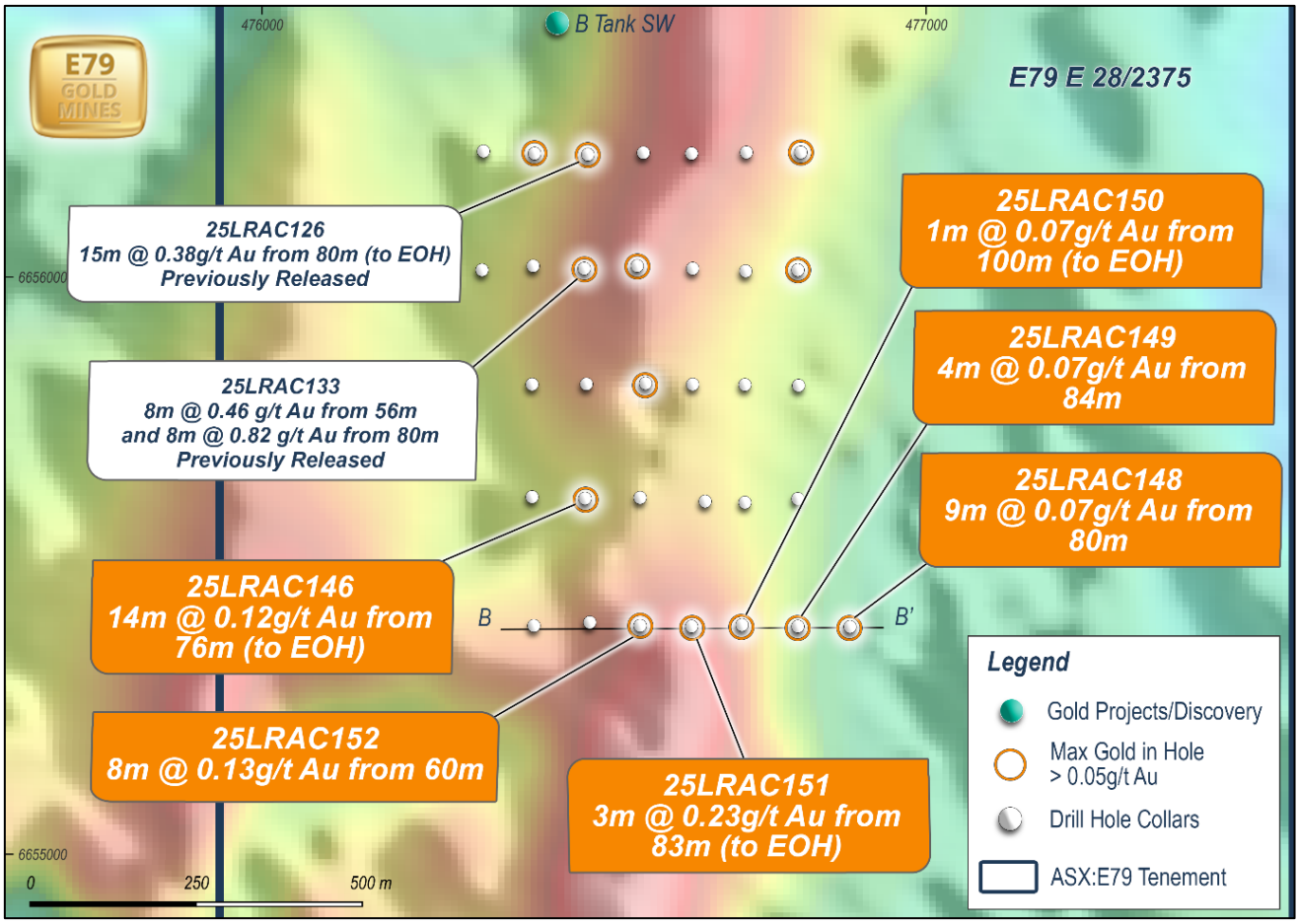

Figure 13. *Map of announced aircore holes at the Pinjin Project over magnetic image*

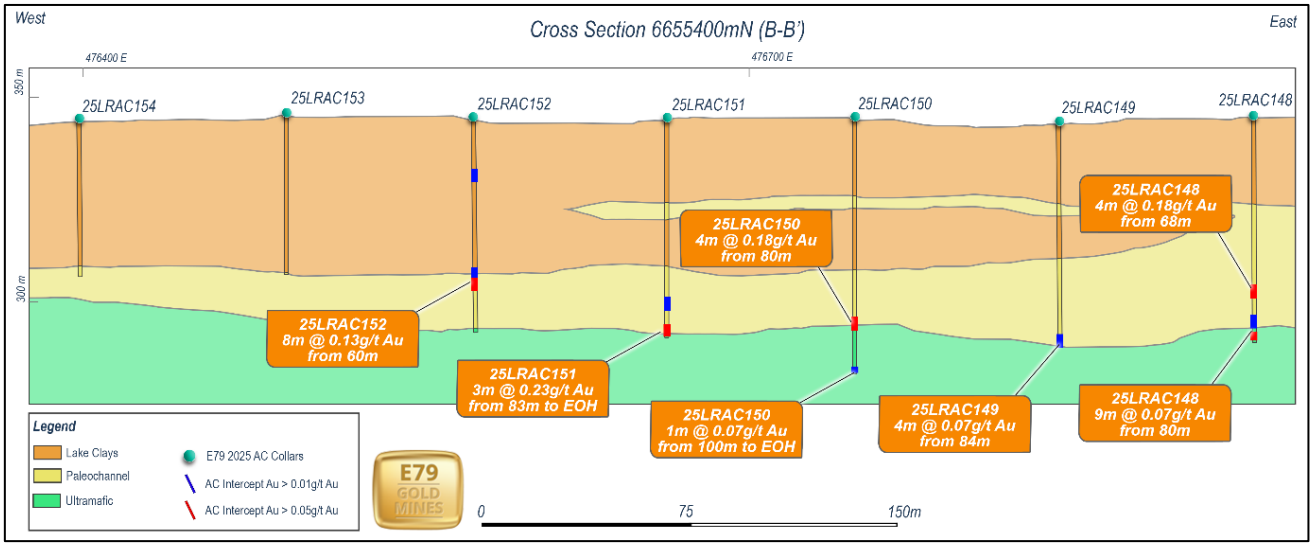

Figure 14. *Cross-section of T14 South outlining gold mineralisation below the paleochannel*

For personal use only

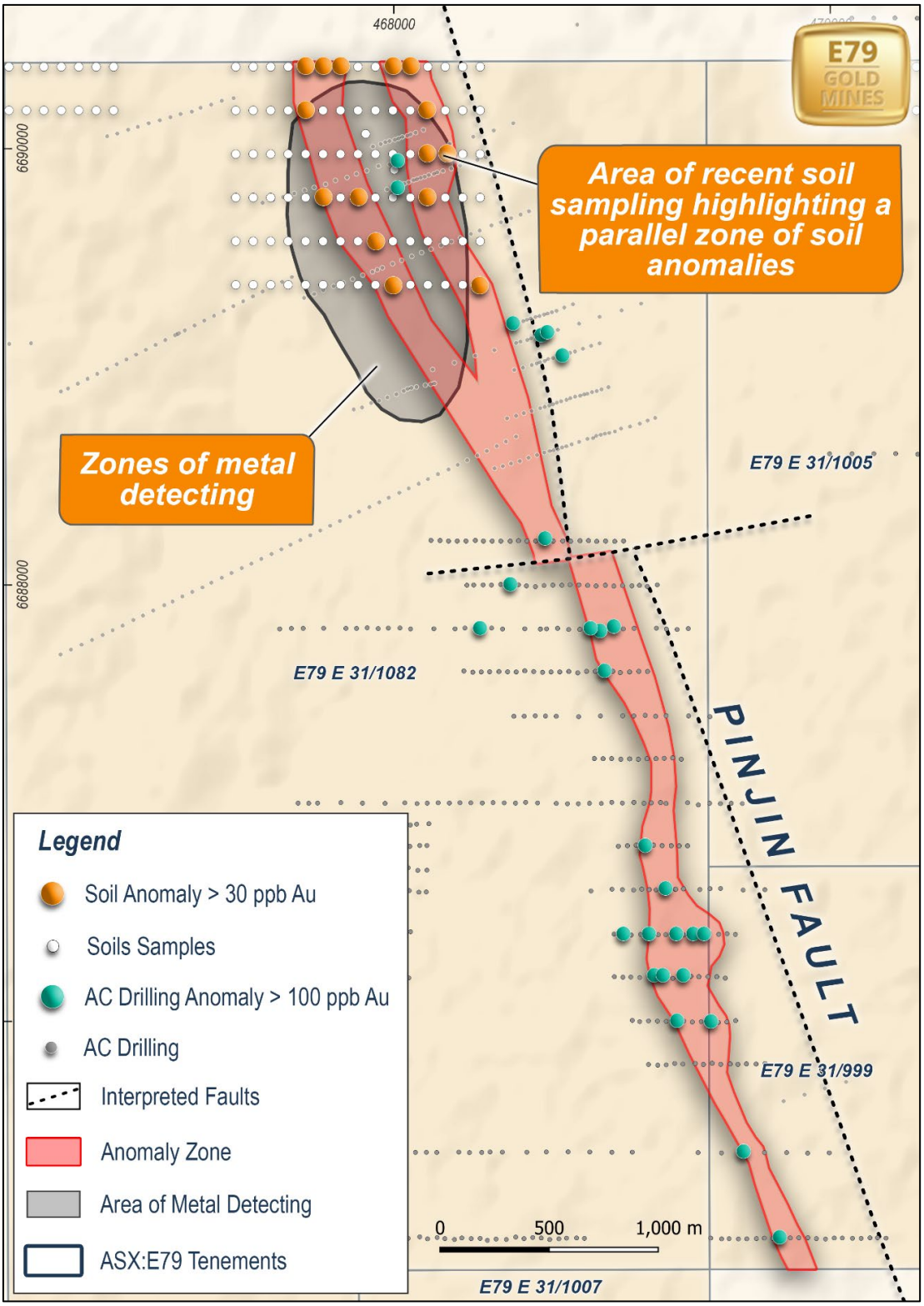

Figure 15. *Map of exploration activity within the northern portion of the Laverton South Project*

For personal use only

Murchison (Jungar Flats) Project

E79 Gold has an Earn-In and JV Heads of Agreement with Scorpion Minerals Limited (ASX: SCN) over the Jungar Flats Project in Western Australia[17]. This opportunity allows E79 Gold to technically and financially focus on other near-term discovery opportunities; whist still being exposed to exploration upside at Jungar Flats.

During the year, Scorpion Minerals were successful in being awarded the grant of a Co-funded Geophysics Program under the WA Government's Exploration Incentive Scheme (EIS) over their North Murchison tenure, including the Jungar Flats JV tenure[18]. Scorpion was awarded up to $196,505 for airborne magnetics and radiometrics.

The survey will be followed by detailed lithostructural analysis (3,500 km^2) using the processed survey data and all available open file exploration data to support future drilling.

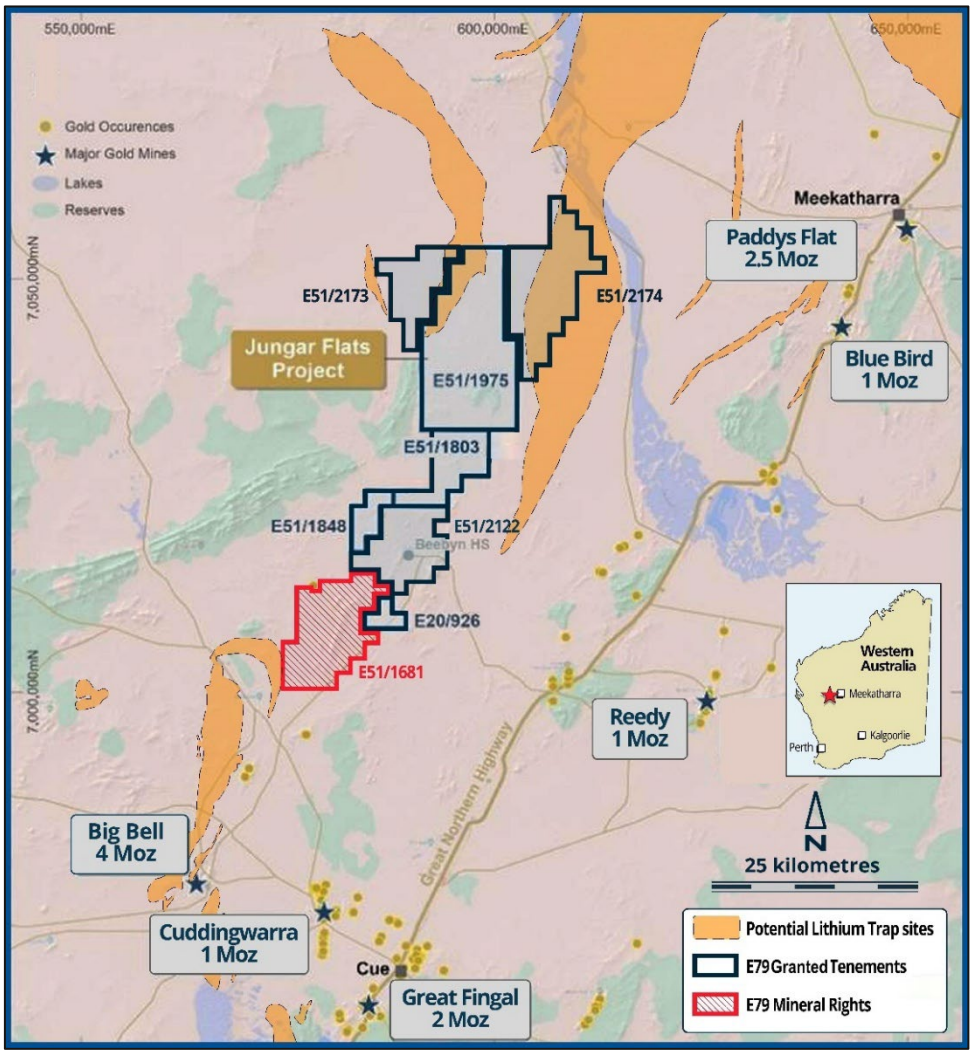

Figure 16. *Map of the Jungar Flats Project*

[17] Refer to E79 Gold Mines Limited ASX Announcement 14 February 2025
[18] Refer to Scorpion Minerals Ltd ASX Announcement 29 April 2026

The information in this report that relates to Exploration Results is based on information compiled by Mr Ned Summerhayes, a Competent Person who is a member of the Australian Institute of Geoscientists. Mr Summerhayes is a full-time employee, a shareholder and an option holder of the Company. Mr Summerhayes has sufficient experience that is relevant to the style of mineralisation and type of deposit under consideration and to the activity being undertaken to qualify as a Competent Person as defined in the 2012 Edition of the 'Australasian Code for Reporting of Exploration Results, Mineral Resources and Ore Reserves'. Mr Summerhayes consents to the inclusion in the report of the matters based on his information in the form and context in which it appears.

***Previously Reported Information**: The information in this report that references previously reported exploration results is extracted from the Company's ASX market announcements released on the date noted in the body of the text where that reference appears. The previous market announcements are available to view on the Company's website or on the ASX website (www.asx.com.au). The Company confirms that it is not aware of any new information or data that materially affects the information included in the original market announcements. The Company confirms that the form and context in which the Competent Person's findings are presented have not been materially modified from the original market announcements.*

For personal use only

Your Directors submit their report for the year ended 30 June 2026.

DIRECTORS

The Directors in office at the date of this report and at any time during the year are as follows. Directors were in office for the entire period unless otherwise stated.

Current Directors

Christopher Cairns - appointed 30 September 2021
Peter Ironside – appointed 5 April 2007
Deborah Lord - appointed 30 September 2021
Matthew Bowles – appointed 4 December 2025

INFORMATION ON DIRECTORS

Christopher Cairns – B.Sc (Hons)
Non-executive Independent Chair - appointed 30 September 2021

Christopher (Chris) Cairns completed a First Class Honours degree in Economic Geology from the University of Canberra in 1992. Chris has extensive experience having worked for:

- BHP Minerals as Exploration Geologist/Supervising Geologist in Queensland and the Philippines.
- Aurora Gold as Exploration Manager at the Mt Muro Gold Mine in Borneo.
- LionOre as Supervising Geologist for the Thunderbox Gold Mine and Emily Anne Nickel Mine drill outs.
- Sino Gold as Geology Manager responsible for the Jinfeng Gold Deposit feasibility drillout and was responsible for the discovery of the stratabound gold mineralisation, taking the deposit from 1.5Moz to 3.5Moz in 14 months.

Chris joined Integra Mining Limited in March 2004 and as Managing Director oversaw the discovery of three gold deposits, the funding and construction of a new processing facility east of Kalgoorlie, transforming the company from explorer to gold producer with first gold poured in September 2010. In 2008, Integra was awarded the Australian Explorer of the Year by Resources Stocks Magazine and in 2011, was awarded Gold Miner of the Year by Paydirt Magazine and the Gold Mining Journal. In January 2013, Integra was taken over by Silver Lake Resources for $426 million (at time of bid) at which time Chris resigned along with the whole Integra Board, after having successfully recommended shareholders accept the Silver Lake offer.

Chris is currently the Executive Chairman of Stavely Minerals Limited, is a Fellow of the Australian Institute of Geoscientists, a Fellow of the Australian Institute of Mining and Metallurgy, a former member of the JORC Committee, a member of the Society of Economic Geologists, a Board Member of the Australian Institute of Geoscientists, and Chairman of the Australian Prospectors and Miners Hall of Fame. In 2020, Stavely Minerals Limited was awarded the prestigious Craig Oliver Award for an 'all-round' mid- to small-cap mining company.

Chris is a member of the Company's Audit and Risk Committee.

Other Current Directorships of Listed Companies: Stavely Minerals Limited.
Former Directorships of Listed Companies in last three years: None.

For personal use only

For personal use only

Peter Ironside - B.Com, CA

Non-executive Independent Director – appointed 5 April 2007

Peter Ironside has a Bachelor of Commerce Degree and is a Chartered Accountant and business consultant with over 40 years' experience in the exploration and mining industry. Peter has a significant level of accounting, financial compliance and corporate governance experience including corporate initiatives and capital raisings. Peter has been a Director and/or Company Secretary of several ASX listed companies including Integra Mining Limited and Extract Resources Limited (before $2.18Bn takeover) and is currently a Non-Executive Director of Stavely Minerals Limited.

Peter is a member of the Company's Audit and Risk Committee.
Other Current Directorships of Listed Companies: Stavely Minerals Limited.
Former Directorships of Listed Companies in last three years: None.

Deborah Lord – B.Sc (Hons), FAusIMM, CP(Val), MAIG

Non-executive Independent Director - appointed 30 September 2021

Deborah Lord has completed a Bachelor of Science Honours degree in Geology from the University of Melbourne. Deborah has over 35 years' consulting and industry experience having previously worked with major mining companies and international consultancy firms over a range of geological terranes. Her previous experience includes BHP, SRK Consulting, Placer Dome and Western Mining Corporation. Deborah is currently a director of Wiluna Mining Corporation, and VRM that offers specialised consulting services, including mineral asset valuations.

Deborah is a Fellow of the Australian Institute of Mining and Metallurgy and a Chartered Professional (Valuation), a Member of the Australian Institute of Geoscientists and a Graduate of the Australian Institute of Company Directors. She was formerly Chair of the VALMIN Committee and a Member of the AusIMM Professional Conduct Committee. She is the recipient 2023 AusIMM President's Award.

Deborah is Chair of the Company's Audit and Risk Committee.
Other Current Directorships of Listed Companies: Lunnon Metals Limited.
Former Directorships of Listed Companies in last three years: None.

Matthew Bowles – B.Bus, GradDipAppFin

Non-executive Independent Director - appointed 4 December 2025

Matthew Bowles is a senior mining and corporate finance executive, with extensive M&A and capital markets experience, across multiple jurisdictions within both the junior and large cap resource sector. Matthew commenced his career with Rio Tinto, in various corporate and commercial roles, before moving to London to work in banking and finance in the resources sector. Matthew has held a number of senior leadership roles with advanced gold companies, including a west African focused ASX200 developer and more recently as Managing Director of Alto Metals Ltd; during which time he led the growth and delineation of the 1Moz Sandstone Gold Project in Western Australia and the subsequent successful takeover of the company by Brightstar Resources Ltd.

Matthew is a member of the Company's Audit and Risk Committee.
Other Current Directorships of Listed Companies: Indiana Resources Limited.
Former Directorships of Listed Companies in last three years: Alto Metals Ltd, Brightstar Resources Limited.

For personal use only

INFORMATION ON COMPANY SECRETARY

Amanda Sparks - B.Bus, CA, F.Fin
Company Secretary - Appointed 30 September 2021
Amanda Sparks is a Chartered Accountant and a Fellow of the Financial Services Institute of Australasia.

Amanda has over 35 years' of resources related financial experience, both with explorers and producers. Amanda brings a range of important skills to the Company with her extensive experience in financial management, corporate governance and compliance for listed companies. Amanda is currently a Director and Company Secretary of Stavely Minerals Limited, a Non-Executive Director of Orbit Resources Limited and Company Secretary for ADX Energy Ltd.

INFORMATION ON CHIEF EXECUTIVE OFFICER

Edward Summerhayes – M.Sc (Economic Geology), B.Sc (Hons)
Chief Executive Officer – Appointed 2 August 2021

Edward (Ned) Summerhayes has completed a Masters degree in Economic Geology from the University of Tasmania and a Bachelor of Science Honours degree in Geology from the Australian National University. Ned has more than 18 years' experience in mineral exploration, primarily in Western Australia. Ned has held senior geological positions at Black Cat Syndicate and Silver Lake Resources.

MEETINGS OF THE COMPANY'S DIRECTORS

During the financial year, 3 meetings of directors were held and 2 Audit and Risk Committee meetings were held. The number of meetings attended by each director during the year is as follows:

	Board of Directors		Audit and Risk Committee	
	Meetings Held*	Meetings Attended	Meetings Held*	Meetings Attended
Chris Cairns	3	3	2	2
Peter Ironside	3	3	2	2
Deborah Lord	3	3	2	2
Matthew Bowles	2	2	1	1

In addition to formal Board Meetings, Board circular resolutions were executed and the Directors held regular discussions throughout the year.

* Number of meetings held where the Director was a member of the Board or Committee.

For personal use only

DIRECTORS' SHAREHOLDING INTERESTS

The following table sets out each director's relevant interest in shares and options in shares of the Company as at the date of this report.

Name of Director	Number of Shares (direct and indirect)	Number of Unlisted Options at $0.115, expiry 30/11/2026	Number of Unlisted Options at $0.035, expiry 30/11/2027	Number of Unlisted Options at $0.037, expiry 30/11/2028
Chris Cairns	4,952,441	500,000	500,000	600,000
Peter Ironside	12,114,848	500,000	500,000	600,000
Deborah Lord	1,026,392	500,000	500,000	600,000
Matthew Bowles	19,286,009	-	-	-

DIVIDENDS

No dividend has been paid or declared by the Company up to the date of this report (2025: nil).

SHARES UNDER OPTION

Unissued ordinary shares of the Company under option at the date of this report are as follows:

	Number	Exercise Price	Expiry Date
Unlisted Options	3,925,000	$0.115	30/11/2026
Unlisted Options	3,650,000	$0.035	30/11/2027
Unlisted Options	3,000,000	$0.05	30/11/2027
Unlisted Options	4,600,000	$0.037	30/11/2028

No option holder has any right under the options to participate in any other share issue of the Company or any other related entity.

No options were exercised during the year (2025: none).

CORPORATE INFORMATION

Corporate Structure

E79 Gold Mines Limited is a company limited by shares that is incorporated and domiciled in Australia. E79 Gold Mines Limited has prepared a consolidated financial report incorporating the entities that it controlled during the financial year as follows:

E79 Gold Mines Limited	-	parent entity
E79 Exploration Pty Ltd	-	100% owned controlled entity
Hottub Pty Ltd	-	100% owned controlled entity
Iguana Minerals Pty Ltd	-	100% owned controlled entity
Cue Metals Pty Ltd	-	90% owned controlled entity

For personal use only

Nature of Operations and Principal Activities
The Company's principal activity is mineral exploration.

Review of Operations
Refer to the Review of Operations preceding this Directors' Report.

SUMMARY OF FINANCIAL POSITION, ASSET TRANSACTIONS AND CORPORATE ACTIVITIES

Corporate

Cue Acquisition
On 4 December 2025, the Company completed the acquisition of 90% of Cue Metals Pty Ltd (which holds the Cue Gold Project). Consideration for the acquisition of 90% of Cue Metals, comprises the following:

- the issue of 14,285,714 fully paid ordinary shares in E79 Gold ($300,000 based on $0.021 per Share) to the Shareholders of Cue Metals on completion (Completion Consideration Shares). These shares have been issued on 4 December 2025;
- the issue of 28,571,429 Shares ($600,000 based on $0.021 per Share) to the Shareholders of Cue Metals upon the transfer of the Optioned Tenements under the Option Agreement to Cue Metals within 3 years from the date of the Agreement (Deferred A Consideration Shares). This milestone was met on 29 January 2026 and the shares were issued on 5 February 2026; and
- the issue of 14,285,715 Shares ($300,000 based on $0.021 per Share) to the Shareholders of Cue Metals upon the grant of the Owned Tenements currently under application within 3 years from the date of the Agreement (prorate) (Deferred B Consideration Shares). This milestone was met subsequent to year end, in August 2026 and the shares will be issued after Shareholder approval.

The Completion Consideration Shares and Deferred A Consideration Shares were subject to a 6-month escrow period from date of issue.

Cue Metals' remaining 10% equity interest will be free-carried until the completion of a Feasibility Study in relation to one or more of the Cue Metals Project tenements. E79 Gold has a first right of refusal over Cue Metals' remaining shareholding.

Matthew Bowles was appointed to the Board as a Non-Executive Director as part of the Cue Metals acquisition, with respected geologist Mr Glenn Martin appointed as a Technical Consultant.

For personal use only

Placement

In October 2025, E79 Gold announced a placement to sophisticated investors to raise $3,000,000 (Placement). The Placement comprised of:

(a) 39,603,158 Shares at $0.021 each Share pursuant to the Company's placement capacity under Listing Rules 7.1 and 7.1A (Tranche 1 Placement Shares);

(b) 103,253,985 Shares at $0.021 each Share to be issued subject to Shareholder approval (Tranche 2 Placement Shares); and

(c) 5,476,190 Shares at $0.021 each Share to the Directors on the same terms as the Tranche 1 Placement Shares and the Tranche 2 Placement Shares.

The Tranche 1 Placement Shares were issued on 13 October 2025.

The Tranche 2 Placement Shares, including Placement Shares to participating Directors, were issued on 2 December 2025, after Shareholder approval at the Annual General Meeting (AGM) on 27 November 2025.

Financial Indicators

A summary of key financial indicators for E79 Gold, with prior period comparison, is set out in the following table:

	30 June 2026 $	30 June 2025 $
Cash and cash equivalents held at year end	2,447,435	2,110,052
Net loss for the year after tax	(2,442,100)	(1,862,392)
Included in loss for the year:		
Exploration costs	(1,629,924)	(1,301,476)
Equity-based payments	(64,400)	(103,730)
Net cash used in operating activities	(2,417,366)	(1,646,837)
Net cash used in investing activities	(170,626)	(7,154)
Net cash provided by financing activities	2,925,375	1,675,267
Basic profit/(loss) per share attributable to the members of E79 Gold Mines Limited	(0.89) cents	(1.57) cents

For personal use only

REMUNERATION REPORT (AUDITED)

The Directors present the 2026 Remuneration Report, outlining key aspects of E79 Gold's remuneration policy and framework, together with remuneration awarded this year.

The report is structured as follows:

A. Key management personnel (KMP) covered in this report

B. Remuneration policy, link to performance and elements of remuneration

C. Contractual arrangements of KMP remuneration

D. Remuneration of key management personnel

E. Equity holdings and movements during the year

F. Other transactions with key management personnel

G. Use of remuneration consultants

H. Voting of Shareholders at last year's annual general meeting

A. KEY MANAGEMENT PERSONNEL (KMP) COVERED IN THIS REPORT

For the purposes of this report key management personnel of the Group are defined as those persons having authority and responsibility for planning, directing and controlling the major activities of the Group, directly or indirectly, including any Director (whether Executive or otherwise).

Key Management Personnel during the Year

Current Directors:
- Christopher Cairns – Non-Executive Chair
- Peter Ironside – Non-Executive Director
- Deborah Lord – Non-Executive Director
- Matthew Bowles – Non-Executive Director

Chief Executive Officer:
- Edward Summerhayes

Company Secretary:
- Amanda Sparks

For personal use only

B. REMUNERATION POLICY, LINK TO PERFORMANCE AND ELEMENTS OF REMUNERATION

Remuneration Governance

The Board is responsible for ensuring that the Company's remuneration structures are aligned with the long-term interests of E79 Gold and its Shareholders.

Once the Board is of a sufficient size and structure, and the Company's operations are of a sufficient magnitude, to assist the Board in fulfilling its duties, the Board will establish a Remuneration Committee. Until that time, the Board has taken a view that the full Board will hold special meetings or sessions as required. The Board are confident that this process is stringent and full details of remuneration policies and payments are provided to Shareholders in the annual report and on the web. The Board has adopted the following policies for Directors' and Executives' remuneration.

Remuneration Philosophy

The performance of the Group depends upon the quality of its Directors and Executives. To prosper, the Group must attract, motivate and retain highly skilled Directors and Executives.

To this end, the Group embodies the following principles in its remuneration framework:

- provide competitive rewards to attract high calibre Executives;
- link Executive rewards to shareholder value; and
- in the near future, will establish appropriate, demanding performance hurdles in relation to variable Executive remuneration.

As E79 Gold is an exploration company, not yet generating income, a greater use of equity-based remuneration is considered appropriate both to preserve capital and to retain and incentivise Key Management Personnel.

In accordance with best practice corporate governance, the structure of Non-Executive Director and Executive compensation is separate and distinct.

Non-Executive Directors' Remuneration

Objective

The Board seeks to set aggregate remuneration at a level which provides the Group with the ability to attract and retain Directors of the highest calibre, whilst incurring a cost which is acceptable to Shareholders.

Structure

Non-Executive Directors' fees are paid within an aggregate limit which is approved by the shareholders from time to time. Retirement payments, if any, are agreed to be determined in accordance with the rules set out in the Corporations Act as at the time of the Director's retirement or termination. Non-Executive Directors' remuneration may include a portion consisting of options, as considered appropriate by the Board, which are subject to shareholder approval in accordance with ASX listing rules. The option incentive portion is targeted to add to shareholder value by having a strike price considerably greater than the market price at the time of granting.

The amount of aggregate remuneration sought to be approved by Shareholders and the manner in which it is apportioned amongst Directors is reviewed annually. The Board considers the amount of Director fees being paid by comparable companies with similar responsibilities and the experience of the Non-Executive Directors when undertaking the annual review process. The aggregate remuneration for Non-Executive Directors is currently $250,000 per annum approved by Shareholders with the adoption of the Company's Constitution on 9 July 2021.

For personal use only

Executive Remuneration

Objective

The Group aims to reward Executives with a level and mix of remuneration commensurate with their position and responsibilities within the Group and so as to:

- reward Executives for company, and individual performance;
- ensure continued availability of experienced and effective management; and
- ensure total remuneration is competitive by market standards.

Structure

In determining the level and make-up of Executive remuneration, the Board negotiates a remuneration to reflect the market salary for a position and individual of comparable responsibility and experience. Remuneration is regularly compared with the external market by participation in industry salary surveys and during recruitment activities generally. If required, the Board may engage an external consultant to provide independent advice in the form of a written report detailing market levels of remuneration for comparable Executive roles.

Remuneration consists of a fixed remuneration and may include short and long term incentive portion as considered appropriate.

Fixed Remuneration - Objective

The level of fixed remuneration is set so as to provide a base level of remuneration which is both appropriate to the position and is competitive in the market. Fixed remuneration is reviewed annually by the Board and the process consists of a review of Company and individual performance, and relevant comparative remuneration in the market. As noted above, the Board may engage an external consultant to provide independent advice.

Fixed Remuneration - Structure

The fixed remuneration is a base salary.

Variable Pay – Short and Long Term Incentives - Objective

The objective of short and/or long term incentives is to reward Executives in a manner which aligns this element of remuneration with the creation of shareholder wealth. As E79 Gold is an exploration company, there are usually no performance hurdles attached to equity awards. The Board however may include an incentive portion that is payable based upon attainment of objectives related to the Executive's job responsibilities. The objectives will vary, but are to be targeted to relate directly to the Group's business and financial performance and thus to shareholder value.

Variable Pay — Short and Long Term Incentives – Structure

Short and/or long term incentives granted to Executives may be delivered in the form of options and/or performance rights. The equity incentives granted are aimed to motivate Executives to pursue the short and long term growth and success of the Group within an appropriate control framework and demonstrate a clear relationship between key Executive performance and remuneration. Performance hurdles may be attached to vesting periods and the Board determines appropriate vesting periods to provide rewards over a period of time to key management personnel.

During the year, no performance related cash payments were made.

For personal use only

C. CONTRACTUAL ARRANGEMENTS OF KMP REMUNERATION

On appointment to the Board, all Non-Executive Directors enter into a service agreement with E79 Gold in the form of a letter of appointment. The letter summarises the Board policies and terms, including compensation, relevant to the office of director.

Remuneration and other terms of employment for the Executive Directors and the other key management personnel are also formalised in service agreements. The major provisions of the agreements relating to remuneration are set out below.

Name	Term of agreement	Base annual salary exclusive of statutory superannuation at 30/6/2026	Termination benefit
Non-Executive Directors			
Christopher Cairns	Ongoing, subject to re-elections	$50,000	None
Peter Ironside	Ongoing, subject to re-elections	$40,000	None
Deborah Lord	Ongoing, subject to re-elections	$40,000	None
Matthew Bowles	Ongoing, subject to re-elections	$40,000	None
Executives and Other Key Management Personnel			
Edward Summerhayes	Ongoing	$245,000	3 Months
Amanda Sparks	Ongoing	$60,000	None

For personal use only

D. REMUNERATION OF KEY MANAGEMENT PERSONNEL

Details of the remuneration of each key management personnel of the Group, including their personally-related entities, during the year were as follows:

		Short Term	Long Term	Post Employment		Share Based	
	Year	Cash salary, directors fees, consulting fees, insurances and movement in annual leave provisions $	Movement in non-current provisions $	Superannuation $	Total Cash and Provisions $	Options [1] $	Total including share based payments $
Directors							
C Cairns	**2026**	**50,000**	**-**	**6,000**	**56,000**	**9,180**	**65,180**
	2025	50,000	-	5,750	55,750	7,550	63,300
P Ironside	**2026**	**40,000**	**-**	**4,800**	**44,800**	**9,180**	**53,980**
	2025	40,000	-	4,600	44,600	7,550	52,150
D Lord	**2026**	**40,000**	**-**	**4,800**	**44,800**	**9,180**	**53,980**
	2025	40,000	-	4,600	44,600	7,550	52,150
M Bowles[2]	**2026**	**23,011**	**-**	**2,761**	**25,772**	**-**	**25,772**
	2025	-	-	-	-	-	-
Executives / Other Key Management Personnel							
E Summerhayes	**2026**	**255,639**	**2,839**	**29,400**	**287,878**	**19,890**	**307,768**
	2025	223,396	7,026	24,816	255,238	11,200	266,438
A Sparks	**2026**	**67,500**	**-**	**7,200**	**74,700**	**11,475**	**86,175**
	2025	60,000	-	6,900	66,900	5,600	72,500
TOTAL	**2026**	**476,150**	**2,839**	**54,961**	**533,950**	**58,905**	**592,855**
	2025	413,396	7,026	46,666	467,088	39,450	506,538

[1] Equity based payments – options. These represent the amounts expensed for options granted and vested in the year.
[2] Appointed 4 December 2025.

There were no performance related payments made during the year. Performance hurdles were not attached to remuneration options as these options were to provide an incentive component of remuneration to motivate and reward the performance of the recipients and to provide a cost effective way for the Company to remunerate, which allows the Company to spend a greater proportion of its cash reserves on exploration than it would if alternative cash forms of remuneration were given.

Shares issued to Key Management Personnel on exercise of compensation options

During the year ended 30 June 2026, no shares were issued to Key Management Personnel on exercise of compensation options.

For personal use only

Share-based Compensation

During the year, the following options were granted as equity compensation benefits to Directors and other Key Management Personnel. These options vested at grant date.

2026	Number of Unlisted Options at $0.037 expiry 30/11/2028	Value* per option at grant date $
Directors		
C Cairns	600,000	0.0153
P Ironside	600,000	0.0153
D Lord	600,000	0.0153
M Bowles	-	-
Executives / Other Key Management Personnel		
E Summerhayes	1,300,000	0.0153
A Sparks	750,000	0.0153

By offering these incentives in the form of options, rather than cash, the Company can maximise the availability of cash for the Company's future exploration activities.

* Value at grant date has been calculated in accordance with AASB 2 Share-based Payments. The assessed fair values of the options were determined using a Black-Scholes option pricing model, taking into account the exercise price, term of option, the share price at grant date and expected price volatility of the underlying share, expected dividend yield and the risk-free interest rate for the term of the option.

The inputs to the model used were:

Grant date	**27/11/2025**	**27/11/2025**
Issue date	**27/11/2025**	**27/11/2025**
	Directors	**Other KMPs**
Option exercise price ($)	0.037	0.037
Expected life of options (years)	3.01	3.01
Dividend yield (%)	-	-
Expected volatility (%)	110	110
Risk-free interest rate (%)	3.70	3.70
Underlying share price ($)	0.025	0.025
Value of Option ($)	0.0153	0.0153
Vesting Date	27/11/2025	27/11/2025

The expected life of the options is based on historical data and is not necessarily indicative of exercise patterns that may occur. The expected volatility reflects the assumption that the historical volatility is indicative of future trends, which may also not necessarily be the actual outcome. No other features of options granted were incorporated into the measurement of fair value.

For personal use only

E. EQUITY HOLDINGS AND MOVEMENTS DURING THE YEAR

(a) Shareholdings of Key Management Personnel

30 June 2026	Balance at beginning of the year	Increase – Participation in Placement	Balance Upon Appointment	Issued - Cue Deferred A Consideration [19]	Balance at end of the year
Directors					
C Cairns	4,476,251	476,190	-	-	4,952,441
P Ironside	7,352,943	4,761,905	-	-	12,114,848
D Lord	788,297	238,095	-	-	1,026,392
M Bowles	-	-	6,428,669	12,857,340	19,286,009
Executives / Other Key Management Personnel					
E Summerhayes	285,440	-	-	-	285,440
A Sparks	1,843,182	476,191	-	-	2,319,373
	14,746,113	**5,952,381**	**6,428,669**	**12,857,340**	**39,984,503**

(b) Option holdings of Key Management Personnel

30 June 2026	Balance at beginning of the year	Granted as remuneration	Options lapsed	Balance at end of the year
Directors				
C Cairns	2,075,000	600,000	(1,075,000)	1,600,000
P Ironside	2,225,000	600,000	(1,225,000)	1,600,000
D Lord	1,910,000	600,000	(910,000)	1,600,000
M Bowles	-	-	-	-
Executives / Other Key Management Personnel				
E Summerhayes	3,500,000	1,300,000	(1,500,000)	3,300,000
A Sparks	2,085,000	750,000	(1,085,000)	1,750,000
	11,795,000	**3,850,000**	**(5,795,000)**	**9,850,000**

[19] Refer to Note 11 of the Financial Statements for further details

For personal use only

F. OTHER TRANSACTIONS WITH KEY MANAGEMENT PERSONNEL

During the year:

- Peter Ironside, Director, is a shareholder and Director of Ironside Pty Ltd. Ironside Pty Ltd is a shareholder of the 168 Stirling Highway Syndicate, the entity which owns the premises E79 Gold occupies in Western Australia. Stavely Minerals Limited, an entity of which Directors Christopher Cairns and Peter Ironside are Directors, is the lessor of the premises. E79 Gold pays a month-by month sub-lease amount for office rent to Stavely Minerals Limited. During the year an amount of $31,042 (net of GST) (2025: $29,637) was paid/payable for office rental at normal commercial rates.

- Employees of E79 Gold were seconded to work for a short period for Stavely Minerals Limited (Stavely Minerals), an entity of which Directors Christopher Cairns and Peter Ironside are Directors. An amount of $44,696 (2025: $149,360), being the employees cost including oncosts and a 15% margin, was received from Stavely Minerals Limited, as a wages reimbursement in relation to the secondment.

- An employee of Stavely Minerals was seconded to work for a short period for E79 Exploration Pty Ltd. An amount of $9,528 (2025: $22,817), being the employee's cost including oncosts and a 15% margin, was paid by E79 Exploration to Stavely Minerals, as a wages reimbursement in relation to the secondment.

- On 4 December 2025, after completion of the acquisition of Cue Metals Pty Ltd ('Cue Metals'), Matthew Bowles was appointed as a Director of E79 Gold Mines Limited, and Oliver Cairns (unrelated to Mr Chris Cairns) was appointed as a Director of Cue Metals. Mr Matthew Bowles and his associated entity holds 4.5% of Cue Metals and Mr Oliver Cairns (through his associated entity) holds 2.5% of Cue Metals. An unrelated party holds the remaining 3% of Cue Metals (E79 Gold owns 90%). Refer to note 13 of the Financial Statements for consideration that remains payable to the minority shareholders in Cue Metals.

G. USE OF REMUNERATION CONSULTANTS

No remuneration consultants were engaged by the Company during the year.

H. VOTING OF SHAREHOLDERS AT LAST YEAR'S ANNUAL GENERAL MEETING

The Company received 99.94% of 'yes' votes for its remuneration report for the 2025 financial year and did not receive any specific feedback at the Annual General Meeting (AGM) or throughout the year on its remuneration practices.

End of Audited Remuneration Report.

For personal use only

SIGNIFICANT CHANGES IN STATE OF AFFAIRS

There have been no significant changes in the state of affairs of the Group during the financial year.

LIKELY DEVELOPMENTS AND EXPECTED RESULTS OF OPERATIONS

The Group intends to continue its exploration activities and consider transactions to ensure further development of its tenements.

ENVIRONMENTAL REGULATIONS

The Group's environmental obligations are regulated by the laws of Australia. The Group has a policy to either meet or where possible, exceed its environmental obligations. No environmental breaches have been notified by any governmental agency as at the date of this report.

The Directors have considered compliance with the National Greenhouse and Energy Reporting Act 2007 which requires entities to report annual greenhouse gas emissions and energy use. The Directors have assessed that there are no current reporting requirements, but may be required to do so in the future.

INDEMNIFICATION AND INSURANCE OF OFFICERS

The Company paid a premium to insure the Directors and Officers of the Company and its controlled entities. Details of the premium are subject to a confidentiality clause under the contract of insurance.

The liabilities insured are costs and expenses that may be incurred in defending civil or criminal proceedings that may be brought against the Officers in their capacity as Officers of entities in the Group.

AUDITOR'S INDEPENDENCE

The auditor's independence declaration as required by Section 307C of the Corporations Act 2001 for the year ended 30 June 2026 has been received and can be found on page 37.

AUDITOR

BDO Audit Pty Ltd continues in office in accordance with Section 327 of the Corporations Act 2001.

NON-AUDIT SERVICES

No non-audit services were provided by associated entities of BDO Audit Pty Ltd during the year. The Directors are satisfied that the provision of non-audit services is compatible with the general standard of independence for auditors imposed by the Corporations Act 2001. The nature and scope of each type of non-audit service provided means that auditor's independence was not compromised.

No associated entities of BDO Audit Pty Ltd received or were due to receive any amounts for the provision of non-audit services.

For personal use only

CORPORATE GOVERNANCE

The Directors of the Company support and adhere to the principles of corporate governance, recognising the need for the highest standard of corporate behaviour and accountability. Please refer to the Company's website for details of corporate governance policies https://e79gold.com.au/corporate-governance/.

MATERIAL BUSINESS RISKS

E79 Gold maintains a Risk Register that identifies the material risks for the Group. These risks include the loss of a significant tenement, inability to access land, failure to raise future capital, the occurrence of a fatality or permanent disability injury to persons to whom the Company has a duty of care, adverse changes to government policies or legislation, commodity price decreases, inaccurate financial reporting, non-compliance with rules and laws, and loss of technical data.

The Risk Register records all current controls in place to minimise the risks and identifies the overall control effectiveness. The Group considers the following to be key material business risks:

Exploration Risk

Mineral exploration and development are high-risk undertakings, and there is no assurance that exploration of the tenements will result in the discovery of an economic deposit. Even if an apparently viable deposit is identified there is no guarantee that it can be economically exploited. The future exploration activities of the Company may be affected by a range of factors including geological conditions, limitations on activities due to permitting requirements, availability of appropriate exploration equipment, exploration costs, seasonal weather patterns, unanticipated operational and technical difficulties, industrial and environmental accidents and many other factors beyond the control of the Company.

Additional requirements for capital

The Company's capital requirements depend on numerous factors. Given that the Company's primary business is mineral exploration and that it does not currently have any mining operations, the Company will require further funding. Any additional equity financing will dilute shareholdings, and debt financing, if available, may involve restrictions on financing and operating activities. If the Company is unable to obtain additional financing as needed, it may be required to reduce the scope of its operations and scale back its exploration programmes as the case may be. There is however no guarantee that the Company will be able to secure any additional funding or be able to secure funding on terms favourable to the Company.

Land Access Risk

Land access is critical for exploration and exploitation to succeed. It requires both access to the mineral rights and access to the surface rights. Minerals rights may be negotiated and acquired. In all cases, the acquisition of prospective exploration and mining licences is a competitive business in which proprietary knowledge or information is critical and the ability to negotiate satisfactory commercial arrangements with other parties is often essential. The Company may not be successful in acquiring or obtaining the necessary licences to conduct exploration or evaluation activities outside of the mineral tenements that it owns.

The Native Title Act recognises and protects the rights and interests in Australia of Aboriginal and Torres Strait Islander people in land and waters, according to their traditional laws and customs. There is significant uncertainty associated with Native Title in Australia and this may impact on the Company's operations and future plan.

In relation to tenements which the Company has an interest in or will in the future acquire such an interest, there may be areas over which Native Title rights of Aboriginal and Torres Strait Islander people exist. If Native Title rights do exist, the ability of the Company to gain access to tenements (through obtaining

consent of any relevant landowner), or to progress from the exploration phase to the development and mining phases of operations may be adversely affected.

Occupational Health and Safety

Safety is a critical element of the Company. While the Company has a strong commitment to achieving a safe performance in the field and a strong record in achieving safety performance, a serious safety incident could impact upon the reputation and financial performance of the Company. Additionally, laws and regulations may become more complex and stringent. Failure to comply with applicable regulations or requirements may result in significant liabilities, suspended activities and increased costs.

EVENTS OCCURRING AFTER THE REPORTING PERIOD

Subsequent to year end, in August 2026, the Deferred B milestone under the Cue Acquisition agreement was met upon the granting of prospective licences 21/825, 21/826, 21/827, 21/828, 21/829, 21/830 and 21/831. The 14,285,715 shares due to the vendors will be issued upon receiving Shareholder approval.

There are no other matters or circumstances that have arisen since 30 June 2026 that have or may significantly affect the operations, results, or state of affairs of the Group in future financial years.

This report is made in accordance with a resolution of Directors, pursuant to section 298(2)(a) of the Corporations Act 2001.

Christopher Cairns
Non-Executive Chair
Perth, Western Australia
8 September 2026

For personal use only

Tel: +61 8 6382 4600
Fax: +61 8 6382 4601
www.bdo.com.au

Level 9, Mia Yellagonga Tower 2
5 Spring Street
Perth, WA 6000
PO Box 700 West Perth WA 6872
Australia

DECLARATION OF INDEPENDENCE BY ASHLEIGH WOODLEY TO THE DIRECTORS OF E79 GOLD MINES LIMITED

As lead auditor of E79 Gold Mines Limited for the year ended 30 June 2026, I declare that, to the best of my knowledge and belief, there have been:

1. No contraventions of the auditor independence requirements of the *Corporations Act 2001* in relation to the audit; and
2. No contraventions of any applicable code of professional conduct in relation to the audit.

This declaration is in respect of E79 Gold Mines Limited and the entities it controlled during the period.

Ashleigh Woodley

Director

BDO Audit Pty Ltd

Perth

8 September 2026

For personal use only

BDO Audit Pty Ltd ABN 33 134 022 870 is a member of a national association of independent entities which are all members of BDO International Ltd, a UK company limited by guarantee, and form part of the international BDO network of independent member firms. Liability limited by a scheme approved under Professional Standards Legislation.

CONSOLIDATED STATEMENT OF PROFIT OR LOSS AND OTHER COMPREHENSIVE INCOME FOR THE YEAR ENDED 30 JUNE 2026

For personal use only

	Note	Consolidated Year Ended 30 June 2026 $	Consolidated Year Ended 30 June 2025 $
Revenue and income			
Interest revenue		79,156	66,619
Other income	2(a)	49,873	267,865
Total revenue and income		129,029	334,484
Expenses			
Administration and corporate expenses	2(b)	(876,668)	(791,670)
Equity based payments	2(c)	(64,400)	(103,730)
Exploration expensed	2(d)	(1,629,924)	(1,301,476)
Finance costs	2(e)	(137)	-
Total expenses		(2,571,129)	(2,196,876)
Loss before income tax for the year		**(2,442,100)**	**(1,862,392)**
Income tax expense	4(a)	-	-
Loss after income tax		**(2,442,100)**	**(1,862,392)**
Loss is attributable to:			
Owners of E79 Gold Mines Limited		**(2,407,701)**	**(1,862,392)**
Non-Controlling Interest		(34,399)	-
		(2,442,100)	**(1,862,392)**
Other comprehensive income			
Items that will be reclassified to profit or loss:			
Other		-	-
Other comprehensive income after income tax		-	-
Total comprehensive income net of tax		**(2,442,100)**	**(1,862,392)**
Total other comprehensive income is attributable to:			
Owners of E79 Gold Mines Limited		**(2,407,701)**	**(1,862,392)**
Non-Controlling Interest		(34,399)	-
		(2,442,100)	**(1,862,392)**
Loss per share for the year attributable to the members of E79 Gold Mines Limited		**Cents**	**Cents**
Basic profit/(loss) per share	5	(0.89)	(1.57)

The above consolidated statement of profit or loss and other comprehensive income should be read in conjunction with the accompanying notes.

For personal use only

CONSOLIDATED STATEMENT OF FINANCIAL POSITION FOR THE YEAR ENDED 30 JUNE 2026

	Note	Consolidated 30 June 2026 $	Consolidated 30 June 2025 $
ASSETS			
Current Assets			
Cash and cash equivalents	6(a)	2,447,435	2,110,052
Other receivables		188,910	181,664
Total Current Assets		2,636,345	2,291,716
Non-Current Assets			
Property, plant and equipment		89,897	177,085
Deferred exploration expenditure acquisition costs	7	5,058,929	3,446,479
Total Non-Current Assets		5,148,826	3,623,564
Total Assets		7,785,171	5,915,280
LIABILITIES			
Current Liabilities			
Trade and other payables	8	138,980	264,420
Provisions		44,444	36,472
Total Current Liabilities		183,424	300,892
Non-Current Liabilities			
Provisions		13,714	14,863
Total Non-Current Liabilities		13,714	14,863
Total Liabilities		197,138	315,755
Net Assets		**7,588,033**	**5,599,525**
Equity			
Issued capital	9	26,991,097	23,065,722
Shares to be issued	12	300,000	-
Reserves	10	1,030,989	966,589
Accumulated losses		(20,840,487)	(18,432,786)
Capital and reserves attributable to owners of E79 Gold Mines Limited		7,481,599	5,599,525
Non-Controlling Interests	11	106,434	-
Total Equity		**7,588,033**	**5,599,525**

The above consolidated statement of financial position should be read in conjunction with the accompanying notes.

CONSOLIDATED STATEMENT OF CASH FLOWS FOR THE YEAR ENDED 30 JUNE 2026

	Note	Consolidated Year Ended 30 June 2026 $	Consolidated Year Ended 30 June 2025 $
Cash flows from operating activities			
Receipts including GST refunds		250,677	244,215
Payments to suppliers and employees, including exploration costs		(2,883,141)	(1,957,949)
Interest received		78,871	66,897
Government grants		136,364	-
Interest paid		(137)	-
Net cash used in operating activities	6(b)	(2,417,366)	(1,646,837)
Cash flows from investing activities			
Payments for plant and equipment		-	(7,154)
Payments for acquisition of exploration tenements		(171,617)	(100,000)
Farmout Income		-	100,000
Cash acquired upon acquisition of subsidiary		991	-
Net cash used in investing activities		(170,626)	(7,154)
Cash flows from financing activities			
Proceeds from issue of shares		3,115,000	1,800,000
Payment of share issue costs		(189,625)	(124,733)
Net cash provided by financing activities		2,925,375	1,675,267
Net increase/(decrease) in cash and cash equivalents held		337,383	21,276
Opening cash and cash equivalents		2,110,052	2,088,776
Closing cash and cash equivalents	6(a)	**2,447,435**	**2,110,052**

The above consolidated statement of cash flows should be read in conjunction with the accompanying notes.

For personal use only

For personal use only

CONSOLIDATED STATEMENT OF CHANGES IN EQUITY FOR THE YEAR ENDED 30 JUNE 2026

	Issued Capital	Shares To Be Issued	Share Based Payments Reserve	Accumulated Losses	Non-Controlling Interests	Total Equity
	$	$	$	$	$	$
At 1 July 2024	**21,437,655**	**-**	**815,659**	**(16,570,394)**	**-**	**5,682,920**
Loss for the year	-	-	-	(1,862,392)	-	(1,862,392)
Other comprehensive income	-	-	-	-	-	-
Total comprehensive income for the year	-	-	-	(1,862,392)	-	(1,862,392)
Transactions with owners in their capacity as owners:						
Issue of share capital	1,800,000	-	-	-	-	1,800,000
Cost of issue of share capital	(171,933)	-	-	-	-	(171,933)
Equity based payments – options (note 3)	-	-	150,930	-	-	150,930
Total transactions with owners in their capacity as owners	1,628,067	-	150,930	-	-	1,778.997
At 30 June 2025	**23,065,722**	**-**	**966,589**	**(18,432,786)**	**-**	**5,599,525**
At 1 July 2025	**23,065,722**	**-**	**966,589**	**(18,432,786)**	**-**	**5,599,525**
Loss for the year	-	-	-	(2,407,701)	(34,399)	(2,442,100)
Other comprehensive income	-	-	-	-	-	-
Total comprehensive income for the year	-	-	-	(2,407,701)	(34,399)	(2,442,100)
Transactions with owners in their capacity as owners:						
Issue of share capital	3,115,000	-	-	-	-	3,115,000
Cost of issue of share capital	(189,625)	-	-	-	-	(189,625)
Equity based payments – options - note 3	-	-	64,400	-		64,400
Acquisition of subsidiary - note 12	900,000	300,000	-	-	140,833	1,340,833
Cue option exercise – note 9	100,000	-	-	-	-	100,000
Total transactions with owners in their capacity as owners	3,925,375	300,000	64,400	-	140,833	4,430,608
At 30 June 2026	**26,991,097**	**300,000**	**1,030,989**	**(20,840,487)**	**106,434**	**7,588,033**

The above consolidated statement of changes in equity should be read in conjunction with the accompanying notes.

For personal use only

1. MATERIAL ACCOUNTING POLICIES

(i) Basis of Preparation

These general purpose financial statements for the year ended 30 June 2026 have been prepared in accordance with the Corporations Act 2001 and Australian Accounting Standards (including Australian Accounting Interpretations) and authoritative pronouncements of the Australian Accounting Standards Board. These financial statements have been prepared in accordance with the historical costs convention with the exception of investments which have been measured at fair value. E79 Gold Mines Limited is a for-profit entity for the purpose of preparing the financial statements.

The financial report is presented in Australian dollars, which is the Group's functional and presentation currency.

The financial report of E79 Gold Mines Limited for the year ended 30 June 2026 was authorised for issue in accordance with a resolution of Directors on 8 September 2026.

(ii) Statement of Compliance

This financial report complies with International Financial Reporting Standards (IFRS) as issued by the International Accounting Standards Board (IASB).

(iii) Going Concern

The financial report has been prepared in a going concern basis, which contemplates the continuity of normal business activity and the realisation of assets and the settlement of liabilities in the normal course of business.

As a mineral explorer, the Group does not generate cash flows from operating activities to finance these activities. As a consequence the ability of the Group to continue as a going concern is dependent on the success of capital fundraising or other financing opportunities. The Group incurred a net loss of $2,442,100 for the year ended 30 June 2026 and had a net cash outflow from operations of $2,417,366. These conditions indicate a material uncertainty that may cast significant doubt about the Group's ability to continue as a going concern and, therefore, it may be unable to realise its assets and discharge its liabilities in the normal course of business.

Notwithstanding this, the Directors believe that they will be able to raise additional capital as required. The Directors believe that the Group will continue as a going concern. As a result, the financial report has been prepared on a going concern. However, should the Group be unsuccessful in undertaking additional fundraising or any alternative financing opportunities, the Group may not be able to continue as a going concern. No adjustments have been made relating to the recoverability and classification of liabilities that might be necessary should the Group not continue as a going concern.

Should the going concern basis not be appropriate, the Group may have to realise its assets and extinguish its liabilities other than in the ordinary course of business and at amounts different from those stated in the financial report. No allowance for such circumstances has been made in the financial report.

For personal use only

1. MATERIAL ACCOUNTING POLICIES - continued

(iv) Adoption of New and Revised Standards and Change in Accounting Standards

Early adoption of accounting standards

The Group has not elected to apply any pronouncements before their operative date in the annual reporting year beginning 1 July 2026.

New and amended standards adopted by the Company

The Group adopted all new or amended Accounting Standards and interpretations issued by the Australian Accounting Standards Board (AASB) that are mandatory for the current reporting period.

New Accounting Standards and Interpretations not yet mandatory or early adopted by the Company

Australian Accounting Standards and Interpretations that have recently been issued or amended but are not yet mandatory, have not been early adopted by the consolidated entity for the annual reporting period ended 30 June 2026. The consolidated entity has not yet assessed the impact of these new or amended Accounting Standards and Interpretations.

(v) Significant accounting judgements, estimates and assumptions

The preparation of the financial statements requires management to make judgements, estimates and assumptions that affect the reported amounts in the financial statements. Management continually evaluates its judgements and estimates in relation to assets, liabilities, contingent liabilities, revenue and expenses. Management bases its judgements, estimates and assumptions on historical experience and on other various factors, including expectations of future events, management believes to be reasonable under the circumstances.

The key judgements, estimates and assumptions that have a significant risk of causing a material adjustment to the carrying amounts of certain assets and liabilities are:

Share-based payment transactions

The Group measures the cost of equity-settled transactions by reference to the fair value of the equity instruments at the date at which they are granted. The fair value is determined using a Black-Scholes model taking into account the terms and conditions upon which the instruments were granted. The accounting estimates and assumptions relating to equity-settled share-based payments would have no impact on the carrying amounts of assets and liabilities within the next annual reporting period but may impact profit or loss and equity. Refer to note 3 for further information.

Commitments - Exploration

The Group has certain minimum exploration commitments to maintain its right of tenure to exploration permits. These commitments require estimates of the cost to perform exploration work required under these permits.

For personal use only

1. MATERIAL ACCOUNTING POLICIES - continued

Deferred Exploration Expenditure Acquisition Costs
The Group capitalises acquisition expenditure relating to exploration and evaluation where it is considered likely to be recoverable or where the activities have not reached a stage which permits a reasonable assessment of the existence of reserves. While there are certain areas of interest from which no reserves have been extracted, the Directors are of the continued belief that such expenditure should not be written off since exploration activities in such areas have not yet concluded.

Asset acquisitions
In line with relevant accounting standards, the Company has treated the acquisition of Cue Metals Pty Ltd and its' tenements as an asset acquisition and a share-based payment transaction under AASB 2 Share Based Payments. Where an acquisition does not meet the definition of a business combination the transaction is accounted for as an asset acquisition. The consideration transferred for the acquisition of an asset comprises the fair values of the assets transferred, the liabilities incurred, and the equity interests issued by the Group. Acquisition related costs with regards to the acquisition are capitalised. Identifiable assets acquired and liabilities assumed in the acquisition are measured at their fair value at the acquisition date.

(vi) Basis Of Consolidation

The consolidated financial statements comprise the financial statements of E79 Gold Mines Limited (Company or Parent Entity) and its subsidiaries (the Group). Subsidiaries are all entities over which the Group has control. Control is achieved when the Group is exposed, or has rights, to variable returns from its involvement with the investee and has the ability to affect those returns through its power over the investee. Specifically, the Group controls an investee if and only if the Group has:

- Power over the investee (i.e. existing rights that give it the current ability to direct the relevant activities of the investee);
- Exposure, or rights, to variable returns from its involvement with the investee; and
- The ability to use its power over the investee to affect its returns.

The financial statements of the subsidiaries are prepared for the same period as the Parent Entity, using consistent accounting policies.

In preparing the consolidated financial statements, all intercompany balances and transactions, income and expenses and profit or losses resulting from intra-group transactions have been eliminated in full.

For personal use only

	30 June 2026 $	30 June 2025 $
2. INCOME AND EXPENSES		
Income:		
(a) Other income		
Wages reimbursements	46,117	149,360
Farmout income	-	100,000
Equipment hire income	-	18,505
Other	3,756	-
	49,873	267,865
Expenses:		
(b) Administration and Corporate Expenses		
Administration and corporate expenses include:		
Personnel costs	450,244	487,389
Office premises expenses	31,042	29,637
Depreciation – administration	-	41
Other administration and corporate expenses	395,382	274,603
	876,668	791,670
(c) Equity Based Payments Expensed		
Equity based payments (refer note 3)	64,400	103,730
(d) Exploration Costs Expensed		
Exploration costs expensed include:		
Depreciation – exploration	87,187	111,319
Other exploration costs expensed	1,679,101	1,190,157
Government grants received	(136,364)	-
	1,629,924	1,301,476
(e) Finance Costs		
Interest paid	137	-
	137	-

For personal use only

	30 June 2026	30 June 2025
	$	$
3. EQUITY-BASED PAYMENTS		
(a) Value of equity based payments in the financial statements		
Expensed against issued capital:		
Equity-based payments - options to Lead Manager	-	47,200
Expensed in the profit and loss:		
Equity-based payments - options - note 3(b)(i)	64,400	103,730
Total Equity-based payments	64,400	150,930

(b) Summary of equity-based payments - options - granted during the year:

Granted to key management personnel and employees as equity compensation:

On 27 November 2025, the following unlisted options were granted to Directors upon approval from Shareholders on 27 November 2025:

Name	Options exercisable at $0.037 each on or before 30/11/2028
Directors	
Christopher Cairns	600,000
Peter Ironside	600,000
Deborah Lord	600,000
Total Options	**1,800,000**

On 27 November 2025, the following unlisted options were granted to key management personnel and employees pursuant to the Company's Employee Incentive Plan:

Name	Options exercisable at $0.037 each on or before 30/11/2028
Company Secretary	
Amanda Sparks	750,000
CEO	
Edward Summerhayes	1,300,000
Other Employees	750,000
Total Options	**2,800,000**

For personal use only

3. EQUITY-BASED PAYMENTS – continued

The assessed fair values of the options were determined using a Black-Scholes option pricing model, taking into account the exercise price, term of option, the share price at grant date and expected price volatility of the underlying share, expected dividend yield and the risk-free interest rate for the term of the option. The inputs to the model used for the issue of the options in the 2026 year were:

Grant date	**27/11/2025 Directors**	**27/11/2025 Employees**
Option exercise price ($)	0.037	0.037
Expected life of options (years)	3.01	3.01
Dividend yield (%)	-	-
Expected volatility (%)	110	110
Risk-free interest rate (%)	3.70	3.70
Underlying share price ($)	0.025	0.025
Value of Option ($)	0.0153	0.0153
Vesting Date	27/11/2025	27/11/2025

The expected life of the options is based on historical data and is not necessarily indicative of exercise patterns that may occur. The expected volatility reflects the assumption that the historical volatility is indicative of future trends, which may also not necessarily be the actual outcome. No other features of options granted were incorporated into the measurement of fair value.

(c) Weighted average fair value

The weighted average fair value of equity-based payment options granted during the year was $0.0153 (2025: $0. 0142).

(d) Range of exercise price

The range of exercise price for options granted as share based payments outstanding at the end of the year was $0.035 to $0.115 (2025: $0.035 to $0.30).

(e) Weighted average remaining contractual life

The weighted average remaining contractual life of share based payment options that were outstanding as at the end of the year was 1.5 years (2025: 1.3 years).

For personal use only

3. EQUITY-BASED PAYMENTS – continued

(f) Weighted average exercise price

The following table shows the number and weighted average exercise price ("WAEP") of share options granted as share based payments.

	12 Months to 30 June 2026 Number	12 Months to 30 June 2026 WAEP $	12 Months to 30 June 2025 Number	12 Months to 30 June 2025 WAEP $
Outstanding at the beginning of year	21,025,000	0.122	10,375,000	0.194
Granted during the year	4,600,000	0.037	10,650,000	0.014
Exercised during the year	-	-	-	-
Lapsed during the year	(10,450,000)	0.177	-	-
Outstanding at the end of the year	15,175,000	0.059	21,025,000	0.122
Exercisable at year end	15,175,000	0.059	21,025,000	0.122

The weighted average share price for options exercised during the year was $nil (2025: $nil).

4. INCOME TAX

	30 June 2026 $	30 June 2025 $
(a) Income Tax Expense		
The reconciliation between tax expense and the product of accounting loss before income tax multiplied by the Company's applicable income tax rate is as follows:		
Loss before income tax	(2,442,100)	(1,862,392)
Income tax expense/(benefit) @ 30% (2025: 30%)	(732,630)	(558,718)
Tax effect of non-deductible items	19,760	31,973
Net deferred tax assets not brought to account	712,870	526,745
Income tax expense	-	-
(b) Deferred tax assets and liabilities not recognised relate to the following:		
DTA - Tax losses	3,939,886	3,161,434
DTL - Other temporary differences	(40,485)	(27,359)
DTA – Other temporary differences	29,320	141,869
Net deferred tax assets not recognised	3,928,721	3,275,944

For personal use only

4. INCOME TAX - continued

The extent to which deferred tax assets can be recognised is based on an assessment of the probability of the Group's future taxable income against which the deferred tax assets can be utilised. Deferred tax assets have not been recognised as it is not considered probable that future taxable profits will be available to utilise the deductible temporary differences.

(c) Tax Consolidation

The Company and its 100% owned subsidiaries have formed a tax consolidated group. Under the tax consolidation regime, all members of a tax consolidated group are jointly and severally liable for the tax consolidated group's income tax liabilities. The head entity of the tax consolidated group is E79 Gold Mines Limited. There are no tax sharing or funding agreements. Cue Metals Pty Ltd, the subsidiary of E79 Gold Mines, is only 90% owned and therefore doesn't form part of the tax consolidated group.

(d) Franking Credits

The franking account balance at year end was $nil (2025: $nil).

5. EARNINGS PER SHARE

	30 June 2026	30 June 2025
	Cents	Cents
Basic earnings/(loss) per share	(0.89)	(1.57)
	$	$
Profit/(loss) attributable to members of E79 Gold Mines Limited used in the calculation of basic loss per share	(2,407,701)	(1,862,392)
	Number	Number
Weighted average number of ordinary shares outstanding during the year used in the calculation of basic loss per share	270,958,769	118,551,576

Diluted earnings per share is not disclosed because potential ordinary shares, being options granted, are not dilutive and their conversion to ordinary shares would not demonstrate an inferior view of the earnings performance of the Group.

	30 June 2026	30 June 2025
	$	$
6. CASH AND CASH EQUIVALENTS		
(a) Cash and cash equivalents		
Cash at bank and short-term deposits	2,447,435	2,110,052

The Company's exposure to interest rate risk is discussed in note 16. The maximum exposure to credit risk at the reporting date is the carrying amount of each class of cash and cash equivalents mentioned above.

For personal use only

	30 June 2026 $	30 June 2025 $
6. CASH AND CASH EQUIVALENTS – continued		
(b) Reconciliation of profit/(loss) after tax to the net cash flows used in operations		
Loss after income tax	(2,442,100)	(1,862,392)
Non-cash share based payments expensed	64,400	103,730
Non-cash depreciation expensed	87,187	111,360
Farm-out income (investing activities)	-	(100,000)
Change in assets and liabilities:		
(Increase)/decrease in receivables	(7,244)	(15,108)
Increase/(decrease) in payables	(126,431)	105,415
Increase/(decrease) in provisions	6,822	10,158
Net cash flows used in operating activities	(2,417,366)	(1,646,837)

(c) Non-cash financing and investing activities:

During the year:

(a) On 4 December 2025, the Company completed the acquisition of 90% of Cue Metals Pty Ltd. Consideration for the Acquisition of 90% of Cue Metals, comprises the following:
- the issue of 14,285,714 fully paid ordinary shares in E79 Gold ($300,000 based on $0.021 per Share) to the Shareholders of Cue Metals on completion (Completion Consideration Shares). These shares have been issued on 4 December 2025;
- the issue of 28,571,429 Shares ($600,000 based on $0.021 per Share) to the Shareholders of Cue Metals upon the transfer of the Optioned Tenements under the Option Agreement to Cue Metals within 3 years from the date of the Agreement (Deferred A Consideration Shares). This milestone was met on 29 January 2026 and the shares were issued on 5 February 2026; and
- the issue of 14,285,715 Shares ($300,000 based on $0.021 per Share) to the Shareholders of Cue Metals upon the grant of the Owned Tenements currently under application within 3 years from the date of the Agreement (prorate) (Deferred B Consideration Shares).

Refer to note 11.

(b) On 8 December 2025, the Company issued 3,952,570 fully paid ordinary shares in E79 Gold ($100,000 based on a 5 day VWAP of $0.0253 per Share) and paid $50,000 cash to the optionors under an Option Agreement to acquire ownership of six tenements at the Cue Gold Project (total consideration was $150,000).

During the 2025 year: As part of the payment for the placement of shares during the year, 4 million unlisted options were issued to the Lead Manager on 2 April 2025 for a value of $0.0118 for each option, being a total value of $47,200. The options have an exercise price of 7 cents and expired on 30 June 2026.

For personal use only

7. DEFERRED EXPLORATION EXPENDITURE ACQUISITION COSTS

Exploration expenditure is expensed to the statement of profit or loss and other comprehensive income as and when it is incurred and included as part of cash flows from operating activities. Exploration costs are only capitalised to the statement of financial position if they result from an acquisition. Costs carried forward in respect of an area of interest which is abandoned are written off in the year in which the abandonment decision is made.

	30 June 2026	30 June 2025
	$	$
Deferred exploration acquisition costs brought forward	3,446,479	3,346,479
Acquisition of Cue Metals Pty Ltd - note 12	1,409,534	-
Exercise of Option – Cue Tenements - note 6(b)	150,000	-
Exercise of Option – Cue Tenements – stamp duty	52,916	-
Exercise of Option for acquisition of EL 32470, Mountain Home, NT	-	100,000
Deferred exploration acquisition costs carried forward	5,058,929	3,446,479

Ultimate recoupment of exploration and evaluation expenditure carried forward is dependent on successful development and commercial exploitation or, alternatively, sale of the respective areas.

8. TRADE AND OTHER PAYABLES

	30 June 2026	30 June 2025
	$	$
Current		
Trade creditors	81,639	214,680
Accruals and other payables	57,341	49,740
	138,980	264,420

Fair Value and Risk Exposures

(i) Due to the short-term nature of these payables, their carrying value is assumed to approximate their fair value.
(ii) Trade and other payables are unsecured and usually paid within 60 days of recognition.
(iii) All amounts are expected to be paid within 12 months.

For personal use only

	30 June 2026 $	30 June 2025 $

9. ISSUED CAPITAL

(a) Issued Capital

353,555,680 ordinary shares fully paid (June 2025: 158,412,634 shares)	26,991,097	23,065,722

(b) Movements in Ordinary Share Capital

Summary of Movements	Year ended 30 June 2026		Year ended 30 June 2025	
	Number of Shares	$	Number of Shares	$
Opening balance	158,412,634	23,065,722	102,162,634	21,437,655
Issued – tranche 1 – Placement shares at 2.1c (2025: 3.2c)	39,603,158	831,666	25,540,658	817,301
Issued – tranche 2 – Placement shares at 2.1c	103,253,985	2,168,334	28,789,342	921,259
Issued – tranche 2 – Director shares at 2.1c	5,476,190	115,000	1,920,000	61,440
Issued – Cue Acquisition – note 12	14,285,714	300,000	-	-
Issued – Cue Option Exercise – note 6(b)	3,952,570	100,000	-	-
Issued – Cue Acquisition – Deferred A shares – note 12	28,571,429	600,000		
Costs of Issues	-	(189,625)	-	(171,933)
Closing Balance	353,555,680	26,991,097	158,412,634	23,065,722

During the year:

Cue Acquisition

On 4 December 2025, the Company completed the acquisition of 90% of Cue Metals Pty Ltd (which holds the Cue Gold Project). Consideration for the acquisition of 90% of Cue Metals, comprises the following:

- the issue of 14,285,714 fully paid ordinary shares in E79 Gold ($300,000 based on $0.021 per Share) to the Shareholders of Cue Metals on completion (Completion Consideration Shares). These shares have been issued on 4 December 2025;

For personal use only

9. ISSUED CAPITAL - continued

- the issue of 28,571,429 Shares ($600,000 based on $0.021 per Share) to the Shareholders of Cue Metals upon the transfer of the Optioned Tenements under the Option Agreement to Cue Metals within 3 years from the date of the Agreement (Deferred A Consideration Shares). This milestone was met on 29 January 2026 and the shares were issued on 5 February 2026; and
- the issue of 14,285,715 Shares ($300,000 based on $0.021 per Share) to the Shareholders of Cue Metals to be issued upon the grant of the Owned Tenements under application within 3 years from the date of the Agreement (prorate) (Deferred B Consideration Shares). This milestone was met subsequent to year end, in August 2026 and the shares will be issued after Shareholder approval. (Shares to be issued as at 30 June 2026).

The Completion Consideration Shares and Deferred A Consideration Shares were subject to a 6-month escrow period from date of issue.

Cue Metals' remaining 10% equity interest will be free-carried until the completion of a Feasibility Study in relation to one or more of the Cue Metals Project tenements. E79 Gold has a first right of refusal over Cue Metals' remaining shareholding.

Placement

In October 2025, E79 Gold announced a placement to sophisticated investors to raise $3,000,000 (Placement). The Placement comprised of:

(i) 39,603,158 Shares at $0.021 each Share pursuant to the Company's placement capacity under Listing Rules 7.1 and 7.1A (Tranche 1 Placement Shares);

(ii) 103,253,985 Shares at $0.021 each Share to be issued subject to Shareholder approval (Tranche 2 Placement Shares); and

(iii) 5,476,190 Shares at $0.021 each Share to the Directors on the same terms as the Tranche 1 Placement Shares and the Tranche 2 Placement Shares.

The Tranche 1 Placement Shares were issued on 13 October 2025.

The Tranche 2 Placement Shares, including Placement Shares to participating Directors, were issued on 2 December 2025, after Shareholder approval at the Annual General Meeting (AGM) on 27 November 2025.

For personal use only

9. ISSUED CAPITAL - continued

(c) Options on Issue

	Number	Exercise Price	Last Exercise Date
Unlisted Options	3,925,000	11.5 cents	30/11/2026
Unlisted Options	3,650,000	3.5 cents	30/11/2027
Unlisted Options	3,000,000	5 cents	30/11/2027
Unlisted Options	4,600,000	3.7 cents	30/11/2028
	15,175,000		

During the year:

(i) 4,600,000 unlisted options were granted as share-based payments (2025: 38,774,968 options);
(ii) 38,574,968 unlisted options expired (2025: nil); and
(iii) No unlisted options were exercised (2025: nil).

(d) Terms and Conditions of Issued Capital

Ordinary shares have the right to receive dividends as declared and, in the event of winding up the Company, to participate in the proceeds from the sale of all surplus assets in proportion to the number of and amounts paid up on shares held.

Ordinary shares entitle their holder to one vote, either in person or by proxy, at a meeting of the Company.

(e) Capital Management

When managing capital, management's objective is to ensure the entity continues as a going concern as well as to maintain optimal returns to Shareholders and benefits for other stakeholders. Management also aims to maintain a capital structure that ensures the lowest cost of capital available to the entity.

Management may in the future adjust the capital structure to take advantage of favourable costs of capital and issue further shares in the market. Management has no current plans to adjust the capital structure. There are no plans to distribute dividends in the next year.

Total capital is equity as shown in the statement of financial position. The Company is not subject to any externally imposed capital requirements.

For personal use only

10. RESERVES

Equity-based payment transactions:

The Group measures the cost of equity-settled transactions by reference to the fair value of the equity instruments at the date at which they are granted. The fair value is determined using a Black-Scholes option pricing model.

	30 June 2026	30 June 2025
	$	$
Equity-based payments reserve:		
Balance at the beginning of the year	966,589	815,659
Equity-based payments – refer note 3	64,400	103,730
Share based payments - lead manager options	-	47,200
Balance at the end of the year	1,030,989	966,589

Nature and purpose of the reserves:

The Equity-based payments reserve is used to recognise the fair value of options granted.

11. NON-CONTROLLING INTERESTS

	30 June 2026	30 June 2025
	$	$
Non-Controlling Interests	106,434	-
Movement during the year:		
Balance at the beginning of the year	-	-
Acquisition of Cue Metals – refer to note 12	140,833	-
Share of loss for the period	(34,399)	-
Balance at the end of the year	106,434	-

Non-controlling interests represent minority interests held by three parties, including E79 Gold Mines Director Matthew Bowles and his associated entity, in subsidiary Cue Metals Pty Ltd.

For personal use only

11. NON-CONTROLLING INTERESTS - continued

Summarised financial information for Cue Metals Pty Ltd is as follows. The amounts disclosed are before inter-company eliminations, and includes the fair-value adjustment of deferred exploration acquisition costs upon acquisition of Cue Metals:

	30 June 2026 $	30 June 2025 $
Summarised Statement of Financial Position		
Current assets	19,180	-
Non-current assets	1,612,450	-
Current liabilities	(567,293)	-
Non-current liabilities	-	-
Net Assets	1,064,337	-
Summarised Statement of Profit or Loss and Other Comprehensive Income		
Loss for the period (from date of acquisition)	(343,991)	-
Other Comprehensive income	-	-
Total Comprehensive income for the year	(343,991)	-
Loss allocated to Non-Controlling Interests	(34,399)	-

12. ACQUISITION OF SUBSIDIARY

On 4 December 2025, the Company completed the acquisition of 90% of Cue Metals Pty Ltd. Consideration for the Acquisition of 90% of Cue Metals, comprises the following:

- the issue of 14,285,714 fully paid ordinary shares in E79 Gold ($300,000 based on $0.021 per Share) to the Shareholders of Cue Metals on completion (Completion Consideration Shares). These shares were issued on 4 December 2025;

- the issue of 28,571,429 Shares ($600,000 based on $0.021 per Share) to the Shareholders of Cue Metals upon the transfer of the Optioned Tenements under the Option Agreement to Cue Metals within 3 years from the date of the Agreement (Deferred A Consideration Shares). This milestone was met on 29 January 2026 and the shares were issued on 5 February 2026. The Shares were issued as follows:
    - 12,857,340 shares issued to Matthew Bowles and his associated entity (E79 Gold Mines Director);
    - 7,142,768 shares issued to Oliver Cairns (through his associated entity) (Cue Metals Director); and
    - 8,571,321 shares issued to Glenn Martin (through his associated entity).

For personal use only

12. ACQUISITION OF SUBSIDIARY – continued

- the issue of 14,285,715 Shares ($300,000 based on $0.021 per Share) to the Shareholders of Cue Metals upon the grant of the Owned Tenements under application within 3 years from the date of the Agreement (prorate) (Deferred B Consideration Shares). This milestone was met subsequent to year end, in August 2026 and the shares will be issued after Shareholder approval.

The Completion Consideration Shares and Deferred A Consideration Shares were subject to a 6-month escrow period from date of issue. Cue Metals' remaining 10% equity interest will be free-carried until the completion of a Feasibility Study in relation to one or more of the Cue Metals Project tenements. E79 Gold has a first right of refusal over Cue Metals' remaining shareholding.

In line with relevant accounting standards, the Company has treated the acquisition of Cue Metals Pty Ltd and its' tenements as an asset acquisition and a share-based payment transaction under AASB 2 Share Based Payments. Where an acquisition does not meet the definition of a business combination the transaction is accounted for as an asset acquisition. The consideration transferred for the acquisition of an asset comprises the fair values of the assets transferred, the liabilities incurred, and the equity interests issued by the Group. Acquisition related costs with regards to the acquisition are capitalised. Identifiable assets acquired and liabilities assumed in the acquisition are measured at their fair value at the acquisition date.

	30 June 2026 $
Purchase Consideration:	
14,285,714 shares in E79 Gold – issued 4 December 2025	300,000
28,571,429 shares in E79 Gold – issued on 5 February 2026	600,000
Shares to be Issued:	
14,285,715 shares in E79 Gold – Shares to be issued as at 30 June 2026 (Deferred B Consideration Shares)	300,000
	1,200,000
Transaction costs	67,495
	1,267,495
Net assets/(liabilities) of Cue Metals Pty Ltd at date acquired:	
Cash	991
Other receivables	2,610
Deferred exploration acquisition costs	1,409,534
Trade and other payables	(4,807)
Net assets of Cue Metals Pty Ltd at date acquired	1,408,328
Less: Non-Controlling Interests (10%)	(140,833)
E79 Gold share of net assets of Cue Metals Pty Ltd at date acquired	1,267,495

For personal use only

13. RELATED PARTY TRANSACTIONS

	30 June 2026	30 June 2025
	$	$
Key Management Personnel Compensation:		
Short-term employment benefits	476,150	413,396
Post-employment benefits	57,800	53,692
Equity-based payment	58,905	39,450
	592,855	506,538

Other transactions with Key Management Personnel

During the year:

- Peter Ironside, Director, is a shareholder and Director of Ironside Pty Ltd. Ironside Pty Ltd is a shareholder of the 168 Stirling Highway Syndicate, the entity which owns the premises E79 Gold occupies in Western Australia. Stavely Minerals Limited, an entity of which Directors Christopher Cairns and Peter Ironside are Directors, is the lessor of the premises. E79 Gold pays a month-by month sub-lease amount for office rent to Stavely Minerals Limited. During the year an amount of $31,042 (net of GST) (2025: $29,637) was paid/payable for office rental at normal commercial rates.

- Employees of E79 Gold were seconded to work for a short period for Stavely Minerals Limited (Stavely Minerals), an entity of which Directors Christopher Cairns and Peter Ironside are Directors. An amount of $44,696 (2025: $149,360), being the employees cost including oncosts and a 15% margin, was received from Stavely Minerals Limited, as a wages reimbursement in relation to the secondment. In addition, E79 Exploration received equipment hire income of $nil (2025: $18,505) in relation to the hire of motor vehicles and caravans to Stavely Minerals. This amount was based on normal commercial rates. An employee of Stavely Minerals was seconded to work for a short period for E79 Exploration Pty Ltd. An amount of $9,528 (2025: $22,817), being the employee's cost including oncosts and a 15% margin, was paid by E79 Exploration to Stavely Minerals, as a wages reimbursement in relation to the secondment.

  As at year end, there was a payable of $9,052 (2025: $nil) to Stavely Minerals Limited. There was a receivable of $20 (2025: nil) from Stavely Minerals Limited.

- On 4 December 2025, after completion of the acquisition of Cue Metals Pty Ltd ('Cue Metals'), Matthew Bowles was appointed as a Director of E79 Gold Mines Limited, and Oliver Cairns (unrelated to Mr Chris Cairns) was appointed as a Director of Cue Metals. Mr Matthew Bowles and his associated entity holds 4.5% of Cue Metals and Mr Oliver Cairns (through his associated entity) holds 2.5% of Cue Metals. An unrelated party holds the remaining 3% of Cue Metals (E79 Gold owns 90%). Refer to note 12 for consideration that remains payable to the minority shareholders in Cue Metals.

Transactions with Other Related Parties: There were no transactions with other related parties (2025: none).

For personal use only

14. AUDITORS' REMUNERATION

	30 June 2026	30 June 2025
	$	$
Amount received or due and receivable by BDO Australia:		
Audit and review of financial statements	57,084	48,297
Other services	-	-
	57,084	48,297

15. SEGMENT INFORMATION

Management has determined the operating segments based on the reports reviewed by the Board of Directors that are used to make strategic decisions. The Group does not have any material operating segments with discrete financial information. The Group does not have any customers and all its assets and liabilities are primarily related to the mineral exploration industry and are located within Australia. The Board of Directors review internal management reports on a regular basis that is consistent with the information provided in the statement of profit or loss and other comprehensive income, statement of financial position and statement of cash flows. As a result, no reconciliation is required because the information as presented is what is used by the Board to make strategic decisions.

16. FINANCIAL RISK MANAGEMENT OBJECTIVES, POLICIES AND INSTRUMENTS

Interest revenue

Interest revenue is recognised as it accrues, taking into account the effective yield on the financial asset.

The Group's principal financial instruments comprise cash and short-term deposits. The main purpose of these financial instruments is to provide working capital for the Group's operations.

The Group has various other financial instruments such as receivables and trade creditors, which arise directly from its operations.

The main risks arising from the Group's financial instruments are interest rate risk, liquidity risk and credit risk. The Board reviews and agrees on policies for managing each of these risks and they are summarised below.

Liquidity Risk

The Group has no significant exposure to liquidity risk as there is effectively no debt. The Group manages liquidity risk by monitoring immediate and forecast cash requirements and ensuring adequate cash reserves are maintained.

Interest Rate Risk

At reporting date, the Group's exposure to market risk for changes in interest rates relates primarily to the Group's short-term cash deposits. The Company constantly analyses its exposure to interest rates, with consideration given to potential renewal of existing positions, the mix of fixed and variable interest rates and the period to which deposits may be fixed.

For personal use only

16. FINANCIAL RISK MANAGEMENT OBJECTIVES, POLICIES AND INSTRUMENTS - continued

At reporting date, the Company had the following financial assets exposed to variable interest rates:

	2026 $	2025 $
Financial Assets:		
Cash and cash equivalents (interest-bearing accounts)	2,115,689	1,874,535
Receivables	30,000	30,000
Net exposure	2,145,689	1,904,535

The Group has no material exposure to interest rate risk. There is no interest rate exposure on the Group's financial liabilities.

Credit Risk

Credit risk refers to the risk that a counter party will default on its contractual obligations resulting in financial loss to the Group. The Group has adopted the policy of dealing with creditworthy counterparties and obtaining sufficient collateral or other security where appropriate, as a means of mitigating the risk of financial loss from defaults. The Group measures credit risk on a fair value basis.

Significant cash deposits are with institutions with a minimum credit rating of AA- (or equivalent) as determined by a reputable credit rating agency e.g. Standard & Poor.

The Group does not have any other significant credit risk exposure to a single counterparty or any group of counterparties having similar characteristics.

For personal use only

17. COMMITMENTS AND CONTINGENCIES

The Group has certain minimum exploration commitments to maintain its right of tenure to exploration permits. These commitments require estimates of the cost to perform exploration work required under these permits.

	2026 $	2025 $
Tenement Expenditure Commitments: The Group is required to maintain current rights of tenure to tenements, which require outlays of expenditure in 2026/2027. Under certain circumstances these commitments are subject to the possibility of adjustment to the amount and/or timing of such obligations, however, they are expected to be fulfilled in the normal course of operations.	673,360	546,000

Contingencies:

A 1% net smelter royalty (NSR) is payable over EL32470 (Mountain Home - Northern Territory). The NSR is capped at A$1.5 million with E79 Gold having the right to acquire the NSR at any time for A$1 million.

On 8 December 2025, Cue Metals Pty Ltd, E79 Gold's 90% owned subsidiary, exercised its' option under an Option Agreement to acquire ownership of six tenements at the Cue Gold Project. The following are the remaining deferred milestones payments under the Option Agreement:

(a) $250,000 payment on announcement of a JORC Mineral Resource in excess of 100,000oz of gold from the Tenements;

(b) $250,000 payment on announcement of a JORC Mineral Resource in excess of 250,000oz of gold from the Tenements; and

(c) $500,000 payment on announcement of JORC Mineral Resource in excess of 500,000oz of gold from the Tenements.

Upon satisfaction of the above milestones E79 Gold has sole discretion to make the payments for milestones (a) to (c) in either cash or shares (based on a 5-day volume weighted average price).

The Optionors retain a 1% net smelter royalty on gold derived from the six Cue Tenements.

For personal use only

18. PARENT ENTITY INFORMATION

	Company	
	30 June 2026	30 June 2025
	$	$
Statement of Financial Position Information		
Current assets	3,435,744	2,124,821
Non-current assets	4,267,615	3,000,119
Current liabilities	(120,672)	(100,218)
Non-current liabilities	(13,714)	(14,863)
Net Assets	7,568,973	5,009,859
Issued capital	26,991,097	23,065,722
Shares to be issued	300,000	-
Reserves	1,030,989	966,589
Accumulated losses	(20,753,113)	(19,022,452)
Total Equity	7,568,973	5,009,859
Profit or Loss information		
Profit/(loss) for the year	(1,730,661)	(1,680,548)
Comprehensive profit/(loss) for the year	(1,730,661)	(1,680,548)

Commitments and contingencies

There are no commitments or contingencies, including any guarantees entered into by E79 Gold Mines Limited on behalf of its subsidiaries.

Subsidiaries

Name of Controlled Entity	Class of Share	Place of Incorporation	30 June 2026 % Held by Parent Entity	30 June 2025 % Held by Parent Entity
E79 Exploration Pty Ltd	Ordinary	Australia	100%	100%
Hottub Pty Ltd (held 100% by E79 Exploration Pty Ltd)	Ordinary	Australia	100%	100%
Iguana Minerals Pty Ltd	Ordinary	Australia	100%	100%
Cue Metals Pty Ltd	Ordinary	Australia	90%	-

Cue Metals Pty Ltd was acquired during the year. Refer to note 12.

19. EVENTS OCCURRING AFTER THE REPORTING PERIOD

Subsequent to year end, in August 2026, the Deferred B milestone under the Cue Acquisition agreement was met upon the granting of prospective licences 21/825, 21/826, 21/827, 21/828, 21/829, 21/830 and 21/831. The 14,285,715 shares due to the vendors will be issued upon receiving Shareholder approval.

There are no matters or circumstances that have arisen since 30 June 2026 that have or may significantly affect the operations, results, or state of affairs of the Group in future financial years.

For personal use only

For personal use only

Name of Entity	Entity Type	Country of Incorporation	% Ownership	Australian Resident	Foreign jurisdiction(s) in which the entity is a resident for tax purposes (according to the law of the foreign jurisdiction)
E79 Gold Mines Limited	Body corporate	Australia	Parent	Yes	N/A
E79 Exploration Pty Ltd	Body corporate	Australia	100%	Yes	N/A
Hottub Pty Ltd	Body corporate	Australia	100%	Yes	N/A
Iguana Minerals Pty Ltd	Body corporate	Australia	100%	Yes	N/A
Cue Metals Pty Ltd	Body corporate	Australia	90%	Yes	N/A

Basis of preparation

This consolidated entity disclosure statement (CEDS) has been prepared in accordance with the Corporations Act 2001 and includes information for each entity that was part of the consolidated entity as at the end of the financial year in accordance with AASB 10 Consolidated Financial Statements.

DIRECTORS' DECLARATION

In the opinion of the Directors:

(a) the financial statements and notes are in accordance with the Corporations Act 2001, including:

(i) giving a true and fair view of the Group's financial position at 30 June 2026 and of its performance for the year ended on that date; and

(ii) complying with Australian Accounting Standards (including the Australian Accounting Interpretations), the Corporations Regulations 2001 and other mandatory professional reporting requirements; and

(iii) complying with International Financial Reporting Standards (IFRS) as stated in note 1 of the financial statements; and

(iv) the information disclosed in the consolidated entity disclosure statement is true and correct; and

(b) there are reasonable grounds to believe that the Company will be able to pay its debts as and when they become due and payable; and

This declaration has been made after receiving the declarations required to be made to the Directors in accordance with section 295A of the Corporations Act 2001 for the financial year ending 30 June 2026.

On behalf of the Board

Christopher Cairns
Non-Executive Chair
Perth, Western Australia
8 September 2026

For personal use only

Tel: +61 8 6382 4600
Fax: +61 8 6382 4601
www.bdo.com.au

Level 9, Mia Yellagonga Tower 2
5 Spring Street
Perth, WA 6000
PO Box 700 West Perth WA 6872
Australia

For personal use only

INDEPENDENT AUDITOR'S REPORT

To the members of E79 Gold Mines Limited

Report on the Audit of the Financial Report

Opinion

We have audited the financial report of E79 Gold Mines Limited (the Company) and its subsidiaries (the Group), which comprises the consolidated statement of financial position as at 30 June 2026, the consolidated statement of profit or loss and other comprehensive income, the consolidated statement of changes in equity and the consolidated statement of cash flows for the year then ended, and notes to the financial report, including material accounting policy information, the consolidated entity disclosure statement and the directors' declaration.

In our opinion the accompanying financial report of the Group, is in accordance with the *Corporations Act 2001*, including:

(i) Giving a true and fair view of the Group's financial position as at 30 June 2026 and of its financial performance for the year ended on that date; and

(ii) Complying with Australian Accounting Standards and the *Corporations Regulations 2001*.

Basis for opinion

We conducted our audit in accordance with Australian Auditing Standards. Our responsibilities under those standards are further described in the *Auditor's responsibilities for the audit of the Financial Report* section of our report. We are independent of the Group in accordance with the auditor independence requirements of the *Corporations Act 2001* and the ethical requirements of the Accounting Professional and Ethical Standards Board's APES 110 *Code of Ethics for Professional Accountants (including Independence Standards)* (the Code) that are relevant to audits of the financial report of public interest entities in Australia. We have also fulfilled our other ethical responsibilities in accordance with the Code.

We confirm that the independence declaration required by the *Corporations Act 2001*, which has been given to the directors of the Company, would be in the same terms if given to the directors as at the time of this auditor's report.

We believe that the audit evidence we have obtained is sufficient and appropriate to provide a basis for our opinion.

Material uncertainty related to going concern

We draw attention to Note 1 in the financial report which describes the events and/or conditions which give rise to the existence of a material uncertainty that may cast significant doubt about the group's ability to continue as a going concern and therefore the group may be unable to realise its assets and discharge its liabilities in the normal course of business. Our opinion is not modified in respect of this matter.

BDO Audit Pty Ltd ABN 33 134 022 870 is a member of a national association of independent entities which are all members of BDO International Ltd, a UK company limited by guarantee, and form part of the international BDO network of independent member firms. Liability limited by a scheme approved under Professional Standards Legislation.

For personal use only

Key audit matters

Key audit matters are those matters that, in our professional judgement, were of most significance in our audit of the financial report of the current period. These matters were addressed in the context of our audit of the financial report as a whole, and in forming our opinion thereon, and we do not provide a separate opinion on these matters. In addition to the matter described in the *Material uncertainty related to going concern* section, we have determined the matters described below to be the key audit matters to be communicated in our report.

Carrying Value of Exploration Expenditure and Asset Acquisition

Key audit matter	How the matter was addressed in our audit
As disclosed in Notes 1(v) and 7 to the Financial Report, the Group's capitalised exploration and evaluation expenditure represents a significant asset of the Group. In accordance with AASB 6 *Exploration for and Evaluation of Mineral Resources*, management is required to assess whether facts and circumstances exist that indicate the carrying value of exploration and evaluation assets may exceed their recoverable amount. This assessment involves judgement regarding the status of exploration licences, planned future exploration activities, and the potential economic recoverability of the underlying mineral interests. In addition, as disclosed in Note 12, the Group completed the acquisition of Cue Metals Pty Ltd during the financial year. Management determined that the transaction represented an asset acquisition rather than a business combination. Accounting for the transaction required significant judgement, including the determination of the appropriate accounting treatment, acquisition date, fair value of consideration transferred, and fair value allocation of assets acquired and liabilities assumed. Given the significance of the exploration and evaluation assets and the level of judgement involved in assessing their recoverability and accounting for the asset acquisition, we considered this to be a key audit matter.	Our procedures included, but were not limited to: • Obtaining a schedule of the Group's areas of interest and assessing whether the related rights to tenure remained current at balance date by inspecting supporting documentation, including licence status records; • Evaluating management's intention to undertake significant ongoing exploration activities by reviewing exploration budgets, ASX announcements, board minutes and other supporting evidence; • Considering whether any areas of interest had reached a stage where a reasonable assessment of economically recoverable reserves existed; • Assessing whether any facts or circumstances identified indicators of impairment requiring further assessment under AASB 6; • Reviewing the acquisition agreements and other supporting documentation to obtain an understanding of the transaction and its key terms and conditions; • Assessing management's determination that the transaction represented an asset acquisition and evaluating the appropriateness of the acquisition date; • Assessing management's determination of the fair value of consideration transferred and agreeing key inputs to supporting documentation;

	• Reviewing the methodology and assumptions used to identify and measure the assets acquired; and • Assessing the adequacy of the related disclosures in Notes 1 (v) and 7 to the Financial Report.

Other information

The directors are responsible for the other information. The other information comprises the information in the Group's annual report for the year ended 30 June 2026, but does not include the financial report and the auditor's report thereon.

Our opinion on the financial report does not cover the other information and we do not express any form of assurance conclusion thereon.

In connection with our audit of the financial report, our responsibility is to read the other information and, in doing so, consider whether the other information is materially inconsistent with the financial report or our knowledge obtained in the audit or otherwise appears to be materially misstated.

If, based on the work we have performed, we conclude that there is a material misstatement of this other information, we are required to report that fact. We have nothing to report in this regard.

Responsibilities of the directors for the Financial Report

The directors of the Company are responsible for the preparation of:

a) the financial report that gives a true and fair view in accordance with Australian Accounting Standards and the Corporations Act 2001 and

b) the consolidated entity disclosure statement that is true and correct in accordance with the Corporations Act 2001, and

for such internal control as the directors determine is necessary to enable the preparation of:

i) the financial report that gives a true and fair view and is free from material misstatement, whether due to fraud or error; and

ii) the consolidated entity disclosure statement that is true and correct and is free of misstatement, whether due to fraud or error.

In preparing the financial report, the directors are responsible for assessing the ability of the group to continue as a going concern, disclosing, as applicable, matters related to going concern and using the going concern basis of accounting unless the directors either intend to liquidate the Group or to cease operations, or has no realistic alternative but to do so.

For personal use only

For personal use only

Auditor's responsibilities for the audit of the Financial Report

Our objectives are to obtain reasonable assurance about whether the financial report as a whole is free from material misstatement, whether due to fraud or error, and to issue an auditor's report that includes our opinion. Reasonable assurance is a high level of assurance, but is not a guarantee that an audit conducted in accordance with the Australian Auditing Standards will always detect a material misstatement when it exists. Misstatements can arise from fraud or error and are considered material if, individually or in the aggregate, they could reasonably be expected to influence the economic decisions of users taken on the basis of this financial report.

A further description of our responsibilities for the audit of the financial report is located at the Auditing and Assurance Standards Board website (http://www.auasb.gov.au/Home.aspx) at:

https://www.auasb.gov.au/media/bwvjcgre/ar1_2024.pdf

This description forms part of our auditor's report.

Report on the Remuneration Report

Opinion on the Remuneration Report

We have audited the Remuneration Report included in pages 28 to 35 of the directors' report for the year ended 30 June 2026.

In our opinion, the Remuneration Report of E79 Gold Mines Limited, for the year ended 30 June 2026, complies with section 300A of the *Corporations Act 2001*.

Responsibilities

The directors of the Company are responsible for the preparation and presentation of the Remuneration Report in accordance with section 300A of the *Corporations Act 2001*. Our responsibility is to express an opinion on the Remuneration Report, based on our audit conducted in accordance with Australian Auditing Standards.

BDO Audit Pty Ltd

Ashleigh Woodley

Director

Perth, 8 September 2026

Information as at 3 September 2026

a) Substantial Shareholders

The names of substantial holders and the number of securities in which they and their associates have a relevant interest, as disclosed in substantial holding notices lodged under section 671B of the Corporations Act.

Substantial Shareholder	Number of Shares per Notice	% of Issued Capital per Notice
Matthew Craig Bowles	19,286,009	5.45%

b) Shareholder Distribution Schedule

Size of Holding	Number of Shareholders	% Issued Share Capital
1 - 1,000	51	0.01%
1,001 - 5,000	156	0.13%
5,001 - 10,000	85	0.21%
10,001 - 100,000	462	5.44%
100,001 and over	312	94.21%
Total	**1,066**	**100%**
Number of Shareholders holding less than a marketable parcel	**439**	

c) Voting Rights

(i) at meetings of members entitled to vote each member may vote in person or by proxy or attorney, or in the case of a member which is a body corporate, by representative duly appointed under section 250D;

(ii) on a show of hands every member entitled to vote and present in person or by proxy or attorney or representative duly authorised shall have one (1) vote;

(iii) on a poll every member entitled to vote and present in person or by proxy or attorney or representative duly authorised shall have one (1) vote for each fully paid share of which he is the holder and in the case of contributing shares until fully paid shall have voting rights pro rata to the amount paid up or credited as paid up on each such share; and

(iv) a member shall not be entitled to vote at general meeting or be reckoned in a quorum in respect of any shares upon which any call or other sum presently payable by him is unpaid.

For personal use only

For personal use only

d) Twenty Largest Shareholders – Quoted Ordinary Shares:

	Name	Number of Quoted Ordinary Shares	% of Quoted Ordinary Shares
1	ATLANTIC CAPITAL PTY LTD <ATLANTIC INVEST FUND A/C>	19,285,473	5.45%
2	GEORGIA ELIZABETH MANNING <LA VIDA UNIT A/C>	12,856,982	3.64%
3	BILPIN NOMINEES PTY LTD	10,222,858	2.89%
4	BERNE NO 132 NOMINEES PTY LTD <791994 A/C>	10,047,433	2.84%
5	IRONSIDE PTY LTD <IRONSIDE FAMILY A/C>	8,035,333	2.27%
6	BNP PARIBAS NOMINEES PTY LTD <IB AU NOMS RETAILCLIENT>	7,453,986	2.11%
7	SILVERLIGHT HOLDINGS PTY LTD <CAIRNS INVESTMENT A/C>	7,142,768	2.02%
8	MR VINCENT JOHN O'SULLIVAN	7,072,827	2.00%
9	MR THOMAS DRIES	5,952,381	1.68%
10	WERSMAN NOMINEES PTY LTD	5,952,381	1.68%
11	SILVERLIGHT HOLDINGS PTY LTD <CAIRNS INVESTMENT A/C>	5,952,337	1.68%
12	NETWEALTH INVESTMENTS LIMITED <WRAP SERVICES A/C>	5,842,154	1.65%
13	MR CRAIG ANDREW NELMES	5,690,477	1.61%
14	BUCKINGHAM INVESTMENT FINANCIAL SERVICES PTY LTD <LENNOX HEAD PROPERTY A/C>	5,210,509	1.47%
15	BILPIN NOMINEES PTY LTD	5,047,318	1.43%
16	CORD INVESTMENTS PTY LTD <MINING ANALYTICS A/C>	5,000,000	1.41%
17	GOLDWORK ASSET PTY LTD <CAIRNS FAMILY S/F A/C>	4,942,441	1.40%
17	CAPMACK INVESTMENTS PTY LTD	4,761,909	1.35%
18	SUTVILLE PTY LTD <INVESTMENTS A/C>	4,500,000	1.27%
19	HSBC CUSTODY NOMINEES (AUSTRALIA) LIMITED	4,378,642	1.24%
20	CORD INVESTMENTS PTY LTD <ANDREW C FERGUSON S/F A/C>	4,250,000	1.20%
		149,598,209	**42.31%**
	Total Ordinary Shares on Issue at 3 September 2026	**353,555,680**	

e) Unlisted Options Holders

Name	Options exercisable at $0.115 each on or before 30/11/2026	Options exercisable at $0.05 each on or before 30/11/2027	Options exercisable at $0.035 each on or before 30/11/2027	Options exercisable at $0.035 each on or before 30/11/2028
Ironside Pty Ltd <Ironside Family A/C>	500,000	-	500,000	600,000
Julian Goldsworthy & Deborah Lord	500,000	-	500,000	600,000
Mr Christopher John Cairns	500,000	-	-	-
Goldwork Asset Pty Ltd <Cairns Family Superfund>	-	-	500,000	600,000
Issued under E79 Gold's Employee Incentive Plan	2,425,000	3,000,000	2,150,000	2,800,000
Total Options	**3,925,000**	**3,000,000**	**3,650,000**	**4,600,000**

For personal use only

TENEMENT SCHEDULE – as at 3 September 2026

Lease	Location	Area (km2)	Status	% Interest
Murchison Project +				
E 51/1975	Jungar Flats, WA	211.3	LIVE	100
E 51/1803	Jungar Flats, WA	55.0	LIVE	100
E 20/0926	Jungar Flats, WA	12.2	LIVE	100
E 51/1848	Jungar Flats, WA	21.4	LIVE	100
E 51/2122	Jungar Flats, WA	82.5	LIVE	100
E 51/1681 *	Jungar Flats, WA	122.4	LIVE	100*
E 51/2173	Jungar Flats, WA	61.3	LIVE	100
E 51/2174	Jungar Flats, WA	131.7	LIVE	100
Laverton South Project				
E 28/2659	Lake Yindana, WA	124.1	LIVE	100
E 28/3239	Lake Yindana, WA	8.9	LIVE	100
E 31/1082	Pinjin, WA	20.8	LIVE	100
E 31/1005	Pinjin, WA	5.9	LIVE	100
E 31/1056	Pinjin, WA	65.2	LIVE	100
E 28/2375	Pinjin, WA	32.6	LIVE	100
E 28/2283	Pinjin, WA	3.0	LIVE	100
E 28/2284	Pinjin, WA	5.9	LIVE	100
E 31/1007	Pinjin, WA	3.0	LIVE	100
E 31/0999	Pinjin, WA	3.0	LIVE	100
Mountain Home Project				
EL 32470	McArthur, NT	574.4	LIVE	100
EL 33886	McArthur, NT	170.0	PENDING	100
EL 33887	McArthur, NT	123.6	PENDING	100
EL 34178	McArthur, NT	397.9	LIVE	100
EL 34179	McArthur, NT	101.9	LIVE	100
Cue Gold Project				
P21/825	Cue, WA	0.5	LIVE	90
P21/826	Cue, WA	1.3	LIVE	90
P21/827	Cue, WA	2.0	LIVE	90
P21/828	Cue, WA	1.9	LIVE	90
P21/829	Cue, WA	2.0	LIVE	90
P21/830	Cue, WA	1.6	LIVE	90
P21/831	Cue, WA	0.5	LIVE	90
P21/183	Cue, WA	47.4	LIVE	90
P21/762	Cue, WA	1.9	LIVE	90
P21/763	Cue, WA	2.0	LIVE	90
P21/767	Cue, WA	2.0	LIVE	90
P21/768	Cue, WA	2.0	LIVE	90
P21/770	Cue, WA	0.1	LIVE	90
P21/800 **	Cue, WA	1.95	PENDING	90

+ E79 Gold entered into an earn-in and JV agreement over the Murchison Project in 2025

* E79 Gold holds mineral rights (excluding iron rights)

** E79 Gold group has an option to acquire over this tenement

For personal use only