For personal use only

ACN 662 908 938

Annual Financial Report
For the Year Ended
30 June 2026

CONTENTS

CORPORATE DIRECTORY	3
CHAIR'S LETTER	4
DIRECTORS' REPORT	6
AUDITOR'S INDEPENDENCE DECLARATION	26
CONSOLIDATED STATEMENT OF PROFIT OR LOSS AND OTHER COMPREHENSIVE INCOME	27
CONSOLIDATED STATEMENT OF FINANCIAL POSITION	28
CONSOLIDATED STATEMENT OF CHANGES IN EQUITY	29
CONSOLIDATED STATEMENT OF CASH FLOWS	30
NOTES TO THE FINANCIAL STATEMENTS	31
DIRECTORS' DECLARATION	51
INDEPENDENT AUDITOR'S REPORT	52
ASX ADDITIONAL INFORMATION	57

For personal use only

CORPORATE DIRECTORY

Directors

Tommy McKeith
Non-Executive Chairman

Michael Fowler
Managing Director

Darren Gordon
Non-Executive Director

Company Secretary

Geoff James

Registered Office

Unit 4, Level 3
1292 Hay Street
West Perth WA 6005

Telephone: +61 8 6182 4069
Email: contact@ordellminerals.com.au
Website: www.ordellminerals.com.au

Auditor

Hall Chadwick WA Audit Pty Ltd
283 Rokeby Road
Subiaco WA 6008

Share Registry

Automic Registry Pty Ltd
Level 5, 191 St Georges Terrace
PERTH WA 6000

Telephone: +61 1300 288 664
Email: hello@automic.com.au
Website: www.automicgroup.com.au

Securities Exchange

Listed on the Australian Securities Exchange
(ASX: ORD)

For personal use only

For personal use only

CHAIR'S LETTER

Dear Shareholders,

I am pleased to present Ordell Minerals' 2026 Annual Report following another active and productive year for the Company, during which we continued to unlock the value of our high-quality Western Australian gold portfolio.

The standout has been the progress achieved at our flagship Barimaia Gold Project in the Murchison region, where sustained drilling has continued to demonstrate the scale and quality of the emerging gold system while progressively advancing the project towards a maiden Mineral Resource Estimate and potential future development opportunity.

Importantly, Ordell has now entered an exciting new phase in the evolution of Barimaia.

We have recently commenced a major new ~14,000m drilling campaign designed to fast-track the definition of a maiden Mineral Resource at the advanced McNabs East prospect, targeted for the December Quarter of 2026, while simultaneously pursuing new discoveries across the broader Barimaia mineralised intrusive system.

This reflects the two-pronged strategy that will guide our activities over the coming year: advancing the potential near-term development opportunity at McNabs East while continuing to systematically explore the broader Barimaia Project for additional discoveries and resource growth.

Sustained Exploration Success at Barimaia

Over the course of FY2026, Ordell maintained an intensive exploration effort at Barimaia, systematically testing for gold mineralisation at shallow depths across the broader +7km prospective intrusive system.

These programs comprised approximately 25,000m of air-core, Reverse Circulation (RC) and diamond drilling. Our activities focused primarily on McNabs East, McNabs and The Furnace, while also testing the broader intrusive trend for potential new discoveries.

At McNabs East, drilling has defined gold mineralisation over an interpreted strike extent of more than 800m, delivering numerous high-grade intersections and defining a shallow zone of mineralisation that commences from approximately 10m below surface and remains open along strike and at depth.

The combination of shallow mineralisation, high-grade zones and demonstrated continuity has reinforced our view that McNabs East has the potential to underpin a future open-pit development opportunity.

At the same time, air-core drilling has continued to systematically test for new felsic intrusions along the broader Barimaia mineralised intrusive system. This is an important component of our strategy, ensuring we continue to build a pipeline of new exploration opportunities.

Building the Foundations for Development

As Barimaia has advanced, our activities have increasingly extended beyond exploration drilling.

During the year, Ordell commenced a range of technical work to support the potential future development of the Project, including ground and surface water studies, environmental studies, geological modelling and geotechnical work.

These activities represent an important step in the maturation of Barimaia and will provide the technical foundation for future mining, Scoping and Feasibility studies. This work will continue alongside our resource definition drilling as we systematically evaluate the potential pathway towards development at McNabs East.

A Strong Growth Pipeline

While Barimaia remains our clear strategic priority, Ordell also continued to advance its broader Western Australian exploration portfolio during FY2026.

At the Goodia Project near Norseman, two large soil geochemical sampling programs were undertaken, with the initial phase defining three strong and coherent surface gold anomalies. Follow-up sampling subsequently confirmed further extensive surface anomalism to the south, providing an exciting target for first-pass air-core drilling.

At Fisher South in the Northeastern Goldfields, a maiden air-core drilling program confirmed gold anomalism over approximately 2km of strike, while anomalous tungsten results have provided an additional attractive follow-up opportunity.

Both projects are located within proven mineral provinces and provide Ordell with valuable longer-term exploration optionality alongside the rapidly advancing Barimaia Project.

Strong Financial Position

Importantly, Ordell enters FY2027 in a strong financial position to execute its exploration and growth strategy, with $8.2 million in cash at the end of the reporting period.

During FY2026, the Company completed capital raisings totalling $10.85 million, strengthening our balance sheet and providing the financial capacity to maintain an aggressive exploration program.

We were particularly pleased with the strong participation of both existing and new shareholders in these raisings. This support has enabled Ordell to accelerate drilling and technical activities at Barimaia at an important stage in the Project's evolution, and we are committed to deploying that capital in a disciplined manner with the objective of creating long-term shareholder value.

Looking Ahead

FY2027 has the potential to be a defining year for Ordell Minerals.

Our priority is the successful execution of the major drilling campaign now underway at Barimaia and delivery of our first Mineral Resource Estimate for McNabs East in Q4 2026.

From there, our objective is to progressively advance the technical and development work required to better understand the potential for a future open-pit mining operation at McNabs East.

At the same time, we will maintain our strong exploration focus across the broader Barimaia system. With a prospective intrusive trend extending for more than 7km and significant areas remaining comparatively lightly tested, we believe there is potential for further discoveries that could significantly expand the scale of the overall Project.

Follow-up exploration at Goodia and Fisher South provides an additional layer of growth potential across our portfolio.

Acknowledgements

In closing, I would like to acknowledge Ordell's management team, employees and contractors for their commitment and outstanding efforts over the course of what has been an exceptionally active year.

I would also like to thank my fellow Directors for their valuable contribution, wise counsel and commitment to maintaining the highest standards of governance as the Company continues to grow.

Finally, on behalf of the Board, I would like to thank our shareholders for their continued support. Your backing has enabled us to pursue an ambitious exploration and growth strategy, and we greatly appreciate the confidence you have placed in Ordell and our team.

We enter FY2027 with considerable momentum and an exciting program ahead of us. I look forward to reporting on our progress as we work to realise the full potential of Barimaia and build long-term value for all Ordell shareholders.

Yours sincerely,

Tommy McKeith
Non-Executive Chair

Ordell Minerals Limited

For personal use only

DIRECTORS' REPORT

The Directors present the annual financial report of Ordell Minerals Limited Group ("the Group"), consisting of Ordell Minerals Limited ("the Company") and the entities it controlled at the end of, or during, the year ended 30 June 2026.

Directors

The Directors of the Company during the year ended 30 June 2026 and up to the date of this report are set out below. All Directors held their position as a director throughout the entire period and up to the date of this report unless stated otherwise.

Information on Directors

Tommy McKeith – Independent Non-Executive Chair (Appointed 6 October 2022)

Qualifications: BSc (Hons), GradDip Eng (Mining), MBA

Mr McKeith is a geologist with 35 years experience in various mine geology, exploration and business development roles. He was formerly Executive Vice President (Growth and International Projects) for Gold Fields Limited, where he was responsible for global greenfields exploration and project development. Mr McKeith was also Managing Director and Non-Executive Director of various ASX listed companies.

Currently Non-Executive Director of Perseus Mining Limited (July 2026), Thungela Resources Limited (JSE/LSE: TGA) (October 2024), Arrow Minerals Limited (Aug 2019) and Evolution Mining Limited (Feb 2014).

Previously Chair of Genesis Minerals Limited (Nov 2018 - Sept 2022).

Shares held	-	1,450,000
Options held	-	1,500,000 options exercisable @ $0.25 and expiring 30/11/2027
	-	1,500,000 options exercisable @ $0.35 and expiring 30/11/2027

Michael Fowler - Managing Director and CEO (Appointed 5 October 2022)

Qualifications: BSc, MSc, MAusIMM

Mr Fowler is a geologist and brings to the Board 30 years experience as an exploration and mining professional with extensive corporate and operational management skills. Most recently Mr Fowler was Managing Director of Genesis Minerals Limited between July 2007 and February 2022 and he oversaw the significant growth of Genesis between 2016 and 2021 during which time Genesis grew the Ulysses resource base from 0.12Moz to +2Moz of gold.

Shares held	-	4,250,000
Options held	-	4,000,000 options exercisable @ $0.25 and expiring 30/11/2027
	-	4,000,000 options exercisable @ $0.35 and expiring 30/11/2027
Performance Rights held	-	500,000 performance rights expiring 30/11/2026
	-	500,000 performance rights expiring 30/11/2027

Darren Gordon– Independent Non-Executive Director (Appointed 21 November 2022)

Qualifications: B.Bus, FCA, AGIA, ACG, MAICD

Mr Gordon is a Chartered Accountant with 25 years experience in the mining industry as a senior finance and resources executive. Mr Gordon has had extensive involvement in financing resource projects from both a debt and equity perspective. Mr Gordon is currently Managing Director of ASX Listed, Centaurus Metals, a position he has held since May 2009. Under Mr Gordon's direction, the Company acquired the large Jaguar Nickel Sulphide Project in northern Brazil from Vale before growing the resource to over 1 million tonnes of contained nickel in the space of just 4 years. He was previously Chief Financial Officer for Gindalbie Metals Limited, a position he held for 9 years from 1999-2008.

Shares held	-	666,666
Options held	-	1,000,000 options exercisable @ $0.25 and expiring 30/11/2027
	-	1,000,000 options exercisable @ $0.35 and expiring 30/11/2027

For personal use only

DIRECTORS' REPORT

Company Secretary

Geoff James (appointed 7 November 2024)

Qualifications: B.Bus, CA, AGIA, ACG

Mr James is an experienced Company Secretary with more than 20 years' experience working for listed companies in the resources industry. He is a Chartered Accountant and Associate of the Governance Institute of Australia. Most recently Mr James was Company Secretary for Genesis Minerals Limited (2015 – 2024).

Meetings of Directors

During the year ended 30 June 2026, the directors held four meetings with all board members attending.

Due to the size of the Company, no committees have been established by the Board.

Principal Activities

The principal activities of the Group during the year were mineral exploration activities in Western Australia.

Dividends

No dividend was declared or paid during the current or previous year.

Finance Review

The operating loss of the Group after providing for income tax amounted to $6,007,751 (2025: loss of $3,380,409).

The loss for the year arose from expenditure on exploration activities and share based payments expense as part of the Group's strategy to achieve exploration success through new discoveries.

At the end of the year the Group held cash reserves of $8,215,042 (30 June 2025: $2,759,055).

The net assets of the Group increased from $4,269,564 to $9,549,368 at 30 June 2026.

Issues of equity during the year totalled $10,781,641 (net of costs) which was offset by the operating loss recorded for the year.

Basic and diluted loss per share for the year was 9.55 cents per share (2025: 6.95 cents).

In accordance with ASX Listing Rule 4.10.19, the Company confirms that it has used the cash it had at the date of admission to ASX on 17 July 2024 for the period to 30 June 2026 consistent with its business objectives of mineral exploration in Western Australia.

For personal use only

DIRECTORS' REPORT

Operating Review

During the year, the Group continued its strategy to unlock the potential of our gold assets in Western Australia through disciplined, systematic exploration programs. Our projects include the Barimaia JV Project near Mount Magnet, the Goodia Project near Norseman and the Fisher South Project situated in the North Eastern Goldfields region of Western Australia (see Figure 1). Exploration has been focused on the Company's flagship Barimaia JV Project.

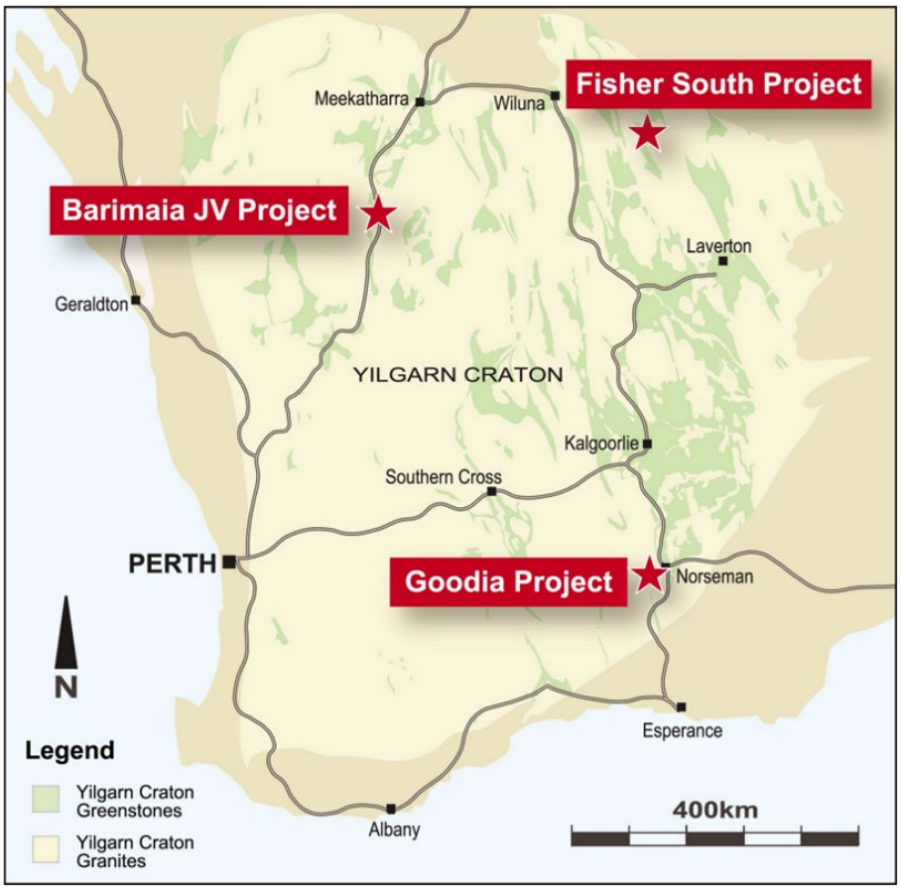

Figure 1: Ordell Minerals Project locations in Western Australia

Barimaia JV Project

The Company holds an 80.3% interest in the Barimaia Gold Project ("Barimaia"), located near Mount Magnet in the Murchison district of Western Australia. Barimaia is located in a Tier-1 mining jurisdiction in close proximity to several gold processing plants, adjacent to Ramelius Resources' (ASX: RMS) Mount Magnet Gold Project (see Figure 2).

Barimaia hosts similar geology (including interpreted felsic intrusion host rocks of granodiorite composition) to the Eridanus gold deposit, which forms part of Ramelius Resources' Mount Magnet gold mining operations. Eridanus lies approximately 6km north-west of Barimaia and hosts a current Mineral Resource Estimate of 30Mt @ 1.6g/t Au for 1,500,000oz of contained gold[1], with an additional +300,000 ounces of gold already mined from the open pit.

Ordell is undertaking systematic drilling over 7.5km of strike extent at Barimaia to target Eridanus-style discoveries (Figure 3).

[1] Ramelius Resources ASX Release, 25 August 2026, "2026 Resources and Reserves Statement"

For personal use only

For personal use only

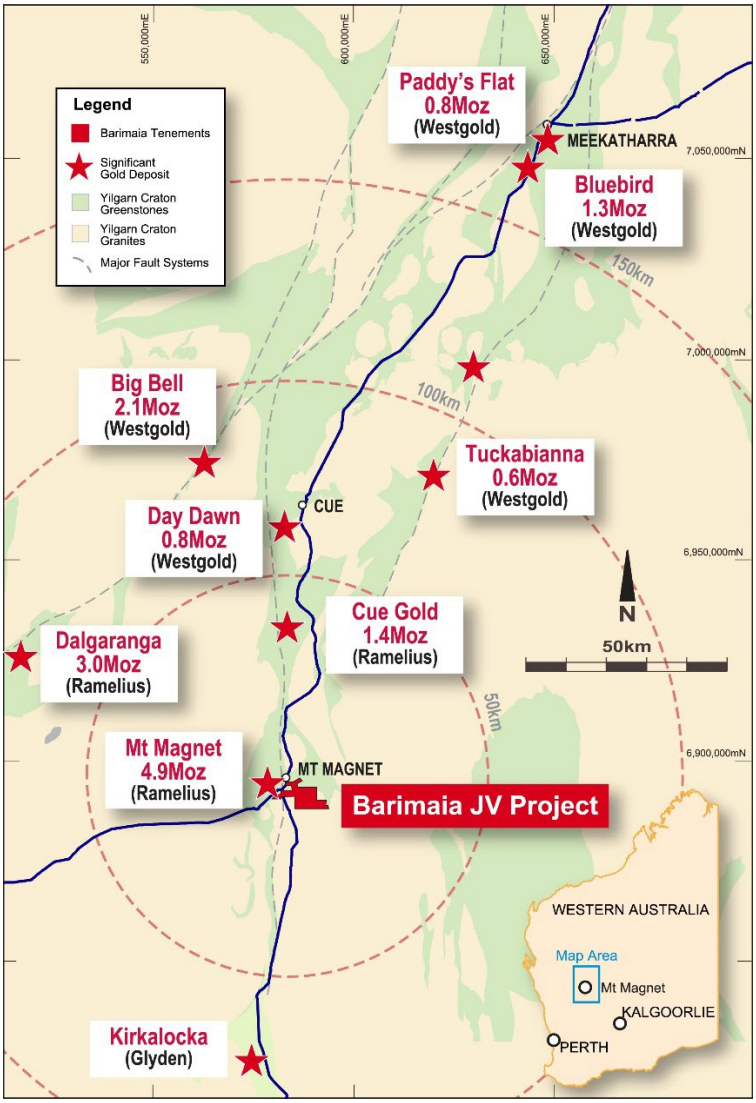

Figure 2: Location of the Barimaia Project and other nearby deposits. See Table 1 for source data for Mineral Resources of Gold Deposits in the Murchison District.

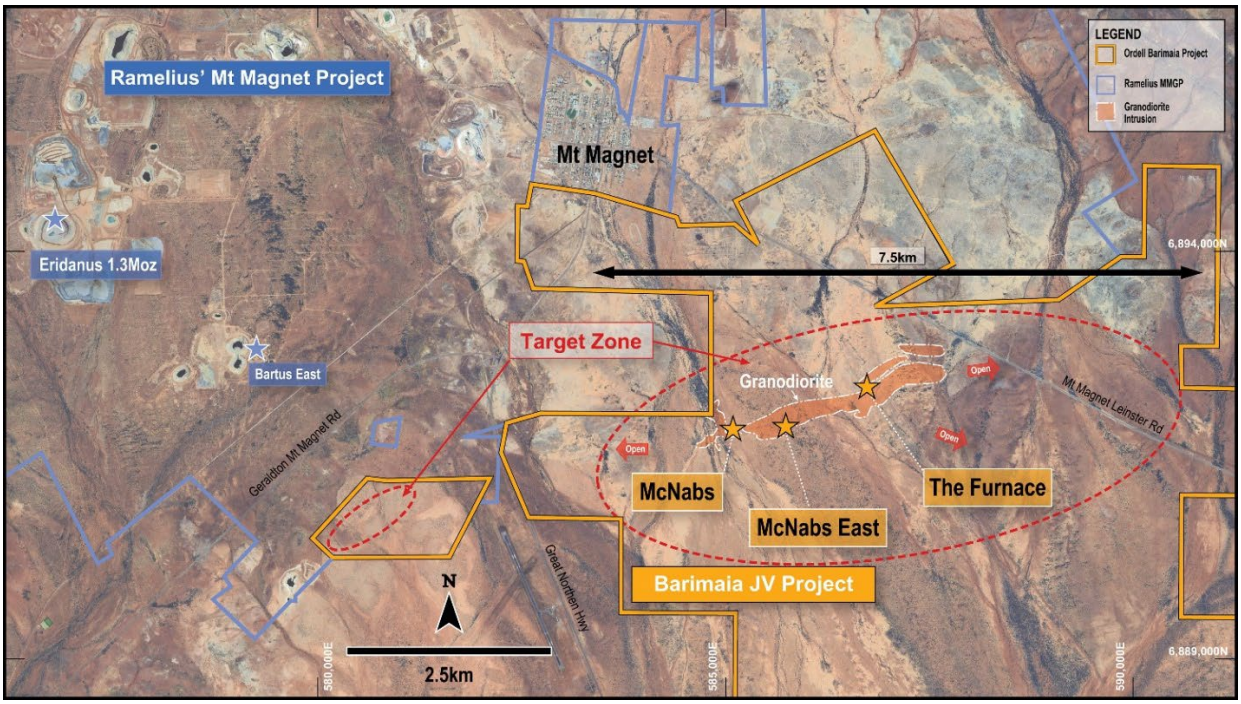

Figure 3: Barimaia Project outlines showing target granodiorite host rock and prospects.

FY2026 Drilling Programs

During the year, Ordell undertook a number of successful drilling programs with approximately 25,000m of RC, diamond and air core drilling completed, primarily focused on the McNabs East Prospect (see Figure 4) as well as on the systematic follow-up of the +7km prospective felsic intrusion host rock along strike from McNabs East.

The results from the drilling programs are highlighted on Figures 4 and 5 and continue to confirm shallow, open pit potential, with coherent zones of gold mineralisation defined within an extensive gold system that remains open and untested at depth and open along strike.

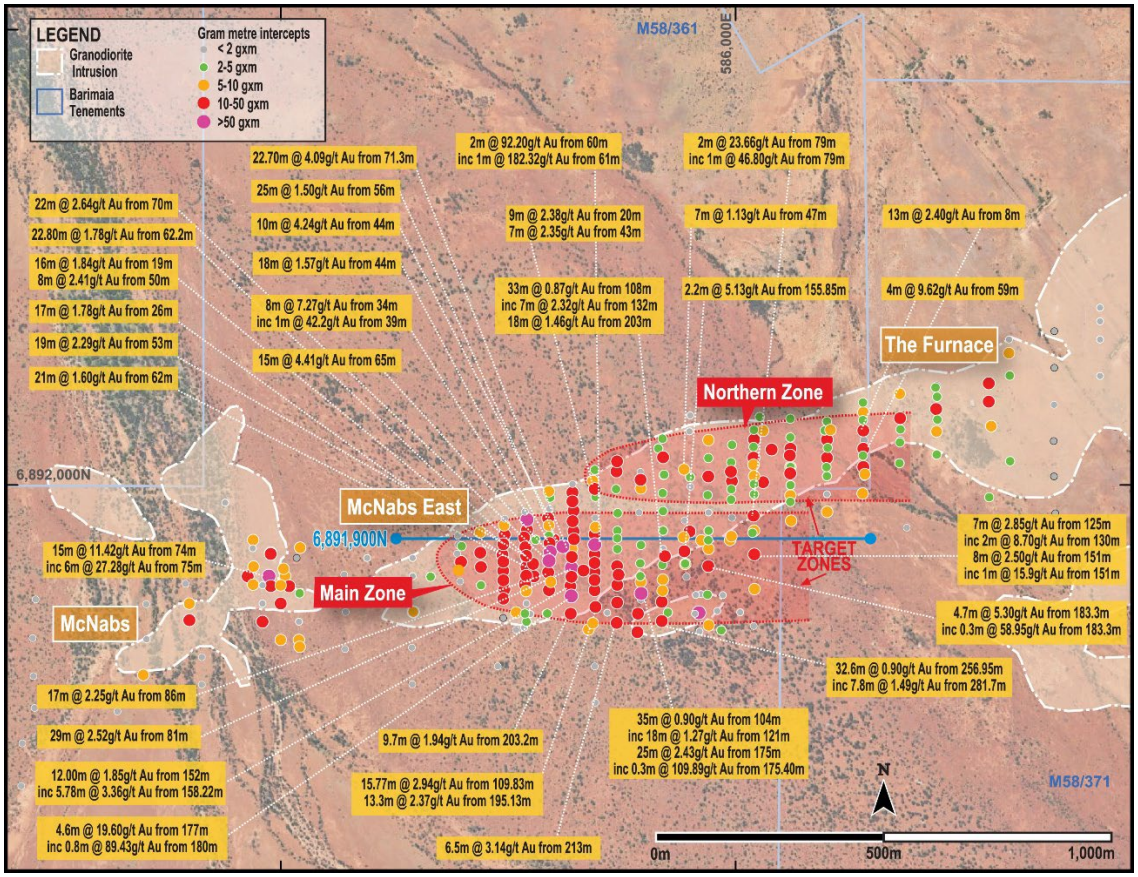

Figure 4: Results from drilling at Barimaia centred on the McNabs East Prospect. The location of the section for Figure 5 is shown in light blue.

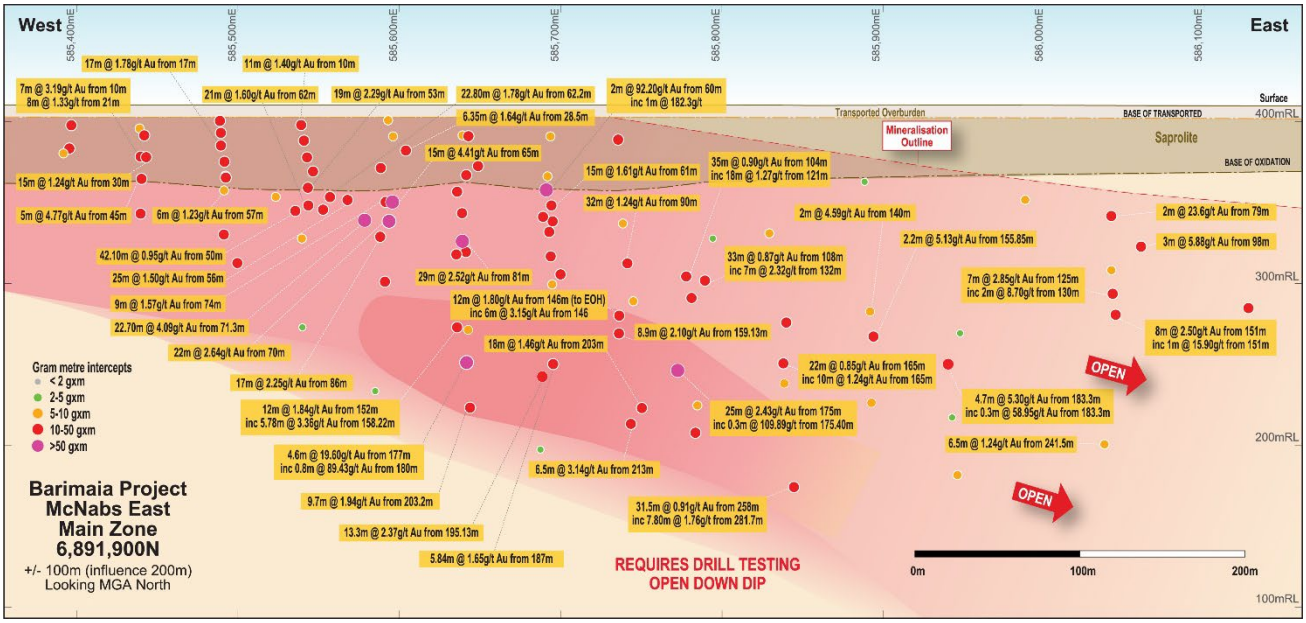

Figure 5: Section 6,891,900N (Main Zone +-100M) showing drilling intercepts. Gold mineralisation is open and untested down dip and plunge within the granodiorite.

For personal use only

Upcoming Exploration

Drilling for the remainder of 2026 will include ~10,000m (~ 140 holes) of RC drilling to confirm continuity of mineralisation targeting shallow mineralisation with the potential to be extracted via open pit mining methods prior to completing an initial Mineral Resource Estimate (MRE) and ~ 4,000m of aircore drilling. Areas to be drilled are highlighted on Figure 6 and include:

1. **McNabs East Main Zone:** RC drilling to take drill spacing to 25m section spacing x 20m hole spacing along section to ~90m vertical over 350m of strike between 585,365E and 585,715E. The objective of the drilling is to confirm continuity of mineralisation, particularly higher-grade zones identified to date, prior to the planned MRE due for completion in the December 2026 quarter;
2. **McNabs East Northern Zone:** RC drilling to take drill spacing to 40m section spacing x 40/20m hole spacing along section to ~60m vertical over 835m of strike between 585,765E and 586,600E to confirm continuity of gold mineralisation prior to the planned MRE due for completion in the December quarter;
3. **P58/2051:** First pass drill testing of quartz vein identified at surface; and
4. **Aircore North, Aircore South and Aircore East:** Completion of systematic aircore drilling program to follow up aircore-generated gold anomalism and multielement geochemistry with the objective of identifying new prospective intrusions.

Drilling in the December 2026 Quarter at Barimaia will include further extensional drilling at depth at McNabs East, testing down plunge and down dip (see Figure 5) of known mineralisation within the granodiorite. The drilling will also include the follow up of anticipated gold anomalies generated from air-core drilling.

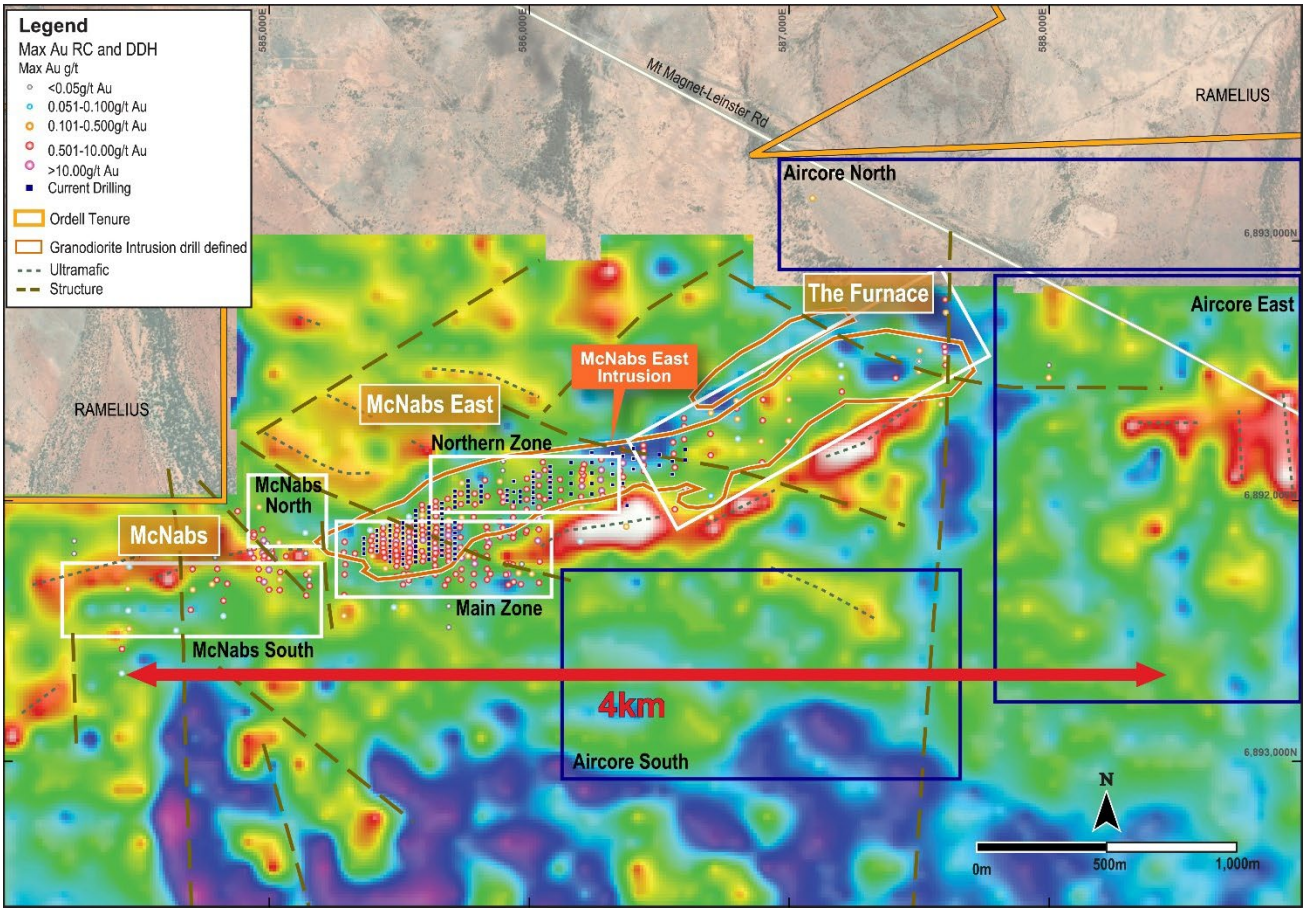

Figure 6. Proposed drilling August to September on 1VD Gravity BA267. Proposed RC drilling highlighted by grey squares with black outlines and aircore drilling within dark blue polygons.

Mineral Resource Estimate

A Mineral Resource Estimate is expected to be completed in the December 2026 Quarter following the receipt of all assays from the current drilling program.

For personal use only

Mining Studies and Approvals

Work on technical studies and approvals will be advanced on a number of fronts for the remainder of 2026 and into the first half of 2027including:

- Metallurgical test work assessment;
- Geotechnical Assessment for both Open Pit and Underground and potentially geotechnical drilling;
- Preliminary open pit optimisations and conceptual mine designs;
- Mining infrastructure design work including Rock Landform (WRL);
- Surface Water (Flooding) Assessment;
- Groundwater and Water Balance Assessment (Section 26D licence recently applied for 10 bores);
- Waste Rock geochemistry and Soil Characterisation Assessments and commencement of test work as recommended;
- Flora, Vegetation and Fauna Survey reviews and further surveys if required;
- Heritage Surveys if required;
- Continued Stakeholder Consultation; and
- Commencing preparation of Mining Development and Closure Proposal (MDCP) and Clearing Permit application.

Goodia Project

The Goodia Project represents an early-stage exploration opportunity located approximately 15km west of Norseman (Figure 7) and is located close to several operating gold mines.

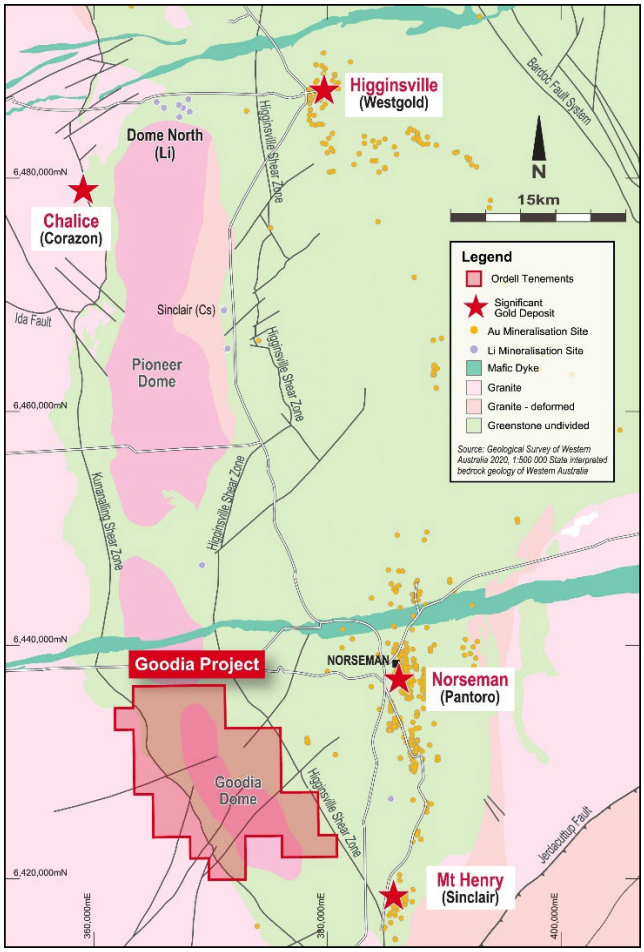

Figure 7. Location of Goodia Project.

During the year, Ordell completed several soil geochemical sampling programs targeting the eastern side of the Goodia Dome. The results have defined extensive and robust surface gold anomalism along the eastern margin of the Goodia Dome.

The sample locations and results are shown on Figures 8 and 9.

For personal use only

For personal use only

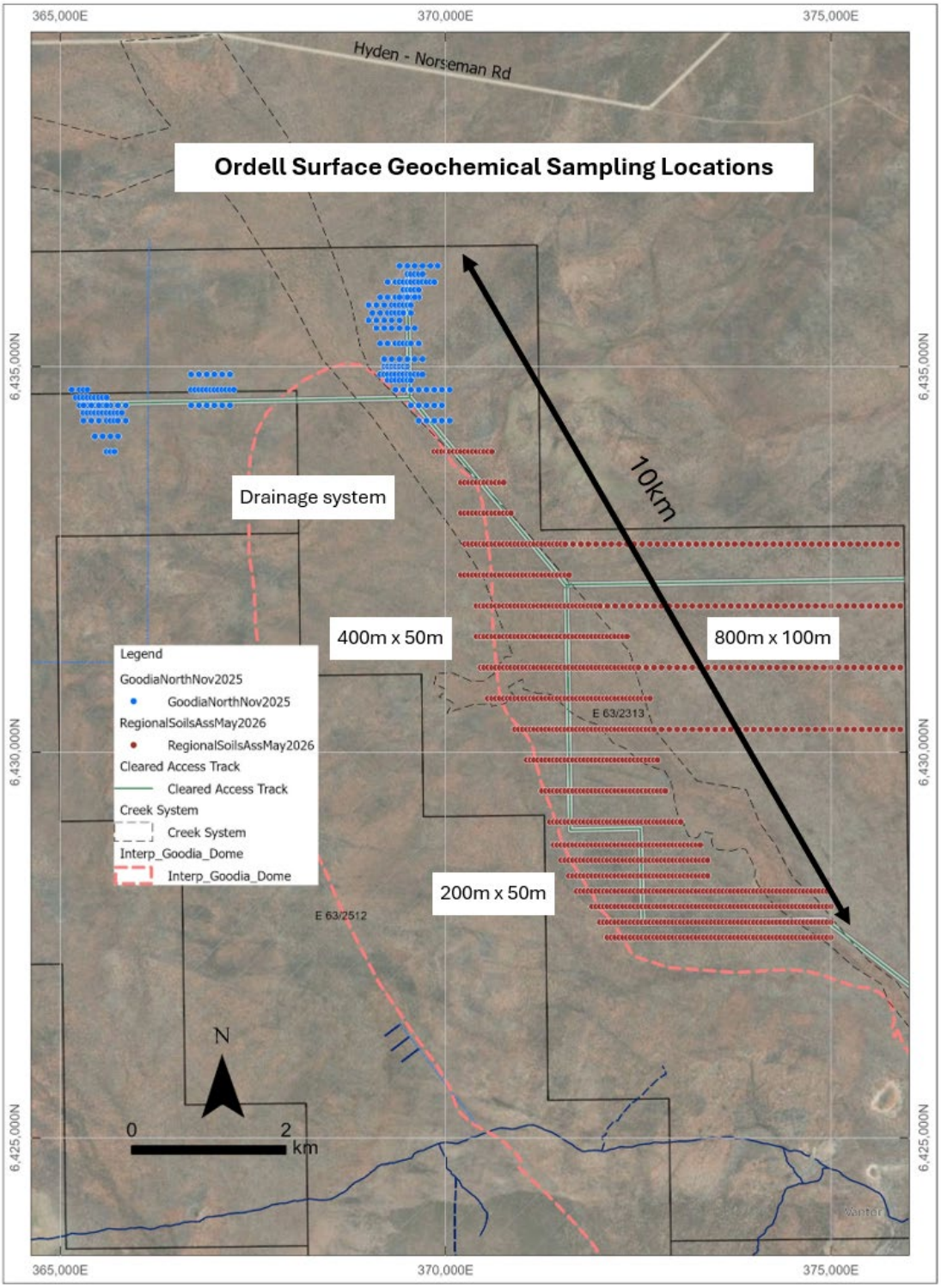

Figure 8. May 2026 sampling locations on the eastern side of Goodia Dome with sample spacings highlighted. May 2026 sampling shown as brown circles and November 2025 sampling in dark blue.

Proposed work programs in FY27 to be completed at Goodia include:

- First-pass air-core drilling to test the geochemical anomalies generated from soil sampling;
- On going sampling to expand surface geochemical coverage particularly to the south;
- Integration of all historical data into Ordell's Goodia Project geological and GIS databases;
- Evaluation of previous gold, lithium, base metal and nickel exploration work undertaken on E63/2512 and E63/1953; and
- Heritage surveying as required.

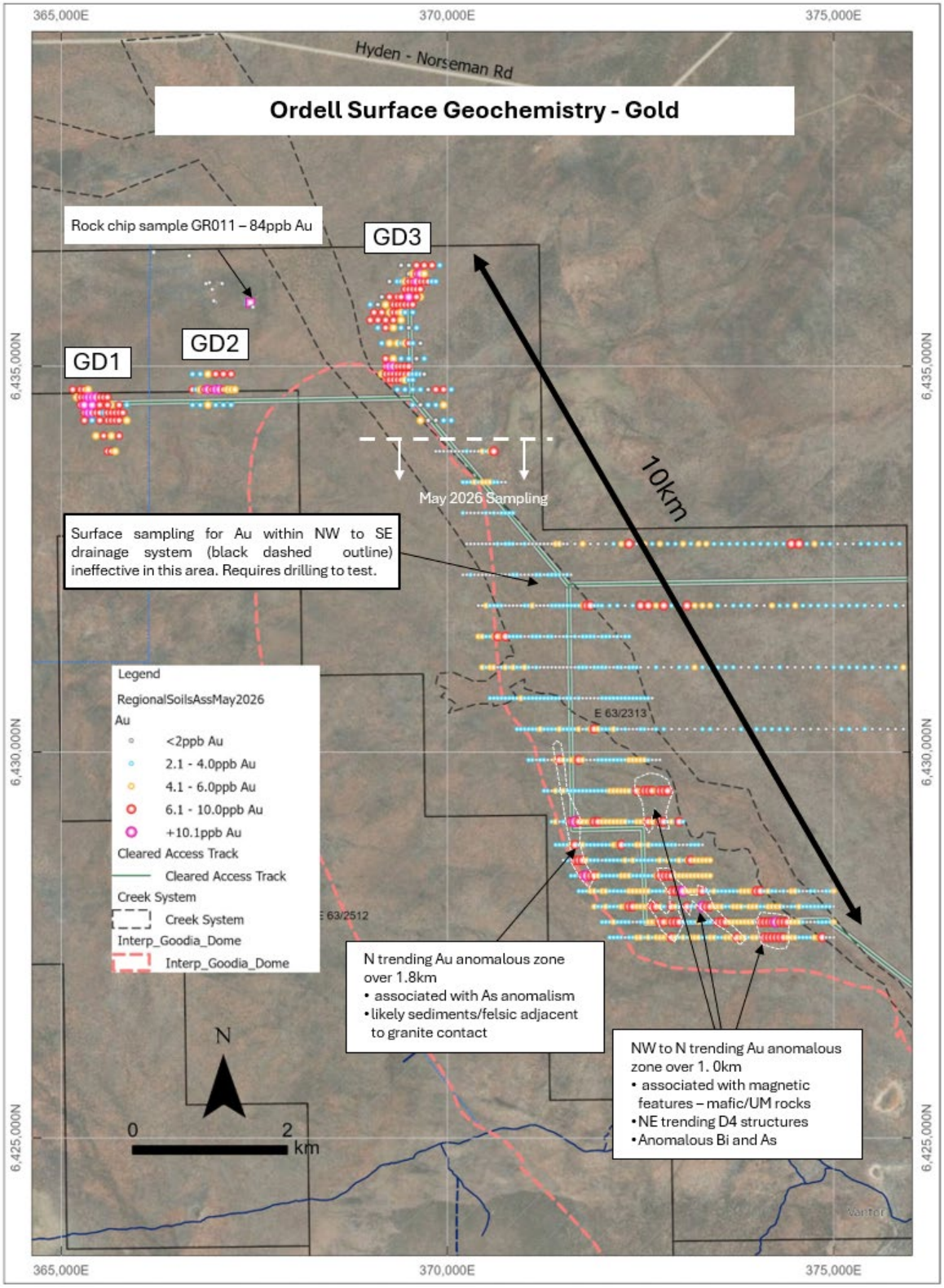

Figure 9. Ordell surface geochemical sample results. Sampling in the drainage channel is interpreted to be ineffective in testing for gold mineralisation within the underlying saprolite/bedrock.

Fisher South

The Fisher South Project is located 400km north of Kalgoorlie in the Laverton district of the northeastern Goldfields (see Figure 10). Fisher South represents an early-stage exploration project, strategically located 40km along strike from Emerald Resources' North Laverton Gold Project.

The Project is highly prospective for gold, nickel and base metal deposits, but has seen only very limited exploration work.

For personal use only

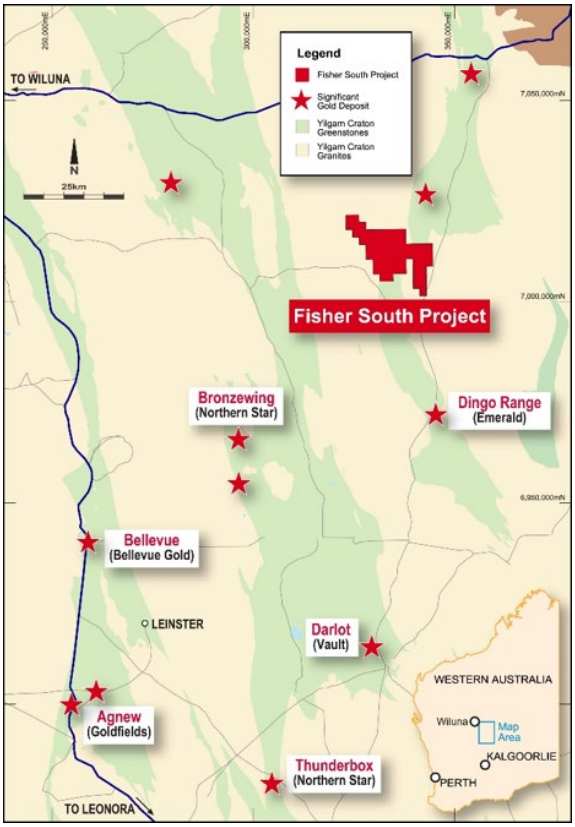

Figure 10. Location of Fisher South Project.

Air-Core Drilling Program

During the year, Ordell completed a 59-hole air core drilling program for 2,717m with drilling completed on a 1,600m x 200m spaced grid.

The objective of the drilling was to gain knowledge of the stratigraphy and regolith in an area (See Figure 11) which is covered by transported overburden (including lake clays) and has had no systematic testing of the regolith/bedrock.

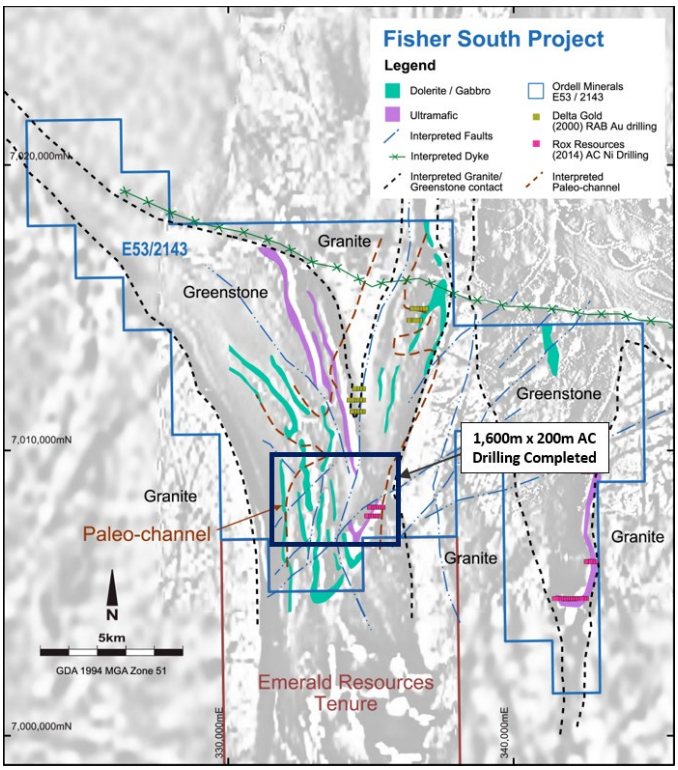

Figure 11. Fisher South Project aircore drilling location on RTP 1VD Magnetics.

For personal use only

Drilling returned a best result of **14m @ 150ppb Au from 45m (EOH 60m) in 26FSAC021**. This result was returned at the northern end of an auger defined (from a previous explorer) gold anomaly which extends for over 1.6km to the south of 26FSAC021 (see Figure 12). This anomaly is interpreted to occur along the western margin of a gravity high and coincident structure interpreted from magnetic data and bounded by two NE trending faults.



Figure 12. Fisher South aircore hole locations on BG267 1VD Gravity.

Multielement assays returned from 1m bottom-of-hole samples on the western side of the drilled area returned anomalous tungsten in **26FSAC059 (1m @ 1,718ppm W from 36m) and 26FSAC053 (1m @ 200ppm W from 39m)**.

For personal use only

Competent Person's Statement

The information in this report that relates to Exploration Results is based on information compiled by Mr Michael Fowler, a Competent Person who is Member of the AusIMM. Michael is a Director and a shareholder of Ordell. He has sufficient experience, which is relevant to the style of mineralisation and type of deposit under consideration and to the activity which he is undertaking to qualify as a Competent Person as defined in the 2012 edition of the JORC Code. Michael consents to the inclusion in the Report of the matters based on his information in the form and context in which it appears.

The references in this report to Exploration Results were reported in accordance with Listing Rule 5.7 in the following announcements:

- *20 August 2025 "Diamond Drilling Expands McNabs East with Wide Intercepts including High Gold Grades";*
- *16 October 2025 "Step-out Drilling Extends Main Zone of Gold Mineralisation at McNabs East to 700m of Strike";*
- *17 November 2025 "Major new 10,000m growth drilling program underway as McNabs East continues to grow";*
- *26 November 2025 "Strong Gold Anomalies Confirmed at the Goodia Project, Western Australia";*
- *21 January 2026 "Shallow, high-grade gold intersected at McNabs East including bonanza grade hit";*
- *10 February 2026 "More strong zones of consistent shallow gold mineralisation intersected at McNabs East";*
- *ASX Release dated 29 April 2026 "New high-grade gold mineralisation intersected at Barimaia Gold Project";*
- *ASX Release dated 2 July 2026 "Extensive Surface Gold Anomalism Identified at Goodia and Fisher South Projects, WA"; and*
- *ASX Release dated 17 August 2026 "Major 14,000m Resource Drilling and Exploration Program Underway at Barimaia Gold Project, WA".*

The Company confirms it is not aware of any new information or data that materially affects the information in the original reports and that the form and context in which the Competent Person's findings are presented have not been materially modified from the original reports.

Table 1: Mineral Resources of Gold Deposits in the Murchison District.

Mineral Resources									
Deposit	Measured and Indicated			Inferred			Total		
	Tonnes (Mt)	Grade (g/t Au)	Au Ounces (Moz)	Tonnes (Mt)	Grade (g/t/ Au)	Au Ounces (Moz)	Tonnes (Mt)	Grade (g/t Au)	Au Ounces (Moz)
Mt Magnet[1]	71.0	1.5	3.47	29.0	1.5	1.40	99.0	1.5	4.90
Cue Gold[1]	7.4	2.3	0.54	22.0	1.2	0.87	30.0	1.5	1.40
Dalgaranga[1]	16.8	4.7	2.52	6.6	2.4	0.50	24.0	4.0	3.00
Big Bell[2]	19.8	2.3	1.45	7.4	2.9	0.69	27.2	2.5	2.14
Paddy Flat[2]	11.0	1.7	0.61	2.6	1.9	0.16	13.6	1.8	0.77
Tuckabianna[2]	3.7	2.8	0.34	2.9	2.6	0.24	6.6	2.7	0.58
Bluebird[2]	7.6	3.0	0.74	6.6	2.6	0.55	14.2	2.8	1.29
Day Dawn[2 3]	3.8	3.7	0.46	4.3	2.7	0.38	8.1	3.2	0.84

1. Ramelius Resources ASX Release, 25 August 2026, "2026 Resources and Reserves Statement"
2. Westgold ASX Release, 3 September 2025, "2025 Mineral Resource Estimate And Ore Reserves"
3. Westgold - Day Dawn includes Great Fingall and Golden Crown

For personal use only

Environmental, Social and Governance (ESG)

Underpinning the business model of the Company is a commitment to sustainability through adherence to high standards of Environmental Social Governance (**ESG**). The Company intends to focus on:

(a) Environment – the Company is committed to safeguarding the environment and managing potential impacts on water, land and air quality.

(b) Climate Change – the Company recognises that climate change is a shared global challenge that requires collective action between business, government and society. The Company supports the move to a low emission economy to reduce future climate change impacts and avoid increasing their severity.

(c) Social – strong community relationships are the foundation of our social licence to operate and we aim to make a meaningful contribution to the communities in the regions where our projects are located.

(d) People - we aim to create an inclusive and supportive workplace, where people are empowered and aligned. Our future success and ability to execute our strategic plan depends on attracting and retaining the right people with the right skills.

(e) Governance – we support on-going development of good corporate governance and believe that high standards of governance create a corporate culture that values integrity and ethical behaviour. Strong, effective governance is essential for earning the trust of our stakeholders.

For personal use only

Risk Management

The Board is responsible for ensuring that risks, and also opportunities, are identified on a timely basis and that activities are aligned with the risks and opportunities identified by the Board. The Board believes that it is crucial for all Board members to be a part of this process, and as such the Board has not established a separate risk management committee. The Board has a number of mechanisms in place to ensure that management's objectives and activities are aligned with the risks identified by the Board. These include the following:

- Board approval of a strategic plan, which encompasses strategy statements designed to meet stakeholders' needs and manage business risk.
- Implementation of Board approved operating plans and budgets and Board monitoring of progress against these budgets.

Summarised below is a brief outline of some of the key risks that have been identified by the Board.

Exploration and operations

The future exploration activities of the Company may be affected by a range of factors including geological conditions, limitations on activities due to permitting requirements, availability of appropriate exploration equipment, exploration costs, seasonal weather patterns, unanticipated operational and technical difficulties, industrial and environmental accidents and many other factors beyond the control of the Company.

The Company's projects are at early stages of exploration. There can be no assurance that future exploration of these exploration licences, or any other mineral licences that may be acquired in the future, will result in the discovery of an economic resource. Even if an apparently viable resource is identified, there is no guarantee that it can be economically exploited.

Exploration costs

The exploration costs of the Company are based on certain assumptions with respect to the method and timing of exploration. By their nature, these estimates and assumptions are subject to significant uncertainty, and accordingly, the actual costs may materially differ from the estimates and assumptions. Accordingly, no assurance can be given that the cost estimates and the underlying assumptions will be realised in practice, which may materially and adversely impact the Company's viability.

Expenditure requirements on tenements

Pursuant to the licences comprising the Company's projects, the Company is subject to payment and expenditure obligations. In particular, tenement holders are required to expend the funds necessary to meet the minimum work commitments attaching to the tenements. Failure to meet these work commitments may render the tenements subject to forfeiture or result in the tenement holders being liable for penalties or fees. Further, if any contractual obligations are not complied with when due, in addition to any other remedies that may be available to other parties, this could result in dilution or forfeiture of the Company's interest in the projects.

Climate

There are a number of climate-related factors that may affect the operations and proposed activities of the Company. The climate change risks particularly attributable to the Company include:

(a) the emergence of new or expanded regulations associated with the transitioning to a lower-carbon economy and market changes related to climate change mitigation. The Company may be impacted by changes to local or international compliance regulations related to climate change mitigation efforts, or by specific taxation or penalties for carbon emissions or environmental damage. These examples sit amongst an array of possible restraints on industry that may further impact the Company and its business viability. While the Company will endeavour to manage these risks and limit any consequential impacts, there can be no guarantee that the Company will not be impacted by these occurrences; and

(b) climate change may cause certain physical and environmental risks that cannot be predicted by the Company, including events such as increased severity of weather patterns and incidence of extreme weather events and longer-term physical risks such as shifting climate patterns. All these risks associated with climate change may significantly change the industry in which the Company operates.

Native title

The Company may be required to negotiate access arrangements and pay compensation to landowners, local authorities, traditional land users and others who may have an interest in the area covered by a mining tenement. Access is required for exploration and development to succeed. The Company's ability to resolve access and compensation issues will have an impact on the future success and financial performance of Ordell's operations.

No Resources or Reserves

The Company's Projects do not currently contain any JORC-compliant Resources or Reserves. Whilst the Company's focus will be to achieve exploration success, there can be no guarantee that its exploration activities will result in the delineation of new Resources or Reserves.

Access to Funding

The Group's ability to successfully develop projects is contingent on the ability to fund those projects from operating cash flows or through affordable debt and equity raisings.

Environmental Regulation and Performance

The Company is subject to significant environmental regulation in respect to its exploration activities. The Company aims to ensure the appropriate standard of environmental care is achieved, and in doing so, that it is aware of and is in compliance with all environmental legislation. The Directors of the Company are not aware of any breach of environmental legislation for the year under review.

The directors have considered the National Greenhouse and Energy Reporting Act 2007 (the NGER Act) which introduced a single national reporting framework for the reporting and dissemination of information about greenhouse gas emissions, greenhouse gas projects, and energy use. At the current stage of development, the directors have determined that the NGER Act will have no effect on the Group for the current, nor subsequent, financial year. The directors will reassess this position as and when the need arises.

Indemnifying Officers or Auditor

During the financial year the Group paid a premium in respect of a contract insuring the Directors and Secretary of the Group against a liability incurred as such to the extent permitted by the Corporations Act 2001. The contract of insurance prohibits disclosure of the nature of the liability and the amount of the premium. The Group has entered into a Deed of Indemnity, Insurance and Access with each Director and Secretary. In Summary the Deed provides for:

- Access to corporate records for each Director for a period after ceasing to hold office in the Group;
- The provision of Directors and Officers Liability Insurance; and
- Indemnity for legal costs incurred by Directors in carrying out the business affairs of the Group.

Except for the above the Group has not otherwise, during or since the financial year, except to the amount permitted by law, indemnified or agreed to indemnify an officer or auditor of the Group or of any related body corporate against a liability incurred as such an officer or auditor.

Proceedings on Behalf of the Company

No person has applied to the Court under section 237 of the *Corporations Act 2001* for leave to bring proceedings on behalf of the Company, or to intervene in any proceedings to which the Company is a party, for the purpose of taking responsibility on behalf of the Company for all or any part of those proceedings.

For personal use only

Non-Audit Services

The Group may decide to employ the auditor on assignments additional to their statutory audit duties where the auditor's expertise and experience with the Group are important.

Details of the amounts paid to the Group's previous auditor (Dry Kirkness (Audit) Pty Ltd) for non-audit services provided during the year are set out below.

The Board of Directors has considered the position and is satisfied that the provision of the non-audit services is compatible with the general standard of independence for auditors imposed by the Corporations Act 2001. The Directors are satisfied that the provision of non-audit services by the auditor, as set out below, did not compromise the auditor independence requirements of the Corporations Act 2001.

	30 June 2026 $	30 June 2025 $
Other Services – Preparation of Investigating Accountant's Report included in Prospectus for IPO Listing		
Dry Kirkness (Audit) Pty Ltd (former auditor)	-	12,500
	-	12,500

The Company's current auditor, Hall Chadwick WA Audit Pty Ltd, has not provided any non-audit services.

Significant Changes in the State of Affairs

During the year the Company completed two capital raisings raising a total of $10.85 million (before costs).

Events Occurring After the Reporting Period

During July and August 2026, the Company issued 182,500 shares pursuant to the exercise of performance rights.

Other than the above there has not arisen in the interval between the end of the reporting period and the date of this report, any item, transaction or event of a material and unusual nature likely, in the opinion of the Directors of the Company to affect substantially the operations of the Group, the results of those operations or the state of affairs of the Group in subsequent financial years.

Options

At the date of this report, the following unlisted options are on issue over ordinary shares of the Company.

Date options granted	Number of unissued shares under option	Exercise price per option	Expiry date of options
30 November 2022	7,000,000	$0.25	30/11/2027
30 November 2022	6,500,000	$0.35	30/11/2027
15 July 2024	2,000,000	$0.25	15/07/2028
15 July 2024	2,000,000	$0.35	15/07/2028
17 July 2024	75,000	$0.35	17/07/2028
Total options on issue	**17,575,000**		

Options granted carry no dividend or voting rights.

Performance Rights

At the date of this report there are 2,827,500 performance rights on issue over ordinary shares of the Company.

During the year 2,212,500 performance rights were issued to employees of the Company and 662,500 vested and were exercised into shares. A further 182,500 performance rights vested and were exercised into shares after the end of the financial year and up to the date of this report.

Performance Rights granted carry no dividend or voting rights.

Likely Developments and Expected Results

All information regarding likely developments and expected results is contained in the Finance and Operating Review sections in this report.

For personal use only

DIRECTORS' REPORT

REMUNERATION REPORT (AUDITED)

The information provided in this remuneration report has been audited as required by section 308(3C) of the Corporations Act 2001.

This report details the nature and amount of each element of the remuneration of each of the key management personnel ("KMP") of the Company (defined as "Directors", both Non-Executive and Executive).

A. Remuneration Policy

The remuneration policy of Ordell Minerals Limited has been designed to align Director and executive objectives with shareholder and business objectives by providing a fixed remuneration component and offering specific long-term incentives for executives based on key performance areas affecting the Company's financial results. The Board believes the remuneration policy to be appropriate and effective in its ability to attract and retain the best management and Directors to run and manage the Company, as well as creating congruence between Directors, executives, and shareholders.

The Board's policy for determining the nature and amount of remuneration for Board members and senior executives of the Company is as follows.

The remuneration policy, setting the terms and conditions for the Managing Director and other senior executives, was developed and approved by the Board. All executives receive a base salary (which is based on factors such as length of service and experience) and superannuation. The Board reviews executive packages periodically by reference to the Company's performance, executive performance, and comparable information from industry sectors and other listed companies in similar industries.

Executives are also entitled to participate in employee incentive arrangements.

All remuneration paid to Directors is valued at the cost to the Company and expensed. Options granted to Directors are valued using the Black-Scholes methodology.

Remuneration levels for Non-Executive Directors are set by reference to market rates for comparable companies for time, commitment, and responsibilities. The Board determines payments to the Non-Executive Directors and reviews their remuneration periodically based on market practice, duties and accountability. Independent external advice is sought when required. The maximum aggregate amount of fees that can be paid to Non-Executive Directors is subject to approval by shareholders at the Annual General Meeting (currently $500,000). To align Directors' interests with shareholder interests, the Directors are encouraged to hold shares in the Company. Non-Executive Directors may be granted options or other equity incentives from time to time to provide a meaningful additional incentive for their ongoing commitment and dedication to the continued growth of the Company and to assist in attracting the highest calibre director, whilst maintaining the Company's cash reserves.

The remuneration policy has been tailored to increase the direct positive relationship between shareholders' investment objectives and KMP's performance. The Company believes this policy will be effective in increasing shareholder wealth. There is no direct link between remuneration paid to Non-Executive Directors and corporate performance.

Use of remuneration consultants

The Company did not employ the services of any remuneration consultants during the financial year ended 30 June 2026.

Voting and comment made at the Group's 2025 Annual General Meeting

The Company received 99.43% of "For" votes on its remuneration report for the 2025 financial year. The Company did not receive any specific feedback at the AGM or throughout the year on its remuneration practices.

For personal use only

B. Details of Remuneration

The following table outlines benefits and payment details as well as the components of remuneration for each member of the KMP of the Company.

	Short-Term Benefits		Post-Employment Benefits			
	Salary and Fees $	Other Benefits $	Super-annuation $	Share Based Payments $	Total $	Remuneration Performance Based %
2026						
T McKeith	**75,000**	**-**	**9,000**	**-**	**84,000**	**-%**
M Fowler[1, 2]	**250,000**	**4,072**	**30,000**	**143,270**	**427,342**	**33.5%**
D Gordon	**56,000**	**-**	**-**	**-**	**56,000**	**-%**
Total	**381,000**	**4,072**	**39,000**	**143,270**	**567,342**	
2025						
T McKeith	75,000	-	8,625	-	83,625	-%
M Fowler[1]	250,000	3,044	28,750	-	281,794	-%
D Gordon	55,750	-	-	-	55,750	-%
Total	380,750	3,044	37,375	-	421,169	

[1] M Fowler – "Other Benefits" consists of movement in annual leave provision recognised in accordance with the Company's leave policies and provision of car parking.

[2] M Fowler – "Share Based Payments" consist of amortised value of equity settled share-based payments for issue of performance rights.

Equity instrument disclosures relating to KMP

The number of ordinary shares held by each KMP of the Company during the financial year is as follows:

	Balance at the start of the year	Other changes during the year[1]	Balance at the end of the year
2026			
Ordinary Shares			
T McKeith	**1,450,000**	**-**	**1,450,000**
M Fowler	**4,250,000**	**-**	**4,250,000**
D Gordon	**666,666**	**-**	**666,666**
Total	**6,366,666**	**-**	**6,366,666**
2025			
Ordinary Shares			
T McKeith	1,200,000	250,000	1,450,000
M Fowler	4,000,000	250,000	4,250,000
D Gordon	416,666	250,000	666,666
Total	**5,616,666**	**750,000**	**6,366,666**

[1] Other changes in FY25 consist of shares acquired on IPO listing of the Company in July 2024.

For personal use only

The number of options on issue over ordinary shares of the Company held by each KMP of the Company during the financial year is as follows:

	Balance at the start of the year	Other changes during the year	Balance at the end of the year	Vested and exercisable[1]
2026				
Unlisted Options				
T McKeith	**3,000,000**	**-**	**3,000,000**	**3,000,000**
M Fowler	**8,000,000**	**-**	**8,000,000**	**8,000,000**
D Gordon	**2,000,000**	**-**	**2,000,000**	**2,000,000**
Total	**13,000,000**	**-**	**13,000,000**	**13,000,000**
2025				
Unlisted Options				
T McKeith	3,000,000	-	3,000,000	3,000,000
M Fowler	8,000,000	-	8,000,000	8,000,000
D Gordon	2,000,000	-	2,000,000	2,000,000
Total	**13,000,000**	-	**13,000,000**	**13,000,000**

[1] Options have vested but are not exercisable until end of ASX mandated escrow period on 19 July 2026.

The number of performance rights on issue over ordinary shares of the Company held by each KMP of the Company during the financial year is as follows:

	Balance at the start of the year	Granted as remuneration[1]	Balance at the end of the year	Vested and exercisable
2026				
Unlisted Performance Rights				
T McKeith	**-**	**-**	**-**	**-**
M Fowler[2]	**-**	**1,000,000**	**1,000,000**	**500,000**
D Gordon	**-**	**-**	**-**	**-**
Total	**-**	**1,000,000**	**1,000,000**	**500,000**
2025				
Unlisted Performance Rights				
T McKeith	-	-	-	-
M Fowler	-	-	-	-
D Gordon	-	-	-	-
Total	**-**	-	**-**	**-**

[1] The issue of performance rights to M Fowler under the Company's Employee Incentive Securities Plan was approved by shareholders pursuant to ASX Listing Rule 10.14.

[2] M Fowler – Value of rights granted on issue date is $295,000. The maximum value remaining to be expensed is $151,730.

Service Agreements

Non-Executive Directors

On appointment to the Board, all non-executive directors enter into a service agreement with the Company in the form of a letter of appointment. The letter summarises the Board policies and terms, including compensation, relevant to the office of director.

Effective from May 2024, the Non-Executive Chairman receives a fee of $75,000 per annum, plus statutory superannuation, and Non-Executive Directors receive a fee of $50,000 per annum, plus statutory superannuation.

Executive Directors

The Company entered into a formal employment contract with Mr Michael Fowler commencing 1 May 2024. The employment contract for Mr Fowler has no fixed term and does not prescribe how remuneration levels are to be modified from year to year. A summary of the main provisions of this contract is set out below:

For personal use only

NAME	TERMS
Michael Fowler (Managing Director and CEO)	Base salary of $250,000 (exclusive of superannuation contributions), reviewed annually. 3 months' notice by Mr. Fowler or the Company. Termination payments to reflect appropriate notice, except in cases of termination for cause. Mr Fowler shall be eligible to participate in any Short Term or Long Term Incentive Schemes that the Company may offer.

C. Share-Based Compensation

Employee Incentive Securities Plan

The Group has implemented an Employee Incentive Securities Plan under which rights and options are granted at the discretion of the Board to align the interests of directors, executives and employees with those of shareholders.

Each performance right or option issued converts into one ordinary share of the Company on exercise. No amounts are paid or payable by the recipient on receipt of the performance right or option. Performance rights and options neither carry rights to dividends nor voting rights. Performance rights may be exercised at any time once the relative performance hurdle has been satisfied prior to expiry date. Options may be exercised at any time from the date of vesting to the date of their expiry by paying the exercise price.

D. Other Transactions with Directors and Key Management Personnel

There were no loans or any other transactions with key management personnel during the year (2025: Nil).

Company's Performance

The table below sets out information about the Company's earnings and movements in shareholder wealth for the past four years up to and including the current financial year. The Company was only formed in October 2022.

	2026	2025	2024	2023
Net loss after tax ($)	**$6,007,751**	$3,380,409	$182,204	$345,665
Basic loss per share (cents)	**(9.55)**	(6.95)	(1.70)	(5.17)
Share price at end of the year	**$0.45**	$0.405	-	-
Undiluted market capitalisation at end of the year[1]	**$33,953,347**	$20,339,507	-	-

[1] Ordell listed on the ASX in July 2024

END OF AUDITED REMUNERATION REPORT

For personal use only

DIRECTORS' REPORT

Rounding amounts

In accordance with ASIC Corporations (Rounding in Financial/Directors' Reports) Instrument 2016/191, the amounts in the directors' report and in the financial report have been rounded to the nearest dollar.

Corporate Governance

A copy of Ordell's 2026 Corporate Governance Statement, which provides detailed information about governance, and a copy of Ordell's Appendix 4G which sets out the Company's compliance with the recommendations in the fourth edition of the ASX Corporate Governance Council's Principles and Recommendations is available on the corporate governance section of the Company's website at https://www.ordellminerals.com.au/corporate-governance

Auditor's Independence Declaration

A copy of the Auditor's Independence Declaration as required under section 307C of the *Corporations Act 2001* can be found on the following page.

This report is made in accordance with a resolution of the Board of Directors.

DATED at Perth this 7th day of September 2026

Michael Fowler
Managing Director

For personal use only

For personal use only

To the Board of Directors

AUDITOR'S INDEPENDENCE DECLARATION UNDER SECTION 307C OF THE CORPORATIONS ACT 2001

As lead audit director for the audit of the financial statements of Ordell Minerals Limited for the financial year ended 30 June 2026, I declare that to the best of my knowledge and belief, there have been no contraventions of:

- the auditor independence requirements of the *Corporations Act 2001* in relation to the audit; and
- any applicable code of professional conduct in relation to the audit.

Yours Faithfully,

HALL CHADWICK WA AUDIT PTY LTD

D M BELL FCA
Director

Dated this 7th day of September 2026
Perth, Western Australia

For personal use only

CONSOLIDATED STATEMENT OF PROFIT OR LOSS AND OTHER COMPREHENSIVE INCOME

For the year ended 30 June 2026

	Note	30 June 2026	30 June 2025
		$	$
Revenue			
Interest income	3	164,684	80,561
Expenditure			
Corporate employee expenses	4	(430,786)	(341,792)
Share-based payments expenses	4	(505,914)	(156,871)
Borrowing and finance costs	4	(4,813)	(7,584)
Depreciation	4	(108,373)	(83,287)
Exploration expenses		(4,733,109)	(2,407,025)
Other expenses	4	(389,440)	(464,411)
Loss before income tax		**(6,007,751)**	**(3,380,409)**
Income tax expense	5	-	-
Loss for the year		**(6,007,751)**	**(3,380,409)**
Other comprehensive loss for the year, net of tax		**-**	**-**
Total comprehensive loss for the year attributable to the members of the parent entity		**(6,007,751)**	**(3,380,409)**
Basic and diluted loss per share (cents)	6	(9.55)	(6.95)

The above consolidated statement of profit or loss and other comprehensive income should be read in conjunction with the accompanying notes

For personal use only

CONSOLIDATED STATEMENT OF FINANCIAL POSITION
As at 30 June 2026

	Note	30 June 2026	30 June 2025
		$	$
Current assets			
Cash and cash equivalents	7	8,215,042	2,759,055
Prepayments	8	91,343	66,307
Other receivables	9	582,609	342,391
Total current assets		**8,888,994**	**3,167,753**
Non-current assets			
Plant and equipment	10	174,303	91,086
Right-of-use assets	11	71,360	142,721
Exploration and evaluation assets	12	1,787,907	1,702,665
Total non-current assets		**2,033,570**	**1,936,472**
Total assets		**10,922,564**	**5,104,225**
Current liabilities			
Trade and other payables	13	1,244,963	647,596
Provisions	14	41,805	19,184
Lease liabilities	15	86,428	81,453
Total current liabilities		**1,373,196**	**748,233**
Non-current liabilities			
Lease liabilities	15	-	86,428
Total non-current liabilities		**-**	**86,428**
Total liabilities		**1,373,196**	**834,661**
Net assets		**9,549,368**	**4,269,564**
Equity			
Issued capital	17	18,339,838	7,142,086
Reserves	18	1,125,559	1,035,756
Accumulated losses		(9,916,029)	(3,908,278)
Total equity		**9,549,368**	**4,269,564**

The above consolidated statement of financial position should be read in conjunction with the accompanying notes

For personal use only

CONSOLIDATED STATEMENT OF CHANGES IN EQUITY
For the year ended 30 June 2026

	Note	Issued capital	Share based payments reserve	Accumulated losses	Total equity
		$	$	$	$
Balance 1 July 2024		703,151	219,885	(527,869)	**395,167**
Loss for the year		-	-	(3,380,409)	**(3,380,409)**
Other comprehensive income		-	-	-	**-**
Total comprehensive loss for the year		-	-	(3,380,409)	**(3,380,409)**
Shares issued		7,403,750	-	-	**7,403,750**
Share issue costs		(964,815)	-	-	**(964,815)**
Share-based payments expense		-	156,871	-	**156,871**
Issue of options		-	659,000	-	**659,000**
Balance 30 June 2025		**7,142,086**	**1,035,756**	**(3,908,278)**	**4,269,564**
Balance 1 July 2025		7,142,086	1,035,756	(3,908,278)	**4,269,564**
Loss for the year		-	-	(6,007,751)	**(6,007,751)**
Other comprehensive income		-	-	-	**-**
Total comprehensive loss for the year		-	-	(6,007,751)	**(6,007,751)**
Shares issued	17	11,503,993	-	-	**11,503,993**
Share issue costs	17	(722,352)	-	-	**(722,352)**
Share-based payments expense	4	-	505,914	-	**505,914**
Transfer share-based payments reserve to issued capital	17	416,111	(416,111)	-	**-**
Balance 30 June 2026		**18,339,838**	**1,125,559**	**(9,916,029)**	**9,549,368**

The above consolidated statement of changes in equity should be read in conjunction with the accompanying notes

CONSOLIDATED STATEMENT OF CASH FLOWS
For the year ended 30 June 2026

	Note	30 June 2026	30 June 2025
		$	$
Cash flows from operating activities			
Interest income		154,821	64,687
Payments to suppliers and employees		(813,080)	(727,716)
Payments for exploration expenditure		(4,380,470)	(2,139,114)
Net cash used in operating activities	7	**(5,038,729)**	**(2,802,143)**
Cash flows from investing activities			
Purchases of plant and equipment		(120,229)	(103,013)
Payments for tenement acquisitions		(50,000)	(41,915)
Net cash used in investing activities		**(170,229)**	**(144,928)**
Cash flows from financing activities			
Proceeds from issue of shares		11,468,751	6,000,000
Costs associated with shares issued		(722,352)	(542,761)
Lease payments		(81,454)	(46,200)
Net cash provided by financing activities		**10,664,945**	**5,411,039**
Net increase in cash and cash equivalents held		**5,455,987**	**2,463,968**
Cash and cash equivalents at the beginning of the year		2,759,055	295,087
Cash and cash equivalents at the end of the year	7	**8,215,042**	**2,759,055**

The above consolidated statement of cash flows should be read in conjunction with the accompanying notes

For personal use only

For personal use only

NOTE 1: SUMMARY OF MATERIAL ACCOUNTING POLICIES

This note provides a list of the material accounting policies adopted in the preparation of these consolidated financial statements to the extent they have not already been disclosed in the other notes below. These policies have been consistently applied to all the years presented, unless otherwise stated. The consolidated financial statements are for the Group consisting of Ordell Minerals Limited and its subsidiaries.

(a) Reporting Entity

Ordell Minerals Limited ("Ordell" or the "Company") is a company limited by shares, incorporated and domiciled in Australia, whose shares are publicly traded on the Australian Securities Exchange.

A description of the nature of operations and principal activities of Ordell and its subsidiaries (collectively, the "Group") is included in the Directors' Report, which is not part of these financial statements.

(b) Basis of Preparation

Statement of compliance

The consolidated financial statements are general purpose financial statements which have been prepared in accordance with Australian Accounting Standards Board (AASB) and the Corporations Act 2001. The consolidated financial statements comply with International Financial Reporting Standards (IFRS) adopted by the International Accounting Standards Board (IASB).

The financial statements were authorised for issue in accordance with a resolution of the Directors on 7 September 2026.

Historical cost convention

These financial statements have been prepared under the historical cost convention, except for, where applicable, the revaluation of financial assets and liabilities at fair value through profit or loss, financial assets at fair value through other comprehensive income and derivative financial instruments.

Functional and presentation currency

The financial statements are presented in Australian dollars, which is Ordell's functional and presentation currency.

Rounding of Amounts

The Company is of a kind referred to in Corporations Instrument 2016/191, issued by the Australian Securities and Investments Commission, relating to 'rounding-off'. Amounts in this report have been rounded off in accordance with that Corporations Instrument to the nearest dollar.

New and amended accounting standards and policies adopted by the Group

The Group has adopted all the new or amended Accounting Standards and Interpretations issued by the Australian Accounting Standards Board ('AASB') that are mandatory for the current period.

Any new or amended Accounting Standards or Interpretations that are not yet mandatory have not been early adopted.

Accounting Standards issued but not yet effective

Certain new accounting standards, amendments to accounting standards and interpretations have been published that are not mandatory for 30 June 2026 reporting periods and have not been early adopted by the Group. These standards, amendments or interpretations are not expected to have a material impact on the entity in the current or future reporting periods and on foreseeable future transactions

Critical accounting estimates

The preparation of these financial statements requires the use of certain critical accounting estimates. It also requires management to exercise its judgement in the process of applying the consolidated entity's accounting policies. The areas involving a higher degree of judgement or complexity, or areas where assumptions and estimates are significant to the financial statements, are disclosed in notes.

NOTE 1: SUMMARY OF MATERIAL ACCOUNTING POLICIES (continued)

(c) Goods and Services Tax ("GST") and other similar taxes

Revenues, expenses and assets are recognised net of the amount of associated GST, unless the GST incurred is not recoverable from the tax authority. In this case it is recognised as part of the cost of the acquisition of the asset or as part of the expense.

Receivables and payables are stated inclusive of the amount of GST receivable or payable. The net amount of GST recoverable from, or payable to, the tax authority is included in other receivables or other payables in the statement of financial position.

Cash flows are presented on a gross basis. The GST components of cash flows arising from investing or financing activities which are recoverable from, or payable to the tax authority, are presented as operating cash flows.

Commitments and contingencies are disclosed net of the amount of GST recoverable from, or payable to, the tax authority.

(d) Principles of Consolidation

The consolidated financial statements comprise the financial statements of the Group. A list of controlled entities (subsidiaries) at year end is contained in Note 21(a).

The financial statements of subsidiaries are prepared for the same reporting period as the parent company, using consistent accounting policies. Adjustments are made to bring into line any dissimilar accounting policies that may exist.

In preparing the consolidated financial statements, all intercompany balances and transactions, income and expenses and profits and losses resulting from intra-group transactions have been eliminated. Subsidiaries are consolidated from the date on which control is obtained to the date on which control is disposed. The acquisition of subsidiaries is accounted for using the acquisition method of accounting.

(e) Other Accounting Policies

Significant and other accounting policies that summarise the measurement basis used and are relevant to an understanding of the financial statements, are provided throughout the notes to the financial statements. Where possible, wording has been simplified to provide clearer commentary on the financial report of the Group. Accounting policies determined non-significant are not included in the financial statements.

The Notes to the Financial Statements

The notes include information which is required to understand the financial statements and is material and relevant to the operations and the financial position and performance of the Group. Information is considered relevant and material if, for example:

- the amount is significant due to its size or nature;
- the amount is important for understanding the results of the Group;
- it helps to explain the impact of significant changes in the Group's business; or
- it relates to an aspect of the Group's operations that is important to its future performance.

The notes are organised into the following sections:

- Performance for the year;
- Operating assets and liabilities; and
- Capital structure and risk.

Other Disclosures

A brief explanation is included under each section.

Performance for the Year

This section of the notes provides further information on key line items relevant to the financial performance of the Group. It includes profitability, the resultant return to shareholders via earnings per share and dividends.

For personal use only

NOTE 2: SEGMENT INFORMATION

The Group has identified its operating segments based on the internal reports that are reviewed and used by the Board of Directors in assessing performance and determining the allocation of resources. Reportable segments disclosed are based on one operating segment. The Group's sole activity is exploration and development of mineral interests in Western Australia, wholly within Australia. Given the Company's strategy and location of the assets, all key operational decisions in relation to the different assets are made from a consolidated perspective. This encourages efficiencies and cost savings as well as the ongoing realisation of synergies that cannot be realised if the operational decisions are considered in isolation. Therefore, the Company has aggregated all operating segments into the one reportable segment being exploration and development.

NOTE 3: REVENUE

Accounting Policy

Interest income is recognised on a time proportion basis using the effective interest method.

	30 June 2026 $	30 June 2025 $
Interest income	164,684	80,561
	164,684	**80,561**

NOTE 4: EXPENSES

Accounting Policies

Depreciation

The depreciable amount of plant and equipment and right-of-use leased assets are depreciated on a straight-line basis over the asset's useful life to the Group commencing from the time the asset is held ready for use.

The estimated useful lives for plant and equipment is 3 to 5 years.

Depreciation methods, useful lives and residual values are reviewed at each reporting date.

	30 June 2026 $	30 June 2025 $
Corporate employee expenses		
Salaries and wages	231,789	173,545
Director fees	131,000	130,750
Superannuation	34,100	33,322
Other employment expenses	33,897	4,175
	430,786	**341,792**
Share-based payments expense		
Expense to recognise the movement in the fair value of options and performance rights	505,914	156,871
	505,914	**156,871**
Borrowing and finance costs		
Interest expense on borrowings – lease liability	4,813	7,584
	4,813	**7,584**
Depreciation		
Depreciation expense – plant and equipment	37,012	11,927
Depreciation expense – right-of-use leased assets	71,361	71,360
	108,373	**83,287**
Other expenses		
Administration and corporate	389,440	464,411
	389,440	**464,411**

For personal use only

For personal use only

NOTE 5: INCOME TAX

Accounting Policy

Current Tax

Current tax is the expected tax payable on the taxable income for the year, using tax rates enacted or substantially enacted at the reporting date, and any adjustment to tax payable in respect of previous years.

Deferred Tax Assets and Liabilities

Deferred tax assets and liabilities are recognised for temporary timing differences at the tax rates expected to apply when the assets are recovered or liabilities are settled, based on those tax rates which are enacted or substantially enacted for each jurisdiction. The relevant tax rates are applied to the cumulative amounts of deductible and taxable temporary differences to measure the deferred tax asset or liability. An exception is made for certain temporary differences arising from the initial recognition of an asset or a liability. No deferred tax asset or liability is recognised in relation to those timing differences if they arose in a transaction, other than a business combination, that at the time of the transaction did not affect either accounting profit or taxable profit or loss.

Deferred tax assets are recognised for deductible temporary differences and unused tax losses only if it is probable that future taxable amounts will be available to utilise those temporary differences and losses.

Deferred tax liabilities and assets are not recognised for temporary differences between the carrying amount and tax bases of investments in controlled entities where the parent is able to control the timing of the reversal of the temporary differences and it is probable that the differences will not reverse in the foreseeable future.

Deferred tax assets and liabilities are offset when there is a legally enforceable right to offset current tax assets and liabilities and when the deferred tax balances relate to the same taxation authority. Current tax assets and liabilities are offset where the entity has a legally enforceable right to offset and intends either to settle on a net basis, or to realise the asset and settle the liability simultaneously.

Current and deferred tax balances attributable to amounts recognised directly in equity are also recognised directly in equity.

Key Estimates and Assumptions

Recognition of benefit from deferred tax losses

The future recoverability of carried forward tax losses are dependent upon the Group's ability to generate taxable profits in the future in the same tax jurisdiction in which the losses arise. This is also subject to determinations and assessments made by taxation authorities. The recognition of a deferred tax asset on carried forward tax losses (in excess of taxable temporary differences) is dependent on management's assessment of these two factors. The ultimate recoupment and the benefit of these tax losses could differ materially from management's assessment.

Potential deferred tax assets attributable to tax losses and exploration expenditure carried forward have not been brought to account at 30 June 2026 because the Directors do not believe it is appropriate to regard realisation of the deferred tax assets as probable at this point in time. These benefits will only be obtained if:

- the Group derives future assessable income of a nature and of an amount sufficient to enable the benefit from the deductions for the loss and exploration expenditure to be realised;
- the Group continues to comply with conditions for deductibility imposed by law; and
- no changes in tax legislation adversely affect the Group in realising the benefit from the deductions for the loss and exploration expenditure.

NOTE 5: INCOME TAX (continued)

	30 June 2026 $	30 June 2025 $
(a) Income tax expense		
Current tax	-	-
Deferred tax	-	-
	-	-
Reconciliation of income tax expense to prima facie tax payable		
The prima facie tax payable on profit/(loss) from ordinary activities before income tax is reconciled to the income tax expense as follows:		
Prima facie tax on operating loss of $6,007,751 (2025: $3,380,409) at 30%	(1,802,325)	(1,014,123)
Add / (less) tax effect of:		
Share-based payments	151,774	47,061
Non-deductible other expenses	(1,717)	8,560
Movements in unrecognised temporary differences	94,743	(31,972)
Deductible equity raising costs	(101,230)	(57,889)
Current year tax losses not recognised	1,658,755	1,048,363
Income tax expense	-	-
(b) Unused tax losses for which no deferred tax asset recognised		
Tax revenue losses not recognised	9,266,115	3,736,931
Potential tax benefit @ 30%	2,779,834	1,121,079
Capital losses not recognised	15,947	-
Potential tax benefit @ 30%	4,784	-

NOTE 6: LOSS PER SHARE

Accounting Policy

Earnings per share ("EPS") is the amount of post-tax profit/(loss) attributable to each share. The Group presents basic and diluted EPS data for ordinary shares. Basic EPS is calculated by dividing the profit or loss attributable to ordinary shareholders of the Company by the weighted average number of ordinary shares outstanding during the period.

Diluted EPS takes into account the dilutive effect of all potential ordinary shares, being unlisted options and performance rights on issue.

	30 June 2026	30 June 2025
	$	$
(a) Loss after tax used in the calculation of basic and diluted loss per share	(6,007,751)	(3,380,409)
	No.	No.
(b) Weighted average number of ordinary shares used as the denominator in calculating basic and diluted loss per share	62,897,057	48,655,594
	Cents	Cents
(c) Basic & diluted loss per share	(9.55)	(6.95)

Operating Assets and Liabilities

This section of the notes shows cash generation, the assets used to generate the Group's trading performance and the liabilities incurred as a result. Liabilities relating to the Group's financing activities are addressed in the Capital Structure, Financial Instruments and Risk section .

For personal use only

NOTE 7: CASH AND CASH EQUIVALENTS

Accounting Policy

Cash and short-term deposits in the statement of financial position comprise cash at bank and in hand. Cash equivalents are short-term, highly liquid investments that are readily convertible to known amounts of cash and which are subject to an insignificant risk of changes in value. Cash at bank earns interest at floating rates based on daily deposit rates.

	30 June 2026 $	30 June 2025 $
Cash at bank	1,506,790	525,803
Short-term deposits	6,708,252	2,233,252
	8,215,042	**2,759,055**

At 30 June 2026, $33,252 (30 June 2025: $33,252) was reserved on deposit as Restricted Cash in respect of cash backed guarantees for an office lease and credit card facilities.

Reconciliation of (loss) after tax to net cash (outflow) from operating activities:

	30 June 2026 $	30 June 2025 $
Loss after income tax	(6,007,751)	(3,380,409)
Cash flows excluded from loss attributable to operating activities		
Non-cash flows in loss from ordinary activities:		
Depreciation	108,373	83,287
Share based payments	505,914	156,871
Changes in assets and liabilities:		
Increase in receivables	(240,218)	(236,763)
(Increase) / Decrease in prepayments	(25,036)	115,804
Increase in employee leave provisions	22,621	19,184
Increase in trade and other payables	597,368	439,883
Cash flow used in operations	**(5,038,729)**	**(2,802,143)**

Non-Cash Investing and Financing Activities

During the year Ordell issued 58,737 shares valued at $35,242 to acquire additional tenements for the Barimaia Joint Venture Project (refer note 12).

Broker fees of $635,598 for the capital raisings completed during the year were deducted from the funds raised with only the net proceeds remitted to Ordell.

NOTE 8: PREPAYMENTS

	30 June 2026 $	30 June 2025 $
Prepaid expenditure	91,343	66,307
	91,343	**66,307**

For personal use only

NOTE 9: OTHER RECEIVABLES

Accounting Policy

Receivables are initially recognised at fair value and subsequently at the amounts considered receivable (financial assets at amortised cost). Balances within receivables do not contain impaired assets, are not past due and are expected to be received when due.

Due to the short-term nature of the receivables carried by the Group, their carrying value is assumed to approximate fair value.

	30 June 2026 $	30 June 2025 $
Joint venture contribution receivable[1]	313,996	220,792
GST receivable	242,876	105,584
Accrued interest	25,737	15,874
Other	-	141
	582,609	**342,391**

[1] The Company's 100% owned subsidiary, Metallo Resources Pty Ltd, holds an 80.3% interest in the Barimaia Joint Venture Project. The minor joint venture parties have currently elected to contribute to ongoing joint venture expenditure to maintain their interest position. The receivable represents the share of expenditure to be contributed by the minor joint venture partners as at 30 June 2026.

NOTE 10: PLANT AND EQUIPMENT

Accounting Policy

The value of plant and equipment is measured as the cost of the asset, less accumulated depreciation and impairment.

Derecognition and disposal

An item is derecognised when it is sold or otherwise disposed of, or when its use is expected to bring no further economic benefits. Any gain or loss from derecognising the asset (the difference between the proceeds on disposal and the carrying amount of the asset) is included in the income statement in the period the item is derecognised.

Impairment

The carrying values are reviewed for impairment at each reporting date, with recoverable amount being estimated when events or changes in circumstances indicate that the carrying value may be impaired.

	30 June 2026 $	30 June 2025 $
Cost	223,242	103,013
Accumulated depreciation	(48,939)	(11,927)
Net book value	**174,303**	**91,086**
Movements:		
Opening net book value	91,086	-
Additions	120,229	103,013
Depreciation expense	(37,012)	(11,927)
Closing net book value	**174,303**	**91,086**

For personal use only

For personal use only

NOTE 11: RIGHT-OF-USE ASSETS

Accounting Policy

The Group assesses at contract inception whether a contract is, or contains, a lease. That is, if the contract conveys the right to control the use of an identified asset for a period of time in exchange for consideration.

The Group applies a single recognition and measurement approach for all leases, except for short-term leases and leases of low-value assets. The Group recognises lease liabilities to make lease payments and right-of-use assets representing the right to use the underlying assets.

The Group recognises right-of-use assets at the commencement date of the lease (i.e., the date the underlying asset is available for use). Right-of-use assets are measured at cost, less any accumulated depreciation and impairment losses, and adjusted for any remeasurement of lease liabilities. The cost of right-of-use assets includes the amount of lease liabilities recognised, initial direct costs incurred, and lease payments made at or before the commencement date less any lease incentives received. Right-of-use assets are depreciated on a straight-line basis over the shorter of the lease term and the estimated useful lives of the assets.

If ownership of the leased asset transfers to the Group at the end of the lease term or the cost reflects the exercise of a purchase option, depreciation is calculated using the estimated useful life of the asset.

The right-of-use assets are also subject to impairment.

The Group has a lease contract for corporate head office premises. The lease term is 3 years.

The Group also has certain leases for equipment for which the assets are of low value and applies the short-term lease and lease of low-value assets recognition exemptions.

	30 June 2026 $	**30 June 2025 $**
Cost	214,081	214,081
Accumulated depreciation	(142,721)	(71,360)
Net book value	**71,360**	**142,721**
Movements:		
Opening net book value	142,721	-
Additions	-	214,081
Depreciation expense	(71,361)	(71,360)
Closing net book value	**71,360**	**142,721**

NOTE 12: EXPLORATION AND EVALUATION ASSETS

Accounting Policy

Exploration and evaluation costs, including feasibility study expenditure, are expensed in the year they are incurred apart from acquisition costs to acquire mineral tenements which are capitalised on an area of interest basis. Acquisition costs include the associated transaction costs and the estimated rehabilitation liability recognised upon the acquisition of mineral tenements.

During the year, exploration and evaluation costs of $4,733,109 (2025: $2,407,025) were expensed to the Statement of Profit or Loss.

Exploration and evaluation assets are only recognised if the right of tenure of the area of interest is current, and they are expected to be recouped through successful development and exploitation of the area of interest or alternatively by its sale, or, where exploration and evaluation activities in the area of interest have not reached a stage that permits a reasonable assessment of the existence or otherwise of economically recoverable reserves and active and significant operations in, or in relation to, the area of interest are continuing.

Once a development decision has been made all past exploration and evaluation expenditure in respect of an area of interest that has been capitalised is transferred to mine properties where it is amortised over the life of the area of interest to which it relates on a unit-of-production basis. No amortisation is charged during the exploration and evaluation phase.

NOTE 12: EXPLORATION AND EVALUATION ASSETS (continued)

Exploration and evaluation assets are assessed for impairment when an indicator of impairment exists, and capitalised assets are written off where required. Where an area of interest is abandoned, or the directors decide that it is not commercial, any accumulated acquisition costs in respect of that area are written off in the financial period the decision is made. Each area of interest is also reviewed at the end of each accounting period and accumulated costs written off to the extent that they will not be recoverable in the future.

	30 June 2026 $	30 June 2025 $
Opening carrying amount	1,702,665	-
Acquisition of Barimaia Joint Venture Project from Genesis Minerals	-	1,037,000
Acquisition of Goodia Project from Black Flag	-	389,836
Acquisition of additional tenements for Goodia Project	-	64,738
Acquisition of Fisher South Gold Project from Duketon Mining	-	211,091
Acquisition of additional tenements for Barimaia Joint Venture Project	85,242	-
Closing net book value	**1,787,907**	**1,702,665**

Acquisition of Exploration Assets

During the year the Company acquired additional tenements to expand the Barimaia Joint Venture Project. The consideration for the acquisitions included the following:

- Cash payments totalling $50,000;
- The issue of 58,737 Ordell shares at a price of $0.60 per share valued at $35,242; and
- Deferred consideration consisting of a payment to be made to Wanbanna Pty Ltd of $250,000 upon the announcement by Ordell of a JORC compliant Mineral Resource Estimate in excess of 25,000 ounces of gold on the Wanbanna Tenements (P58/2035, P58/2076 and P58/2077). The payment will be made in either cash or Ordell shares (5 day VWAP prior to announcement) at the election of Ordell Minerals.

No value has been attributed to the deferred consideration.

Key Estimates and Assumptions

Impairment of exploration and evaluation assets

The future recoverability of capitalised exploration and evaluation expenditure is dependent upon a number of factors, including whether the Group decides to exploit the related lease itself or, if not, whether it successfully recovers the related exploration and evaluation asset through sale.

Factors that could impact future recoverability include the level of reserves and resources, future technological changes which could impact the cost of mining, future legal changes (including changes to environmental restoration obligations) and changes to commodity prices.

To the extent that capitalised exploration and evaluation expenditure is determined not to be recoverable in the future, profits and net assets will be reduced in the period in which the determination is made.

Exploration commitments

The Group has certain obligations for payment of tenement rents, shire rates and to perform minimum exploration work on mineral leases held. These obligations may vary over time, depending on the Group's exploration programmes and priorities.

For personal use only

NOTE 13: TRADE AND OTHER PAYABLES

Accounting Policy

Trade and other payables are initially recognised at the value of the invoice received from a supplier and subsequently measured at amortised cost. They represent liabilities for goods and services provided to the Group prior to the end of the financial year that are unpaid and arise when the Group becomes obliged to make future payments in respect of the purchase of these goods and services. The amounts are unsecured and generally paid within 30 days of recognition.

	30 June 2026 $	30 June 2025 $
Trade and other payables	1,139,991	583,574
Accrued expenses	104,972	64,022
	1,244,963	**647,596**

NOTE 14: PROVISIONS

Accounting Policy – Employee Benefits

The provision for employee benefits represents annual leave and long service leave entitlements accrued by employees.

Short-term obligations

Liabilities for wages and salaries, including non-monetary benefits and accumulating sick leave that are expected to be settled wholly within 12 months after the end of the period in which the employees render the related service are recognised in respect of the employees' services up to the end of the reporting period and are measured at the amounts expected to be paid when the liabilities are settled.

Long service leave

The Group's net obligation in respect of long-term employee benefits is the amount of future benefit that employees have earned in return for their service up to reporting date, plus related on costs. The benefit is discounted to determine its present value and the discount rate is the yield at the reporting date on high-quality corporate bonds that have maturity dates approximating the terms of the Group's obligations.

	30 June 2026 $	30 June 2025 $
Current		
Employee leave liabilities	41,805	19,184
	41,805	**19,184**

Capital Structure, Financial Instruments and Risk

This section provides further information about the Group's contributed equity, financial liabilities, related financing costs and its exposure to various financial risks. It explains how these risks affect the Group's financial position and performance and what the Group does to manage these risks.

NOTE 15: LEASE LIABILITIES

Accounting Policy – Leases

The Group assesses at contract inception whether a contract is, or contains, a lease. That is, if the contract conveys the right to control the use of an identified asset for a period of time in exchange for consideration.

The Group applies a single recognition and measurement approach for all leases, except for short-term leases and leases of low-value assets. The Group recognises lease liabilities to make lease payments and right-of-use assets representing the right to use the underlying assets.

For personal use only

For personal use only

NOTE 15: LEASE LIABILITIES (continued)

At the commencement date of the lease, the Group recognises lease liabilities measured at the present value of lease payments to be made over the lease term. The lease payments include fixed payments (including in-substance fixed payments) less any lease incentives receivable, variable lease payments that depend on an index or a rate, and amounts expected to be paid under residual value guarantees. The lease payments also include the exercise price of a purchase option reasonably certain to be exercised by the Group and payments of penalties for terminating the lease, if the lease term reflects the Group exercising the option to terminate.

Variable lease payments that do not depend on an index or a rate are recognised as expenses (unless they are incurred to produce inventories) in the period in which the event or condition that triggers the payment occurs.

In calculating the present value of lease payments, the Group uses its incremental borrowing rate at the lease commencement date because the interest rate implicit in the lease is not readily determinable. After the commencement date, the amount of lease liabilities is increased to reflect the accretion of interest and reduced for the lease payments made. In addition, the carrying amount of lease liabilities is remeasured if there is a modification, a change in the lease term, a change in the lease payments (e.g., changes to future payments resulting from a change in an index or rate used to determine such lease payments) or a change in the assessment of an option to purchase the underlying asset.

The Group applies the short-term lease recognition exemption to its short-term leases of equipment (i.e., those leases that have a lease term of 12 months or less from the commencement date and do not contain a purchase option). It also applies the lease of low-value assets recognition exemption to leases of office equipment that are considered to be low value. Lease payments on short-term leases and leases of low-value assets are recognised as expense on a straight-line basis over the lease term.

	30 June 2026 $	30 June 2025 $
Current		
Lease liability – office lease	86,428	81,453
	86,428	**81,453**
Non-Current		
Lease liability – office lease	-	86,428
	-	**86,428**

NOTE 16: FINANCIAL INSTRUMENTS

The Group has exposure to a variety of risks arising from its use of financial instruments. This note presents information about the Group's exposure to the specific risks, and the policies and processes for measuring and managing those risks. The Board of Directors has the overall responsibility for the risk management framework and has adopted a Risk Management Policy.

Credit risk

Credit risk is the risk of financial loss to the Group if a customer or counterparty to a financial instrument fails to meet its contractual obligations, and arises principally from holding cash and cash equivalents and receivables.

The Group's maximum exposure to credit risk at the reporting date in relation to each class of recognised financial assets is the carrying amount of those assets as indicated in the statement of financial position.

The Group's policy for reducing credit risk from holding cash is to ensure cash is only invested with counterparties with Standard & Poor's rating of at least AA-. The credit rating of the Group's bank is AA-.

The Group did not have any significant revenue sources during the current or previous financial year. The Group does not have any receivables that are past due or impaired at the reporting date.

The Directors do not consider that the Group's financial assets are subject to anything more than a negligible level of credit risk, and as such, no disclosures are made.

For personal use only

NOTE 16: FINANCIAL INSTRUMENTS (continued)

Liquidity risk

Liquidity risk is the risk that the Group will not be able to meet its financial obligations as they fall due. The Group's approach to managing liquidity is to ensure, as far as possible, that it will always have sufficient liquidity to meet its liabilities when due, under both normal and stressed conditions, without incurring unacceptable losses or risking damage to the Company's reputation.

Liquidity risk is managed by monitoring its cash reserves and forecast spending. Management is cognisant of the future demands for liquid finance resources to finance the Group's current and future operations, and consideration is given to the liquid assets available to the Group before commitment is made to future expenditure or investment.

The following are the contractual maturities of financial liabilities, including estimated interest payments and excluding the impact of netting agreements:

	Carrying Amount $	Contractual Cash Flows $	6 Months or Less $	6-12 Months $	1-2 Years $
2026					
Trade and other payables	**1,139,991**	**1,139,991**	**1,139,991**	**-**	**-**
Accrued expenses	**104,972**	**104,972**	**104,972**	**-**	**-**
Lease liabilities	**86,428**	**87,981**	**43,990**	**43,991**	**-**
Total	**1,331,391**	**1,332,944**	**1,288,953**	**43,991**	**-**
2025					
Trade and other payables	583,574	583,574	583,574	-	-
Accrued expenses	64,022	64,022	64,022	-	-
Lease liabilities	167,881	174,246	43,133	43,133	87,980
Total	**815,477**	**821,842**	**690,729**	**43,133**	**87,980**

Market risk

Market risk is the risk that changes in market prices, such as foreign exchange rates, interest rates, commodity prices and equity prices will affect the Group's income or the value of its holdings of financial instruments. The objective of market risk management is to manage and control market risk exposures within acceptable parameters, while optimising any return.

Commodity Price risk

The Group is exposed to commodity price volatility on the sale of gold, which is based on the spot price as quoted by the Perth Mint. The Group had no gold sales during the current or previous financial year.

Interest rate risk

The Group's exposure to interest rate risk mainly arises from cash holdings which are held at variable rates. At the reporting date, the Group had the following exposure to interest rate risk on financial instruments.

	Carrying Amount	
	30 June 2026 $	**30 June 2025 $**
Variable rate instruments		
Cash and cash equivalents	1,507,716	504,697
	1,507,716	**504,697**

Foreign Currency/Equity risk

The Group does not have any direct contact with foreign exchange or equity risks other than their effect on the general economy.

NOTE 16: FINANCIAL INSTRUMENTS (continued)

Cash flow sensitivity analysis for variable rate instruments

A change of 100 basis points in interest rates at the reporting date would have increased/(decreased) profit or loss before tax by the amounts shown below. This analysis assumes that all other variables remain constant.

	30 June 2026 $	30 June 2025 $
Interest Revenue		
Increase 1%	**15,077**	**5,047**
Decrease 1%	**(15,077)**	**(5,047)**

Fair values

Fair values versus carrying amounts

The carrying amounts and estimated fair values of all the Group's financial instruments recognised in the financial statements are materially the same. The methods and assumptions used to estimate the fair value of financial instruments are disclosed in the respective notes.

NOTE 17: ISSUED CAPITAL

Ordinary Shares

	30 June 2026 No.	30 June 2025 No.	30 June 2026 $	30 June 2025 $
Issued share capital	**75,451,883**	**50,221,005**	**18,339,838**	**7,142,086**
Share movements during the year				
Balance at beginning of the year	50,221,005	13,256,005	7,142,086	703,151
Acquire Barimaia Joint Venture Project	-	4,000,000	-	800,000
Acquire Goodia Project	-	1,800,000	-	360,000
Acquire Fisher South Project	-	1,000,000	-	200,000
IPO offer	-	30,000,000	-	6,000,000
Acquire Tenements Goodia Project	-	125,000	-	43,750
Acquire Tenements Barimaia JV Project	58,737	-	35,242	-
Exercise of Performance Rights	662,500	40,000	-	-
Exercise of Options	2,075,000	-	618,750	-
Share Placement July 2025	11,323,529	-	3,850,000	-
Share Placement May 2026	11,111,112	-	7,000,001	-
Transfer share-based payments reserve to issued capital for performance rights and options exercised into shares	-	-	416,111	-
Less share issue costs	-	-	(722,352)	(964,815)
Balance at end of the year	**75,451,883**	**50,221,005**	**18,339,838**	**7,142,086**

Ordinary shares participate in dividends and the proceeds on winding up of the parent entity in proportion to the number of shares held. At shareholder meetings each ordinary share is entitled to one vote when a poll is called, otherwise each shareholder has one vote on a show of hands.

As at 30 June 2026, the Company had on issue 5,983,335 shares that were subject to an ASX mandated 24 month escrow period. The escrow period ended on 19 July 2026.

For personal use only

NOTE 17: ISSUED CAPITAL (continued)

Capital Management

The Group's objectives when managing capital are to safeguard their ability to continue as a going concern, so that they may continue to provide returns for shareholders and benefits for other stakeholders.

Due to the nature of the Group's activities, being mineral exploration, the Group does not have ready access to credit facilities, with the primary source of funding being equity raisings. Therefore, the focus of the Group's capital risk management is the current working capital position against the requirements of the Group to meet exploration programmes and corporate overheads. The Group's strategy is to ensure appropriate liquidity is maintained to meet anticipated operating requirements, with a view to initiating appropriate capital raisings as required.

The working capital position of the Group at 30 June 2026 is $7,515,798 (2025: $2,419,520).

NOTE 18: RESERVES

Share-based payments reserve

The share-based payments reserve is used to recognise the fair value of options and performance rights issued. The movement in the reserve is reconciled as follows:

	30 June 2026 $	30 June 2025 $
Balance at start of the year	1,035,756	219,885
Issue of options to acquire Barimaia Joint Venture Project	-	237,000
Issue of options pursuant to IPO lead manager mandate	-	422,000
Recognition of share-based payments for options and performance rights	505,914	156,871
Transfer share-based payments reserve to issued capital for performance rights and options exercised into shares	(416,111)	-
Balance at end of the year	**1,125,559**	**1,035,756**

NOTE 19: SHARE-BASED PAYMENTS

Accounting Policy

The Group has adopted an Employee Incentive Securities Plan ("Plan") to assist in the reward, retention and motivation of employees. Equity incentives in the form of shares, options and rights may be issued to eligible participants (equity-settled transactions).

The cost of these equity-settled transactions is measured by reference to the fair value of the equity instruments at the date at which they are granted. The fair value is determined by using an appropriate valuation model.

The fair value of shares issued under the Plan is measured using the Company's 5 trading day volume weighted average share price prior to grant date.

The fair value of options is determined by using option pricing models depending on the nature of the vesting conditions. The valuation relies on the use of certain assumptions. If the assumptions were to change, there may be an impact on the amounts reported. For ordinary shares which are traded on the stock exchange, the fair value is determined by reference to the closing price of the security on the measurement date. The value of the options is allocated to the Statement of Profit or Loss over the vesting period.

The fair value of rights is measured as follows:

- for performance hurdles that are subject to market-based vesting conditions, the fair value has been determined by using the Hoadley ESO2 valuation model; and
- for performance hurdles that are subject to non-market vesting conditions, the fair value has been determined by using a Black-Scholes formula where the value of the rights is equal to the Company's share price at the grant date, less an adjustment for the dividends foregone (if any) during the performance period.

For personal use only

For personal use only

NOTE 19: SHARE-BASED PAYMENTS (continued)

The valuation of rights relies on the use of certain assumptions. If the assumptions were to change, there may be an impact on the amounts reported. The value of the rights is allocated to the Statement of Profit or Loss over the vesting period.

In valuing equity-settled transactions, no account is taken of any performance conditions, other than conditions linked to the price of the underlying Shares to which the equity instrument relates (market and non-vesting conditions) if applicable. The cost of equity-settled transactions is recognised, together with a corresponding increase in equity, over the period in which the performance and/or service conditions are fulfilled, ending on the date on which the relevant employees become fully entitled to the award (the vesting period).

Non-market vesting conditions, including service-based vesting conditions, are taken into account when considering the number of rights expected to vest. At the end of each reporting period, the Group revises its estimate of the number of performance rights which are expected to vest based on the non-market vesting conditions. Revisions to the prior period estimate are recognised in profit or loss and equity.

The cumulative expense recognised for equity-settled transactions at each reporting date until vesting date reflects:

- the extent to which the vesting period has expired; and
- the Group's best estimate of the number of equity instruments that will ultimately vest.

No adjustment is made for the likelihood of market-based performance conditions being met as the effect of these conditions is included in the determination of fair value at grant date. The statement of profit or loss charge or credit for a period represents the movement in cumulative expense recognised as at the beginning and end of that period.

No expense is recognised for share-based incentives that do not ultimately vest, except for incentives where vesting is only conditional upon market and non-vesting conditions.

If the terms of a share-based incentive are modified, as a minimum, an expense is recognised as if the terms had not been modified. In addition, an expense is recognised for any modification that increases the total fair value of the incentive, or is otherwise beneficial to the employee, as measured at the date of modification.

If a share-based incentive is cancelled, it is treated as if it had vested on the date of cancellation, and any expense not yet recognised for the award is recognised immediately. However, if a new award is substituted for the cancelled incentive and designated as a replacement award on the date that it is granted, the cancelled incentive and new awards are treated as if they were a modification of the incentive, as described in the previous paragraph.

Key Estimates and Assumptions

The Group measures the cost of equity settled transactions by reference to the fair value of the equity instruments at the date at which they are granted. The fair value is determined using an appropriate valuation model. The valuation basis and related assumptions are detailed above. The accounting estimates and assumptions relating to the equity settled transactions may impact the reported amounts of assets, expenses and equity.

Options

The movement in the number of options on issue is reconciled as follows:

	30 June 2026 No.	30 June 2025 No.
Balance at start of the year	19,650,000	13,500,000
Issue of options to acquire Barimaia Joint Venture Project	-	2,000,000
Issue of options pursuant to IPO lead manager mandate	-	4,000,000
Issue of options pursuant to investor relations mandate	-	150,000
Exercise of options	(2,075,000)	-
Balance at end of the year	**17,575,000**	**19,650,000**

Each option entitles the holder to subscribe for one fully paid ordinary share in Ordell Minerals Limited, subject to meeting applicable performance conditions prior to their expiry date and subject to their terms of issue.

NOTE 19: SHARE-BASED PAYMENTS (continued)

Performance Rights

During the year 2,212,500 performance rights were issued to employees valued at $712,100. The value of the rights is allocated to the Statement of Profit or Loss over the vesting period. $505,914 was expensed to the Statement of Profit or Loss for the year ended 30 June 2026.

The movement in the number of performance rights on issue is reconciled as follows:

	30 June 2026 No.	30 June 2025 No.
Balance at start of the year	1,460,000	-
Issue of performance rights to employees	2,212,500	1,500,000
Exercise of vested performance rights	(662,500)	(40,000)
Balance at end of the year	**3,010,000**	**1,460,000**

Each performance right is a right to receive one fully paid ordinary share in Ordell Minerals Limited, subject to meeting applicable performance conditions prior to their expiry date and subject to their terms of issue.

The fair value of the performance rights issued during the year has been determined using the following inputs:

	Issue 1	Issue 2
Number of Rights	1,212,500	1,000,000
Grant Date	24/09/25	26/11/25
Expiry Dates (5 tranches)	T1 – 31/07/27 T2 – 31/07/27 T3 – 30/09/27	T4 – 30/11/26 T5 – 30/11/27
Exercise Price	$nil	$nil
Share Price at Grant Date	$0.41	$0.43
Life of the Rights	2 Years	1-2 Years
Performance Conditions [(1)]	Market and Non-Market	Market and Non-Market
Probability of Meeting Service and Performance Condition	100%	100%
Value Per Right [(2)]	T1 – $0.26 T2 – $0.23 T3 – $0.41	T4 - $0.16 T5 - $0.43
Value Total	$417,100	$295,000
Expense Timing	Amortised over life of PR	Amortised over life of PR

[(1)] The performance conditions are set out as follows:

Tranche 1	Will vest and become exercisable when the Ordell Share price VWAP is >$0.60 for 10 business days
Tranche 2	Will vest and become exercisable when the Ordell Share price VWAP is >$0.80 for 10 business days
Tranche 3	Will vest and become exercisable on release of first JORC 2012 (or new edition) Mineral Resource > 600,000oz Au for Ordell that supports reasonable prospects for eventual economic extraction
Tranche 4	Will vest and become exercisable when the Ordell Share price VWAP is >$0.80/share for 15 consecutive trading days
Tranche 5	Will vest and become exercisable upon the public announcement by the Company that the group of companies comprising Ordell and its subsidiaries from time to time (**ORD Group**) has delineated a JORC Code 2012 (or new edition) Mineral Resource of a minimum of 1,000,000oz of gold

For personal use only

NOTE 19: SHARE-BASED PAYMENTS (continued)

The value per right has been determined as follows:

Tranches 1, 2 & 4	Hoadley ESO2 valuation model (market-based vesting conditions)
Tranches 3 & 5	Share price at grant date (non-market vesting conditions)

The following inputs have been used for the Hoadley ESO2 valuation model to value performance rights:

	Tranche 1	Tranche 2	Tranche 4
Grant Date	24/09/25	24/09/25	26/11/25
Expiry Date	31/07/27	31/07/27	30/11/26
Life of the Rights (Performance Measurement Period)	1.85 years	1.85 years	1.01 years
Exercise Price	$nil	$nil	$nil
Share Price at Grant Date	$0.41	$0.41	$0.43
Share Price Target	$0.60	$0.80	$0.80
Number of Days Price to Remain Above Target	10	10	15
Volatility	100%	100%	100%
Risk-Free Rate at Grant Date	3.45%	3.45%	3.45%
Dividend Yield	0.00%	0.00%	0.00%
Employee Exit Rate	0.00%	0.00%	0.00%
Fair Value Per Right	$0.26	$0.23	$0.16

NOTE 20: COMMITMENTS AND CONTINGENCIES

Exploration expenditure

The Group has certain commitments to meet minimum expenditure requirements on the mineral exploration assets it has an interest in. Outstanding exploration commitments are as follows:

	30 June 2026 $	30 June 2025 $
Within one year	497,680	414,640
Greater than one year but less than five years	1,990,720	1,658,560
	2,488,400	**2,073,200**

Metallo acquisition

The Company acquired Metallo Resources Pty Ltd from Genesis Minerals Limited on 12 July 2024 which holds the interests in the Barimaia Joint Venture Project. The consideration for the acquisition includes the following contingent deferred consideration:

- upon the announcement of a JORC-compliant Mineral Resource in excess of 500,000 ounces of gold on the tenements, the Company will either (at its election) pay further cash consideration of $800,000 or issue shares to Genesis equal to $800,000 calculated on the 20-day volume weighted average price ("VWAP") of the Ordell shares trading on ASX immediately prior to the announcement of the Mineral Resource or, if there is no announcement, of the achievement of the Mineral Resource; and
- on the announcement of a decision to commence the first commercial mining activities on the Barimaia tenements, the Company will either (at its election), pay further cash consideration of $1,600,000 or issue shares to Genesis equal to $1,600,000 calculated on the 20-day VWAP of the Ordell shares trading on ASX immediately prior to the announcement of the decision.

For personal use only

For personal use only

NOTE 20: COMMITMENTS AND CONTINGENCIES (continued)

Ricochet acquisition

The Company acquired Ricochet Romance Pty Ltd from Black Flag Co. Pty Ltd ("Black Flag") on 12 July 2024 which holds exploration licence E63/2313 (Goodia Project). The consideration for the acquisition includes the following contingent deferred consideration and commitments:

- a 0.75% gross revenue royalty from lithium and a 1.0% net smelter return royalty for all minerals other than lithium on Goodia exploration licence E63/2313; and
- the Company must undertake not less than 15,000 metres of aircore, reverse circulation or diamond drilling on Goodia exploration licence E63/2313 within 5 years from the date of grant of the tenement (14 December 2028). Where the Company fails to complete that drilling it can (at its election) pay to Black Flag $100,000, issue it with $100,000 in shares or transfer the exploration licence back to Black Flag for $1.00.

Fisher South Project acquisition

The Company acquired the Fisher South Project from Duketon Mining Limited on 12 July 2024.

The consideration for the acquisition includes contingent deferred consideration of a 1.0% net smelter return royalty on any mineral or metallic product derived from exploration licence E53/2143.

Wanbanna Tenements acquisition

During 2026, the Company acquired additional tenements to expand the Barimaia Joint Venture Project consisting of P58/2035, P58/2076 and P58/2077 (Wanbanna Tenements).

The consideration for the acquisition includes contingent deferred consideration of a payment to be made to Wanbanna Pty Ltd of $250,000 upon the announcement by Ordell of a JORC compliant Mineral Resource Estimate in excess of 25,000 ounces of gold on the Wanbanna Tenements. The payment will be made in either cash or Ordell shares (5 day VWAP prior to announcement) at the election of Ordell Minerals.

NOTE 21: RELATED PARTY DISCLOSURES

(a) Controlled Entities

	Country of Incorporation	Ownership Interest	
		30 June 2026 %	30 June 2025 %
Parent Entity			
Ordell Minerals Limited	Australia		
Subsidiaries			
Metallo Resources Pty Ltd	Australia	100	100
Ricochet Romance Pty Ltd	Australia	100	100

NOTE 21: RELATED PARTY DISCLOSURES (continued)

(b) Parent Entity

Financial statements for Ordell Minerals Limited, the legal parent entity, are provided below:

	30 June 2026 $	30 June 2025 $
Financial position		
Current assets	8,888,994	3,167,753
Non-current assets	2,033,570	1,936,472
Total assets	**10,922,564**	**5,104,225**
Current liabilities	1,373,196	748,233
Non-current liabilities	-	86,428
Total liabilities	**1,373,196**	**834,661**
Shareholders' Equity		
Issued capital	18,339,838	7,142,086
Reserves	1,125,559	1,035,756
Accumulated losses	(9,916,029)	(3,908,278)
Total equity	**9,549,368**	**4,269,564**
Financial performance		
Loss for the year	**(6,007,751)**	**(3,380,409)**
Other comprehensive loss for the year, net of tax	-	-
Total comprehensive loss	**(6,007,751)**	**(3,380,409)**

NOTE 22: KEY MANAGEMENT PERSONNEL

(a) Directors and Key Management Personnel

The following persons were Directors or Key Management Personnel of the Company during the current and prior financial year:

Tommy McKeith	Non-Executive Chairman
Michael Fowler	Managing Director and CEO
Darren Gordon	Non-Executive Director

There were no other persons employed by, or contracted to, the Company during the financial year, having responsibility for planning, directing and controlling the activities of the Company, either directly or indirectly.

(b) Key Management Personnel Compensation

Details of Key Management Personnel remuneration are contained in the Audited Remuneration Report in the Directors' Report. A summary of total compensation paid to Key Management Personnel during the year is as follows:

	30 June 2026 $	30 June 2025 $
Short-term benefits (salary and fees)	381,000	380,750
Short-term benefits (other)	4,072	3,044
Post-employment benefits (superannuation)	39,000	37,375
Share based payments	143,270	-
	567,342	**421,169**

For personal use only

NOTE 22: KEY MANAGEMENT PERSONNEL (continued)

(c) Other Key Management Personnel Transactions with Directors and Director-Related Entities

There were no other transactions relating to Key Management Personnel and the entities over which they control or significant influence.

NOTE 23: CONSOLIDATED ENTITY DISCLOSURE STATEMENT

Name of Entity	Type of Entity	Trustee or Participant in Joint Venture	% of Share Capital Held	Country of Incorporation	Australian Resident or Foreign Resident for Tax Purposes	Foreign Tax Jurisdiction of Foreign Residents
Ordell Minerals Limited	Body Corporate	N/A	-	Australia	Australian	N/A
Metallo Resources Pty Ltd	Body Corporate	Participant in Joint Venture	100	Australia	Australian	N/A
Ricochet Romance Pty Ltd	Body Corporate	N/A	100	Australia	Australian	N/A

NOTE 24: AUDITORS' REMUNERATION

	30 June 2026 $	30 June 2025 $
Audit and Review of Financial Statements		
Hall Chadwick WA Audit Pty Ltd (current auditor)	29,347	26,432
Dry Kirkness (Audit) Pty Ltd (former auditor)	-	10,172
	29,347	**36,604**
Other Services – Preparation of Investigating Accountant's Report included in Prospectus for IPO Listing		
Dry Kirkness (Audit) Pty Ltd (former auditor)	-	12,500
	-	**12,500**

NOTE 25: EVENTS SUBSEQUENT TO REPORTING DATE

During July and August 2026, the Company issued 182,500 shares pursuant to the exercise of performance rights.

Other than the above there has not arisen in the interval between the end of the reporting period and the date of this report, any item, transaction or event of a material and unusual nature likely, in the opinion of the Directors of the Company to affect substantially the operations of the Group, the results of those operations or the state of affairs of the Group in subsequent financial years.

For personal use only

DIRECTORS' DECLARATION

In the opinion of the Directors of Ordell Minerals Limited:

(a) the financial statements and notes set out on Pages 27 to 50 are in accordance with the *Corporations Act 2001*, including:
   (i) complying with Accounting Standards, the *Corporations Regulations 2001* and other mandatory professional reporting requirements; and
   (ii) giving a true and fair view of the Group's financial position as at 30 June 2026 and of its performance for the financial year ended on that date;

(b) there are reasonable grounds to believe that the Group will be able to pay its debts as and when they become due and payable;

(c) a statement that the attached financial statements are in compliance with International Financial Reporting Standards has been included in the notes to the financial statements; and

(d) in the directors' opinion, the attached consolidated entity disclosure statement is true and correct.

The directors have been given the declarations by the Chief Executive Officer and Chief Financial Officer required by section 295A of the *Corporations Act 2001*.

This declaration is signed in accordance with a resolution of the Board of Directors.

DATED at Perth this 7th day of September 2026

Michael Fowler
Managing Director

For personal use only

For personal use only

INDEPENDENT AUDITOR'S REPORT
TO THE MEMBERS OF ORDELL MINERALS LIMITED

Report on the Audit of the Financial Report

Opinion

We have audited the financial report of Ordell Minerals Limited ("the Company") and its subsidiaries ("the Consolidated Entity"), which comprises the consolidated statement of financial position as at 30 June 2026, the consolidated statement of profit or loss and other comprehensive income, the consolidated statement of changes in equity and the consolidated statement of cash flows for the year then ended, and notes to the financial statements, including material accounting policy information, the consolidated entity disclosure statement and the directors' declaration.

In our opinion:

a. the accompanying financial report of the Consolidated Entity is in accordance with the *Corporations Act 2001*, including:

   (i) giving a true and fair view of the Consolidated Entity's financial position as at 30 June 2026 and of its financial performance for the year then ended; and

   (ii) complying with Australian Accounting Standards and the Corporations Regulations 2001.

Basis for Opinion

We conducted our audit in accordance with Australian Auditing Standards. Our responsibilities under those standards are further described in the *Auditor's Responsibilities for the Audit of the Financial Report* section of our report. We are independent of the Consolidated Entity in accordance with the auditor independence requirements of the *Corporations Act 2001* and the ethical requirements of the Accounting Professional and Ethical Standards Board's *APES 110 Code of Ethics for Professional Accountants (including Independence Standards)* (the Code) that are relevant to our audit of the financial report in Australia. We have also fulfilled our other ethical responsibilities in accordance with the Code.

We believe that the audit evidence we have obtained is sufficient and appropriate to provide a basis for our opinion.

Key Audit Matters

Key audit matters are those matters that, in our professional judgement, were of most significance in our audit of the financial report of the current period. These matters were addressed in the context of our audit of the financial report as a whole, and in forming our opinion thereon, and we do not provide a separate opinion on these matters.

For personal use only

Key Audit Matter	How our audit addressed the Key Audit Matter

Exploration and Evaluation
 	
As disclosed in note 12 to the financial statements as at balance date, the Consolidated Entity had an exploration and evaluation asset balance of $1,787,907 and incurred exploration expenditure of $4,733,109 during the year.
 	
Exploration and evaluation is a key audit matter due to:
 	
• The significance of the balance to the Consolidated Entity's financial position and the expense to the statement of profit or loss and other comprehensive income; and
 	
• The level of judgement required in evaluating management's application of the requirements of AASB 6 Exploration for and Evaluation of Mineral Resources ("AASB 6"). AASB 6 is an industry specific accounting standard requiring the application of significant judgements, estimates and industry knowledge.
	Our audit procedures included but were not limited to:
	
	• We assessed the measurement of consideration paid for acquired exploration expenditure and accounting treatment in accordance with the Consolidated Entity's accounting policy and the requirements of AASB 6;
	
	• Assessed management's determination of its areas of interest for consistency with the definition in AASB 6. This involved analysing the tenements in which the Company holds an interest and the exploration programs planned for those tenements;
	
	• For each area of interest, we assessed the Consolidated Entity's rights to tenure by corroborating on a sample basis to government registries and evaluating agreements in place with other parties as applicable;
	
	• We considered the activities in each area of interest to date and assessed the planned future activities for each area of interest by evaluating budgets for each area of interest;
	
	• We tested the exploration expenditure for the year by evaluating a sample of recorded expenditure for consistency to underlying records, the Consolidated Entity's accounting policy and the requirements of AASB 6;
	
	• We assessed each area of interest for one or more of the following circumstances that may indicate impairment of the exploration and evaluation asset:
	
	  • the licenses for the right to explore expiring in the near future or are not expected to be renewed;
	
	  • substantive expenditure for further exploration in the specific area is neither budgeted or planned;
	
	  • decision or intent by the Consolidated Entity to discontinue activities in the specific area of interest due to lack of commercially viable quantities of resources; and
	
	  • data indicating that, although a development in the specific area is likely to proceed, the carrying amount of the exploration asset is unlikely to be recovered in full from successful development or sale.
	
	  • We assessed the disclosures included in note 12 to the financial statements.

For personal use only

Other Information

The directors are responsible for the other information. The other information comprises the information included in the Consolidated Entity's annual report for the year ended 30 June 2026, but does not include the financial report and our auditor's report thereon.

Our opinion on the financial report does not cover the other information and accordingly we do not express any form of assurance conclusion thereon, with the exception of the remuneration report and our related assurance opinion.

In connection with our audit of the financial report, our responsibility is to read the other information and, in doing so, consider whether the other information is materially inconsistent with the financial report or our knowledge obtained in the audit or otherwise appears to be materially misstated.

If, based on the work we have performed, we conclude that there is a material misstatement of this other information, we are required to report that fact. We have nothing to report in this regard.

Responsibilities of the Directors for the Financial Report

The directors of the Company are responsible for the preparation of the financial report that gives a true and fair view in accordance with Australian Accounting Standards and the *Corporations Act 2001* and for such internal control as the directors determine is necessary to enable the preparation of the financial report that gives a true and fair view and is free from material misstatement, whether due to fraud or error, and the consolidated entity disclosure statement that is true and correct and is free of misstatement, whether due to fraud or error.

In preparing the financial report, the directors are responsible for assessing the Consolidated Entity's ability to continue as a going concern, disclosing, as applicable, matters related to going concern and using the going concern basis of accounting unless the directors either intend to liquidate the Consolidated Entity or to cease operations, or has no realistic alternative but to do so.

Auditor's Responsibilities for the Audit of the Financial Report

Our objectives are to obtain reasonable assurance about whether the financial report as a whole is free from material misstatement, whether due to fraud or error, and to issue an auditor's report that includes our opinion. Reasonable assurance is a high level of assurance, but is not a guarantee that an audit conducted in accordance with the Australian Auditing Standards will always detect a material misstatement when it exists. Misstatements can arise from fraud or error and are considered material if, individually or in the aggregate, they could reasonably be expected to influence the economic decisions of users taken on the basis of this financial report.

For personal use only

As part of an audit in accordance with the Australian Auditing Standards, we exercise professional judgement and maintain professional skepticism throughout the audit. We also:

- Identify and assess the risks of material misstatement of the financial report, whether due to fraud or error, design and perform audit procedures responsive to those risks, and obtain audit evidence that is sufficient and appropriate to provide a basis for our opinion. The risk of not detecting a material misstatement resulting from fraud is higher than for one resulting from error, as fraud may involve collusion, forgery, intentional omissions, misrepresentations, or the override of internal control.
- Obtain an understanding of internal control relevant to the audit in order to design audit procedures that are appropriate in the circumstances, but not for the purpose of expressing an opinion on the effectiveness of the Consolidated Entity's internal control.
- Evaluate the appropriateness of accounting policies used and the reasonableness of accounting estimates and related disclosures made by the directors.
- Conclude on the appropriateness of the directors' use of the going concern basis of accounting and, based on the audit evidence obtained, whether a material uncertainty exists related to events or conditions that may cast significant doubt on the Consolidated Entity's ability to continue as a going concern. If we conclude that a material uncertainty exists, we are required to draw attention in our auditor's report to the related disclosures in the financial report or, if such disclosures are inadequate, to modify our opinion. Our conclusions are based on the audit evidence obtained up to the date of our auditor's report. However, future events or conditions may cause the Consolidated Entity to cease to continue as a going concern.
- Evaluate the overall presentation, structure and content of the financial report, including the disclosures, and whether the financial report represents the underlying transactions and events in a manner that achieves fair presentation.
- Obtain sufficient appropriate audit evidence regarding the financial information of the entities or business activities within the Consolidated Entity to express an opinion on the financial report. We are responsible for the direction, supervision and performance of the Consolidated Entity audit. We remain solely responsible for our audit opinion.

We communicate with the directors regarding, among other matters, the planned scope and timing of the audit and significant audit findings, including any significant deficiencies in internal control that we identify during our audit.

We also provide the directors with a statement that we have complied with relevant ethical requirements regarding independence, and to communicate with them all relationships and other matters that may reasonably be thought to bear on our independence, and where applicable, related safeguards.

From the matters communicated with the directors, we determine those matters that were of most significance in the audit of the financial report of the current period and are therefore the key audit matters. We describe these matters in our auditor's report unless law or regulation precludes public disclosure about the matter or when, in extremely rare circumstances, we determine that a matter should not be communicated in our report because the adverse consequences of doing so would reasonably be expected to outweigh the public interest benefits of such communication.

Report on the Remuneration Report

Opinion on the Remuneration Report

We have audited the Remuneration Report included in the directors' report for the year ended 30 June 2026.

In our opinion, the Remuneration Report of Company, for the year ended 30 June 2026, complies with section 300A of the *Corporations Act 2001*.

Responsibilities

The directors of the Company are responsible for the preparation and presentation of the remuneration report in accordance with s 300A of the *Corporations Act 2001*. Our responsibility is to express an opinion on the remuneration report, based on our audit conducted in accordance with Australian Auditing Standards.

HALL CHADWICK WA AUDIT PTY LTD

D M BELL FCA
Director

Dated this 7th day of September 2026
Perth, Western Australia

For personal use only

ASX ADDITIONAL INFORMATION

Additional information required by the ASX Listing Rules and not shown elsewhere in the report is as follows. The information is current as at 28 August 2026.

(a) Twenty largest shareholders

Position	Holder Name	Holding	% IC
1	GENESIS MINERALS LTD	6,000,000	7.93%
2	EQUITY TRUSTEES LIMITED	5,736,044	7.58%
3	MR MICHAEL JOHN FOWLER & MRS FIONA LEE DIXON FOWLER <MJ & FLD FOWLER FAMILY A/C>	4,000,000	5.29%
4	BNP PARIBAS NOMINEES PTY LTD <IB AU NOMS RETAILCLIENT>	3,858,938	5.10%
5	BLACK FLAG CO PTY LTD	1,700,833	2.25%
6	MR THOMAS DAVID MCKEITH <MCKEITH FAMILY A/C>	1,450,000	1.92%
7	PERTH SELECT SEAFOODS PTY LTD	1,150,000	1.52%
8	WERSMAN NOMINEES PTY LTD	1,100,000	1.45%
9	HSBC CUSTODY NOMINEES (AUSTRALIA) LIMITED	1,094,510	1.45%
10	WATERTIGHT AUSTRALIA PTY LTD	1,040,537	1.38%
11	DENIS JOHN REYNOLDS	1,000,000	1.32%
11	MARENGA SMSF PTY LTD <MARENGA SMSF A/C>	1,000,000	1.32%
11	MR THOMAS JAMES MORGAN	1,000,000	1.32%
11	DUKETON MINING LIMITED	1,000,000	1.32%
12	NA GLEANTAI PTY LTD <SWEENEY SF A/C>	919,906	1.22%
13	CITICORP NOMINEES PTY LIMITED	893,742	1.18%
14	ARGONAUT PARTNERS PTY LIMITED	800,000	1.06%
15	MR TIMOTHY PAUL FOWLER	780,000	1.03%
16	TRIPPLE D PTY LTD <TRIPPLE D SUPER FUND A/C>	757,823	1.00%
17	MRS LILY HUANG	750,000	0.99%
18	STATELINE INVESTMENTS PTY LTD <COLGAN FAMILY A/C>	650,000	0.86%
19	MR SCOTT CRANK & MS LOLA CRANK <GAMBATTE SUPER FUND A/C>	590,000	0.78%
20	TNT PROPERTY SOLUTIONS PTY LTD	588,188	0.78%
	Total Top 20 Shareholders	**37,860,521**	**50.06%**
	Total Issued Capital	**75,634,383**	**100.00%**

(b) Substantial shareholders

The names of substantial shareholders who have notified the Company in accordance with section 671B of the *Corporations Act 2001* are:

Holder Name	Holding Balance	% Issued Capital
Genesis Minerals Limited	6,000,000	7.93%
Equity Trustees Limited	5,736,044	7.58%
MJ Fowler & FLD Fowler	4,250,000	5.62%

(c) Distribution of shareholders

Distribution	Holders	Total Units	% Issued Capital
1 - 1,000	55	30,151	0.04%
1,001 - 5,000	203	508,325	0.67%
5,001 - 10,000	133	1,072,190	1.42%
10,001 - 100,000	447	17,188,731	22.73%
100,001 – and over	110	56,834,986	75.14%
Totals	**948**	**75,634,383**	**100.00%**

For personal use only

For personal use only

ASX ADDITIONAL INFORMATION

Based on the price per security of $0.55, the number of shareholders with an unmarketable holding: 44 with a total of 19,339 shares, amounting to 0.03% of Issued Capital.

(d) Voting rights

In accordance with the Company's Constitution, voting rights in respect of ordinary shares are on a show of hands whereby each member present in person or by proxy shall have one vote and upon a poll, each share will have one vote. Unlisted options and performance rights do not have voting rights.

(e) Unquoted securities

Unlisted Options

Holding Ranges	Holders	Total Units	% Options on Issue
1 - 1,000	-	-	-
1,001 - 5,000	-	-	-
5,001 - 10,000	-	-	-
10,001 - 100,000	1	75,000	0.43%
100,001 – and over	5	17,500,000	99.57%
Totals	**6**	**17,575,000**	**100.00%**

The names of security holders holding more than 20% or more of any unlisted class of security, other than those securities issued or acquired under an employee incentive scheme, are listed below:

- 45.52% (8,000,000) of all unlisted options are held by Managing Director, Michael Fowler
- 22.76% (4,000,000) of all unlisted options are held by Argonaut Investments Pty Ltd

Unlisted Performance Rights

Holding Ranges	Holders	Total Units	% Performance Rights on Issue
1 - 1,000	-	-	-
1,001 - 5,000	-	-	-
5,001 - 10,000	-	-	-
10,001 - 100,000	-	-	-
100,001 – and over	4	2,827,500	100.00%
Totals	**4**	**2,827,500**	**100.00%**

(f) Restricted securities

There are no restricted securities on issue

(g) On-market buy-back

There is no current on-market buy-back in place.

(h) Tenements held

Project	Location	Tenement ID	Interest (%)
Barimaia	Western Australia	E58/574	80 (Note 1)
Barimaia	Western Australia	M58/361	80 (Note 1)
Barimaia	Western Australia	M58/371	80 (Note 1)
Barimaia	Western Australia	P58/1956	80 (Note 1)
Barimaia	Western Australia	P58/2026	80 (Note 1)
Barimaia	Western Australia	P58/2030	80 (Note 1)
Barimaia	Western Australia	P58/2031	80 (Note 1)

For personal use only

ASX ADDITIONAL INFORMATION

Project	Location	Tenement ID	Interest (%)
Barimaia	Western Australia	P58/2032	80 (Note 1)
Barimaia	Western Australia	P58/2035	80 (Note 1)
Barimaia	Western Australia	P58/2039	80 (Note 1)
Barimaia	Western Australia	P58/2040	80 (Note 1)
Barimaia	Western Australia	P58/2041	80 (Note 1)
Barimaia	Western Australia	P58/2042	80 (Note 1)
Barimaia	Western Australia	P58/2051	80 (Note 1)
Barimaia	Western Australia	P58/2052	80 (Note 1)
Barimaia	Western Australia	P58/2076	80 (Note 1)
Barimaia	Western Australia	P58/2077	80 (Note 1)
Barimaia	Western Australia	P58/2080	80 (Note 1)
Goodia	Western Australia	E63/1953	100
Goodia	Western Australia	E63/2313	100
Goodia	Western Australia	E63/2500	100
Goodia	Western Australia	E63/2512	100
Fisher South	Western Australia	E53/2143	100

Notes:

1. The Company has earned an 80.3% interest in the Barimaia JV Gold Project tenements.