ASX MEDIA RELEASE

Havilah Resources
Strategic Minerals in South Australia

3 September 2026

Uncovering Copper Potential of the Curnamona Province

COPPER TO THE WORLD 2026 PRESENTATION

Havilah Resources Limited (**Havilah** or **Company**) is pleased to release the presentation to be delivered today at the Copper to the World Conference 2026 in Adelaide by Dr Chris Giles, Havilah's Technical Director.

The presentation, entitled "Uncovering Copper Potential of the Curnamona Province", outlines Havilah's partnerships with successful Australian copper producers in the Curnamona Province of northeastern South Australia.

The presentation will also be available on the Company's website at www.havilah-resources.com.au

This release has been authorised on behalf of the Havilah Resources Limited Board by Mr Simon Gray.

For personal use only

For further information visit www.havilah-resources.com.au
Contact: Dr Chris Giles, Technical Director, on (08) 7111 3627 or email info@havilah-resources.com.au
Registered Office: 107 Rundle Street, Kent Town, South Australia 5067

For personal use only

Havilah Resources

Strategic Minerals in South Australia

UNCOVERING COPPER POTENTIAL OF THE CURNAMONA PROVINCE

COPPER to the WORLD

Presentation, September 2026

CURNAMONA PROVINCE

For personal use only

HIGH GEOLOGICAL PROSPECTIVITY

Comparable with Gawler Craton and Mt. Isa - Cloncurry.

LARGE STRATABOUND MINERALISED SYSTEMS

Capable of producing multiple big copper orebodies.

UNDER-EXPLORED DUE TO LACK OF OUTCROP

Means plenty of new discovery opportunities.

FAVOURABLE LOGISTICS

Near Broken Hill, rail, highway, potential power, ample saline groundwater, outback pastoral country.

FIVE OPERATING MINES

Broken Hill – lead, zinc, silver
Beverley & Honeymoon – ISR uranium
White Dam & Portia – gold
Kalkaroo & Mutooroo - future copper mines?

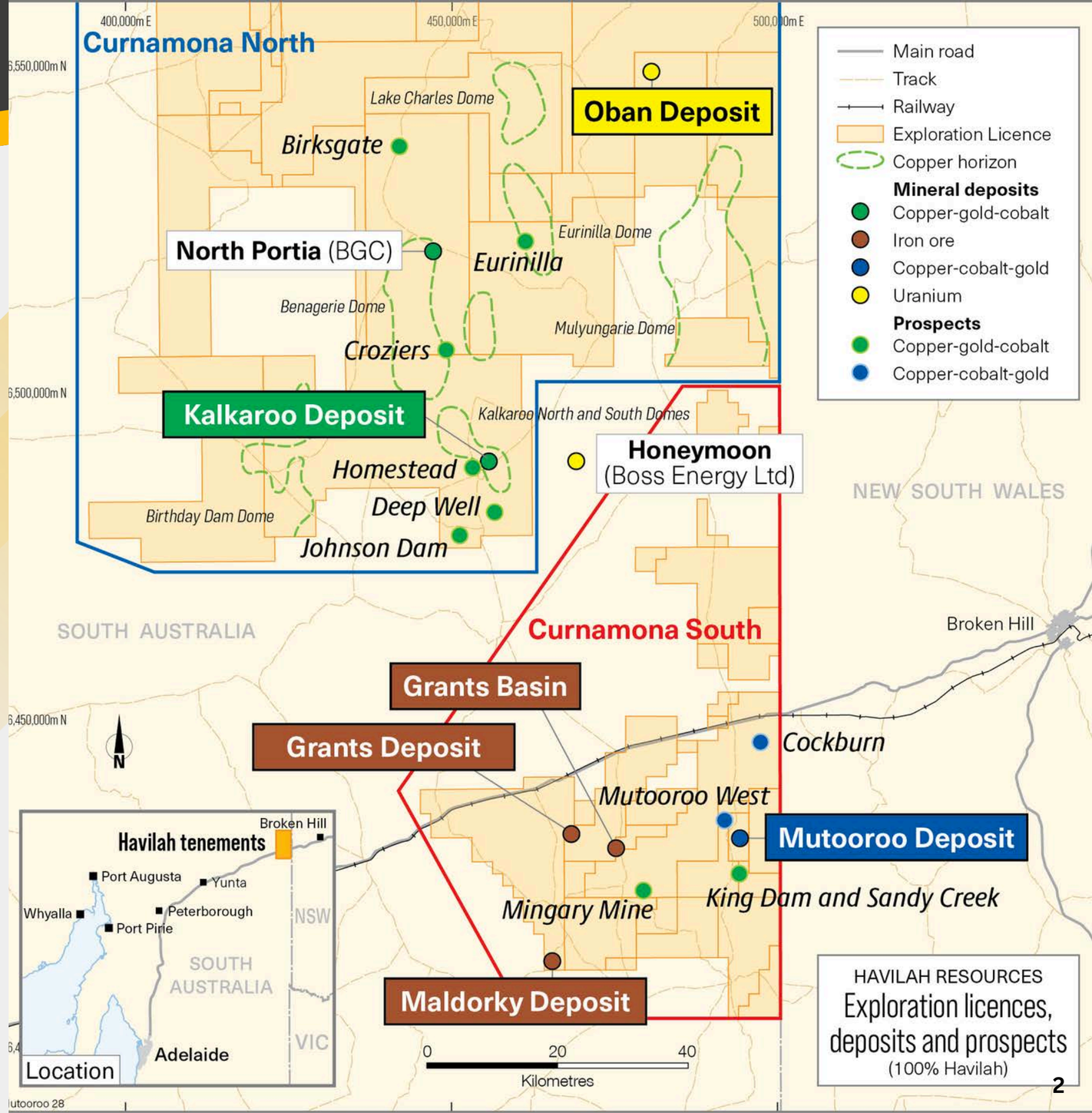

MULTI-COMMODITY MINERALS ENDOWMENT

For personal use only

29 **Cu** Copper 63.546	79 **Au** Gold 196.967	27 **Co** Cobalt 58.933	42 **Mo** Molybdenum 95.95	92 **U** Uranium 238.0289	74 **W** Tungsten 183.84
83 **Bi** Bismuth 208.980	4 **Be** Beryllium 9.0122	26 **Fe** Iron 55.845	57-71 Rare Earth Elements (REE)	16 **S** Sulfur 32.065	

Havilah's drilling on its Curnamona Province tenements in northeastern South Australia has identified significant discoveries of the above metals.

TWO PARTNERED SUBSTANTIAL COPPER PROJECTS

For personal use only

KALKAROO

Copper-Gold Project

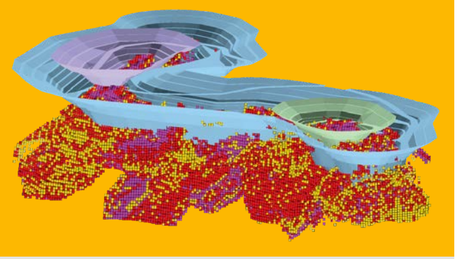

JORC Mineral Resources

Copper 1.1 Mt	Gold 3.1 Moz	Cobalt 23.2 Kt

- One of the larger undeveloped open pit copper-gold deposits in Australia, not yet fully defined by drilling.
- Partnering with Sandfire Resources on a planned ~US$70M PFS, which is scheduled to be completed in H2 FY28.
- As part of the pre-feasibility study Sandfire is planning a ~130km infill and extensional drilling program at Kalkaroo.
- Kalkaroo has the potential to be Sandfire's next substantial copper mining development in Australia.

MUTOOROO

Copper Project

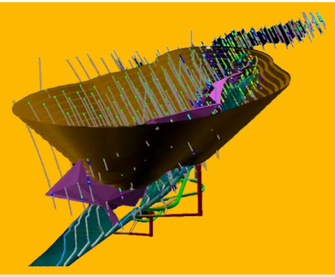

JORC Mineral Resources

Copper 195.0 Kt	Cobalt 20.2 Kt	Gold 82.1 Koz

- Comparatively high grade undeveloped sulphide deposit containing 1.53% copper and 0.16% cobalt.
- Partnering with Kantra Copper (formerly Hillgrove Resources) to study the feasibility of railing sulphide ore to its Kanmantoo Mine, utilising spare capacity in Kantra's processing facility.
- Potentially enables lower execution risk and quicker project development option for Mutooroo, managed by Kantra who is a proven copper mining and processing operator in South Australia.

KALKAROO PARTNERSHIP PROGRESS

Source: https://sandfire.com.au

Sandfire

Sandfire has made strong, early progress establishing the foundations of the planned ~US$70M pre-feasibility study which is scheduled to be completed in H2 FY28. This includes completing an 80 bed onsite camp and progressing installation of a drillcore processing facility.

Multiple drilling rigs will undertake the planned ~130 km large-scale infill and extension drilling program on the Kalkaroo resource.

For personal use only

KALKAROO'S REAL SIZE IS UNKNOWN

Sandfire

For personal use only

Kalkaroo orebody is **not closed** off by current drilling along strike at the eastern and western ends and down dip.

Space to **substantially expand the size** of Kalkaroo orebody within the existing ML area.

Adjacent Homestead prospect has sufficient strike length of mineralised horizon to **potentially host another Kalkaroo size deposit.**

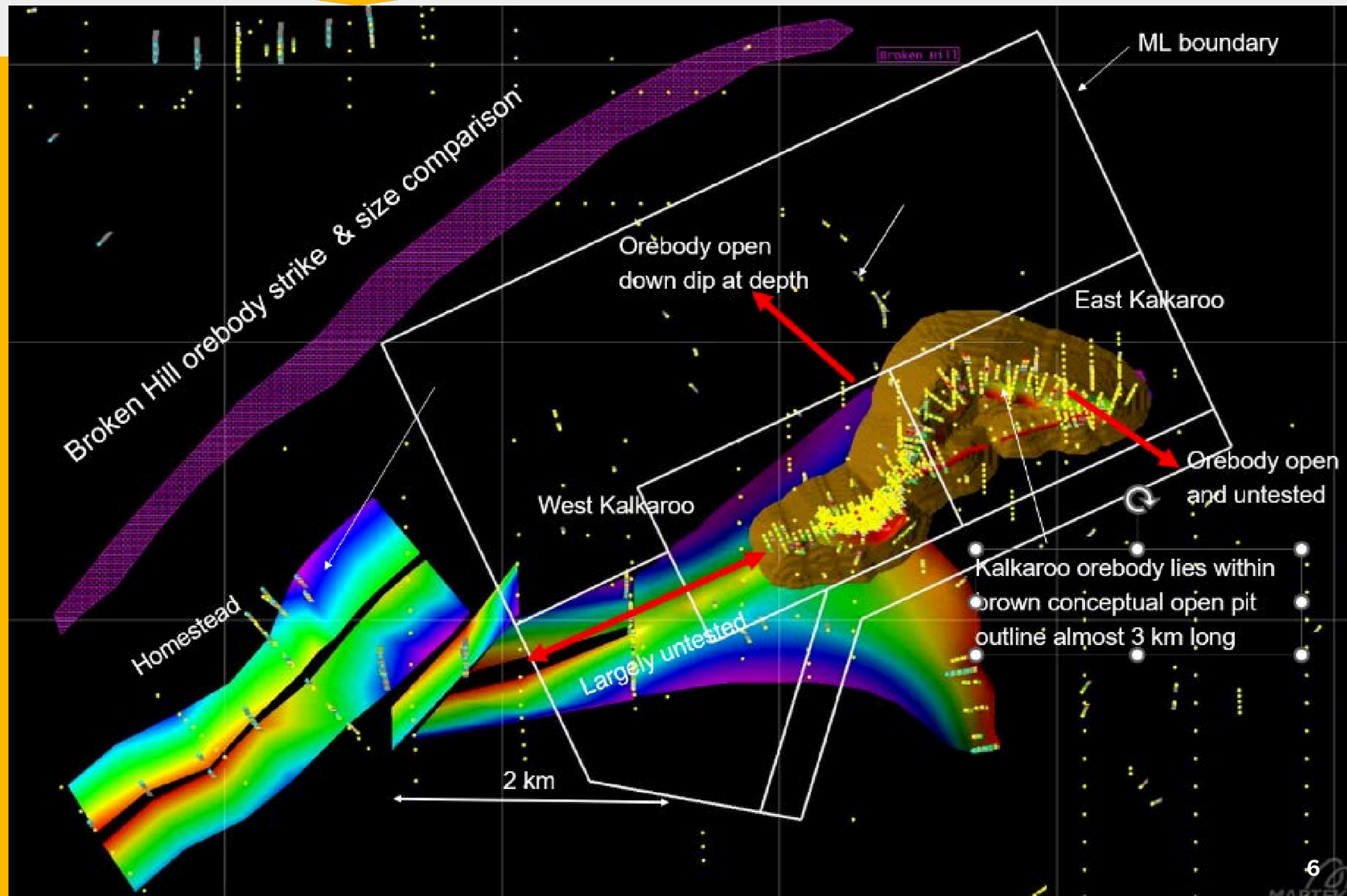

MUTOOROO PARTNERSHIP CONCEPT

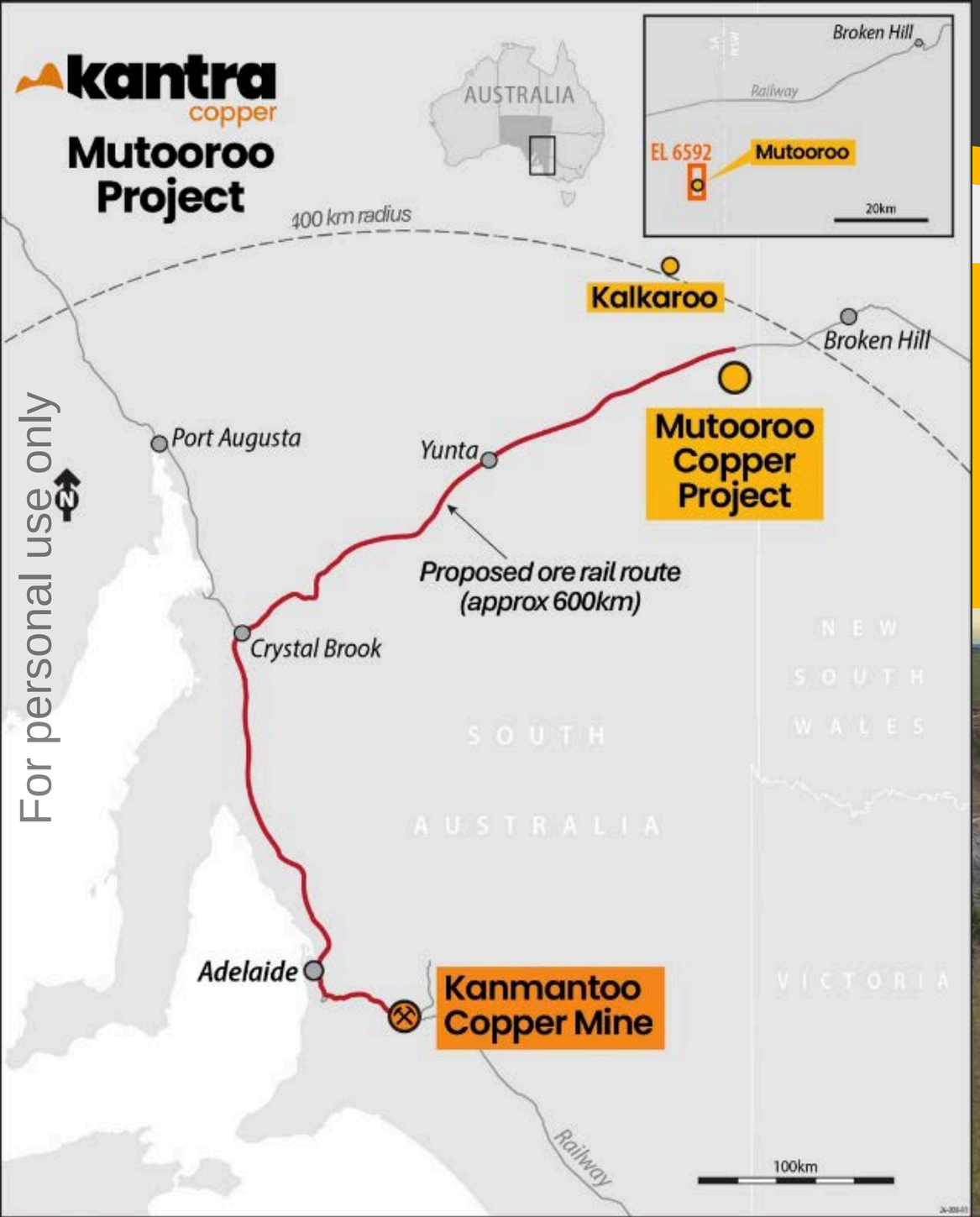

For personal use only

Kanmantoo Copper Mine is located 55 km from Adelaide on the Melbourne railway line.

A Tolling and Marketing agreement for the processing of Mutooroo ore at Kantra's Kanmantoo processing facility, currently in draft form, would be finalised if Kantra proceeds.

Source: https://kantra.com/

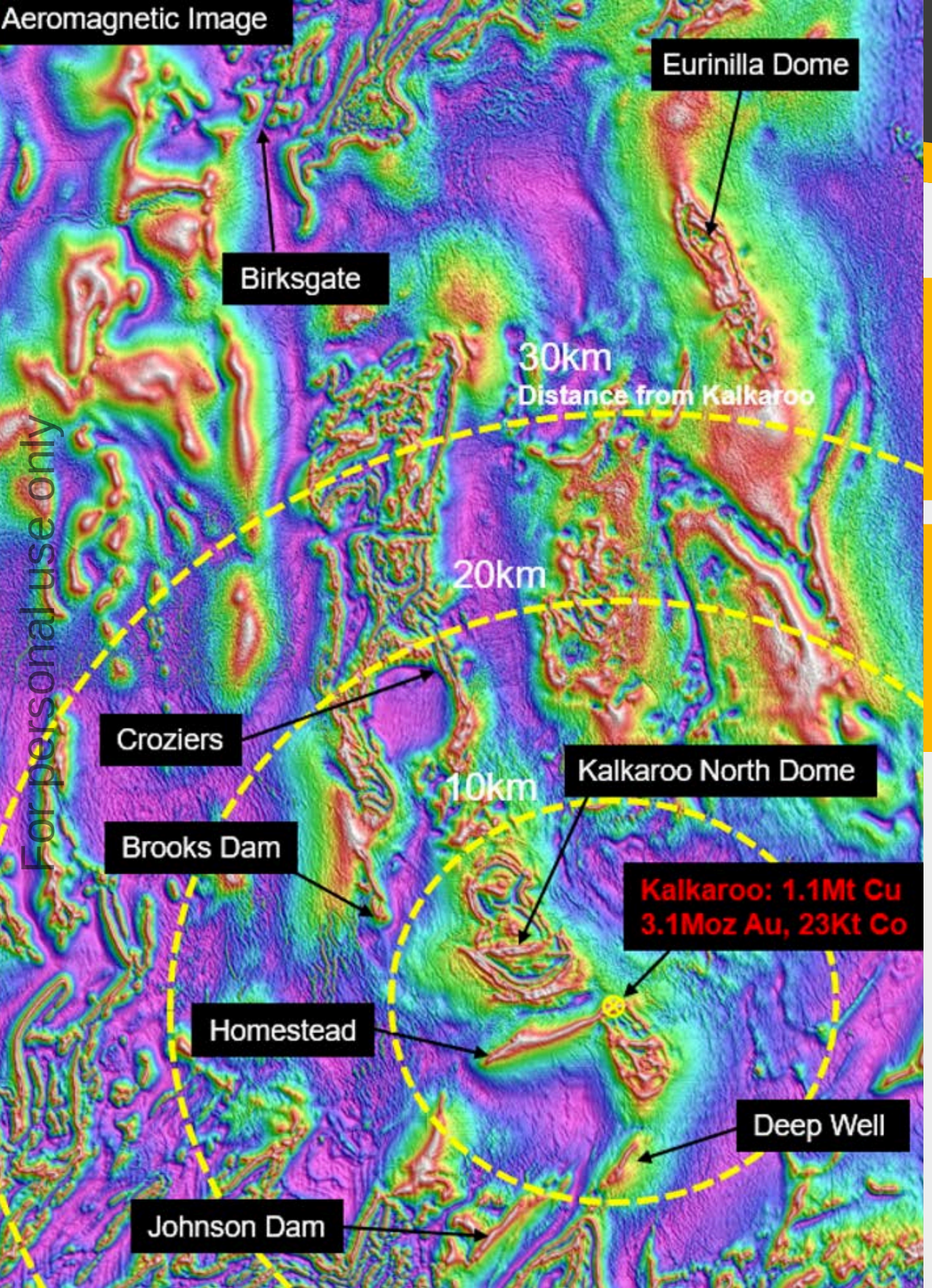

For personal use only

FINDING THE NEXT KALKAROO

Kalkaroo Regional Hub: $30M over two years provided by Sandfire for regional exploration within trucking distance of Kalkaroo.

Mutooroo Regional Hub: Many promising prospects, drilling funded from Havilah's robust cash position.

Well positioned to make new discoveries

1. Highly prospective Curnamona Province with multiple mineralised high conviction prospects.

2. Sandfire transaction has unlocked substantial exploration funds.

3. Available funding greatly enhances chances of future discovery success.

INVEST IN THE CURNAMONA PROVINCE

For personal use only

LOW RISK COPPER EXPOSURE

Two high quality copper miners are committed to pre-feasibility studies and new copper mining developments if feasible.

HIGH LEVERAGE TO DISCOVERY SUCCESS

Under-explored, highly prospective geological terrain plus large exploration budgets is a recipe for discovery success.

COMPOUNDING EFFECT

New mining developments bring infrastructure that promotes and facilitates further mine developments on a district scale.

ALIGNED WITH STATE COPPER STRATEGY

Strong support at Government level to see new copper mining and infrastructure developments to meets its stated copper metal production objective of 1 Mtpa.

CAUTIONARY AND COMPETENT PERSON'S STATEMENTS

CAUTIONARY STATEMENT

The information contained in this presentation is not financial product advice and does not constitute an offer. The presentation is for information purposes and is of a general and summary nature only. Neither Havilah Resources Limited (Havilah) nor any member of the Havilah Group of companies, gives no warranties in relation to the statements and information in this presentation. Investors should seek appropriate advice on their own objectives, financial situation and needs.

It is not recommended that any person makes any investment decision in relation to Havilah based on this presentation. This presentation should be read in conjunction with the latest Annual Report together with any announcements made by Havilah in accordance with its continuous disclosure obligations arising under the Corporations Act 2001.

This presentation contains certain statements which may constitute 'forward-looking statements'. Such statements are only predictions and are subject to inherent risks and uncertainties which could cause actual values, performance or achievements to differ materially from those expressed, implied or projected in any forward-looking statements.

Havilah disclaims any intent or obligation to update publicly any forward-looking statements, whether as a result of new information, future events or results or otherwise. Investors are cautioned that forward-looking statements are not guarantees of future performance and investors are cautioned not to put undue reliance on forward-looking statements due to the inherent uncertainty therein. Where discovery upside is identified, this is a collective opinion of Havilah's geologists based on their best interpretations of the available data and their experience in the Curnamona Province. Further work may disprove any or all the interpretations and geological models put forward in this presentation.

For personal use only

CAUTIONARY STATEMENT

The information in this presentation that relates to Exploration Results, Mineral Resources and Ore Reserves is based on data compiled by geologist Dr Chris Giles, a Competent Person who is a member of The Australian Institute of Geoscientists. Dr Giles is Technical Director of the Company, a full-time employee and is a substantial shareholder. Dr Giles has sufficient experience, which is relevant to the style of mineralisation and type of deposit and activities described herein to qualify as a Competent Person as defined in the 2012 Edition of 'Australasian Code for Reporting of Exploration Results, Mineral Resources and Ore Reserves'. Dr Giles consents to the inclusion in the presentation of the matters based on his information in the form and context in which it appears.

Information for Ore Reserve & Mineral Resources complies with the JORC Code 2012. Information for the Kalkaroo Ore Reserve & Mineral Resource and the Mutooroo Inferred cobalt & gold Mineral Resources complies with the JORC Code 2012. All other information was prepared and first disclosed under the JORC Code 2004 and is presented on the basis that the information has not materially changed since it was last reported. Havilah confirms that all material assumptions and technical parameters underpinning the reserves and resources continue to apply and have not materially changed. Except where explicitly stated, this presentation contains references to prior exploration results and JORC Mineral Resources, which are cross-referenced to previous ASX announcements made by Havilah. The Company confirms that it is not aware of any new information or data that materially affects the information included in the relevant ASX announcements.

JORC ORE RESERVE AND MINERAL RESOURCES 2025

MINERAL RESOURCES

Project	Classification	Resource Category	Tonnes	Copper %	Cobalt %	Gold g/t	Copper tonnes	Cobalt tonnes	Gold ounces
Mutooroo [2]	Measured	Oxide	598,000	0.56	0.04	0.08			
	Total	**Oxide**	**598,000**	**0.56**	**0.04**	**0.08**	**3,300**	**200**	**1,500**
	Measured	Sulphide Copper-Cobalt-Gold	4,149,000	1.23	0.14	0.18			
	Indicated	Sulphide Copper-Cobalt-Gold	1,697,000	1.52	0.14	0.35			
	Inferred	Sulphide Copper-Cobalt-Gold	6,683,000	1.71	0.17	0.17			
	Total	**Sulphide Copper-Cobalt-Gold**	**12,529,000**	**1.53**	**0.16**	**0.20**	**191,700**	**20,000**	**80,600**
		Total Mutooroo	**13,127,000**				**195,000**	**20,200**	**82,100**
Kalkaroo [3]	Measured	Oxide Gold Cap	12,000,000			0.82			
	Indicated	Oxide Gold Cap	6,970,000			0.62			
	Inferred	Oxide Gold Cap	2,710,000			0.68			
	Total	**Oxide Gold Cap**	**21,680,000**			**0.74**			**514,500**
	Measured	Sulphide Copper-Gold	85,600,000	0.57		0.42			
	Indicated	Sulphide Copper-Gold	27,900,000	0.49		0.36			
	Inferred	Sulphide Copper-Gold	110,300,000	0.43		0.32			
	Total	**Sulphide Copper-Gold**	**223,800,000**	**0.49**		**0.36**	**1,096,600**		**2,590,300**
		Total Kalkaroo	**245,480,000**				**1,096,600**		**3,104,800**
	Inferred	Cobalt Sulphide[4]	193,000,000		0.012			23,200	
Total All Projects		**All Categories (rounded)**	**258,607,000**				**1,291,600**	**43,400**	**3,186,900**

Project	Classification	Tonnes (Mt)	Iron (%)	Fe concentrate (Mt)	Estimated yield
Maldorky [5]	Indicated	147	30.1	59	40%
Grants [6]	Inferred	304	24	100	33%
Total all projects	**All categories**	**451**		**159**	

ORE RESERVES

Project	Classification	Tonnes (Mt)	Copper %	Gold g/t	Copper tonnes (Kt)	Gold ounces (Koz)
Kalkaroo[1]	Proved	90.2	0.48	0.44	430	1,282
	Probable	9.9	0.45	0.39	44	125
Total		**100.1**	**0.47**	**0.44**	**474**	**1,407**

Footnotes to the JORC Ore Reserve and Mineral Resource Tables

Numbers in tables are rounded. Ore Reserves are a subset of the Mineral Resources.

[1] Details released to ASX: 18 June 2018 (Kalkaroo).

[2] Details released to ASX: 18 October 2010 and 5 June 2020 (Mutooroo).

[3] Details released to ASX 30 January 2018 & 7 March 2018 (Kalkaroo).

[4] Note that the Kalkaroo cobalt Inferred resource is not added to the total tonnage.

[5] Details released to ASX: 10 June 2011 applying an 18% Fe cut-off (Maldorky).

[6] Details released to ASX: 5 December 2012 applying an 18% Fe cut-off (Grants).

For personal use only

CONTACT INFORMATION

For personal use only

SUBSCRIBE TO OUR MAILING LIST

KEEP UP WITH THE LATEST NEWS AND ANNOUNCEMENTS

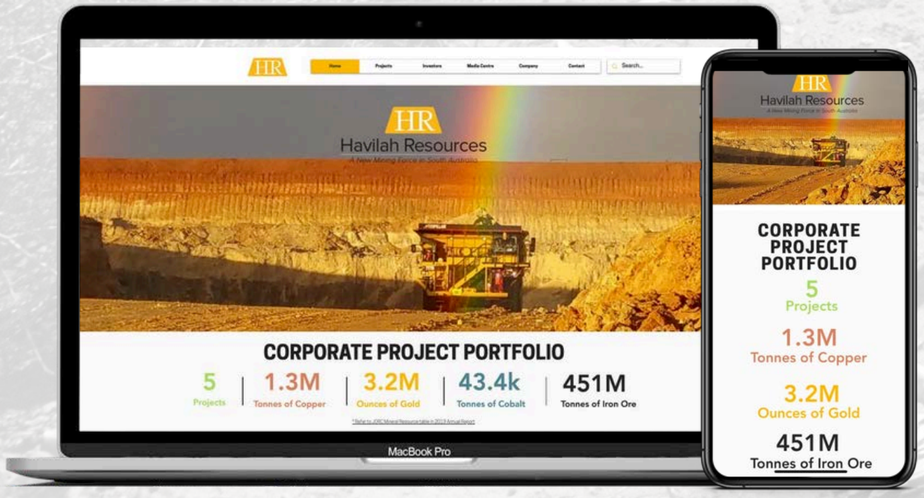

FIND US ONLINE

www.havilah-resources.com.au

www.youtube.com/havilahresources

www.linkedin.com/company/havilah-resources

www.facebook.com/havilahres

x.com/HavilahRes

CORPORATE

Havilah Resources Limited
ABN: 39 077 435 520 ASX
Code: HAV

OFFICE

PO BOX 3
Fullarton, 5063
South Australia, Australia

Tel: +61 (08) 7111 3627

Email: info@havilah-resources.com.au