For personal use only

1 September 2026

Broad intersections of high-grade fluorite mineralisation returned from the Sandover Fluorite Project

Results have exceeded expectations and highlight potential for a world-class fluorite discovery

- **Broad intersections of high-grade fluorite mineralisation have been returned from assays across multiple holes from Tivan's Stage Two RC drilling program at the Sandover Fluorite Project in the NT.**
- **Significant intercepts returned include:**
  - **18m at 25.1% CaF_2 from 30m (including 7m at 54.9% CaF_2 from 36m)** (SAF26_REXP019)
  - **17m at 19.9% CaF_2 from 92m (including 6m at 45.9% CaF_2 from 93m)** (SAF26_REXP033)
  - **21m at 14.5% CaF_2 from 88m (including 7m at 33.4% CaF_2 from 89m)** (SAF26_REXP027)
- **Program returned a highest-grade intersection of 3m at 74.3% CaF_2 from 28m** (SAF26_REXP031)
- **Broad intercepts have been recorded across three reefs comprising ~2.25km of outcrop, with mineralisation remaining open along strike and at depth, indicating strong potential for expansion of the mineralised footprint.**
- **Drilling also identified fluorite stockwork mineralisation adjacent to the primary veins.**
- **A total of 58 RC holes for 5,884m were drilled across seven fluorite reefs at the project targeting priority reefs previously identified through prior drilling, surface mapping and sampling.**
- **The Stage Two program has further validated Tivan's exploration model, confirming continuity of high-grade fluorite mineralisation and further defining priority areas for resource-focused drilling.**
- **Tivan intends to develop an Exploration Target for the Sandover Fluorite Project, alongside planning for further drilling to support potential future definition of a maiden Mineral Resource Estimate**
- **Drilling assay results are encouraging for the production of acidgrade fluorspar (CaF_2 content >97%).**
- **Tivan's strategy is to become a long-term producer of acidgrade fluorspar (97% CaF_2) through planned development of the Speewah Fluorite Project (WA) and exploration at the Sandover Fluorite Project.**

The Board of Tivan Limited (ASX: TVN) ("Tivan" or the "Company") is pleased to announce that broad intersections of high-grade fluorite mineralisation have been returned from assay results from the Stage 2 Reverse Circulation ("RC") drilling program completed at the Sandover Fluorite Project ("Project") (100% Tivan), located approximately 230km north-east of Alice Springs in the Northern Territory and adjacent to Tivan's Molyhil Tungsten Project. The results have further validated Tivan's exploration model for the Project, confirming continuity of high-grade fluorite mineralisation across multiple reefs and further defining priority areas for resource-focused drilling.

The Stage Two drilling program was completed in June 2026 and comprised 58 Reverse Circulation (RC) drill holes for a total of 5,884m drilled. The program was designed to test priority fluorite reefs identified from Stage One drilling (see ASX announcement 11 February 2026) and reefs identified by Tivan's geology team through surface mapping and sampling, with the aim of assessing the continuity and grade of fluorite mineralisation at depth.

All drill holes intersected fluorite mineralisation, with the program returning a highest-grade intersection of 3m at 74.3% CaF_2 from 28m (SAF26_REXP031). Significantly, the mineralisation intersected remains open along strike and at depth, indicating strong potential for expansion of the mineralised footprint identified to date.

The drilling also identified fluorite stockwork mineralisation adjacent to the primary veins, highlighting the broader scale and complexity of the mineralised system.

Stage Two drilling identified Reefs A, C and E as the three priority vein systems for future resource-focused drilling, and further drilling to test extensions of the mineralised system at these reefs along strike and at depth. Tivan now intends to develop an Exploration Target for the Sandover Fluorite Project, alongside planning for a Stage Three drilling program to support potential future definition of a maiden Mineral Resource Estimate.

Tivan's strategy is to become a long-term producer of acidgrade fluorspar (97% CaF_2) through the planned development of the Speewah Fluorite Project in Western Australia and exploration at the Sandover Fluorite Project. The Australian Government added fluorine to Australia's Critical Minerals List in December 2023. There is currently no domestic fluorspar or fluorite production in Australia, with China, Mexico, South Africa and Mongolia the largest producers globally. Fluorite ore is used to produce commercial grade fluorspar products, with acidgrade fluorspar used as the primary feedstock in the production of hydrofluoric acid. Downstream products are used in strategically important sectors, including lithium-ion batteries and semiconductor manufacturing, and across a wide range of industrial processes.

Tivan is progressing development planning for the Speewah Fluorite Project in Western Australia, including a Definitive Feasibility Study, for an Australian-first mining and processing operation to produce acidgrade fluorspar by way of joint venture with Sumitomo Corporation, a leading Japanese trading house and Fortune Global 500 company, and Japan Organization for Metals and Energy Security ("JOGMEC"), an incorporated administrative agency of the Japanese Government that has a priority mission of securing a stable supply of energy and mineral resources to maintain and strengthen Japan's industrial base and economic prosperity (see ASX announcement of 21 July 2025).

Tivan also signed a Memorandum of Understanding with Sumitomo Corporation to progress good faith discussions with the intent of negotiating commercial agreements for the collaborative development, financing, operation, marketing and distribution of product from the Sandover Fluorite Project (see ASX announcement of 21 July 2025).

For personal use only

Comment from Tivan Executive Chairman

Mr Grant Wilson commented:

"Since the start of Tivan our Board has been focused on the acquisition and development of long-duration assets that can support our corporate trajectory and the intrinsic value of our balance sheet. Today illustrates the first, but not the last, example of those efforts. We acquired the Sandover Fluorite Project for a million dollars in November 2024, when there was no understanding of its significance. Through diligent efforts over the past two years, and our strong relationships in Central Australia, we have today demonstrated its world-class potential.

Open at strike and at depth, Sandover now represents long-term security of supply of high-grade fluorite for our trusted partners in Japan".

For personal use only

Overview of Stage Two Drilling Program

The Stage Two drilling program was designed to improve the geological understanding of the extensive fluorite reef system discovered at the Project through prior surface sampling, mapping and Stage One Drilling, including reef geometry, continuity and mineralogical characteristics. Stage Two drilling has substantially expanded drill coverage beyond the footprint of historical drilling, providing the first systematic test of the broader fluorite vein system at Sandover.

Stage one drilling was completed in December 2025 and comprised seven diamond (PQ) drill holes for a total of 518m drilled. All Stage One drill holes intersected high-grade fluorite mineralisation, with the program returning a highest-grade intersection of 3.4m at 71.7% CaF_2 from 36.8m (SAF25_DMET09) (see ASX announcement of 11 February 2026). Significant intercepts returned from Stage One included:

- 20.3m at 18.9% CaF_2 from 24m (including 6.2m at 37.7% CaF_2 from 25.8m) (SAF25_DMET01)
- 15.5m at 22.4% CaF_2 from 56.5m (including 5.4m at 32.1% CaF_2 from 57.6m) (SAF25_DMET02)
- 8m at 25.1% CaF_2 from 34m (including 4.5m at 41.6% CaF_2 from 36.3m) (SAF25_DMET03)

For Stage Two, a total of 58 drill holes were completed across seven reefs at the Project as part (see Figures 1 and 2 below), for a total of 5,884m drilled of the 6,285m initially planned. Several holes were terminated prior to their planned depth following successful intersection of the targeted fluorite vein, reducing overall program metres. 20 holes were co-funded by the NT Government under a grant awarded to Tivan in June 2025 (see ASX announcement 6 June 2025).

Drill holes ranged from 42m to 156m in depth, were inclined at between -55° and -60°, and oriented approximately perpendicular to the interpreted strike of the targeted fluorite veins. Drilling was spaced approximately 160m apart along strike, with the exception of Reef I which was drilled on an 80m spacing. The drilling was designed to intersect targeted veins at varying depths below surface, providing improved definition of vein geometry and continuity at depth.

Drilling Results - Stage Two

Stage Two drilling has materially advanced Tivan's understanding of the geometry, continuity and relative prospectivity of the fluorite vein system at the Sandover Fluorite Project.

The expanded drill coverage provides a substantially more detailed understanding of the individual vein geometries than was possible from the more limited Stage One drilling, including vein orientation, thickness and continuity both along strike and at depth.

The program also tested two additional fluorite veins, Reefs I and J, where drilling confirmed the presence of fluorite mineralisation but less significant than those returned from the previously drilled vein systems, with generally narrower mineralised widths encountered. These results provide an important additional understanding of geological constraints and will assist Tivan in prioritising the more prospective vein systems for future exploration.

Importantly, Stage Two drilling has provided greater definition of the lateral and vertical extent of the primary fluorite veins, including areas where mineralisation remains open along strike and/or at depth. The expanded drill coverage has also further demonstrated the characteristic pinch-and-swell geometry of the vein system, with variations in thickness observed both along strike and down-dip.

These results, together with surface mapping and the Project's magnetic survey data, will be incorporated into an updated geological model to further constrain vein geometry and continuity, support the definition of an Exploration Target and prioritise future resource-focused drilling.

Further details on the individual vein targets and drilling results are provided below. The reported vein intercepts represent downhole length only and are not considered representative of true vein width.

Refer to Appendix A and B – Drill Hole Collar and Drill Hole Results Tables for further details on sampling locations and assay results. Sampling techniques are detailed in the JORC Code, 2012 Edition: Table 1 Report enclosed with this announcement.

For personal use only

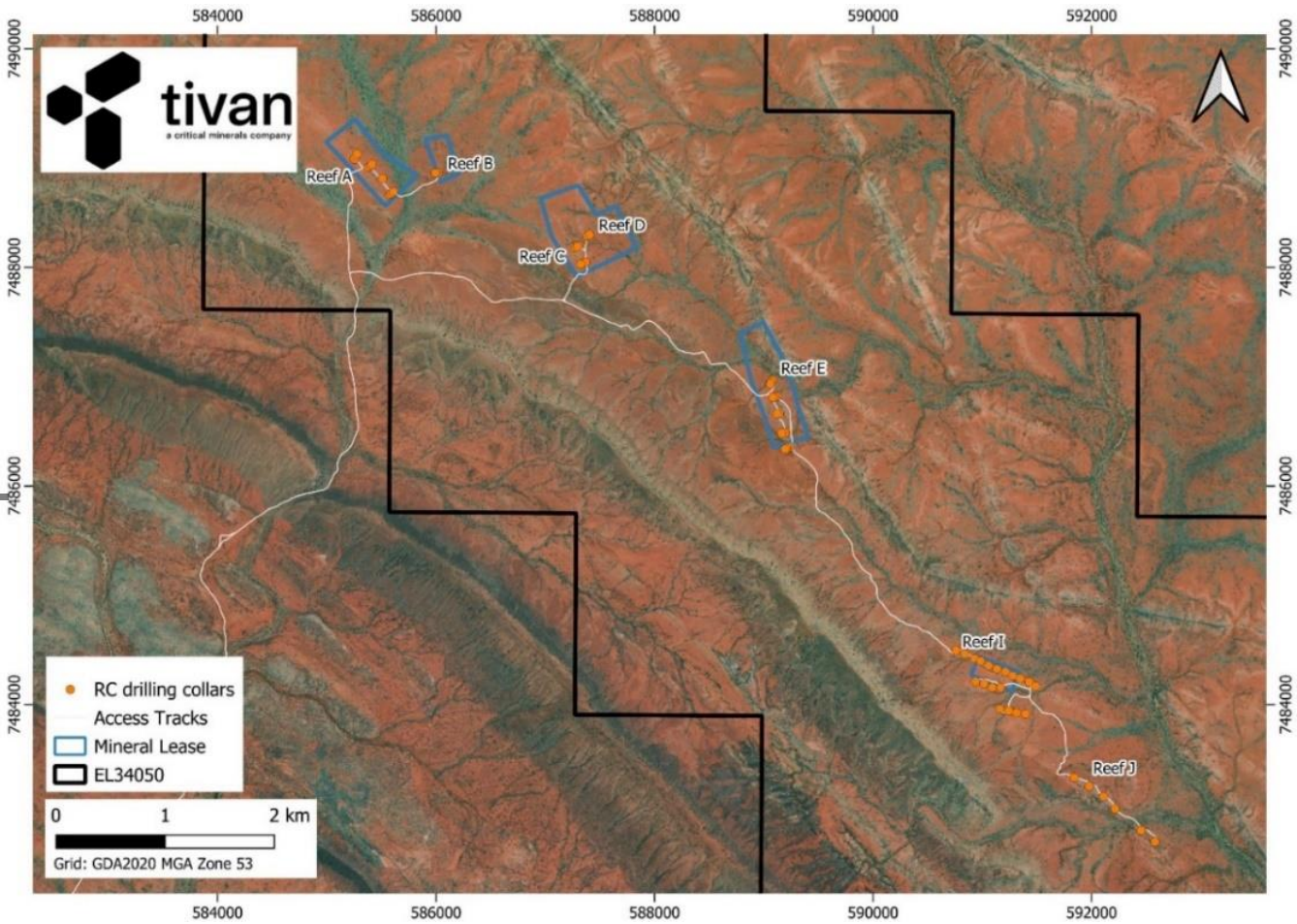

Figure 1: Drilling completed for Stage Two drill program the Sandover Fluorite Project

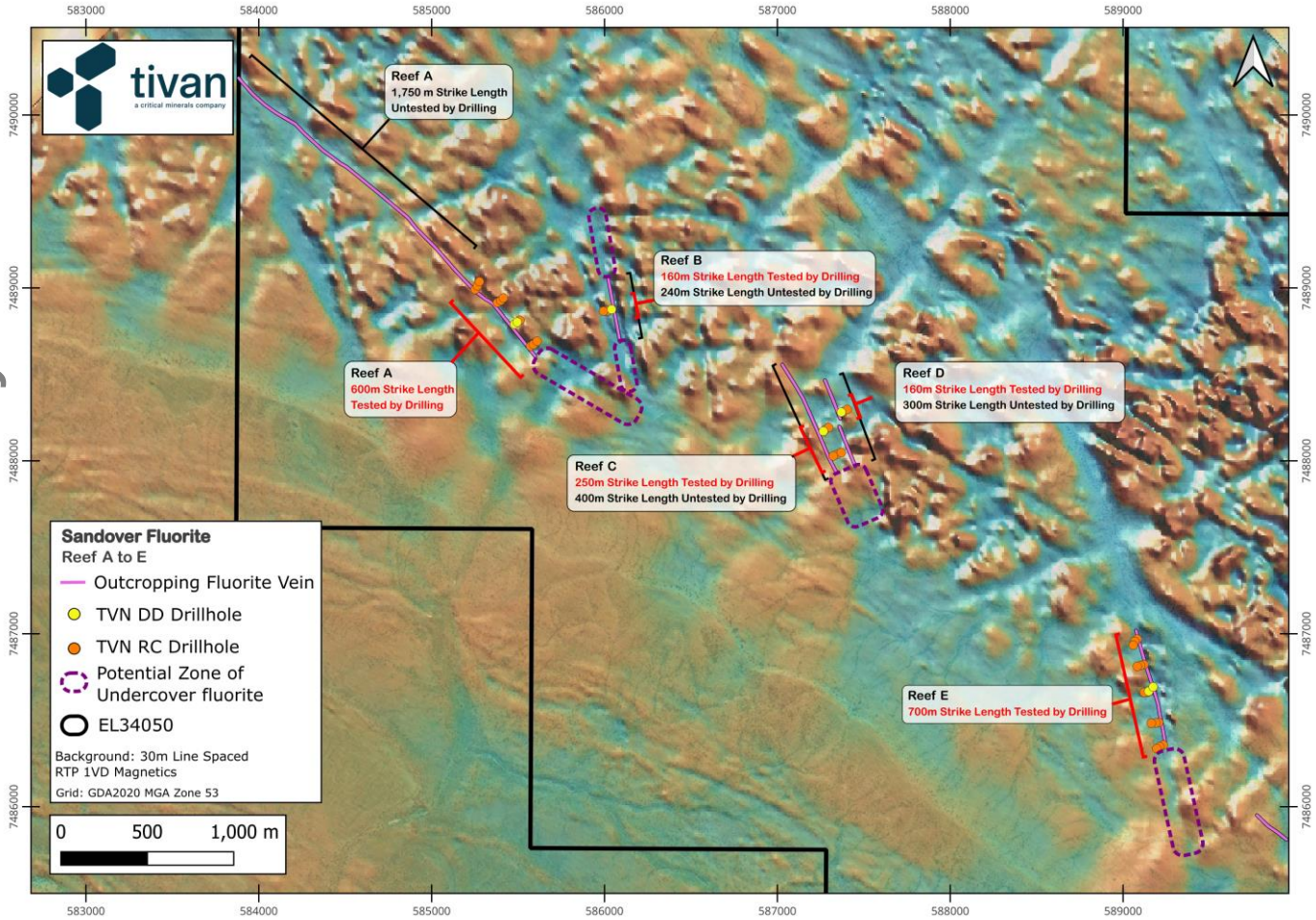

Figure 2: Primary fluorite veins, drilling, tested and untested strike extents, and areas prospective for undercover fluorite mineralisation, overlying 30m line-spaced RTP 1VD magnetic imagery

For personal use only

For personal use only

Reefs A and B

Reef A represents the northernmost extent of outcropping fluorite mineralisation identified at the Sandover Fluorite Project. A total of 10 RC holes for a total of 918m were drilled at Reef A. All holes intersected high-grade fluorite mineralisation, confirming continuity of the mineralised vein system and demonstrating that Reef A remains open at depth and along strike in both directions. 800m strike length was tested by the Stage Two drilling at Reef A. The best hole at Reef A, SAF26_REXP007, intersected fluorite mineralisation returning 28m at 11.3% CaF_2 from 89m.

Drilling was predominantly undertaken using three-hole drill fences, with individual holes designed to intersect the vein at progressively greater depths. This approach has provided improved definition of the geometry, thickness and depth continuity of Reef A and will assist in constraining the geological model for future resource-focused drilling.

Reef A has been identified as one of the three priority vein systems for future resource-focused drilling, with further drilling also planned to test extensions of the mineralised system along strike and at depth.

Two holes were drilled at Reef B for a total of 204m, with the best hole SAF26_REXP012 intersecting fluorite mineralisation from 67m for 5m at 31.4% CaF_2.

See Figures 3 and 4 below.

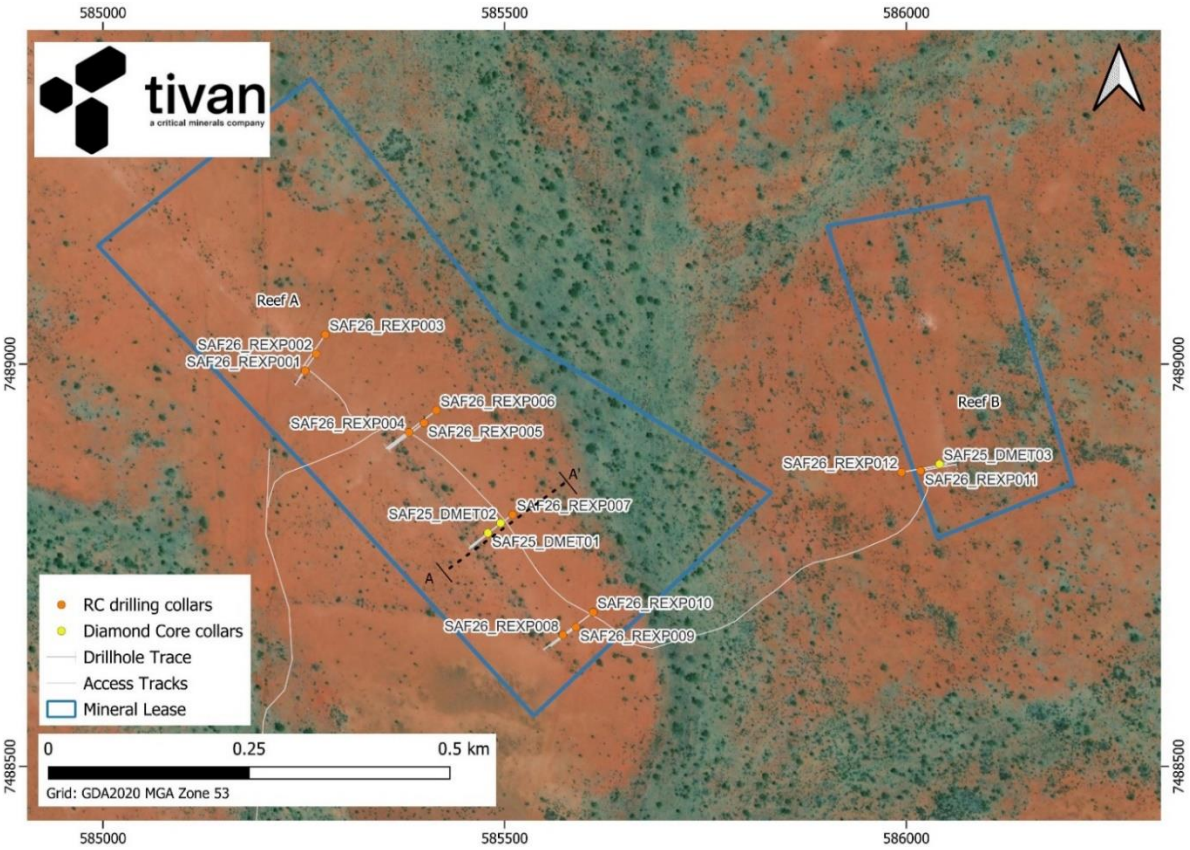

Figure 3: Drilling completed at Reef A and B for the Sandover Fluorite Project – RC (Stage Two) and Diamond (Stage One) collars shown

For personal use only

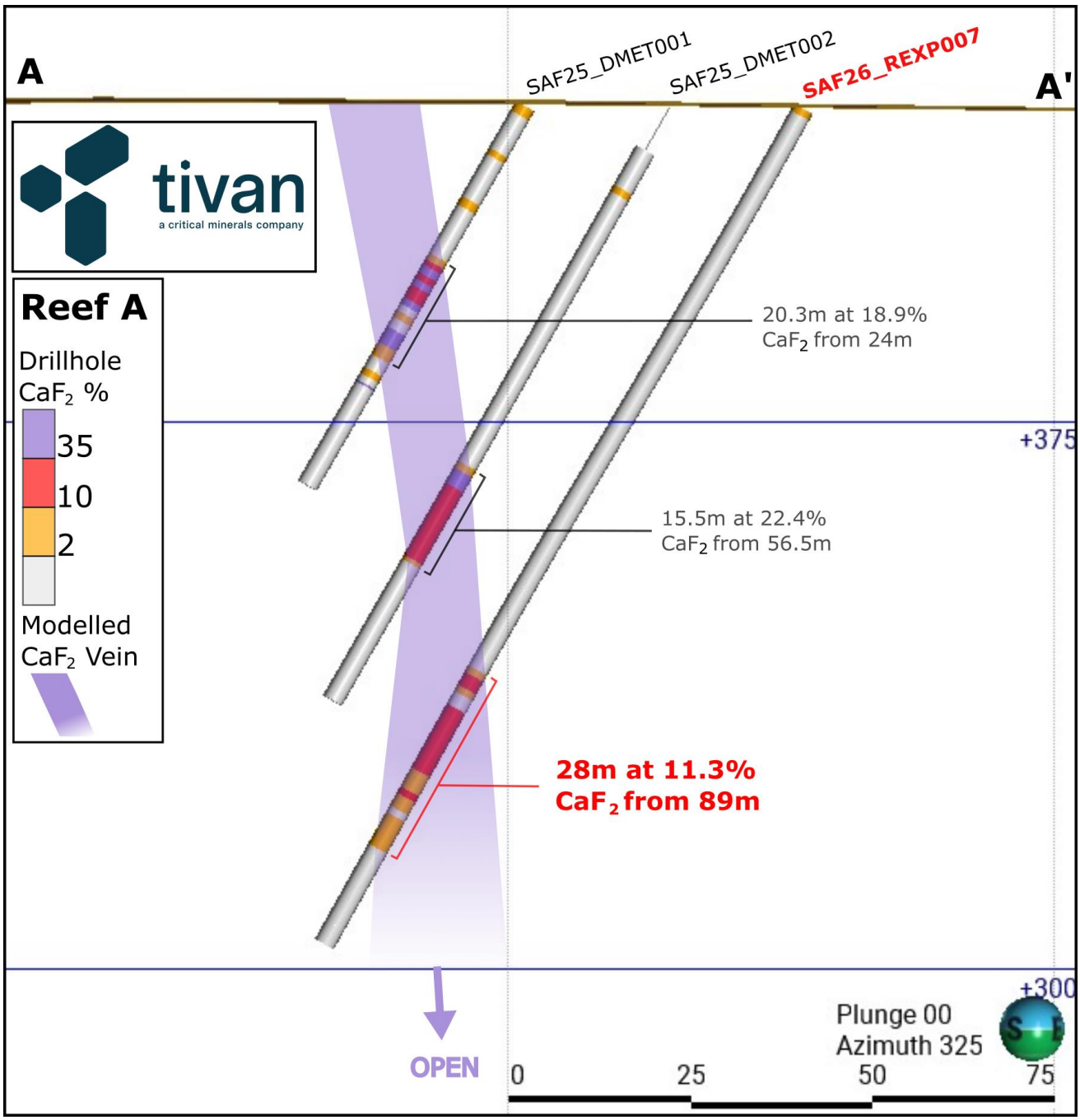

Figure 4: Cross section of Reef A drilling from the Sandover Fluorite geological model

For personal use only

Reefs C and D

Reefs C and D occur sub-parallel and in close proximity to each other. Five holes were drilled at Reef C for a total of 543. Hole SAF26_REXP019 drilled at Reef C returned 18m at 25.1% CaF_2 from 30m (including 7m at 54.9% CaF_2 from 36m) representing the standout result from the Stage Two drilling program. Reef C has also been identified as one of the three priority vein systems for future resource-focused drilling, and remains open at depth and along strike in both directions. Further drilling will be planned to test extensions of the mineralised system along strike and at depth.

Two holes were drilled at Reef D for a total of 234m. The best hole at Reef D, SAF26_REXP016, intersected fluorite mineralisation returning 4m at 8.6% CaF_2 from 116m. No further drilling is currently planned at Reef D, with exploration efforts to be prioritised towards the more prospective vein systems identified through the Stage Two program.

See Figures 5 and 6 below.

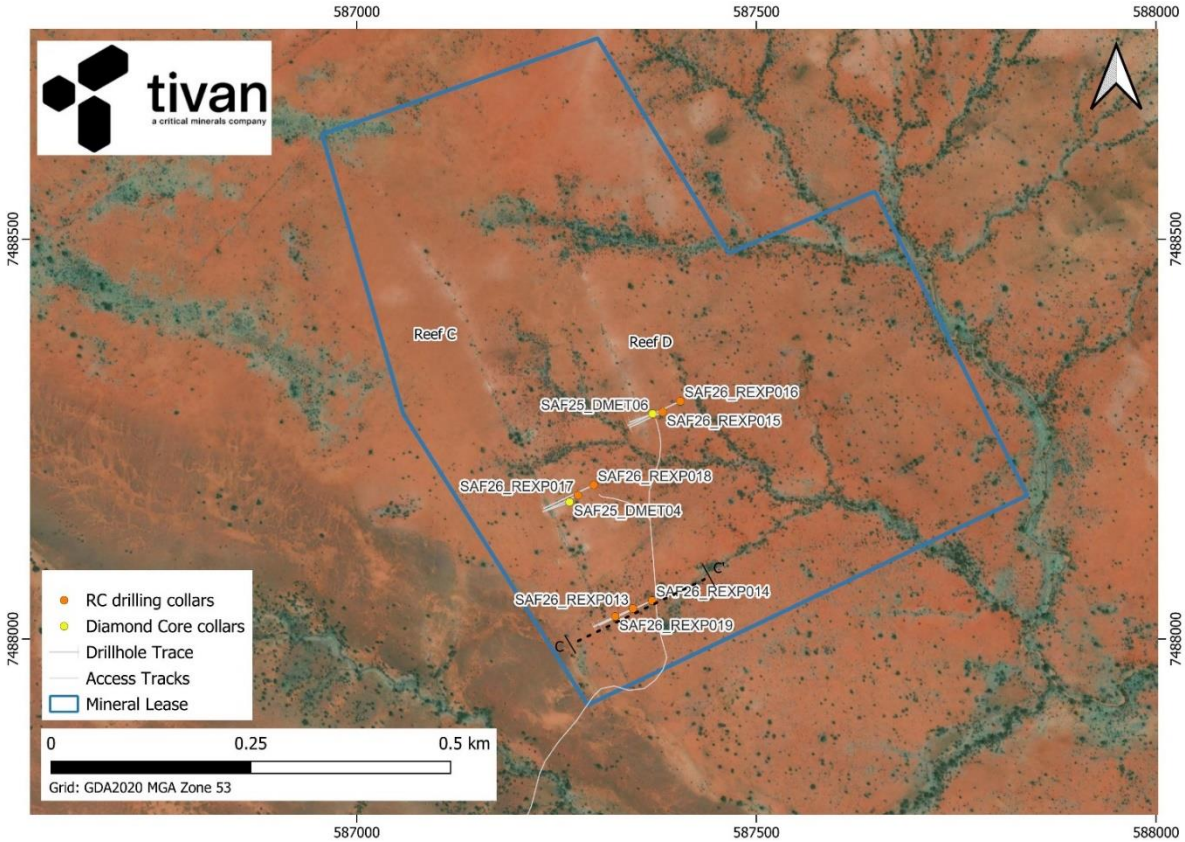

Figure 5: Drilling completed at Reef C and D for the Sandover Fluorite Project – RC (Stage Two) and Diamond (Stage One) collars shown

For personal use only

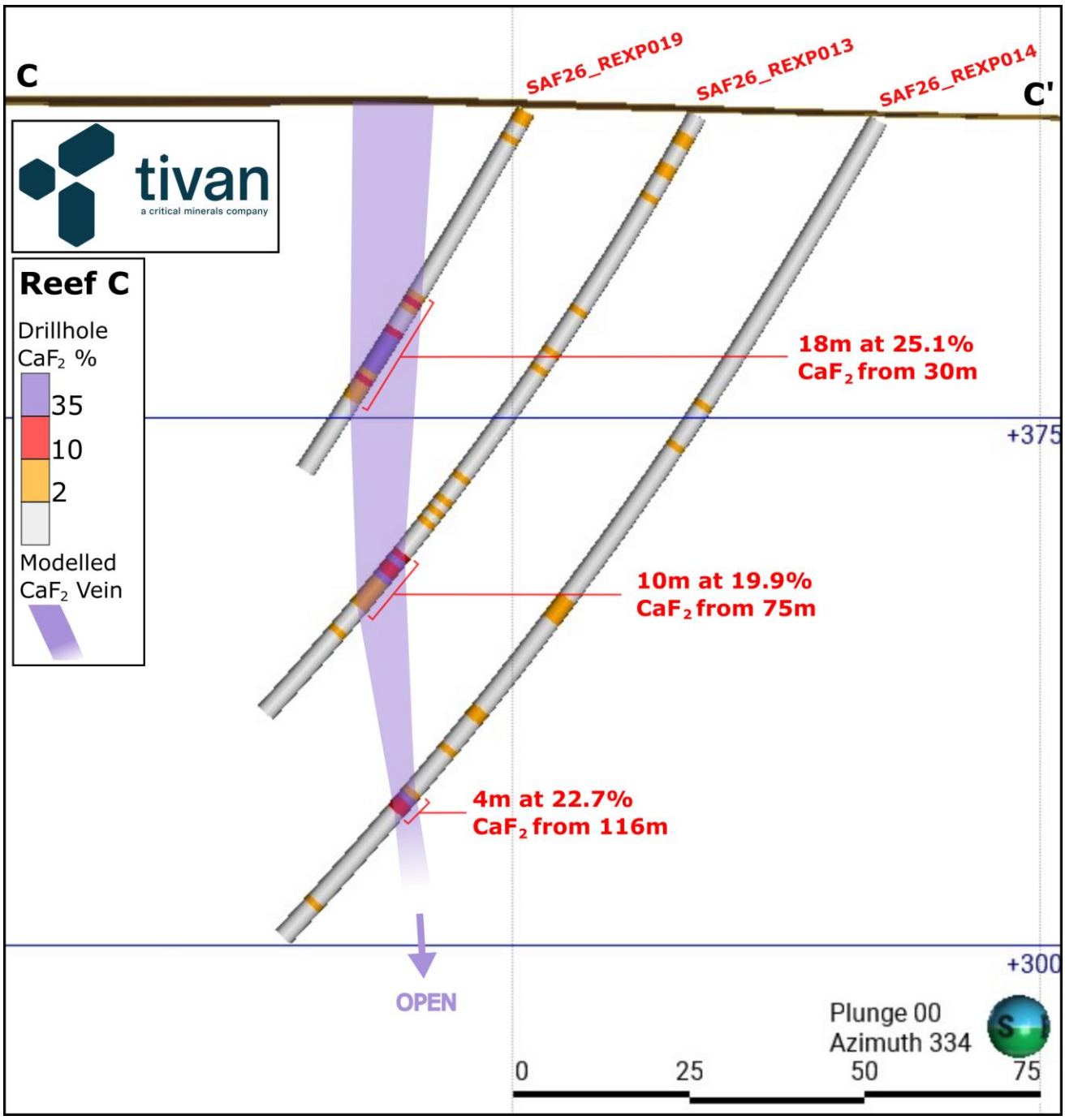

Figure 6: Cross section of Reef C drilling from the Sandover Fluorite geological model, highlighting the interpreted fluorite vein and associated stockwork mineralisation

For personal use only

Reef E

A total of 14 RC drill holes were completed at Reef E for a total of 1,382m. Reef E represents a priority target and has previously been tested by diamond and RC drilling (see ASX announcement of 22 November 2024), as well as Stage One diamond drilling completed by Tivan in 2025. Stage Two drilling tested approximately 750m of strike, with a significant proportion of the interpreted strike extent remaining untested.

A sub-vertical to steeply dipping hydrothermal fluorite-quartz-barite vein was intersected in all 14 Stage Two drill holes, returning an average downhole thickness of approximately 8.9m at an average grade of 20.5% CaF_2. Reef E returned the largest number of significant fluorite intersections from the Stage Two drilling program, demonstrating strong continuity of the mineralised vein system across the area tested. The best intersections returned included:

- 17m at 19.9% CaF_2 from 92m (SAF26_REXP033)
- 10m at 30.6% CaF_2 from 39m (SAF26_REXP028)
- 21m at 14.5% CaF_2 from 88m (SAF26_REXP027)
- 11m at 27.5% CaF_2 from 27m (SAF26_REXP031)

Stage Two drilling has provided substantially improved definition of the geometry and extent of mineralisation at Reef E, which remains open along strike in both directions and at depth (see Figure 11). These results establish Reef E as one of the priority vein systems for future resource-focused drilling, with further drilling planned to test extensions of the mineralised system and provide additional definition within the currently drilled area. See Figures 7 to 11 below.

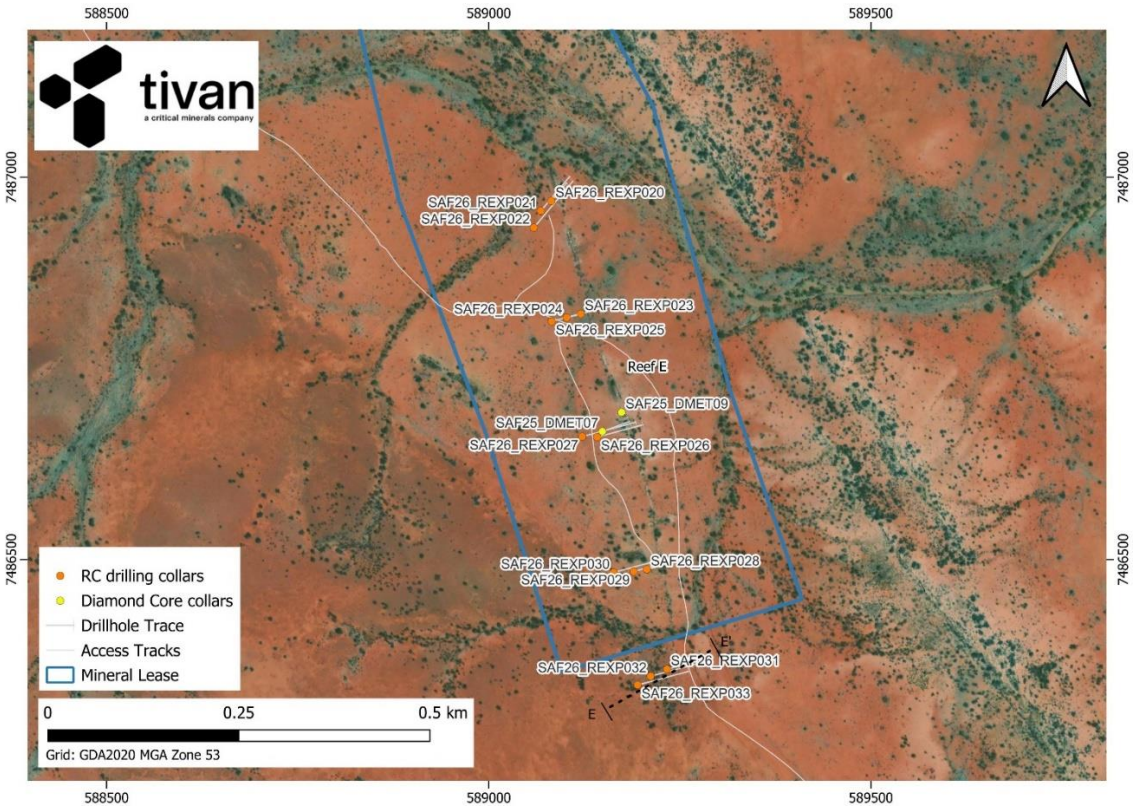

Figure 7: Drilling completed at Reef E for the Sandover Fluorite Project – RC (Stage Two) and Diamond (Stage One) collars shown.

For personal use only

Figure 8: SAF26_REXP028 RC chips from 40m to 48m from Reef E drill hole

Figure 9: Low disturbance RC drilling at the Sandover Fluorite Project

For personal use only

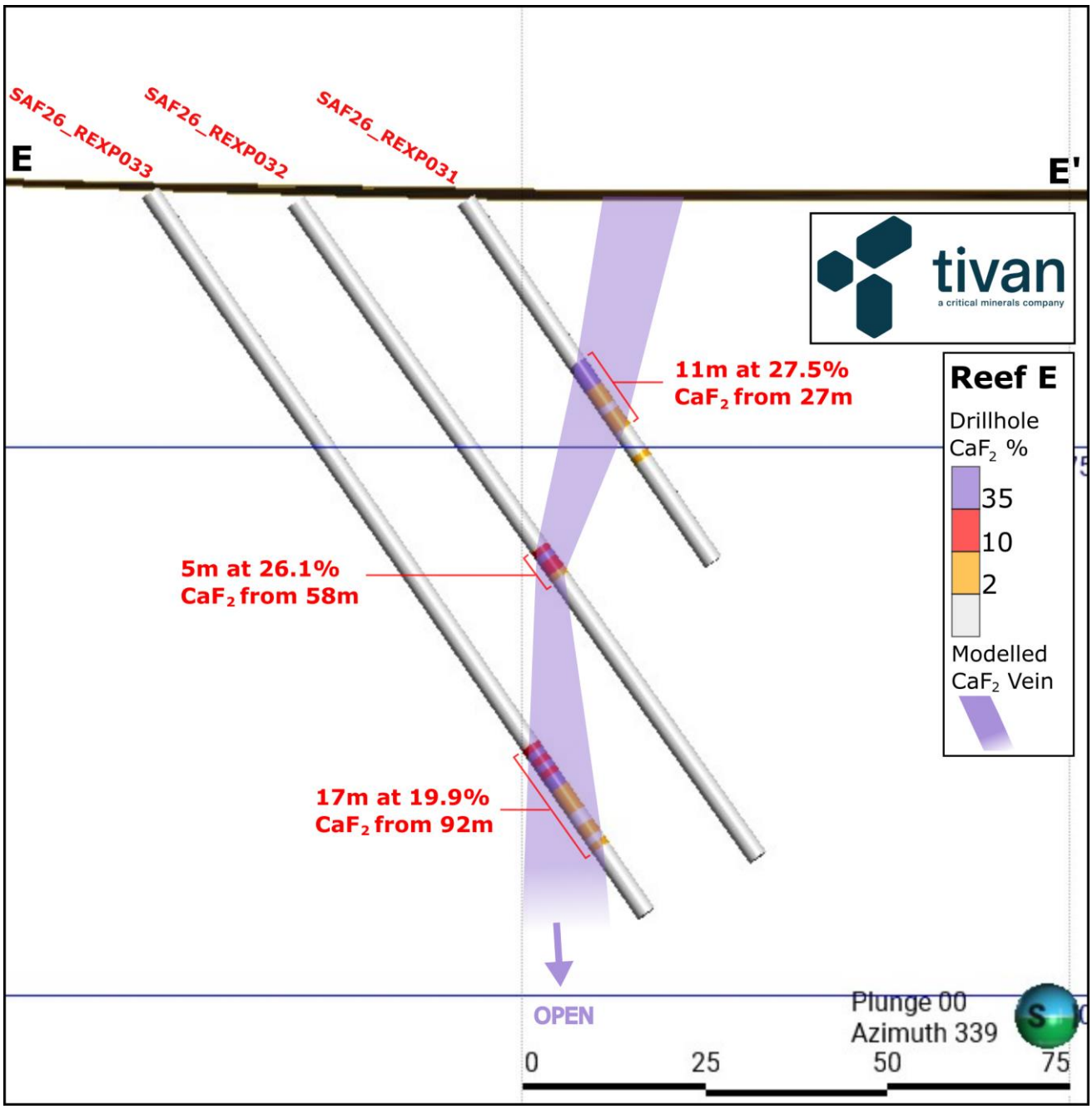

Figure 10: Cross section of Reef E drilling from the Sandover Fluorite geological model

For personal use only

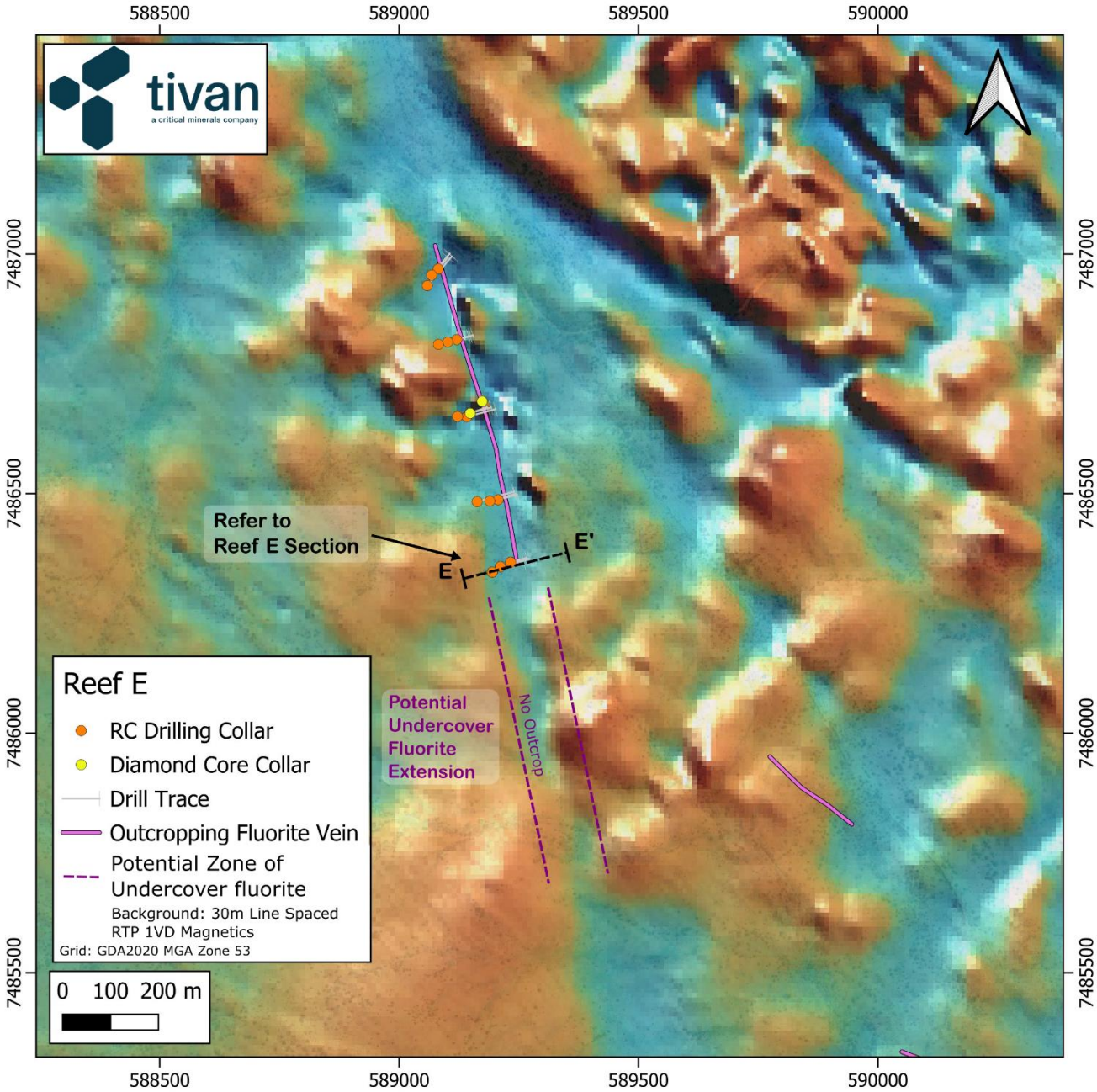

Figure 11: RC and Diamond drilling at Reef E overlying 30m line spaced RTP 1VD magnetics; potential southern continuation of the mineralised Reef E structure highlighted

For personal use only

Reefs I and J

Reefs I and J occur broadly along strike from one another and together represent a significant strike extent of the fluorite vein system. At its western extent, Reef I comprises a set of three sub-parallel fluorite veins, adding further complexity to the vein geometry in this area. A total of 25 RC drill holes were completed across Reefs I and J, including 20 holes undertaken with co-funding from the NT Government through Round 18 of the Geophysics and Drilling Collaborations program. The co-funded drilling comprised 2,143m and tested approximately 1.5km of strike across the historically mapped and previously untested veins, with drill holes spaced approximately 80m apart.

At Reef I, 19 RC holes were completed for a total of 2,027m, with the targeted sub-vertical quartz-barite-fluorite vein system intersected in all holes. The mineralised veins returned an average downhole thickness of approximately 4.5m at an average fluorite grade of 8.45% CaF_2. Minor stringer-style fluorite mineralisation was also identified adjacent to the primary veins.

At Reef J, six RC holes were completed for a total of 576m. Reef J is characterised at surface by a broad, anastomosing and steeply dipping hydrothermal quartz vein containing minor fluorite. Drilling intersected the vein system at downhole thicknesses ranging from approximately 9m to 23m, with fluorite mineralisation occurring over narrower intervals within the broader quartz vein. The fluorite intersections returned an average downhole thickness of approximately 2.7m at an average grade of 10.5% CaF_2. No further drilling is currently planned at Reefs I and J, with exploration efforts to be prioritised towards the more prospective vein systems identified through the Stage Two program.

See Figures 12 and 13 below.

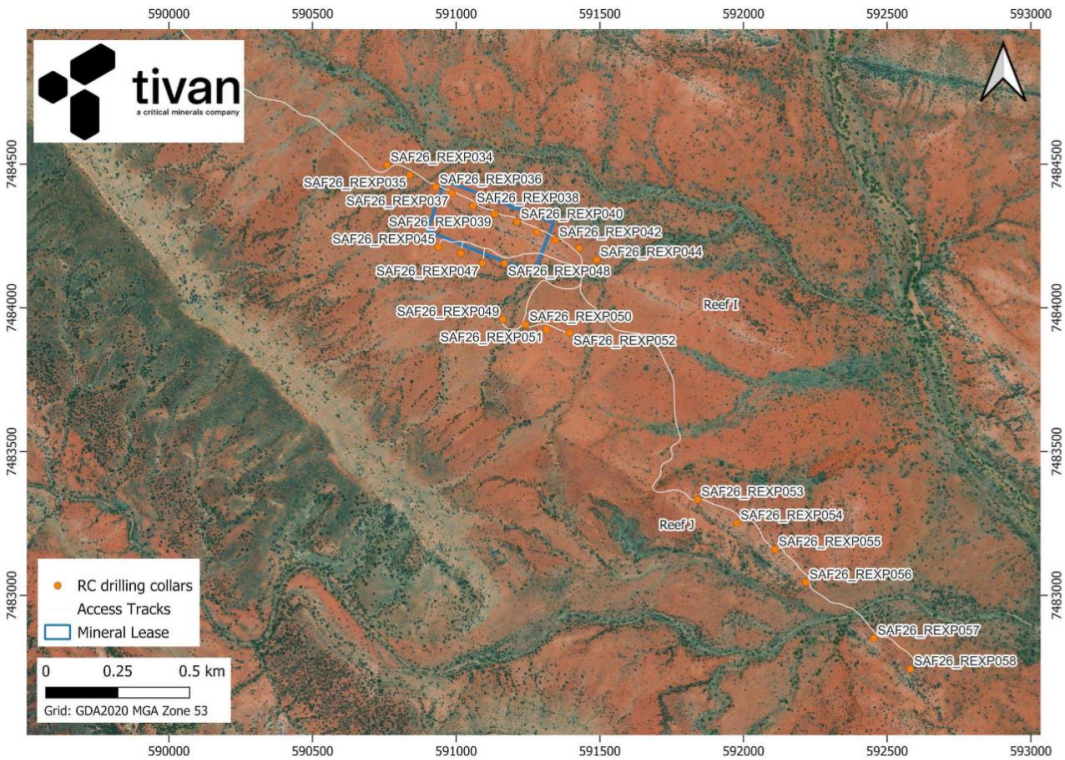

Figure 12: Drilling completed at Reefs I and J for the Sandover Fluorite Project

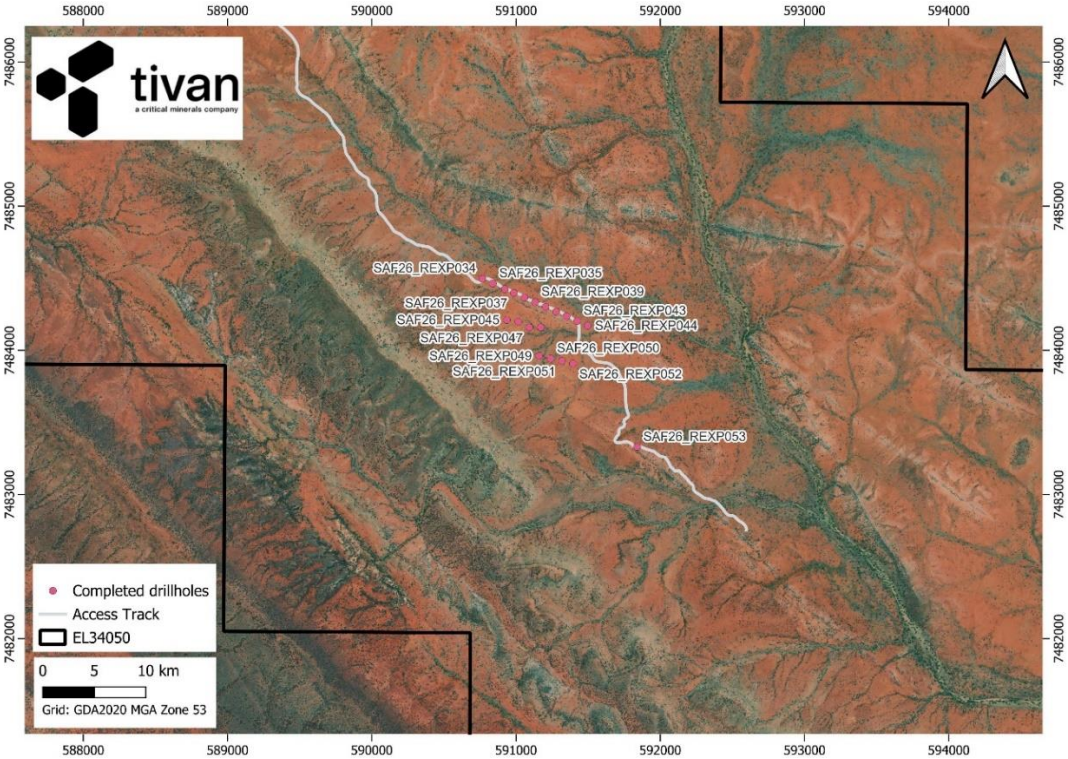

Figure 13: Co-funded Drilling completed at Reefs I and J for the Sandover Fluorite Project

Acidspar Processing Potential

Tivan completed a preliminary review of the deleterious element compositions for the various fluorite intercepts from the drilling program. The conclusions from this program are generally aligned with the previous interpretations of the mineralised material (see ASX announcements 14 January 2025 and 11 February 2026). Tivan now has an improved understanding of the occurrence of the key deleterious elements for acidspar fluorite processing, including but not limited to:

- NORMS are likely to be mostly associated with the host rock and not fluorite
- Baryte varies significantly across fluorite mineralised intercepts, but is generally coarse grained which is promising for effective separation
- Almost no calcite was logged in A, B, C, D and E veins
- Two of the holes from this program were assayed via ICP-MS for arsenic, in both holes the arsenic was well below 2 ppm, which is likely to result in a very low arsenic acidspar product
- Phosphorous levels were low and similar to previous drilling results

The improved knowledge of the composition and the associated mineralogy of the mineralised material supports the previous conclusion that acidspar could be produced from the Sandover Fluorite Project mineralisation. Tivan previously drilled PQ diamond core, which is suitable for metallurgical testwork. Various available samples from the drilling programs will be utilised for initial testing of the deposit. The key aim of initial testing will be to demonstrate the preparation of an on-specification acidspar product. This is an important initial step for validating the commerciality of the Project and will support future exploration plans for defining a maiden Mineral Resource Estimate.

For personal use only

For personal use only

Next Steps

Tivan is currently planning for Stage Three drilling at the Project to follow-up the successful results delivered by Stage Two. Stage Three will focus on resource definition through reverse circulation (RC) drilling, and diamond drilling to define a maiden Mineral Resource Estimate.

Tivan will integrate the results of the Stage Two drilling program with surface mapping, geochemical sampling and the results of the Project's magnetic surveys to further refine the geological model for the Sandover Project. This integrated dataset will support the definition of an Exploration Target for the fluorite mineralisation, providing an initial assessment of the potential scale and grade range of the mineralised system and informing the design of future resource-focused drilling. The Exploration Target will be developed prior to Stage Three drilling and represent an important step towards evaluating the potential for the definition of a maiden Mineral Resource Estimate at Sandover.

Tivan previously signed a Mineral Exploration Deed ("Deed") for the Project with the Central Land Council ("CLC") on behalf of Traditional Owners and Native Title Holders, governing Tivan's exploration activities at the Project; the CLC has provided Tivan with a Sacred Site Clearance Certificate that covered the area of both Stages One and Two of the program and is valid for two years. Tivan also previously secured regulatory approval from the NT Department of Lands, Planning and Environment to undertake both stages of the program. Prior to Stage Three, Tivan will obtain the relevant clearances and approvals from the CLC and NT Department of Lands, Planning and Environment.

This announcement has been approved by the Board of the Company.

Inquiries:

Nicholas Ong
Company Secretary: + 61 8 9486 4036
Email: nicholas.ong@tivan.com.au

Elena Madden
True North Strategic Communication (Darwin): + 61 8 8981 6445
Email: elena@truenorthcomm.com.au

Forward Looking Statement

This announcement contains certain "forward-looking statements" and comments about future matters. Forward-looking statements can generally be identified by the use of forward-looking words such as, "expect", "anticipate", "likely", "intend", "should", "estimate", "target", "outlook", and other similar expressions and include, but are not limited to, the timing, outcome and effects of the future studies, project development and other work. Indications of, and guidance or outlook on, future exploration activities, earnings, financial position, performance of the Company or global markets for relevant commodities are also forward-looking statements. You are cautioned not to place undue reliance on forward-looking statements. Any such statements, opinions and estimates in this announcement speak only as of the date hereof, are preliminary views and are based on assumptions and contingencies subject to change without notice. Forward-looking statements are provided as a general guide only. There can be no assurance that actual outcomes will not differ materially from these forward-looking statements. Any such forward looking statement also inherently involves known and unknown risks, uncertainties and other factors and may involve significant elements of subjective judgement and assumptions that may cause actual results, performance and achievements to differ. Except as required by law the Company undertakes no obligation to finalise, check, supplement, revise or update forward-looking statements in the future, regardless of whether new information, future events or results or other factors affect the information contained in this announcement.

Competent Person's Statement

Tivan's exploration activities for the Sandover Fluorite Project are being overseen by Mr Stephen Walsh (BSc). The information that relates to exploration results in this announcement is based on and fairly represents information and supporting documentation prepared and compiled by Mr Walsh, a Competent Person, who is the Chief Geologist and an employee of Tivan, and a member of the Australasian Institute of Mining and Metallurgy (AusIMM). Mr Walsh has sufficient experience of relevance to the styles of mineralisation and the types of deposits under consideration, and to the activities undertaken, to qualify as a Competent Person as defined in the 2012 Edition of the Joint Ore Reserves Committee (JORC) Australasian Code for Reporting of Exploration Results, Mineral Resources and Ore Reserves. Mr Walsh consents to the inclusion in this announcement of the matters based on information compiled by him in the form and context which it appears.

Sandover Fluorite Project Exploration Results

The information in this report that relates to exploration results for the Sandover Fluorite Project has been extracted from the Company's previous ASX announcements entitled:

- "Tivan acquires second Fluorite Project" dated 22 November 2024.
- "Ultra High-Grade Fluorite assays returned at Sandover" dated 14 January 2025.
- "Tivan progresses Sandover Fluorite Project" dated 13 February 2025.
- "Further Ultra High-Grade Fluorite assays returned at Sandover" dated 16 June 2025.
- "Tivan discovers extensive manganese-barite gossan at the Sandover Fluorite Project" dated 4 November 2025.
- "Ultra high-grade assay results returned from maiden drilling program at the Sandover Fluorite Project" dated 11 February 2026.
- "Geophysics to commence at Molyhil & Sandover Fluorite Projects" dated 18 February 2026.
- Geophysical survey results refine priority drill targets at Molyhil" dated 26 June 2026.

Copies of the announcements are available at www.asx.com.au or www.tivan.com.au/investors/announcements/. The Company confirms that it is not aware of any new information or data that materially affects the information included in those announcements. Tivan confirms that the form and context in which the Competent Person's findings are presented have not been materially modified from those announcements.

For personal use only

For personal use only

APPENDIX A – DRILL HOLE COLLAR TABLE

Drillhole	Easting	Northing	RL	Azimuth	Dip	Depth	Reef
SAF26_REXP001	585252	7488992	419	215	-60	42	Reef A
SAF26_REXP002	585265	7489013	419	215	-60	72	Reef A
SAF26_REXP003	585277	7489037	419	215	-60	96	Reef A
SAF26_REXP004	585381	7488915	419	233	-60	66	Reef A
SAF26_REXP005	585400	7488927	419	233	-60	108	Reef A
SAF26_REXP006	585415	7488942	418	233	-60	156	Reef A
SAF26_REXP007	585510	7488813	418	233	-60	132	Reef A
SAF26_REXP008	585573	7488663	417	233	-60	60	Reef A
SAF26_REXP009	585589	7488673	417	233	-60	78	Reef A
SAF26_REXP010	585610	7488692	417	233	-60	108	Reef A
SAF26_REXP011	586018	7488868	417	80	-60	90	Reef B
SAF26_REXP012	585994	7488866	417	80	-60	114	Reef B
SAF26_REXP013	587346	7488038	418	245	-60	105	Reef C
SAF26_REXP014	587369	7488048	417	245	-60	144	Reef C
SAF26_REXP015	587383	7488284	417	245	-60	90	Reef D
SAF26_REXP016	587405	7488297	417	245	-60	144	Reef D
SAF26_REXP017	587277	7488180	419	245	-60	96	Reef C
SAF26_REXP018	587297	7488193	419	245	-60	138	Reef C
SAF26_REXP019	587323	7488028	419	245	-60	60	Reef C
SAF26_REXP020	589082	7486969	406	40	-55	54	Reef E
SAF26_REXP021	589068	7486956	406	40	-55	102	Reef E
SAF26_REXP022	589059	7486934	406	40	-55	138	Reef E
SAF26_REXP023	589121	7486821	406	75	-55	60	Reef E
SAF26_REXP024	589102	7486816	406	75	-55	78	Reef E
SAF26_REXP025	589082	7486811	406	75	-55	120	Reef E
SAF26_REXP026	589142	7486660	410	75	-55	108	Reef E
SAF26_REXP027	589122	7486661	409	75	-55	126	Reef E
SAF26_REXP028	589207	7486487	411	75	-55	72	Reef E
SAF26_REXP029	589190	7486485	411	75	-55	96	Reef E
SAF26_REXP030	589163	7486483	411	75	-55	138	Reef E
SAF26_REXP031	589233	7486357	409	75	-55	60	Reef E
SAF26_REXP032	589212	7486347	409	75	-55	110	Reef E
SAF26_REXP033	589195	7486336	410	75	-55	120	Reef E
SAF26_REXP034	590759	7484497	397	204	-60	107	Reef I
SAF26_REXP035	590838	7484463	396	204	-60	105	Reef I
SAF26_REXP036	590930	7484420	396	204	-60	120	Reef I
SAF26_REXP037	590986	7484399	396	204	-60	105	Reef I
SAF26_REXP038	591059	7484356	396	204	-60	108	Reef I
SAF26_REXP039	591135	7484327	396	204	-60	108	Reef I

For personal use only

Drillhole	Easting	Northing	RL	Azimuth	Dip	Depth	Reef
SAF26_REXP040	591212	7484299	395	204	-60	105	Reef I
SAF26_REXP041	591281	7484263	394	204	-60	84	Reef I
SAF26_REXP042	591346	7484236	393	204	-60	96	Reef I
SAF26_REXP043	591428	7484208	392	204	-60	105	Reef I
SAF26_REXP044	591489	7484167	392	204	-60	105	Reef I
SAF26_REXP045	590938	7484211	399	190	-60	126	Reef I
SAF26_REXP046	591016	7484190	398	190	-60	114	Reef I
SAF26_REXP047	591091	7484155	396	190	-60	114	Reef I
SAF26_REXP048	591168	7484155	395	190	-60	102	Reef I
SAF26_REXP049	591163	7483959	396	190	-60	105	Reef I
SAF26_REXP050	591242	7483942	396	190	-60	108	Reef I
SAF26_REXP051	591314	7483925	396	190	-60	105	Reef I
SAF26_REXP052	591395	7483914	395	190	-60	105	Reef I
SAF26_REXP053	591841	7483333	395	222	-60	114	Reef J
SAF26_REXP054	591977	7483251	396	222	-60	102	Reef J
SAF26_REXP055	592110	7483159	396	222	-60	105	Reef J
SAF26_REXP056	592217	7483045	392	222	-60	105	Reef J
SAF26_REXP057	592454	7482850	390	222	-60	78	Reef J
SAF26_REXP058	592581	7482743	390	222	-60	72	Reef J

Table 1: Drill hole details for the drilling at the Sandover Fluorite Project

For personal use only

APPENDIX B – DRILL HOLE RESULTS TABLE

Hole number	From	To	CaF2 %	As %	BaO %	SO3 %	P2O5 %	SiO2 %	CaO %	F %
SAF26_REXP001	0	1	5.3	<0.01	1.90	0.99	0.09	68.5	4.0	2.6
SAF26_REXP001	4	5	2.1	<0.01	0.47	0.22	0.14	71.1	1.8	1.0
SAF26_REXP001	10	11	3.5	<0.01	1.88	0.99	0.17	65.8	3.8	1.7
SAF26_REXP001	11	12	14.2	<0.01	3.58	1.92	0.11	62.2	11.0	6.9
SAF26_REXP001	12	13	35.3	<0.01	10.40	5.83	0.02	43.6	26.4	17.2
SAF26_REXP001	13	14	67.4	<0.01	1.69	1.10	0.01	24.9	50.1	32.8
SAF26_REXP001	14	15	4.5	<0.01	14.00	7.69	0.14	52.4	3.5	2.2
SAF26_REXP001	15	16	5.3	<0.01	2.01	1.06	0.19	65.2	4.9	2.6
SAF26_REXP001	18	19	6.2	<0.01	2.13	1.18	0.09	66.0	5.1	3.0
SAF26_REXP002	13	14	3.5	<0.01	0.10	0.02	0.18	67.8	3.6	1.7
SAF26_REXP002	20	21	4.9	<0.01	0.08	0.01	0.19	67.1	4.0	2.4
SAF26_REXP002	21	22	2.1	<0.01	0.29	0.13	0.16	70.6	1.8	1.0
SAF26_REXP002	31	32	2.1	<0.01	3.97	2.17	0.13	66.7	1.6	1.0
SAF26_REXP002	33	34	3.3	<0.01	4.87	2.66	0.11	67.9	2.6	1.6
SAF26_REXP002	34	35	15.4	<0.01	8.94	4.92	0.06	60.4	11.5	7.5
SAF26_REXP002	35	36	3.1	<0.01	2.64	1.49	0.16	66.5	2.3	1.5
SAF26_REXP002	37	38	2.1	<0.01	23.30	13.00	0.09	44.4	1.5	1.0
SAF26_REXP002	38	39	12.5	<0.01	39.60	22.50	0.01	20.7	9.3	6.1
SAF26_REXP002	39	40	17.7	<0.01	21.50	12.20	0.03	41.8	12.9	8.6
SAF26_REXP002	40	41	22.6	<0.01	19.10	10.95	0.01	43.9	16.7	11.0
SAF26_REXP002	41	42	6.4	<0.01	3.40	2.03	0.11	68.1	4.8	3.1
SAF26_REXP002	42	43	13.4	<0.01	3.25	1.89	0.07	65.5	9.8	6.5
SAF26_REXP002	43	44	3.5	<0.01	1.40	0.81	0.12	69.1	2.9	1.7
SAF26_REXP002	44	45	3.7	<0.01	3.90	2.25	0.13	66.4	2.8	1.8
SAF26_REXP002	45	46	4.5	<0.01	0.92	0.55	0.18	68.8	3.4	2.2
SAF26_REXP003	61	62	2.9	<0.01	1.72	1.02	0.13	69.9	2.3	1.4
SAF26_REXP003	62	63	12.9	<0.01	4.23	2.38	0.1	60.3	9.8	6.3
SAF26_REXP003	63	64	32.7	<0.01	15.75	9.03	<0.01	40.3	24.5	15.9
SAF26_REXP003	64	65	22.0	<0.01	14.15	7.97	<0.01	54.5	16.3	10.7
SAF26_REXP003	65	66	18.5	<0.01	41.80	22.90	<0.01	15.7	13.5	9.0
SAF26_REXP003	66	67	16.4	<0.01	24.10	13.60	<0.01	43.7	12.0	8.0
SAF26_REXP003	67	68	24.2	<0.01	27.40	15.20	<0.01	29.0	18.0	11.8
SAF26_REXP003	68	69	11.5	<0.01	43.00	23.60	<0.01	17.2	8.3	5.6
SAF26_REXP003	70	71	6.8	<0.01	3.24	1.80	0.11	64.0	5.1	3.3
SAF26_REXP004	0	1	2.9	<0.01	0.85	0.46	0.1	70.1	2.2	1.4
SAF26_REXP004	28	29	2.5	<0.01	0.10	0.06	0.11	72.4	2.2	1.2
SAF26_REXP004	45	46	2.1	<0.01	0.35	0.17	0.11	70.1	1.7	1.0
SAF26_REXP004	46	47	10.9	<0.01	20.80	11.30	0.04	46.9	8.3	5.3
SAF26_REXP004	47	48	37.4	<0.01	12.85	7.18	0.01	39.6	28.3	18.2
SAF26_REXP004	48	49	18.9	<0.01	9.49	5.35	<0.01	64.0	14.2	9.2

For personal use only

Hole number	From	To	CaF2 %	As %	BaO %	SO3 %	P2O5 %	SiO2 %	CaO %	F %
SAF26_REXP004	49	50	23.0	<0.01	3.27	1.92	<0.01	70.5	17.4	11.2
SAF26_REXP004	50	51	18.3	<0.01	11.05	6.50	<0.01	62.3	14.2	8.9
SAF26_REXP004	51	52	10.3	<0.01	9.90	5.76	<0.01	72.1	7.8	5.0
SAF26_REXP004	52	53	17.3	<0.01	20.40	11.75	<0.01	48.7	13.2	8.4
SAF26_REXP004	53	54	15.0	<0.01	15.90	9.05	0.03	52.8	11.5	7.3
SAF26_REXP004	54	55	7.2	<0.01	2.33	1.38	0.1	67.0	5.8	3.5
SAF26_REXP004	55	56	2.9	<0.01	1.70	1.00	0.1	69.0	2.6	1.4
SAF26_REXP005	0	1	3.5	<0.01	0.45	0.23	0.1	69.1	2.7	1.7
SAF26_REXP005	64	65	2.1	<0.01	0.03	0.02	0.13	71.0	2.1	1.0
SAF26_REXP005	79	80	26.1	<0.01	5.82	3.37	0.04	49.9	19.7	12.7
SAF26_REXP005	80	81	37.8	<0.01	7.87	4.52	<0.01	46.6	28.2	18.4
SAF26_REXP005	81	82	39.0	<0.01	5.31	3.01	<0.01	41.4	29.1	19.0
SAF26_REXP005	82	83	7.6	<0.01	1.06	0.80	0.1	69.6	5.8	3.7
SAF26_REXP005	83	84	24.2	<0.01	9.29	6.36	<0.01	56.6	17.9	11.8
SAF26_REXP005	84	85	8.4	<0.01	2.15	1.58	<0.01	85.2	6.3	4.1
SAF26_REXP005	85	86	2.5	<0.01	1.13	0.76	0.11	72.9	2.1	1.2
SAF26_REXP006	0	1	2.7	<0.01	0.33	0.16	0.09	70.7	2.2	1.3
SAF26_REXP006	122	123	15.0	<0.01	3.84	2.21	0.06	66.2	11.1	7.3
SAF26_REXP006	123	124	14.4	<0.01	5.27	3.02	0.02	70.3	10.9	7.0
SAF26_REXP006	124	125	11.5	<0.01	2.20	1.31	0.07	69.3	8.6	5.6
SAF26_REXP006	125	126	28.4	<0.01	8.06	4.99	0.04	48.4	21.2	13.8
SAF26_REXP006	126	127	3.9	<0.01	0.96	0.60	0.12	70.1	3.2	1.9
SAF26_REXP007	0	1	3.1	<0.01	0.36	0.17	0.12	69.6	2.6	1.5
SAF26_REXP007	89	90	2.9	<0.01	4.72	2.66	0.12	65.7	2.4	1.4
SAF26_REXP007	90	91	11.9	<0.01	15.90	8.90	0.08	47.5	9.0	5.8
SAF26_REXP007	91	92	13.2	<0.01	13.50	7.57	0.07	51.0	9.8	6.4
SAF26_REXP007	92	93	5.8	<0.01	4.12	2.31	0.11	63.5	4.4	2.8
SAF26_REXP007	95	96	18.3	<0.01	27.40	15.70	0.02	30.9	13.7	8.9
SAF26_REXP007	96	97	13.2	<0.01	2.81	1.78	0.05	71.3	9.5	6.4
SAF26_REXP007	97	98	23.6	<0.01	29.50	16.65	0.01	27.1	17.1	11.5
SAF26_REXP007	98	99	21.0	<0.01	35.50	20.10	<0.01	21.4	15.2	10.2
SAF26_REXP007	99	100	20.5	<0.01	21.20	12.25	<0.01	42.5	14.8	10.0
SAF26_REXP007	100	101	13.4	<0.01	4.64	2.84	<0.01	77.0	9.7	6.5
SAF26_REXP007	101	102	26.7	<0.01	5.51	3.48	<0.01	59.7	19.9	13.0
SAF26_REXP007	102	103	32.1	<0.01	9.99	5.83	0.01	48.8	23.9	15.6
SAF26_REXP007	103	104	31.6	<0.01	13.95	8.51	<0.01	42.8	23.4	15.4
SAF26_REXP007	104	105	30.0	<0.01	8.33	4.88	0.04	45.6	22.4	14.6
SAF26_REXP007	105	106	7.6	<0.01	2.89	1.68	0.09	65.4	5.8	3.7
SAF26_REXP007	106	107	2.9	<0.01	1.21	0.71	0.1	69.4	2.7	1.4
SAF26_REXP007	107	108	5.1	<0.01	2.06	1.20	0.1	67.2	4.5	2.5
SAF26_REXP007	108	109	12.1	<0.01	6.68	3.81	0.07	59.0	9.4	5.9

For personal use only

Hole number	From	To	CaF2 %	As %	BaO %	SO3 %	P2O5 %	SiO2 %	CaO %	F %
SAF26_REXP007	109	110	4.1	<0.01	1.50	0.86	0.11	69.6	3.6	2.0
SAF26_REXP007	110	111	2.3	<0.01	0.68	0.39	0.13	70.5	2.2	1.1
SAF26_REXP007	112	113	2.5	<0.01	0.82	0.45	0.17	67.3	2.5	1.2
SAF26_REXP007	113	114	2.5	<0.01	1.20	0.67	0.17	66.7	3.0	1.2
SAF26_REXP007	114	115	3.1	<0.01	2.12	1.16	0.16	65.8	3.1	1.5
SAF26_REXP007	115	116	3.5	<0.01	1.84	0.94	0.15	65.9	3.4	1.7
SAF26_REXP007	116	117	2.5	<0.01	0.94	0.52	0.14	68.0	2.4	1.2
SAF26_REXP008	0	1	2.3	<0.01	0.36	0.16	0.1	70.9	1.8	1.1
SAF26_REXP008	1	2	8.2	<0.01	1.88	1.00	0.07	68.2	6.1	4.0
SAF26_REXP008	2	3	11.9	<0.01	2.87	1.56	0.07	66.5	9.1	5.8
SAF26_REXP008	3	4	6.8	<0.01	1.94	1.05	0.08	72.5	5.2	3.3
SAF26_REXP008	6	7	4.3	<0.01	0.70	0.37	0.08	71.4	3.4	2.1
SAF26_REXP008	8	9	2.1	<0.01	0.21	0.09	0.18	70.9	1.8	1.0
SAF26_REXP008	10	11	2.1	<0.01	1.00	0.54	0.13	71.1	1.9	1.0
SAF26_REXP008	22	23	37.4	<0.01	0.47	0.24	0.07	47.4	27.5	18.2
SAF26_REXP008	23	24	28.4	<0.01	3.64	2.17	<0.01	63.8	20.9	13.8
SAF26_REXP008	24	25	37.0	<0.01	1.04	0.81	<0.01	58.8	27.1	18.0
SAF26_REXP008	25	26	28.6	<0.01	2.62	1.61	<0.01	65.7	20.7	13.9
SAF26_REXP008	26	27	27.1	<0.01	6.56	3.64	<0.01	61.9	19.8	13.2
SAF26_REXP008	27	28	59.4	<0.01	13.95	8.12	0.01	17.1	43.2	28.9
SAF26_REXP008	28	29	9.9	<0.01	8.14	4.48	0.09	58.5	7.3	4.8
SAF26_REXP008	29	30	22.8	<0.01	33.30	18.25	0.02	20.3	16.6	11.1
SAF26_REXP008	30	31	12.3	<0.01	5.96	3.23	0.08	58.6	9.1	6.0
SAF26_REXP008	32	33	5.1	<0.01	7.89	4.33	0.08	61.4	4.1	2.5
SAF26_REXP008	35	36	2.5	<0.01	1.34	0.75	0.09	69.9	2.3	1.2
SAF26_REXP009	0	1	2.3	<0.01	0.30	0.14	0.11	55.3	12.0	1.1
SAF26_REXP009	4	5	4.7	<0.01	0.14	0.04	0.09	68.4	5.2	2.3
SAF26_REXP009	28	29	4.1	<0.01	2.12	1.14	0.12	70.0	3.3	2.0
SAF26_REXP009	29	30	6.6	<0.01	4.24	2.35	0.06	74.0	5.1	3.2
SAF26_REXP009	30	31	3.3	<0.01	0.94	0.49	0.12	69.7	2.9	1.6
SAF26_REXP009	39	40	2.5	<0.01	0.37	0.21	0.13	70.7	2.2	1.2
SAF26_REXP009	44	45	3.5	<0.01	0.68	0.39	0.14	68.6	3.1	1.7
SAF26_REXP009	47	48	4.7	<0.01	0.56	0.38	0.16	67.3	3.8	2.3
SAF26_REXP009	48	49	26.7	<0.01	0.50	0.33	0.02	68.2	19.9	13.0
SAF26_REXP009	49	50	23.4	<0.01	2.73	1.68	<0.01	68.7	18.0	11.4
SAF26_REXP009	50	51	9.2	<0.01	45.80	25.00	<0.01	17.7	6.8	4.5
SAF26_REXP009	51	52	31.2	<0.01	19.30	10.85	<0.01	35.0	23.7	15.2
SAF26_REXP009	52	53	39.5	<0.01	4.88	2.76	<0.01	48.5	30.0	19.2
SAF26_REXP009	53	54	18.9	<0.01	6.73	3.70	0.07	54.6	14.2	9.2
SAF26_REXP009	54	55	2.1	<0.01	1.56	0.86	0.11	69.3	2.15	1
SAF26_REXP010	6	7	4.3	<0.01	0.1	0.03	0.1	69.9	3.95	2.1

For personal use only

Hole number	From	To	CaF2 %	As %	BaO %	SO3 %	P2O5 %	SiO2 %	CaO %	F %
SAF26_REXP010	14	15	3.5	<0.01	0.09	0.02	0.16	68	3.49	1.7
SAF26_REXP010	21	22	3.1	<0.01	0.34	0.16	0.13	71.7	2.51	1.5
SAF26_REXP010	40	41	2.1	<0.01	0.12	0.06	0.1	71.3	2.01	1
SAF26_REXP010	45	46	2.3	<0.01	0.27	0.17	0.12	71.2	2.3	1.1
SAF26_REXP010	63	64	3.7	<0.01	0.42	0.22	0.09	73.6	2.82	1.8
SAF26_REXP010	67	68	2.3	<0.01	1.85	0.99	0.11	70.3	1.78	1.1
SAF26_REXP010	73	74	3.9	<0.01	0.11	0.05	0.13	70.5	3.05	1.9
SAF26_REXP010	75	76	4.1	<0.01	0.55	0.29	0.12	69.5	3.53	2
SAF26_REXP010	76	77	2.3	<0.01	0.75	0.39	0.1	70.1	2.16	1.1
SAF26_REXP010	77	78	4.7	<0.01	0.95	0.52	0.09	67.9	4.4	2.3
SAF26_REXP010	78	79	13.2	<0.01	0.2	0.11	0.08	62.8	10.75	6.4
SAF26_REXP010	79	80	3.3	<0.01	0.59	0.31	0.09	70.5	3.5	1.6
SAF26_REXP010	83	84	9.2	<0.01	1.34	0.75	0.12	69.1	7.34	4.5
SAF26_REXP010	84	85	11.7	<0.01	23.20	13.10	<0.01	48.2	8.95	5.7
SAF26_REXP010	85	86	19.1	<0.01	23.80	13.35	0.01	39.4	14.4	9.3
SAF26_REXP010	86	87	2.1	<0.01	1.45	0.82	0.1	70.2	1.92	1
SAF26_REXP011	51	52	3.3	<0.01	0.11	0.09	0.13	70.6	2.6	1.6
SAF26_REXP011	52	53	2.5	<0.01	0.15	0.09	0.1	72.5	1.89	1.2
SAF26_REXP011	53	54	2.9	<0.01	0.61	0.35	0.1	71.1	2.18	1.4
SAF26_REXP011	57	58	4.7	<0.01	0.31	0.24	0.11	73.5	3.52	2.3
SAF26_REXP011	67	68	23.6	<0.01	0.16	0.09	0.14	56.2	17.75	11.5
SAF26_REXP011	68	69	37.4	<0.01	0.15	0.2	0.01	59.2	28.1	18.2
SAF26_REXP011	69	70	36.6	<0.01	0.9	0.7	<0.01	58.7	27.5	17.8
SAF26_REXP011	70	71	53.4	<0.01	0.07	0.2	0.05	37	39.9	26
SAF26_REXP011	71	72	6	<0.01	0.07	0.06	0.13	69.5	4.67	2.9
SAF26_REXP011	76	77	2.1	<0.01	0.05	0.03	0.15	69.9	2.07	1
SAF26_REXP012	98	99	22.6	<0.01	0.05	0.09	0.12	57.4	16.65	11
SAF26_REXP012	99	100	25.1	<0.01	1.98	1.31	0.03	66	18.55	12.2
SAF26_REXP012	100	101	18.9	<0.01	0.44	0.39	0.02	76.1	14.05	9.2
SAF26_REXP012	101	102	20.8	<0.01	0.21	0.23	0.07	61.8	15.4	10.1
SAF26_REXP013	3	4	4.3	<0.01	0.07	0.02	0.08	71.8	3.81	2.1
SAF26_REXP013	4	5	4.3	<0.01	0.07	0.02	0.08	71.2	4.21	2.1
SAF26_REXP013	8	9	2.5	<0.01	0.08	0.03	0.09	72.8	2.02	1.2
SAF26_REXP013	9	10	2.5	<0.01	0.06	0.03	0.1	72.8	2.08	1.2
SAF26_REXP013	13	14	2.1	<0.01	0.06	0.02	0.09	73.3	1.72	1
SAF26_REXP013	32	33	2.1	<0.01	0.05	0.01	0.11	71.8	1.7	1
SAF26_REXP013	39	40	2.5	<0.01	0.45	0.23	0.17	69.5	1.93	1.2
SAF26_REXP013	42	43	2.1	<0.01	0.08	0.04	0.11	69	1.79	1
SAF26_REXP013	61	62	3.5	<0.01	0.05	0.09	0.12	72	2.64	1.7
SAF26_REXP013	65	66	2.1	<0.01	0.66	0.36	0.11	71.5	1.72	1
SAF26_REXP013	67	68	3.1	<0.01	0.1	0.06	0.14	71.4	2.41	1.5

For personal use only

Hole number	From	To	CaF2 %	As %	BaO %	SO3 %	P2O5 %	SiO2 %	CaO %	F %
SAF26_REXP013	69	70	2.1	<0.01	2.21	1.36	0.07	78.5	1.6	1
SAF26_REXP013	75	76	13.8	<0.01	2.68	1.54	0.11	61	10.25	6.7
SAF26_REXP013	76	77	66.6	<0.01	1.99	1.18	0.01	28	49.4	32.4
SAF26_REXP013	77	78	34.7	0.01	23.70	13.25	0.01	24.7	25.9	16.9
SAF26_REXP013	78	79	29.2	<0.01	25.10	14.25	0.01	27	21.8	14.2
SAF26_REXP013	79	80	36.4	<0.01	14.05	7.99	0.02	34.6	27.1	17.7
SAF26_REXP013	80	81	6.8	<0.01	2.74	1.56	0.08	64.9	5.17	3.3
SAF26_REXP013	81	82	3.1	<0.01	1.22	0.7	0.1	68.4	2.67	1.5
SAF26_REXP013	82	83	2.1	<0.01	0.67	0.36	0.11	68.1	2.14	1
SAF26_REXP013	83	84	2.3	<0.01	0.75	0.43	0.11	70	2.29	1.1
SAF26_REXP013	84	85	4.1	<0.01	1.16	0.67	0.11	67.6	3.95	2
SAF26_REXP013	89	90	2.9	<0.01	0.44	0.26	0.1	70.6	2.34	1.4
SAF26_REXP014	47	48	2.7	<0.01	0.05	0.01	0.2	74.4	2.26	1.3
SAF26_REXP014	54	55	6.2	<0.01	0.03	0.21	0.12	72.3	4.5	3
SAF26_REXP014	81	82	2.5	<0.01	0.19	0.1	0.11	71.5	2.36	1.2
SAF26_REXP014	82	83	5.1	<0.01	0.08	0.15	0.1	69.3	5.13	2.5
SAF26_REXP014	83	84	5.8	0.01	0.04	0.07	0.1	69.6	4.76	2.8
SAF26_REXP014	84	85	2.3	<0.01	0.05	0.04	0.09	72.7	2.04	1.1
SAF26_REXP014	101	102	3.9	<0.01	0.36	0.24	0.08	69.7	3.28	1.9
SAF26_REXP014	102	103	5.3	<0.01	0.47	0.31	0.07	67.8	4.34	2.6
SAF26_REXP014	108	109	2.1	<0.01	1.24	0.74	0.08	72.6	1.87	1
SAF26_REXP014	116	117	6.8	<0.01	0.22	0.08	0.12	66	5.13	3.3
SAF26_REXP014	117	118	49.5	<0.01	3.81	2.29	0.01	40.6	36.9	24.1
SAF26_REXP014	118	119	16.8	<0.01	1.56	1.74	<0.01	75.7	12.7	8.2
SAF26_REXP014	119	120	17.7	<0.01	1.64	1.21	0.04	66.7	13.3	8.6
SAF26_REXP014	137	138	8.6	<0.01	0.37	0.35	0.08	67.5	6.39	4.2
SAF26_REXP015	51	52	3.3	<0.01	0.05	0.01	0.1	71.2	2.7	1.6
SAF26_REXP015	61	62	2.1	<0.01	0.23	0.15	0.06	76.8	1.43	1
SAF26_REXP015	62	63	16.8	<0.01	0.3	0.2	0.03	70.3	12.55	8.2
SAF26_REXP015	63	64	3.5	<0.01	0.25	0.14	0.08	72.7	2.45	1.7
SAF26_REXP015	64	65	4.3	<0.01	0.41	0.25	0.07	72.5	3.15	2.1
SAF26_REXP015	69	70	13.4	<0.01	0.12	0.08	0.06	67.9	9.86	6.5
SAF26_REXP015	70	71	4.3	<0.01	1.77	0.95	0.08	69.4	3.2	2.1
SAF26_REXP015	71	72	4.5	<0.01	4.76	2.58	0.09	65.7	3.37	2.2
SAF26_REXP016	116	117	16.6	<0.01	0.78	0.44	0.06	70.3	12	8.1
SAF26_REXP016	117	118	14.4	<0.01	13.65	7.66	0.03	55.9	10.35	7
SAF26_REXP016	119	120	2.5	<0.01	4.16	2.29	0.27	56.4	1.5	1.2
SAF26_REXP017	0	1	2.1	<0.01	0.25	0.11	0.08	71.9	1.64	1
SAF26_REXP017	24	25	4.5	<0.01	0.88	0.45	0.18	66	3.42	2.2
SAF26_REXP017	36	37	9.7	<0.01	9.7	5.28	0.08	51.5	7.19	4.7
SAF26_REXP017	45	46	17.9	<0.01	0.06	0.06	0.1	59	13.05	8.7

For personal use only

Hole number	From	To	CaF2 %	As %	BaO %	SO3 %	P2O5 %	SiO2 %	CaO %	F %
SAF26_REXP017	46	47	3.5	<0.01	0.08	0.04	0.1	69.8	2.65	1.7
SAF26_REXP017	69	70	8	<0.01	21.90	12.5	0.04	43.5	5.77	3.9
SAF26_REXP017	70	71	53.6	0.01	9.11	5.18	0.01	28.7	39.7	26.1
SAF26_REXP017	71	72	46.4	<0.01	7	4.01	<0.01	41	34.4	22.6
SAF26_REXP017	72	73	33.3	0.01	6.07	3.57	0.01	54.4	24.4	16.2
SAF26_REXP017	73	74	10.1	<0.01	3.04	1.74	0.07	62.6	7.49	4.9
SAF26_REXP017	74	75	6	<0.01	5.71	3.42	0.06	66.2	4.68	2.9
SAF26_REXP017	75	76	6.4	<0.01	1.76	1.02	0.07	67	5.14	3.1
SAF26_REXP017	76	77	4.1	<0.01	0.88	0.51	0.08	68.3	3.64	2
SAF26_REXP017	81	82	2.9	<0.01	0.27	0.15	0.08	70.3	2.6	1.4
SAF26_REXP017	82	83	13.4	<0.01	0.13	0.08	0.07	64.8	9.86	6.5
SAF26_REXP017	87	88	2.3	<0.01	0.07	0.06	0.1	70.9	1.68	1.1
SAF26_REXP018	96	97	2.1	<0.01	0.07	0.1	0.09	72.8	1.76	1
SAF26_REXP018	102	103	3.1	<0.01	0.1	0.05	0.12	70.2	2.48	1.5
SAF26_REXP018	108	109	9.2	<0.01	8.82	4.8	0.11	57.2	6.81	4.5
SAF26_REXP018	109	110	15	<0.01	13.65	7.78	0.01	60.5	11.05	7.3
SAF26_REXP018	110	111	32.1	<0.01	17.05	9.83	<0.01	39.4	23.8	15.6
SAF26_REXP018	111	112	16	<0.01	27.00	15.15	<0.01	39.2	11.8	7.8
SAF26_REXP018	112	113	14.6	<0.01	3.62	2.09	0.04	70	10.8	7.1
SAF26_REXP018	114	115	3.5	<0.01	1.96	1.12	0.1	68.3	2.6	1.7
SAF26_REXP018	119	120	8.8	<0.01	1.3	0.82	0.1	66.2	6.58	4.3
SAF26_REXP018	122	123	3.3	<0.01	0.1	0.08	0.1	70.8	2.62	1.6
SAF26_REXP018	123	124	4.3	<0.01	0.16	0.13	0.11	69.7	3.38	2.1
SAF26_REXP018	124	125	18.1	<0.01	0.23	0.24	0.08	63.2	13.5	8.8
SAF26_REXP018	125	126	3.1	<0.01	0.08	0.08	0.12	69.6	3.26	1.5
SAF26_REXP018	134	135	4.5	<0.01	0.05	0.06	0.11	68.5	4.05	2.2
SAF26_REXP018	137	138	3.7	<0.01	0.16	0.11	0.13	70.8	3.03	1.8
SAF26_REXP019	0	1	2.5	<0.01	0.34	0.18	0.04	74.9	1.78	1.2
SAF26_REXP019	1	2	2.1	<0.01	0.43	0.22	0.07	71.6	1.42	1
SAF26_REXP019	4	5	2.3	<0.01	0.09	0.04	0.04	73.4	1.43	1.1
SAF26_REXP019	30	31	8.4	<0.01	0.21	0.11	0.06	70.7	6.31	4.1
SAF26_REXP019	31	32	13.2	<0.01	0.18	0.09	0.06	68.2	9.79	6.4
SAF26_REXP019	32	33	9.9	<0.01	18.25	10.25	0.02	54.6	7.4	4.8
SAF26_REXP019	36	37	32.9	<0.01	0.16	0.07	0.06	51.8	24.4	16
SAF26_REXP019	37	38	67.6	<0.01	0.19	0.1	0.01	28.7	50.2	32.9
SAF26_REXP019	38	39	71.7	<0.01	2.63	1.44	0.01	15.65	53.1	34.9
SAF26_REXP019	39	40	53	<0.01	1.42	0.81	<0.01	40.8	39.2	25.8
SAF26_REXP019	40	41	49.1	<0.01	19.65	10.7	<0.01	17.8	36.6	23.9
SAF26_REXP019	41	42	68.4	<0.01	2.4	1.53	<0.01	24.2	51.3	33.3
SAF26_REXP019	42	43	41.5	<0.01	5.3	3.04	0.06	38.2	30.8	20.2
SAF26_REXP019	43	44	9	<0.01	1.13	0.68	0.1	65.7	6.88	4.4

For personal use only

Hole number	From	To	CaF2 %	As %	BaO %	SO3 %	P2O5 %	SiO2 %	CaO %	F %
SAF26_REXP019	44	45	10.3	<0.01	1.02	0.59	0.08	64.8	7.84	5
SAF26_REXP019	45	46	8.8	<0.01	0.95	0.53	0.08	65.7	6.79	4.3
SAF26_REXP019	46	47	2.1	<0.01	0.25	0.13	0.09	70.3	1.94	1
SAF26_REXP019	47	48	2.7	<0.01	0.4	0.24	0.1	70.4	2.42	1.3
SAF26_REXP020	16	17	2.9	<0.01	0.07	0.02	0.14	74.6	2.17	1.4
SAF26_REXP020	17	18	5.5	<0.01	0.57	0.29	0.16	69.7	4.09	2.7
SAF26_REXP020	22	23	3.9	<0.01	0.05	<0.01	0.14	74.1	2.79	1.9
SAF26_REXP020	23	24	38.4	<0.01	0.12	0.05	0.05	50.7	28.3	18.7
SAF26_REXP020	24	25	8.2	<0.01	0.08	0.04	0.14	73.3	6.37	4
SAF26_REXP020	25	26	26.3	<0.01	0.04	0.02	0.08	61.7	19.85	12.8
SAF26_REXP020	26	27	50.5	<0.01	0.03	0.07	0.01	44.9	38.2	24.6
SAF26_REXP020	27	28	23.4	<0.01	0.02	0.03	0.01	73.8	17.25	11.4
SAF26_REXP020	28	29	24.9	<0.01	0.02	0.1	0.01	72.3	18.35	12.1
SAF26_REXP020	29	30	9.5	<0.01	0.03	0.04	0.08	80	7.01	4.6
SAF26_REXP020	30	31	12.1	<0.01	0.03	0.03	0.12	74	9	5.9
SAF26_REXP020	31	32	9.9	<0.01	0.03	0.02	0.1	76.5	7.26	4.8
SAF26_REXP020	49	50	2.5	<0.01	0.04	0.03	0.17	72.8	2.02	1.2
SAF26_REXP021	55	56	13.2	<0.01	0.05	<0.01	0.14	65.7	9.82	6.4
SAF26_REXP021	65	66	4.5	<0.01	0.05	0.01	0.14	73.3	3.44	2.2
SAF26_REXP021	66	67	4.3	<0.01	0.04	<0.01	0.16	74.9	3.37	2.1
SAF26_REXP021	67	68	10.1	<0.01	0.04	0.02	0.07	80	7.5	4.9
SAF26_REXP021	68	69	38.4	<0.01	0.02	0.03	0.02	58.7	28.3	18.7
SAF26_REXP021	69	70	62.1	<0.01	0.02	0.03	0.01	35.6	45.8	30.2
SAF26_REXP021	70	71	11.9	<0.01	0.03	0.06	0.09	69.8	8.9	5.8
SAF26_REXP021	76	77	2.1	<0.01	0.04	0.05	0.13	73.6	1.61	1
SAF26_REXP021	77	78	8.8	0.01	0.06	0.01	0.09	69.8	6.6	4.3
SAF26_REXP021	86	87	4.1	<0.01	0.05	0.04	0.18	70	3.32	2
SAF26_REXP022	103	104	10.7	<0.01	0.02	0.02	0.03	83.3	7.94	5.2
SAF26_REXP022	104	105	11.1	<0.01	0.02	0.01	0.03	82.2	8.23	5.4
SAF26_REXP022	105	106	5.1	<0.01	0.02	0.01	0.1	79	3.9	2.5
SAF26_REXP022	106	107	10.1	<0.01	0.04	0.02	0.12	71.3	7.51	4.9
SAF26_REXP022	107	108	2.7	<0.01	0.05	0.02	0.21	76	2.08	1.3
SAF26_REXP022	108	109	12.7	<0.01	0.07	0.05	0.09	73.7	9.35	6.2
SAF26_REXP022	109	110	13.2	<0.01	0.04	0.02	0.09	68.7	9.67	6.4
SAF26_REXP022	114	115	4.3	<0.01	0.04	0.03	0.14	72.6	3.29	2.1
SAF26_REXP022	115	116	3.1	<0.01	0.04	0.03	0.16	73	2.43	1.5
SAF26_REXP022	116	117	2.9	<0.01	0.04	0.06	0.16	72.4	2.15	1.4
SAF26_REXP023	0	1	15.4	<0.01	0.04	0.02	0.05	66.2	11.7	7.5
SAF26_REXP023	17	18	2.9	<0.01	0.11	0.04	0.16	74	2.42	1.4
SAF26_REXP023	19	20	9.2	<0.01	0.05	0.12	0.01	87.2	6.78	4.5
SAF26_REXP023	20	21	12.3	<0.01	0.02	0.07	<0.01	85.5	8.88	6

For personal use only

Hole number	From	To	CaF2 %	As %	BaO %	SO3 %	P2O5 %	SiO2 %	CaO %	F %
SAF26_REXP023	21	22	57.7	0.01	0.07	0.09	0.02	35.4	42	28.1
SAF26_REXP023	22	23	3.3	0.01	0.15	0.07	0.15	70.1	2.99	1.6
SAF26_REXP024	21	22	8.8	<0.01	0.06	<0.01	0.17	67.1	6.59	4.3
SAF26_REXP024	35	36	4.3	<0.01	0.06	<0.01	0.18	68.3	3.31	2.1
SAF26_REXP024	51	52	3.5	<0.01	0.29	0.62	0.03	90.9	2.68	1.7
SAF26_REXP024	52	53	14.4	<0.01	0.02	0.14	0.01	83.4	10.75	7
SAF26_REXP024	53	54	53.2	<0.01	0.02	0.63	<0.01	43.6	39.3	25.9
SAF26_REXP024	54	55	17.5	<0.01	0.05	0.12	0.14	63.3	13.05	8.5
SAF26_REXP024	55	56	3.9	<0.01	0.06	0.07	0.19	72.2	3.09	1.9
SAF26_REXP024	58	59	2.1	<0.01	0.06	0.06	0.24	70.1	2.03	1
SAF26_REXP024	63	64	3.5	<0.01	0.05	0.1	0.21	70.2	2.96	1.7
SAF26_REXP024	64	65	4.1	<0.01	0.06	0.09	0.19	70.1	3.41	2
SAF26_REXP025	104	105	2.1	<0.01	0.05	0.06	0.23	70.4	1.97	1
SAF26_REXP025	105	106	2.1	<0.01	0.04	0.02	0.25	70.8	1.8	1
SAF26_REXP025	112	113	4.1	<0.01	0.05	0.02	0.2	70.4	3.16	2
SAF26_REXP026	65	66	5.1	<0.01	0.08	0.08	0.16	74	3.71	2.5
SAF26_REXP026	66	67	51.8	<0.01	0.03	0.04	0.07	40.1	38.1	25.2
SAF26_REXP026	67	68	41.1	<0.01	0.1	0.1	0.01	57	29.7	20
SAF26_REXP026	68	69	15.6	<0.01	2.78	1.71	<0.01	78.2	11.35	7.6
SAF26_REXP026	69	70	17.3	<0.01	0.84	0.53	0.01	79.2	12.65	8.4
SAF26_REXP026	70	71	48.1	<0.01	0.09	0.07	0.02	49.7	35.4	23.4
SAF26_REXP026	71	72	14.6	<0.01	0.14	0.1	0.12	66.8	10.6	7.1
SAF26_REXP026	72	73	3.1	<0.01	0.06	0.05	0.17	72.2	2.3	1.5
SAF26_REXP026	73	74	5.8	<0.01	0.05	0.02	0.19	69.4	4.42	2.8
SAF26_REXP026	74	75	2.7	<0.01	0.05	0.06	0.2	72.2	2.04	1.3
SAF26_REXP026	79	80	6	<0.01	0.05	0.04	0.18	69.3	4.55	2.9
SAF26_REXP026	83	84	4.9	<0.01	0.04	0.01	0.22	69.8	3.76	2.4
SAF26_REXP026	90	91	2.3	<0.01	0.04	<0.01	0.23	70.7	1.96	1.1
SAF26_REXP027	83	84	2.1	<0.01	0.46	0.3	0.2	70.2	1.62	1
SAF26_REXP027	88	89	9.7	<0.01	0.05	0.06	0.17	67.3	7.22	4.7
SAF26_REXP027	89	90	77.7	<0.01	0.02	0.03	0.02	21.9	58.3	37.8
SAF26_REXP027	90	91	21.4	<0.01	0.07	0.18	0.06	71.9	15.6	10.4
SAF26_REXP027	91	92	16.6	<0.01	0.03	0.06	0.01	80.8	12.1	8.1
SAF26_REXP027	92	93	14.6	<0.01	0.02	0.14	0.01	81.2	10.55	7.1
SAF26_REXP027	93	94	14.2	<0.01	0.01	0.13	<0.01	82.9	10.35	6.9
SAF26_REXP027	94	95	44.4	<0.01	0.01	0.06	0.01	53.1	32.7	21.6
SAF26_REXP027	95	96	44.8	<0.01	0.02	0.05	0.03	51.8	32.8	21.8
SAF26_REXP027	96	97	21	<0.01	0.04	0.05	0.13	63.4	15.05	10.2
SAF26_REXP027	97	98	3.3	<0.01	0.04	0.1	0.21	71.8	2.5	1.6
SAF26_REXP027	105	106	2.3	<0.01	0.05	0.02	0.21	72.3	1.92	1.1
SAF26_REXP027	106	107	2.1	<0.01	0.05	0.05	0.21	71.2	1.64	1

For personal use only

Hole number	From	To	CaF2 %	As %	BaO %	SO3 %	P2O5 %	SiO2 %	CaO %	F %
SAF26_REXP027	107	108	19.3	<0.01	0.04	0.03	0.19	59.6	14.05	9.4
SAF26_REXP027	108	109	5.1	<0.01	0.04	0.04	0.19	69.8	3.83	2.5
SAF26_REXP027	114	115	3.1	<0.01	0.06	0.03	0.25	65.4	2.37	1.5
SAF26_REXP028	22	23	4.5	<0.01	0.28	0.12	0.17	74.6	3.35	2.2
SAF26_REXP028	39	40	17.7	<0.01	0.04	<0.01	0.09	65.8	12.95	8.6
SAF26_REXP028	40	41	76	<0.01	0.02	0.23	0.02	23.2	56.2	37
SAF26_REXP028	41	42	10.3	<0.01	0.7	0.55	0.02	85.7	7.39	5
SAF26_REXP028	42	43	6.2	<0.01	0.58	0.78	0.01	87.5	4.54	3
SAF26_REXP028	43	44	45	<0.01	1.08	0.82	<0.01	52.2	32.4	21.9
SAF26_REXP028	44	45	16.2	<0.01	1.24	0.84	<0.01	77.9	11.6	7.9
SAF26_REXP028	45	46	10.1	<0.01	1.42	1.12	0.01	81.9	7.33	4.9
SAF26_REXP028	46	47	71.1	<0.01	0.08	0.14	0.01	27.5	52	34.6
SAF26_REXP028	47	48	50.5	<0.01	0.09	0.08	0.03	45.5	36.3	24.6
SAF26_REXP028	48	49	2.9	<0.01	0.08	0.02	0.12	71.5	2.25	1.4
SAF26_REXP029	69	70	4.1	<0.01	0.06	0.01	0.1	74.6	2.97	2
SAF26_REXP029	70	71	49.3	<0.01	0.05	0.03	0.03	46.5	35.5	24
SAF26_REXP029	71	72	74.2	<0.01	0.03	0.03	0.01	26.3	53.5	36.1
SAF26_REXP029	72	73	26.9	<0.01	0.1	0.05	0.03	65	19.6	13.1
SAF26_REXP029	73	74	40.3	0.01	0.04	0.01	0.05	49.9	29.4	19.6
SAF26_REXP029	78	79	2.5	<0.01	0.07	0.08	0.12	71.4	1.88	1.2
SAF26_REXP029	80	81	4.5	<0.01	0.06	0.04	0.12	69	3.41	2.2
SAF26_REXP030	109	110	10.9	<0.01	0.04	0.11	0.09	69.4	7.96	5.3
SAF26_REXP030	110	111	51.8	<0.01	0.03	0.06	0.04	42.6	38.5	25.2
SAF26_REXP030	111	112	51.2	<0.01	0.08	0.08	0.01	47.3	37.6	24.9
SAF26_REXP030	112	113	21.4	<0.01	0.03	0.06	0.01	75.9	15.9	10.4
SAF26_REXP030	113	114	67.4	<0.01	0.03	0.02	0.01	29.7	50	32.8
SAF26_REXP030	114	115	7.6	0.01	0.06	0.03	0.09	70.3	5.6	3.7
SAF26_REXP030	118	119	11.5	<0.01	0.06	0.27	0.09	66.7	8.55	5.6
SAF26_REXP031	27	28	52	<0.01	0.01	0.09	0.01	42.9	38.3	25.3
SAF26_REXP031	28	29	74.2	<0.01	0.02	0.07	0.01	24.9	54.7	36.1
SAF26_REXP031	29	30	75.8	<0.01	0.06	0.12	<0.01	23.4	55.8	36.9
SAF26_REXP031	30	31	72.9	<0.01	0.02	0.21	0.01	26.3	53.4	35.5
SAF26_REXP031	31	32	7.2	<0.01	0.04	0.03	0.07	68.8	5.27	3.5
SAF26_REXP031	32	33	7.6	<0.01	0.03	0.01	0.08	67.3	5.74	3.7
SAF26_REXP031	33	34	2.3	<0.01	0.04	0.01	0.09	72.6	1.7	1.1
SAF26_REXP031	35	36	3.9	<0.01	0.03	0.01	0.09	71.4	2.92	1.9
SAF26_REXP031	36	37	3.1	<0.01	0.03	0.01	0.09	71.2	2.3	1.5
SAF26_REXP031	37	38	2.1	<0.01	0.03	<0.01	0.08	74	1.48	1
SAF26_REXP031	42	43	2.9	<0.01	0.03	0.01	0.08	72.3	2.18	1.4
SAF26_REXP032	58	59	32.3	<0.01	0.12	0.29	0.03	54.1	23.5	15.7
SAF26_REXP032	59	60	50.1	<0.01	3.32	1.92	0.01	37.7	36.5	24.4

For personal use only

Hole number	From	To	CaF2 %	As %	BaO %	SO3 %	P2O5 %	SiO2 %	CaO %	F %
SAF26_REXP032	60	61	25.7	0.01	0.54	0.31	0.06	59.6	18.2	12.5
SAF26_REXP032	61	62	14.2	0.01	0.42	0.24	0.06	68.7	10.3	6.9
SAF26_REXP032	62	63	8.2	<0.01	0.36	0.22	0.08	67.7	5.9	4
SAF26_REXP033	92	93	22.2	<0.01	0.19	0.3	0.06	59.3	16.4	10.8
SAF26_REXP033	93	94	72.5	<0.01	0.03	0.5	<0.01	24.3	53.3	35.3
SAF26_REXP033	94	95	16	<0.01	0.05	0.45	<0.01	79.1	11.95	7.8
SAF26_REXP033	95	96	60.4	<0.01	0.19	0.37	<0.01	36.5	44.2	29.4
SAF26_REXP033	96	97	27.9	<0.01	0.22	0.4	0.03	61.3	20.6	13.6
SAF26_REXP033	97	98	41.5	<0.01	0.06	0.81	0.01	51.9	30.2	20.2
SAF26_REXP033	98	99	56.9	<0.01	0.06	0.35	0.01	36.4	41.8	27.7
SAF26_REXP033	99	100	5.1	<0.01	0.11	0.09	0.08	72	3.95	2.5
SAF26_REXP033	100	101	7.6	<0.01	0.6	0.33	0.07	69.8	5.63	3.7
SAF26_REXP033	101	102	9	<0.01	1.7	0.93	0.07	70.5	6.63	4.4
SAF26_REXP033	102	103	7.8	<0.01	0.22	0.18	0.09	68	5.89	3.8
SAF26_REXP033	105	106	2.7	<0.01	0.08	0.09	0.09	71.7	2.09	1.3
SAF26_REXP033	106	107	2.5	<0.01	0.07	0.08	0.08	75.8	1.92	1.2
SAF26_REXP033	108	109	3.9	<0.01	0.15	0.13	0.09	71.1	3.08	1.9
SAF26_REXP034	49	50	37.4	<0.01	0.62	0.42	0.04	51.6	27.9	18.2
SAF26_REXP034	50	51	7	<0.01	0.16	0.27	0.08	81.8	5.2	3.4
SAF26_REXP034	69	70	4.5	<0.01	0.04	0.03	0.16	71.9	3.55	2.2
SAF26_REXP034	79	80	14.2	<0.01	0.35	0.38	0.13	66.2	11	6.9
SAF26_REXP034	80	81	12.3	<0.01	10	5.84	0.06	62.2	9.26	6
SAF26_REXP035	28	29	4.5	<0.01	0.05	0.03	0.11	72.4	3.7	2.2
SAF26_REXP035	37	38	6.6	<0.01	0.24	0.16	0.2	67.9	5.25	3.2
SAF26_REXP035	45	46	17.9	<0.01	0.2	0.13	0.13	59.6	13.75	8.7
SAF26_REXP035	50	51	2.3	<0.01	3.31	1.85	0.15	68	1.8	1.1
SAF26_REXP035	68	69	5.5	<0.01	0.07	0.09	0.16	68.6	4.25	2.7
SAF26_REXP035	70	71	14.2	<0.01	4.29	2.37	0.13	65.1	10.55	6.9
SAF26_REXP035	78	79	2.3	<0.01	0.18	0.2	0.15	71.8	2.24	1.1
SAF26_REXP035	79	80	2.5	<0.01	0.46	0.32	0.15	73	2.14	1.2
SAF26_REXP035	80	81	5.5	<0.01	9.15	5.17	0.02	75.3	4.1	2.7
SAF26_REXP035	81	82	2.3	<0.01	4.22	2.49	0.14	69.1	1.76	1.1
SAF26_REXP035	90	91	2.1	<0.01	0.13	0.13	0.15	70.3	1.92	1
SAF26_REXP035	91	92	2.9	<0.01	0.06	0.13	0.13	71.4	2.51	1.4
SAF26_REXP036	7	8	10.7	<0.01	0.05	0.01	0.11	66.5	7.97	5.2
SAF26_REXP036	26	27	2.5	<0.01	0.23	0.1	0.19	70.6	2.09	1.2
SAF26_REXP036	47	48	2.1	<0.01	0.22	0.1	0.25	69	1.72	1
SAF26_REXP036	69	70	6	<0.01	0.2	0.17	0.14	75.1	4.63	2.9
SAF26_REXP036	72	73	13.4	<0.01	0.08	0.02	0.24	63	10.05	6.5
SAF26_REXP036	75	76	2.9	<0.01	0.7	0.37	0.17	74	2.23	1.4
SAF26_REXP036	76	77	9.7	<0.01	0.52	0.35	0.01	86.3	7.22	4.7

For personal use only

Hole number	From	To	CaF2 %	As %	BaO %	SO3 %	P2O5 %	SiO2 %	CaO %	F %
SAF26_REXP036	77	78	11.9	<0.01	0.13	0.15	<0.01	85.6	8.94	5.8
SAF26_REXP036	78	79	29.6	<0.01	0.29	0.22	0.02	63.8	21.9	14.4
SAF26_REXP036	79	80	18.1	<0.01	0.2	0.39	0.04	74.4	13.35	8.8
SAF26_REXP036	80	81	4.1	<0.01	0.06	0.21	0.19	73.8	3.32	2
SAF26_REXP036	81	82	2.5	<0.01	0.2	0.24	0.18	73.1	2.18	1.2
SAF26_REXP036	82	83	4.5	<0.01	0.13	0.17	0.18	74.1	3.32	2.2
SAF26_REXP036	83	84	3.7	<0.01	0.13	0.05	0.23	69.5	2.76	1.8
SAF26_REXP036	97	98	3.1	<0.01	0.05	0.02	0.25	70.7	2.39	1.5
SAF26_REXP036	110	111	2.5	<0.01	0.05	0.04	0.23	70.4	2.47	1.2
SAF26_REXP037	0	1	2.7	<0.01	0.28	0.14	0.13	73.4	2.1	1.3
SAF26_REXP037	1	2	3.5	<0.01	0.16	0.06	0.18	68.9	2.79	1.7
SAF26_REXP037	10	11	2.1	<0.01	0.06	0.02	0.25	68.7	2.59	1
SAF26_REXP037	72	73	6.6	<0.01	0.05	0.04	0.13	67.3	5.05	3.2
SAF26_REXP037	82	83	3.7	<0.01	10	12.2	0.03	57.6	2.42	1.8
SAF26_REXP037	83	84	5.1	<0.01	2.8	1.72	0.05	82.4	3.93	2.5
SAF26_REXP037	84	85	3.3	<0.01	1.12	0.62	0.23	70.3	2.52	1.6
SAF26_REXP037	85	86	5.5	<0.01	2.03	1.12	0.19	70	4.33	2.7
SAF26_REXP038	0	1	3.5	<0.01	0.43	0.21	0.1	69.5	2.62	1.7
SAF26_REXP038	1	2	3.7	<0.01	0.1	0.03	0.09	70.9	3.05	1.8
SAF26_REXP038	6	7	3.3	<0.01	0.06	0.07	0.12	71.1	2.41	1.6
SAF26_REXP038	63	64	2.3	<0.01	0.06	0.05	0.13	74.2	1.72	1.1
SAF26_REXP038	64	65	3.5	<0.01	0.32	0.43	0.03	88.5	2.6	1.7
SAF26_REXP038	65	66	3.3	<0.01	0.3	0.28	0.11	74.4	2.51	1.6
SAF26_REXP039	0	1	6	<0.01	0.26	0.13	0.13	68	4.37	2.9
SAF26_REXP039	1	2	2.5	<0.01	0.09	0.03	0.14	71.3	2.02	1.2
SAF26_REXP039	2	3	8.2	<0.01	0.06	0.02	0.14	67	6.39	4
SAF26_REXP039	5	6	2.1	<0.01	0.05	0.08	0.14	71.8	1.58	1
SAF26_REXP039	6	7	3.5	<0.01	0.37	0.25	0.16	71.2	2.66	1.7
SAF26_REXP039	14	15	3.1	<0.01	0.5	0.25	0.12	71.4	2.47	1.5
SAF26_REXP039	21	22	2.1	<0.01	0.03	<0.01	0.15	72.9	1.66	1
SAF26_REXP039	38	39	2.7	<0.01	0.04	0.04	0.11	75.6	1.94	1.3
SAF26_REXP039	39	40	9.5	<0.01	0.04	0.05	0.12	69.7	7.07	4.6
SAF26_REXP039	64	65	10.7	<0.01	0.42	0.41	0.07	72.2	7.91	5.2
SAF26_REXP039	65	66	4.7	<0.01	1.98	1.51	<0.01	88.2	3.68	2.3
SAF26_REXP039	66	67	24.2	<0.01	1.11	0.77	0.01	59.7	18.15	11.8
SAF26_REXP039	67	68	2.7	<0.01	0.2	0.15	0.14	72.1	1.96	1.3
SAF26_REXP039	69	70	2.1	<0.01	0.09	0.05	0.11	71.7	1.58	1
SAF26_REXP040	0	1	2.5	<0.01	0.17	0.07	0.16	68.6	2.18	1.2
SAF26_REXP040	1	2	2.1	<0.01	0.08	0.01	0.2	68.3	1.86	1
SAF26_REXP040	18	19	2.9	<0.01	0.07	<0.01	0.24	67.9	2.64	1.4
SAF26_REXP040	60	61	10.1	<0.01	0.14	0.08	0.13	69.4	7.57	4.9

For personal use only

Hole number	From	To	CaF2 %	As %	BaO %	SO3 %	P2O5 %	SiO2 %	CaO %	F %
SAF26_REXP040	61	62	12.5	<0.01	10	9.61	0.02	56.3	8.84	6.1
SAF26_REXP040	62	63	10.5	<0.01	3.19	2.14	0.01	81.2	7.74	5.1
SAF26_REXP040	63	64	5.5	<0.01	5.83	4.39	<0.01	80.8	4.11	2.7
SAF26_REXP040	64	65	3.5	<0.01	1.9	1.74	0.01	87	2.59	1.7
SAF26_REXP040	65	66	3.1	<0.01	2.99	1.98	0.09	75.8	2.3	1.5
SAF26_REXP041	55	56	3.3	<0.01	1.91	1.07	0.08	78.3	2.34	1.6
SAF26_REXP041	56	57	7.6	<0.01	10	6.41	0.01	72.7	5.53	3.7
SAF26_REXP041	57	58	3.5	<0.01	10	8	0.02	69.8	2.41	1.7
SAF26_REXP041	72	73	2.5	<0.01	0.27	0.16	0.29	71.4	1.98	1.2
SAF26_REXP042	4	5	2.1	<0.01	1.12	0.59	0.14	71.3	1.64	1
SAF26_REXP042	6	7	3.3	<0.01	0.13	0.05	0.13	71.5	2.55	1.6
SAF26_REXP042	18	19	5.1	<0.01	0.12	0.04	0.19	70.7	3.95	2.5
SAF26_REXP042	22	23	2.9	<0.01	0.28	0.13	0.17	70.6	2.34	1.4
SAF26_REXP042	49	50	2.9	<0.01	0.06	<0.01	0.18	69.2	2.31	1.4
SAF26_REXP042	64	65	8.6	<0.01	4.22	2.64	<0.01	81.9	6.31	4.2
SAF26_REXP042	79	80	3.9	<0.01	0.04	0.02	0.21	68.3	3.09	1.9
SAF26_REXP042	86	87	3.7	<0.01	0.05	0.02	0.14	71.3	2.75	1.8
SAF26_REXP043	72	73	2.7	<0.01	0.05	0.02	0.17	70.7	2.16	1.3
SAF26_REXP043	74	75	2.1	<0.01	0.09	0.07	0.18	71.5	1.8	1
SAF26_REXP043	93	94	9.5	<0.01	0.1	0.44	0.11	73.7	7.04	4.6
SAF26_REXP044	41	42	2.3	<0.01	0.04	<0.01	0.21	71.3	1.82	1.1
SAF26_REXP044	48	49	2.1	<0.01	0.05	0.01	0.24	69.9	1.56	1
SAF26_REXP044	72	73	6	<0.01	0.06	0.02	0.16	72.2	4.3	2.9
SAF26_REXP045	13	14	10.5	<0.01	2.38	1.27	0.12	62.3	8.09	5.1
SAF26_REXP045	14	15	2.3	<0.01	0.16	0.07	0.17	71.4	1.78	1.1
SAF26_REXP045	20	21	8.8	<0.01	0.06	0.01	0.13	67	6.67	4.3
SAF26_REXP045	23	24	2.7	<0.01	1.07	0.57	0.14	68.9	2.22	1.3
SAF26_REXP045	29	30	3.1	<0.01	0.05	0.05	0.17	70.9	2.75	1.5
SAF26_REXP045	34	35	3.5	<0.01	0.04	0.04	0.14	71.9	2.76	1.7
SAF26_REXP045	35	36	8.4	<0.01	0.22	0.2	0.13	67.6	6.88	4.1
SAF26_REXP045	57	58	2.9	<0.01	0.65	0.38	0.14	70.1	2.42	1.4
SAF26_REXP045	58	59	2.5	<0.01	0.06	0.05	0.14	71	2.4	1.2
SAF26_REXP045	60	61	2.5	<0.01	0.05	0.07	0.13	71	2.27	1.2
SAF26_REXP045	66	67	2.1	<0.01	0.04	0.03	0.13	71.9	1.86	1
SAF26_REXP045	83	84	2.5	<0.01	0.14	0.12	0.12	72.2	2.24	1.2
SAF26_REXP045	84	85	9.7	<0.01	0.08	0.18	0.07	74	7.25	4.7
SAF26_REXP045	85	86	23.8	<0.01	0.1	0.17	0.03	68.1	17.45	11.6
SAF26_REXP045	86	87	8.6	<0.01	0.1	0.27	0.06	79.3	6.47	4.2
SAF26_REXP045	87	88	3.7	<0.01	2.14	1.3	0.13	69.1	3.35	1.8
SAF26_REXP045	88	89	9.7	<0.01	0.21	0.19	0.12	66.3	8	4.7
SAF26_REXP045	89	90	22.6	<0.01	0.18	0.18	0.11	58.7	17.7	11

For personal use only

Hole number	From	To	CaF2 %	As %	BaO %	SO3 %	P2O5 %	SiO2 %	CaO %	F %
SAF26_REXP045	100	101	9.9	<0.01	0.05	0.08	0.12	66.3	7.5	4.8
SAF26_REXP046	16	17	3.3	<0.01	0.72	0.4	0.12	65.4	2.84	1.6
SAF26_REXP046	21	22	9.7	<0.01	2.84	1.53	0.12	57.4	7.06	4.7
SAF26_REXP046	47	48	6.8	<0.01	0.05	0.15	0.14	67.4	5.34	3.3
SAF26_REXP046	50	51	2.1	<0.01	0.18	0.11	0.14	71.1	1.65	1
SAF26_REXP046	75	76	3.3	<0.01	0.14	0.13	0.11	75.7	2.49	1.6
SAF26_REXP046	77	78	29.2	<0.01	0.05	0.08	0.11	53.6	21.5	14.2
SAF26_REXP047	8	9	2.7	<0.01	0.07	0.03	0.13	72.3	2.16	1.3
SAF26_REXP047	10	11	3.1	<0.01	0.1	0.23	0.08	80.3	2.32	1.5
SAF26_REXP047	34	35	2.1	<0.01	0.04	0.01	0.18	71	1.76	1
SAF26_REXP047	35	36	2.9	<0.01	0.04	0.01	0.17	71.2	2.3	1.4
SAF26_REXP047	42	43	3.3	<0.01	0.03	0.02	0.13	69.6	3.17	1.6
SAF26_REXP047	43	44	7.8	<0.01	0.09	0.05	0.11	69.6	5.85	3.8
SAF26_REXP047	53	54	15.6	<0.01	0.25	0.13	0.12	64.2	11.45	7.6
SAF26_REXP047	54	55	10.7	<0.01	0.41	0.27	0.08	72.7	8.07	5.2
SAF26_REXP048	7	8	3.3	<0.01	0.14	0.05	0.18	72.1	2.81	1.6
SAF26_REXP048	53	54	5.8	<0.01	0.54	0.28	0.18	72.4	4.49	2.8
SAF26_REXP048	57	58	2.7	<0.01	0.05	0.08	0.19	73.2	2.58	1.3
SAF26_REXP048	58	59	5.5	<0.01	0.07	0.05	0.11	70.6	4.4	2.7
SAF26_REXP048	61	62	18.1	<0.01	0.94	0.58	0.03	72.2	13.25	8.8
SAF26_REXP048	62	63	50.1	<0.01	0.32	0.22	0.06	41.4	37	24.4
SAF26_REXP048	63	64	17.9	<0.01	2.24	1.28	0.07	64.4	13.3	8.7
SAF26_REXP048	65	66	9.2	<0.01	4.57	2.58	0.07	69.2	6.85	4.5
SAF26_REXP048	92	93	8.4	<0.01	0.23	0.13	0.16	71.5	6.36	4.1
SAF26_REXP048	94	95	2.5	<0.01	0.16	0.07	0.25	71.1	1.98	1.2
SAF26_REXP048	100	101	5.1	<0.01	0.25	0.11	0.13	75.1	3.93	2.5
SAF26_REXP048	101	102	2.1	<0.01	0.16	0.07	0.17	74.9	1.67	1
SAF26_REXP049	12	13	2.5	<0.01	0.06	<0.01	0.2	71.1	1.99	1.2
SAF26_REXP049	13	14	3.3	<0.01	0.11	0.02	0.2	71	2.59	1.6
SAF26_REXP049	24	25	2.9	<0.01	0.08	0.02	0.09	71.5	2.29	1.4
SAF26_REXP049	34	35	4.7	<0.01	0.74	0.4	0.17	70	3.59	2.3
SAF26_REXP049	35	36	4.5	<0.01	0.24	0.13	0.18	69.9	3.52	2.2
SAF26_REXP049	60	61	5.1	<0.01	0.19	0.38	0.03	88.4	3.88	2.5
SAF26_REXP050	21	22	2.1	<0.01	0.05	<0.01	0.18	71.6	1.8	1
SAF26_REXP050	22	23	3.1	<0.01	0.51	0.26	0.19	68.3	2.63	1.5
SAF26_REXP050	50	51	2.3	<0.01	0.1	0.06	0.19	71.1	1.84	1.1
SAF26_REXP050	51	52	2.3	<0.01	0.12	0.05	0.19	72.2	1.68	1.1
SAF26_REXP050	63	64	4.1	<0.01	0.22	0.23	0.1	82.5	3.18	2
SAF26_REXP050	64	65	15.2	<0.01	0.78	0.55	0.13	71.3	11.55	7.4
SAF26_REXP050	65	66	2.9	<0.01	0.14	0.14	0.18	74.2	2.48	1.4
SAF26_REXP050	75	76	2.5	<0.01	0.05	0.02	0.29	71.5	2.2	1.2

For personal use only

Hole number	From	To	CaF2 %	As %	BaO %	SO3 %	P2O5 %	SiO2 %	CaO %	F %
SAF26_REXP050	84	85	2.3	<0.01	0.08	0.05	0.21	72.1	1.82	1.1
SAF26_REXP051	0	1	2.1	<0.01	0.26	0.12	0.11	71.7	1.72	1
SAF26_REXP051	26	27	11.3	<0.01	0.1	0.03	0.19	65.3	8.66	5.5
SAF26_REXP051	44	45	3.5	<0.01	0.04	0.06	0.2	68	3.89	1.7
SAF26_REXP051	48	49	2.7	<0.01	0.04	0.03	0.17	69	2.96	1.3
SAF26_REXP051	68	69	13.2	<0.01	0.25	0.16	0.15	66.7	9.83	6.4
SAF26_REXP051	69	70	13.4	<0.01	7.76	4.45	0.04	68.2	9.86	6.5
SAF26_REXP051	70	71	7.8	<0.01	10	6.58	0.01	65.9	7.47	3.8
SAF26_REXP051	71	72	10.7	<0.01	1.18	0.7	0.08	74.4	8.48	5.2
SAF26_REXP051	72	73	22	<0.01	0.83	0.47	0.1	59.7	16.55	10.7
SAF26_REXP051	73	74	4.3	<0.01	0.16	0.07	0.15	73.2	3.23	2.1
SAF26_REXP051	74	75	2.1	<0.01	0.23	0.11	0.15	73.4	1.61	1
SAF26_REXP051	77	78	3.5	<0.01	0.08	0.03	0.34	71.4	2.86	1.7
SAF26_REXP051	103	104	3.3	<0.01	0.27	0.15	0.2	69.7	2.61	1.6
SAF26_REXP052	78	79	3.3	<0.01	0.18	0.12	0.15	71.1	2.97	1.6
SAF26_REXP052	80	81	25.1	<0.01	2.16	1.34	0.09	61.1	18.6	12.2
SAF26_REXP052	81	82	4.3	<0.01	0.18	0.15	0.23	71	3.58	2.1
SAF26_REXP053	0	1	12.3	<0.01	2.03	1.1	0.04	65.9	8.78	6
SAF26_REXP053	1	2	2.3	<0.01	0.53	0.31	0.01	88.9	1.66	1.1
SAF26_REXP053	2	3	2.5	<0.01	0.56	0.34	0.02	85.9	1.72	1.2
SAF26_REXP053	34	35	2.3	<0.01	0.5	0.25	0.11	71.2	1.66	1.1
SAF26_REXP053	36	37	2.3	<0.01	0.32	0.15	0.11	70.8	1.6	1.1
SAF26_REXP053	82	83	2.1	<0.01	0.06	0.3	0.09	72.9	1.54	1
SAF26_REXP053	90	91	2.5	<0.01	0.04	0.05	0.11	69.6	1.8	1.2
SAF26_REXP053	104	105	12.9	<0.01	0.24	0.14	0.08	67.2	9.54	6.3
SAF26_REXP053	105	106	3.7	<0.01	0.09	0.04	0.1	71	2.75	1.8
SAF26_REXP053	113	114	2.9	<0.01	0.04	0.04	0.09	71.1	2.37	1.4
SAF26_REXP054	0	1	2.3	<0.01	0.13	0.05	0.07	75.8	1.62	1.1
SAF26_REXP054	10	11	2.3	<0.01	0.05	0.01	0.08	71.8	1.66	1.1
SAF26_REXP054	25	26	3.1	<0.01	0.31	0.22	0.03	85	2.26	1.5
SAF26_REXP054	26	27	4.3	<0.01	4.41	2.4	0.06	68.8	3.14	2.1
SAF26_REXP054	29	30	7.4	<0.01	1.38	0.77	0.07	70.5	5.42	3.6
SAF26_REXP054	51	52	9.9	<0.01	0.06	0.19	<0.01	87.1	7.39	4.8
SAF26_REXP054	52	53	14	<0.01	0.07	0.17	<0.01	82.5	10.4	6.8
SAF26_REXP054	53	54	5.3	<0.01	0.06	0.15	<0.01	91.5	4.11	2.6
SAF26_REXP054	54	55	2.1	<0.01	0.11	0.17	0.01	92	1.64	1
SAF26_REXP054	63	64	2.1	<0.01	0.04	<0.01	0.08	73.5	1.39	1
SAF26_REXP054	77	78	2.9	<0.01	0.03	<0.01	0.08	72.9	2.08	1.4
SAF26_REXP054	86	87	2.9	<0.01	0.06	0.61	0.08	72.3	2.21	1.4
SAF26_REXP055	1	2	2.9	<0.01	0.18	0.07	0.06	74.5	2.25	1.4
SAF26_REXP055	3	4	2.5	<0.01	0.06	0.04	0.07	74.9	1.91	1.2

For personal use only

Hole number	From	To	CaF2 %	As %	BaO %	SO3 %	P2O5 %	SiO2 %	CaO %	F %
SAF26_REXP055	5	6	2.5	<0.01	0.04	0.03	0.07	74.1	1.98	1.2
SAF26_REXP055	12	13	4.5	<0.01	0.05	0.03	0.08	72.4	3.4	2.2
SAF26_REXP055	13	14	2.1	<0.01	0.04	<0.01	0.08	73.5	1.58	1
SAF26_REXP055	19	20	2.1	<0.01	0.03	<0.01	0.09	70.7	1.66	1
SAF26_REXP055	20	21	10.1	<0.01	0.03	<0.01	0.09	64.9	7.5	4.9
SAF26_REXP055	21	22	3.3	<0.01	0.07	0.01	0.09	70.1	2.42	1.6
SAF26_REXP055	22	23	3.5	<0.01	0.39	0.21	0.08	73.2	2.59	1.7
SAF26_REXP055	28	29	5.5	<0.01	0.04	<0.01	0.08	70.8	4.09	2.7
SAF26_REXP055	102	103	2.3	<0.01	0.03	0.08	0.06	72.9	1.94	1.1
SAF26_REXP055	103	104	2.5	<0.01	0.03	0.03	0.07	71.5	2.01	1.2
SAF26_REXP056	0	1	2.7	<0.01	0.65	0.34	0.07	71.4	2.06	1.3
SAF26_REXP056	10	11	18.7	<0.01	4.97	2.76	0.04	58.6	13.7	9.1
SAF26_REXP056	11	12	6.4	<0.01	0.44	0.24	0.05	72.8	4.6	3.1
SAF26_REXP056	12	13	2.3	<0.01	0.5	0.35	0.03	84.9	1.76	1.1
SAF26_REXP056	26	27	3.3	<0.01	0.07	0.02	0.07	72.5	2.47	1.6
SAF26_REXP056	27	28	10.7	<0.01	0.4	0.2	0.08	66.8	7.92	5.2
SAF26_REXP056	49	50	2.7	<0.01	0.2	0.12	0.06	76.9	2.11	1.3
SAF26_REXP056	58	59	2.3	<0.01	0.04	0.03	0.1	71.9	1.92	1.1
SAF26_REXP056	87	88	2.7	<0.01	0.05	0.01	0.09	70.9	2.14	1.3
SAF26_REXP056	88	89	5.5	<0.01	0.1	0.04	0.08	70.5	4.14	2.7
SAF26_REXP056	94	95	2.5	<0.01	0.04	0.03	0.09	70.4	2.02	1.2
SAF26_REXP057	0	1	2.1	<0.01	0.3	0.14	0.09	73.3	1.56	1
SAF26_REXP057	1	2	2.5	<0.01	0.72	0.37	0.11	74.1	1.8	1.2
SAF26_REXP057	11	12	3.3	<0.01	0.21	0.14	0.12	72.5	2.59	1.6
SAF26_REXP057	28	29	2.7	<0.01	0.06	0.02	0.15	71	2.1	1.3
SAF26_REXP057	29	30	13.2	<0.01	0.05	0.04	0.13	67.8	9.83	6.4
SAF26_REXP057	34	35	2.7	<0.01	1.48	0.79	0.17	69.8	2.03	1.3
SAF26_REXP057	50	51	26.7	<0.01	9.98	5.45	0.05	45.5	19.9	13
SAF26_REXP057	51	52	29.6	<0.01	10	5.57	0.02	51.3	22.1	14.4
SAF26_REXP057	55	56	3.1	<0.01	0.13	0.17	<0.01	94.2	2.49	1.5
SAF26_REXP057	66	67	3.7	<0.01	0.29	0.22	<0.01	93.1	2.84	1.8
SAF26_REXP057	67	68	16.2	<0.01	0.08	0.07	0.04	74.6	12.05	7.9
SAF26_REXP058	9	10	2.5	<0.01	0.22	0.07	0.14	72.8	1.82	1.2
SAF26_REXP058	61	62	3.5	<0.01	0.05	<0.01	0.13	70.1	2.59	1.7
SAF26_REXP058	65	66	3.1	<0.01	0.39	0.43	<0.01	91.9	2.42	1.5
SAF26_REXP058	70	71	4.7	<0.01	0.62	0.46	<0.01	91.3	3.69	2.3

Table 2: Assay results above 2% CaF2 from drilling at the Sandover Fluorite Project

For personal use only

JORC Code, 2012 Edition: Table 1 Report

SECTION 1 SAMPLING TECHNIQUES AND DATA		
Criteria	**JORC Code explanation**	**Commentary**
Sampling techniques	• *Nature and quality of sampling (eg cut channels, random chips, or specific specialised industry standard measurement tools appropriate to the minerals under investigation, such as down hole gamma sondes, or handheld XRF instruments, etc). These examples should not be taken as limiting the broad meaning of sampling.* • *Include reference to measures taken to ensure sample representivity and the appropriate calibration of any measurement tools or systems used.* • *Aspects of the determination of mineralisation that are Material to the Public Report.* • *In cases where 'industry standard' work has been done this would be relatively simple (eg 'reverse circulation drilling was used to obtain 1 m samples from which 3 kg was pulverised to produce a 30 g charge for fire assay'). In other cases more explanation may be required, such as where there is coarse gold that has inherent sampling problems. Unusual commodities or mineralisation types (eg submarine nodules) may warrant disclosure of detailed information.*	• RC drill chips were used for sampling. • Samples were collected at approximately 1m intervals. • RC samples were collected from the cyclone, with a target sample weight of approximately 2.5kg. • Sampling procedures were designed to provide representative samples of each interval..
Drilling techniques	• *Drill type (eg core, reverse circulation, open-hole hammer, rotary air blast, auger, Bangka, sonic, etc) and details (eg core diameter, triple or standard tube, depth of diamond tails, face-sampling bit or other type, whether core is oriented and if so, by what method, etc).*	• Reverse Circulation (RC) drilling
Drill sample recovery	• *Method of recording and assessing core and chip sample recoveries and results assessed.* • *Measures taken to maximise sample recovery and ensure representative nature of the samples.* • *Whether a relationship exists between sample recovery and grade and whether sample bias may have occurred due to preferential loss/gain of fine/coarse material.*	• RC sample recoveries were visually assessed and recorded by the supervising geologist during drilling, based on the volume and condition of material returned from each sampled interval. • Sampling equipment was routinely cleaned to minimise contamination. • Drilling and sampling practices were monitored to maximise sample recovery and representivity. • Measures taken to maximise sample recovery include using reputable drill company with experienced drillers (Strike Drilling). • No bias observed between sample recovery and grade.
Logging	• *Whether core and chip samples have been geologically and geotechnically logged to a level of detail to support appropriate Mineral Resource estimation, mining studies and metallurgical studies.* • *Whether logging is qualitative or quantitative in nature. Core (or costean, channel, etc) photography.* • *The total length and percentage of the relevant intersections logged.*	• RC chip logging completed for lithology, alteration, mineralisation, structures, textures, and other noticeable features. • Level of detail is considered appropriate for mineral resource estimation and mining and metallurgical studies. • Logging data is largely qualitative. Quantitative values are logged for Mineral percentages. • Chip trays are photographed and photos are stored on Imago cloud based software.
Sub-sampling techniques and sample preparation	• *If core, whether cut or sawn and whether quarter, half or all core taken.* • *If non-core, whether riffled, tube sampled, rotary split, etc and whether sampled wet or dry.* • *For all sample types, the nature, quality and appropriateness of the sample preparation technique.*	• RC Samples were delivered to ALS Geochemistry Adelaide for laboratory analysis. • Sample preparation comprised of drying, crushing (90% pass 3.15mm) and pulverising to -75 microns (85% passing) (ALS codes CRU-42a and PUL-25e). Samples greater than 3kg are rotary split (SPL-22a) via RSD at the crusher.

For personal use only

	• *Quality control procedures adopted for all sub-sampling stages to maximize representivity of samples.* • *Measures taken to ensure that the sampling is representative of the in situ material collected, including for instance results for field duplicate/second-half sampling.* • *Whether sample sizes are appropriate to the grain size of the material being sampled.*	• Samples are dried, crushed and pulverized to produce a homogenous representative sub-sample for analysis. • Representative sampling measurements include duplicates being taken at any mass reduction phase during the sample preparation process. This includes RC Field Duplicates, quarter core duplicates, crushing duplicates and pulverizing duplicates. • Average sample is ~2.4kg and is considered appropriate for the material being sampled.
Quality of assay data and laboratory tests	• *The nature, quality and appropriateness of the assaying and laboratory procedures used and whether the technique is considered partial or total.* • *For geophysical tools, spectrometers, handheld XRF instruments, etc, the parameters used in determining the analysis including instrument make and model, reading times, calibrations factors applied and their derivation, etc.* • *Nature of quality control procedures adopted (eg standards, blanks, duplicates, external laboratory checks) and whether acceptable levels of accuracy (ie lack of bias) and precision have been established.*	• All samples were sent to ALS Geochemistry (Adelaide and Perth) for analysis. • Samples are pulverised to 85% passing 75 microns. A 14 element suite is analysed using fused disc XRF (ALS code ME-XRF24). A 48 element suite was also analysed for trace elements using 4 acid digest and ICP-MS finish(ME-MS61) • Standards, blanks and duplicates were used as control samples to ensure acceptable levels of accuracy and precision in the assay data. • For samples that showed overlimit readings, ore-grade assays methods were used ME-XRF26 and ME-XRF15b.
Verification of sampling and assaying	• *The verification of significant intersections by either independent or alternative company personnel.* • *The use of twinned holes.* • *Documentation of primary data, data entry procedures, data verification, data storage (physical and electronic) protocols.* • *Discuss any adjustment to assay data.*	• Significant intersections are peer reviewed within the Tivan Geology team. • Primary drilling data is stored in the drilling database (MX Deposit). Data entry into the drilling database is completed using importers from the data source. Data is verified in 3D review of the data. Data is stored in the drilling database (MX deposit), which is cloud based storage. Assay certificates are also stored in the database as files. • No adjustments are made to the assay data.
Location of data points	• *Accuracy and quality of surveys used to locate drill holes (collar and down-hole surveys), trenches, mine workings and other locations used in Mineral Resource estimation.* • *Specification of the grid system used.* • *Quality and adequacy of topographic control.*	• Collar locations co-ordinates are RTK GPS for alll drillholes. • Down hole surveys are collected from Axis Champ Gyro tool with a true north azimuth. • The grid system used is GDA2020 Zone 53.
Data spacing and distribution	• *Data spacing for reporting of Exploration Results.* • *Whether the data spacing and distribution is sufficient to establish the degree of geological and grade continuity appropriate for the Mineral Resource and Ore Reserve estimation procedure(s) and classifications applied.* • *Whether sample compositing has been applied.*	• First pass drilling only at each reef. • No mineral resource or reserve calculation have been applied. • No sample composting has been applied.
Orientation of data in relation to geological structure	• *Whether the orientation of sampling achieves unbiased sampling of possible structures and the extent to which this is known, considering the deposit type.* • *If the relationship between the drilling orientation and the orientation of key mineralised structures is considered to have introduced a sampling bias, this should be assessed and reported if material.*	• Drill holes were planned to be perpendicular to the orientation of the outcropping fluorite veins. Veins are interpreted to be vertical based on surface measurements. • No sampling bias with drilling orientation perpendicular to mineralized veins.
Sample security	• *The measures taken to ensure sample security.*	• RC samples secured in Bulka Bags. They are sent via courier to ALS Geochemistry laboratory in Adelaide or Perth. All sample submissions are documented via the ALS tracking system with results reported via email.
Audits or reviews	• *The results of any audits or reviews of sampling techniques and data.*	• Sampling and data methodologies and practices are regularly reviewed internally. To date, no external audits have been completed on this project.
SECTION 2 REPORTING OF EXPLORATION RESULTS		

For personal use only

Criteria	JORC Code explanation	Commentary
Mineral tenement and land tenure status	• *Type, reference name/number, location and ownership including agreements or material issues with third parties such as joint ventures, partnerships, overriding royalties, native title interests, historical sites, wilderness or national park and environmental settings.* • *The security of the tenure held at the time of reporting along with any known impediments to obtaining a licence to operate in the area.*	• The Project comprises an exploration license (EL34050) which is owned by Sandover SPV1 Pty Ltd, a wholly owned subsidiary of Tivan Limited. Sandover SPV1 Pty Ltd also holds ownership of the Mining Leases ML33904, MLS79, ML33905, ML33903 and MLS86, which are located within the area of EL34050.
Exploration done by other parties	• *Acknowledgment and appraisal of exploration by other parties.*	• The nearby fluorite deposits were explored by Central Pacific Minerals NL in the 1970's.
Geology	• *Deposit type, geological setting, and style of mineralisation.*	• The fluorite reefs form a hydrothermal vein system within the Lower Proterozoic Jinka Granite. • The regional geology setting is the northern margin of the eastern Aileron Province within the Arunta Region. The Aileron Province is defined as Paleoproterozoic crust, on the southern margin of the Northern Australia Craton (Scrimgeour, 2003). It contains variably metamorphosed clastic sediments, along with meta volcanic and igneous rocks. The Aileron Province is only 10-25km wide (north-south) in the project area, with the Georgina Basin to the north (unconformity) and the Irindina Province to the south (faulted contact). • Locally, the project area consists predominantly of the Jinka Granite (1730 – 1710Ma). There is also a folded sedimentary package of sandstones, limestones and conglomerates that are part of Georgina Basin (Cambrian to Neoproterozoic). These sedimentary units form the Eula Range on the southern side of the project area. • Fluorite mineralisation is hosted in a system of quartz veins (trending southeast-northwest) within the Jinka Granite. • Historic exploration has identified 9 separate mineralised veins over a strike length of 11km within the project area. Additional veins are identified outside of our project area (EL34050).

Drill hole Information	• *A summary of all information material to the understanding of the exploration results including a tabulation of the following information for all Material drill holes:*
	  ○ *easting and northing of the drill hole collar*
	  ○ *elevation or RL (Reduced Level – elevation above sea level in metres) of the drill hole collar*
	  ○ *dip and azimuth of the hole*
	  ○ *down hole length and interception depth*
	  ○ *hole length.*
	• *If the exclusion of this information is justified on the basis that the information is not Material and this exclusion does not detract from the understanding of the report, the Competent Person should clearly explain why this is the case.*
		• See Appendix A

Data aggregation methods	• *In reporting Exploration Results, weighting averaging techniques, maximum and/or minimum grade truncations (eg cutting of high grades) and cut-off grades are usually Material and should be stated.* • *Where aggregate intercepts incorporate short lengths of high grade results and longer lengths of low grade results, the procedure used for such aggregation*	For the calculation of CaF_2 equivalent values, the following assumptions were made: • The conversion is based on the stoichiometric relationship between fluorine (F) and calcium fluoride (CaF_2), where 2 moles of fluorine are equivalent to 1 mole of CaF_2. • Molar masses used for calculations: Fluorine (F) = 18.998 g/mol, Calcium Fluoride (CaF_2) = 78.076 g/mol.

	should be stated and some typical examples of such aggregations should be shown in detail. • *The assumptions used for any reporting of metal equivalent values should be clearly stated.*	• No adjustments were made for impurities, recovery rates, or processing losses, assuming 100% conversion efficiency and purity of fluorine input.
Relationship between mineralisation widths and intercept lengths	• *These relationships are particularly important in the reporting of Exploration Results.* • *If the geometry of the mineralisation with respect to the drill hole angle is known, its nature should be reported.* • *If it is not known and only the down hole lengths are reported, there should be a clear statement to this effect (eg 'down hole length, true width not known').*	• Down hole lengths reported. True width not known due to limited drilling data.
Diagrams	• *Appropriate maps and sections (with scales) and tabulations of intercepts should be included for any significant discovery being reported These should include, but not be limited to a plan view of drill hole collar locations and appropriate sectional views.*	• Refer to Figures in the body of the text.
Balanced reporting	• *Where comprehensive reporting of all Exploration Results is not practicable, representative reporting of both low and high grades and/or widths should be practiced to avoid misleading reporting of Exploration Results.*	• See the body of the report.
Other substantive exploration data	• *Other exploration data, if meaningful and material, should be reported including (but not limited to): geological observations; geophysical survey results; geochemical survey results; bulk samples – size and method of treatment; metallurgical test results; bulk density, groundwater, geotechnical and rock characteristics; potential deleterious or contaminating substances.*	• All relevant data is included in the body of the announcement.
Further work	• *The nature and scale of planned further work (eg tests for lateral extensions or depth extensions or large-scale step-out drilling).* • *Diagrams clearly highlighting the areas of possible extensions, including the main geological interpretations and future drilling areas, provided this information is not commercially sensitive.*	• See body of report • See figures in body of report

For personal use only