24 August 2026

ASX Announcement

ASX: COB | OTC: CBBHF

CobaltBlue

Corporate presentation – AMEC Pitch and Pinot, & RIU Resources Investor Roadshow

Cobalt Blue Holdings Limited (**ASX: COB** | **OTC: CBBHF**) CEO, **Dr Andrew Tong** will present at the **AMEC Pitch and Pinot event in Melbourne on Monday 24 August 2026**, and the **RIU Investor Roadshow in Sydney on Thursday 27 August 2026**.

We are pleased to publish our corporate presentation highlighting Cobalt Blue's position as an integrated critical-minerals processing business, combining proprietary technology with Australian and international growth opportunities. The Company's strategy centres on establishing an integrated Australian cobalt supply chain and broadening its commodity exposure to include manganese, copper, zinc and silver.

The **Kwinana Cobalt Refinery** is the Company's most advanced development opportunity and Australia's first proposed cobalt refinery. Approximately 90% of final engineering design is complete, Western Australian permits have been secured and a feedstock contract with Glencore is in place.

The **Broken Hill Cobalt Project,** Australia's largest undeveloped primary cobalt resource, underpins the Company's long-term resource base and offers the potential to provide vertically integrated feedstock for the Kwinana Cobalt Refinery. The processing flowsheet has been demonstrated at the Broken Hill Technology Centre, while an updated preliminary feasibility study and State significant development application are progressing.

Additional growth opportunities include our **Consortium with Glomar Minerals** Inc, targeting a US manganese sulphate and cobalt processing facility using polymetallic nodules, and the **Halls Creek copper-zinc-silver Project** in Western Australia.

The investment case is supported by growing cobalt demand from electrification, defence and advanced industries, increasingly constrained and policy-managed supply from the Democratic Republic of the Congo, and the Company's expanding exposure to future-facing commodities and strategically important midstream processing.

For further information please contact:

Dr Andrew Tong
Chief Executive Officer & Managing Director
+61 2 8287 0660
info@cobaltblueholdings.com

This announcement was authorised for release to the ASX by the board of Cobalt Blue Holdings Limited.

For personal use only

ASX: COB | OTC: CBBHF

CobaltBlue

Refining Australia's Critical Minerals Advantage

August 2026

For personal use only

For personal use only

Cobalt Blue Targets

- Develop an Australian integrated supply chain for cobalt. Targeting first production from **Kwinana Refinery** in 2028, and feeder supply from **Broken Hill Cobalt Project** thereafter.
- Evaluating growth opportunities
  - Consortium with Glomar Minerals to develop **Project Infinity**, for processing polymetallic nodules for manganese & cobalt in USA
  - JV with AuKing Mining Limited for **Halls Creek** heap leach copper & silver project

Cobalt Blue Advantage

- Market leading, patented, minerals processing technology
- Broken Hill Technology Centre for flowsheet testing, which de-risks project financing and offtake agreements

Source: Cobalt Blue Holdings Limited

An integrated minerals processing platform

For personal use only

Kwinana Cobalt Refinery

Australia's first refinery for cobalt sulphate and metal

Australian feed supply

Broken Hill Cobalt Project

Australia's largest undeveloped primary cobalt resource

Minerals processing technology developed at BHTC enables Kwinana Refinery to compete on global cobalt sulphate market

Broken Hill Technology Centre

Project support and minerals processing development

Glomar MINERALS Consortium for Project Infinity

Mn and Co refinery in USA for polymetallic nodules

Growth opportunity to replicate refinery processing for Mn-Co in USA

Halls Creek Project

Copper-silver-zinc project in WA's Kimberley region

Growth opportunity to target copper and silver

Source: Cobalt Blue Holdings Limited

Cobalt Blue 2026 Investment Summary

Asset	Key catalyst	Significance
Australian Integrated Cobalt Supply		
Kwinana Cobalt Refinery	Offtake agreements	Unlocks funding and FID
Broken Hill Cobalt Project	PFS completion & permit applications	Validates project viability
Growth Platform		
Project Infinity	Glomar Minerals secures funding, executes contract with Cobalt Blue	Commencement of feasibility studies for processing facility in USA
Halls Creek	Scoping Study update to include silver recovery	Enhances project value

Capital Structure

As at market close 21 August 2026

Ordinary Shares	587.5m
Performance Rights	5.3m
Options (3 tranches)	127.6m
Fully diluted shares	**720.4m**

Market Cap	Share Price	Cash on hand*
A$40m	**A$0.068**	**A$4.3m**

Options:

- 41.8m @ $0.20 (exp 23/4/27)
- 11.1m @ $0.08 (exp 18/9/28)
- 9.6m @ $0.08 (exp 24/9/28)
- 65.1m @ $0.115 (exp 15/12/27)

* Cash as at 30 June 2026.

Source: Cobalt Blue Holdings Limited

For personal use only

Cobalt Demand - Electrification & Defence

7% CAGR demand growth to 2030, with the market reaching 400kt by the early 2030s

Source: Cobalt Institute

2025 Consumption

100% of top-10 EV models in the US and Europe use cobalt-containing chemistries

Source: Cobalt Institute

51% of US cobalt use is in superalloys, mainly jet engines

Source: USGS (2025)

Electrification

- Global EV adoption
- E-bikes & micromobility
- Consumer electronics
- Industrial machinery
- Humanoid robotics

Defence & Industry

- Temperature resistant superalloys for jet engines
- Magnets for stealth technology & communications
- Military application sector alloys
- Wearable electronics
- Drones

Source: Benchmark Minerals Intelligence, Cobalt Blue Holdings Limited, Cobalt Institute (2024), USGS (2025)

For personal use only

Cobalt Supply Managed to Support Price

- The DRC produces ~75% of the world's mined cobalt. Refining capacity is meaningless without access to DRC feedstock
- DRC export volumes are policy-controlled: the 2026/27 quota is set at 96 Kt, less than 50% of 2024 output
- The quota is a deliberate supply management tool, designed to tighten availability and support prices

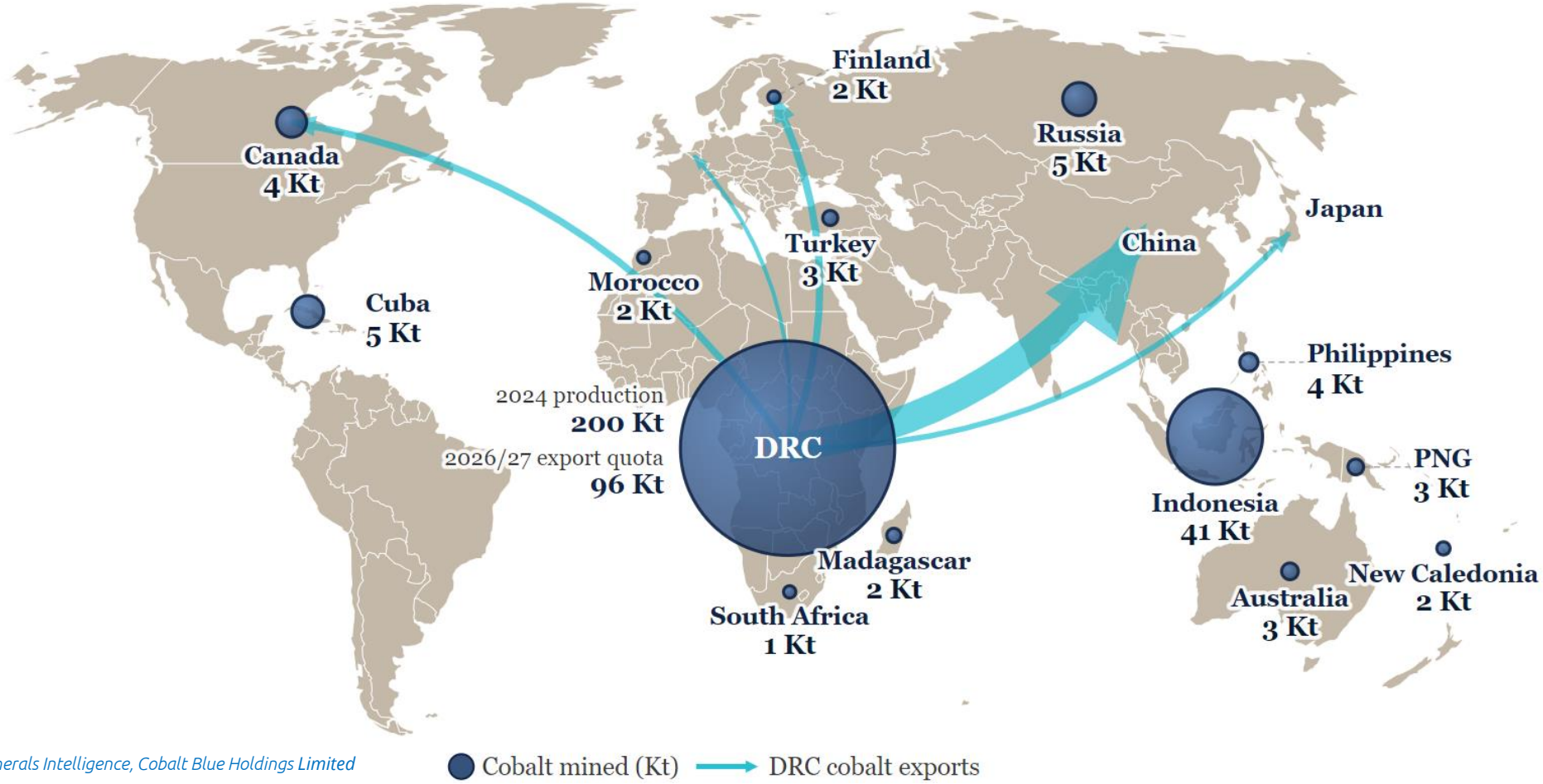

Source: Benchmark Minerals Intelligence, Cobalt Blue Holdings Limited

For personal use only

For personal use only

Kwinana Cobalt Refinery

Australia's first cobalt refinery

Investment ready

- ✓ Project partner: Iwatani 30% / 70% COB*
- ✓ Glencore feedstock contract executed
- ✓ Final engineering design ~90% done (Tetra Tech)
- ✓ Flowsheet fully piloted, samples available
- ✓ Permits granted from WA State Government
- ✓ Offtake LOI's

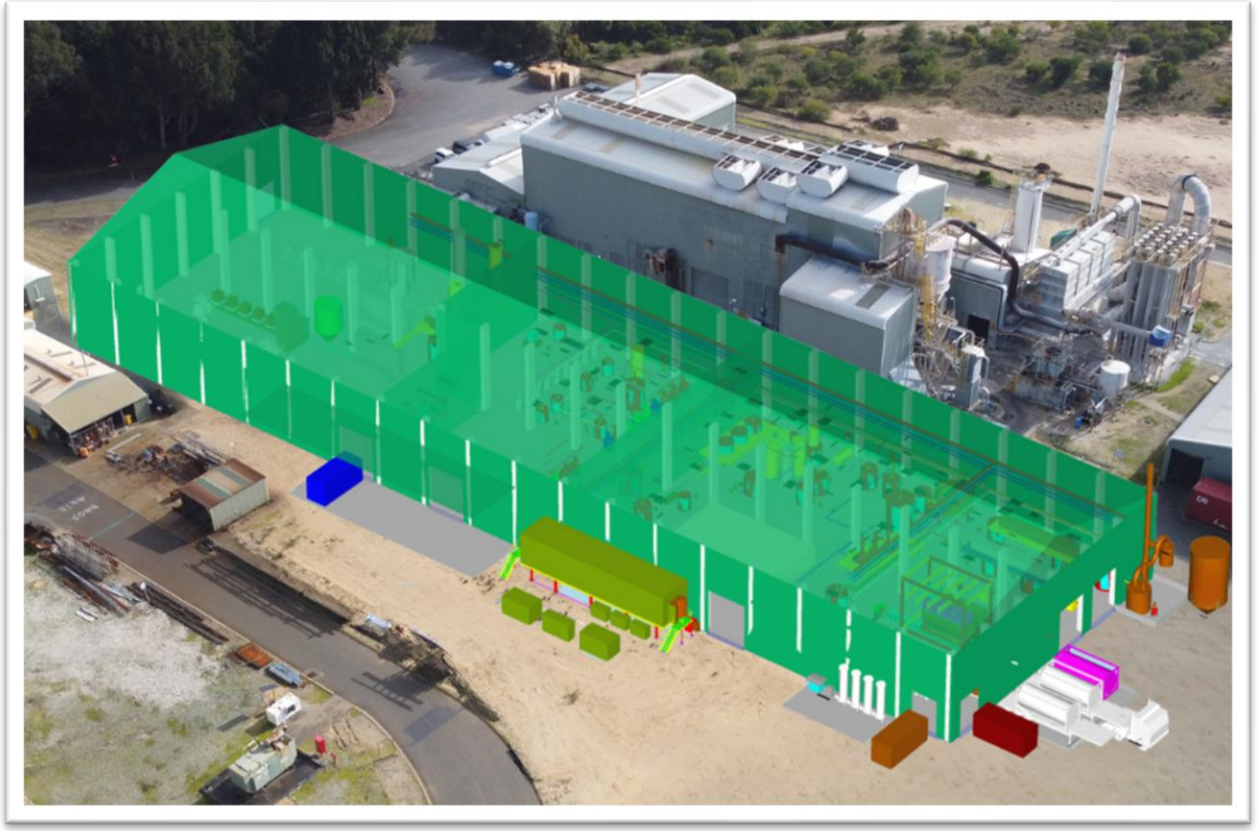

Economic Estimates (Nov 2025)**

Proposed capacity	3,000 tpa
NPV_8 post tax	~A$155m, IRR 32%
Total free cashflow	~A$503m

Proposed Capital Stack (Oct 2024)***

Equity	~A$83m
Debt	~A$60m working capital

** Subject to final agreement*
*** Economic estimates reflect a 100% owned project and are based on a Stage One development only as set out in an ASX Announcement dated 21 November 2025 entitled Kwinana Cobalt Refinery Update*
****Capital Stack estimate reflects a 100% owned project and are based on a combined Stage One + Stage Two development as set out in an ASX Announcement released on 9 October 2024 entitled Kwinana Cobalt Refinery Update.*

Source: Cobalt Blue Holdings Limited

For personal use only

Kwinana Cobalt Refinery Feed Strategy

ONLY ESG approved & Traceable, in conformance with RMI Standards

Hydroxide
Glencore DRC contract

By-products
Ni + Cu industry

Secondaries
Battery black mass

Hydroxide
BHCP

Stage 1
3,000 tpa*

Stage 2
6,000 tpa*

Cobalt Sulphate

Cobalt Metal Rounds

** Represents the refinery's proposed nameplate capacity upon which engineering and design work has been based*
Source: Cobalt Blue Holdings Limited

For personal use only

Broken Hill Technology Centre

A$15m+ investment, for de-risking project development and minerals processing technology

Capability and Purpose

- ✓ Bench-scale to integrated pilot/demonstration plant circuits
- ✓ Feed handling, kiln, leaching, solvent extraction, crystallisation, filtration
- ✓ R&D activities and contract testwork
- ✓ Customer qualification samples

Current Project:
Can Australian black mass be a feedstock for Kwinana?

Research partner with CSIRO on graphite recovery from black mass.
Typical metal content of battery black mass and potential value streams:

Component	Typical Mass Content	Cobalt Blue Revenue Approach
Cobalt	5–15%	High-purity cobalt metal sales
Nickel	5–15%	Nickel hydroxide sales
Graphite	20–40%	Battery-grade graphite recovery
Lithium	1–5%	Future lithium recovery (planned)
Other metals	5–15%	Partial recovery if feasible

Source: Fastmarkets, Cobalt Blue Holdings Limited

CSIRO
2026 PARTICIPANT
CSIRO Kick-Start Program

Broken Hill Cobalt Project

Largest undeveloped primary cobalt resource in Australia, capable of providing enough cobalt for ~15m EV's (NMC 622)*

Status

- ✓ Integrated feedstock to Kwinana Cobalt Refinery
- ✓ Proprietary patented process for cobalt-pyrite
- ✓ Proven flowsheet via 5-year demonstration
- ✓ Federal 'Major Project Status'

2026

- Progressing State significant development application
- Updated Pre-Feasibility Study focused on start-up project

Mineral Resource**

Resource	126.5 Mt @ 867 ppm CoEq
Contained	87 kt Co, 9,510 kt S @ 275 ppm CoEq cut-off

** Estimates of 5-7 kg of cobalt per EV using 622 NMC (IRENA Critical materials: Batteries for electric vehicles)*
***A complete summary of the Mineral Resource estimate by classification is provided at slide 14.*
Source: Cobalt Blue Holdings Limited

2023-24 Mine Portal for Bulk Sample

Demonstration Plant Concentrator

For personal use only

Consortium with Glomar Minerals

For personal use only

Project Infinity

Aiming to develop a manganese-cobalt refinery in the US

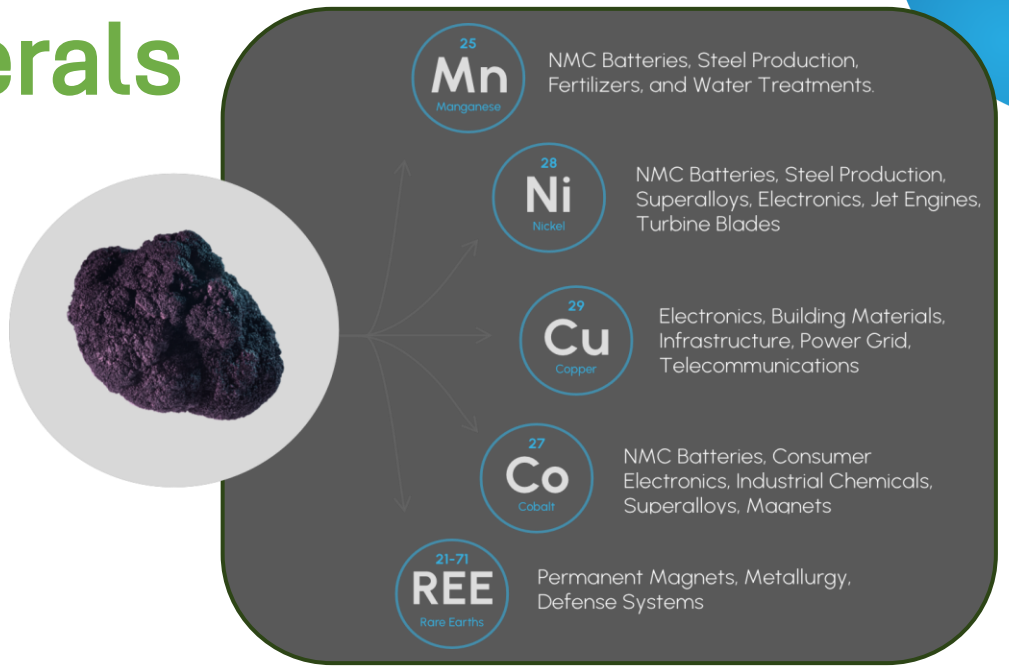

Glomar Minerals

- ✓ Unlocking mid-stream for polymetallic nodules
- ✓ Target 200,000 tpa* plant in USA, by end 2028
- ✓ US supply chain resilience, for batteries and defence

Cobalt Blue

- ✓ Based on Kwinana flowsheet and engineering
- ✓ Supporting development testwork at BHTC
- ✓ Increased global cobalt and manganese markets

Status

- ✓ Glomar undertaking geological and biological survey of its licensed area in the Clarion-Clipperton Zone (CCZ)
- ✓ Nodules received for testwork at Broken Hill Technology Centre

** Represents the proposed nameplate capacity of the plant. Refer to the ASX Announcement dated 25 June 2026 titled 'Clarification – Cobalt Blue and Glomar Minerals Progressing Project Infinity'*

Source: Cobalt Blue Holdings Limited, Glomar Minerals Inc.

For personal use only

Halls Creek Project

Exciting small-scale copper-silver-zinc project

Status

- 2025 Scoping Study: 10.5-year LOM, attractive C1 costs, estimated pre-tax NPV ~A$172m & IRR ~28%.*
- 250 km² tenement in WA's Kimberley region
- Two major deposits**:

	Indicated	Inferred	Cu	Zn	Ag
Sandiego	3.7 Mt	0.4 Mt	1.40%	4.20%	25 g/t
Onedin	4.8 Mt	-	0.70%	3.10%	38 g/t

Project upside

- Silver recovery testwork in 2026
- Cobalt by-product recovery
- Exploration upside for hub-and-spoke option

**Forecast financial information presented on a 100% project ownership basis as announced on 6 June 2025 in the ASX Announcement 'Halls Creek Project Scoping Study delivers a near-term copper-zinc opportunity'.*

*** A complete summary of the Mineral Resource estimates by classification is provided at slide 15.*

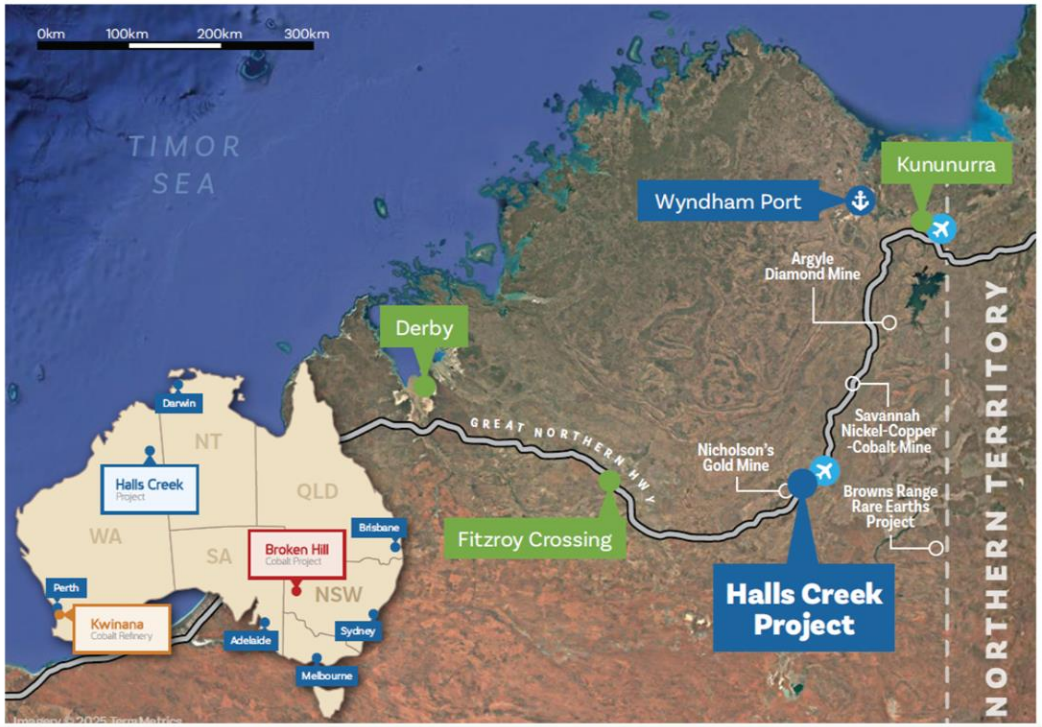

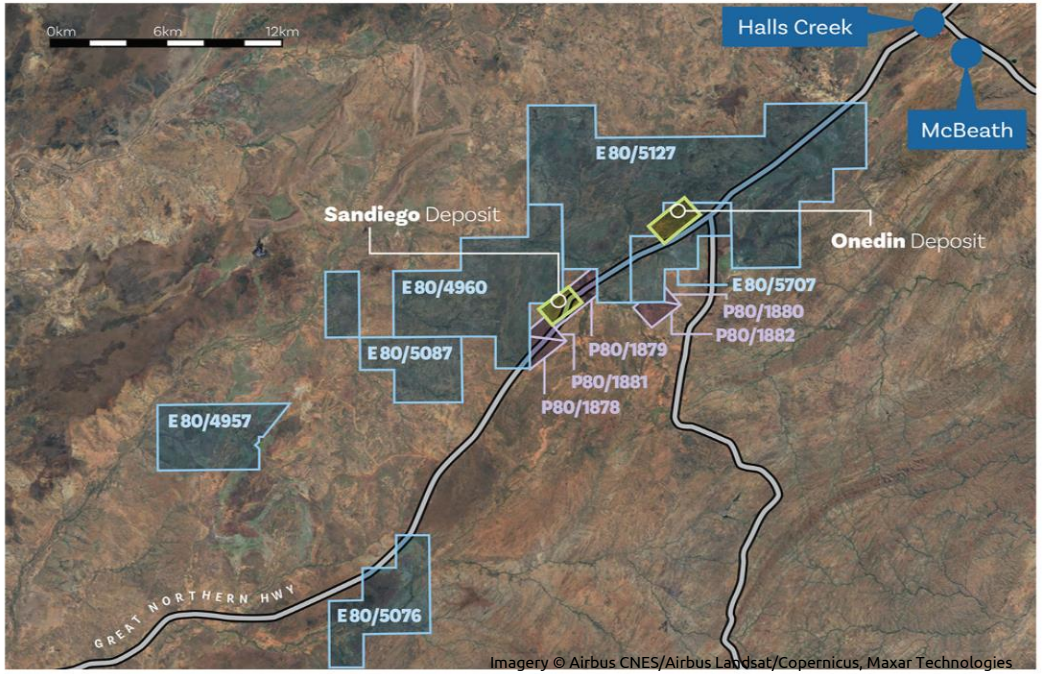

Source: Cobalt Blue Holdings Limited

Compliance Statements

For personal use only

Information included in this presentation is, in part, extracted from reports available via https://www.cobaltblueholdings.com and referenced in the following Compliance Statements.

The Company confirms that it is not aware of any new information or data that materially affects the information included in the original market announcements. In the case of Mineral Resources, all material assumptions and technical parameters underpinning the estimates continue to apply and have not materially changed, and the form and context in which the Competent Person's findings are presented have not been materially modified. The Company further confirms that it is not aware of any new information or data that materially affects production target information or the forecast financial information derived therefrom included in the original announcements, and that all material assumptions underpinning those production targets and forecast financial information continue to apply and have not materially changed.

Slide 7: Financial metrics for the Kwinana Cobalt Refinery were set out in an ASX Announcements released on 9 October 2024 entitled Kwinana Cobalt Refinery Update and 21 November 2025 entitled Kwinana Cobalt Refinery Update.

Slide 10: The information related to the Mineral Resource estimate is extracted from the report titled 'BHCP Resource Update' issued on 30 November 2023. The Mineral Resource has been reported at a cut-BHCP Resource Updateoff of 275 ppm cobalt equivalent based on an assessment of material that has reasonable prospects of eventual economic extraction. In addition to cobalt, the cut-off grade incorporates revenue streams from elemental sulphur and nickel; by-products of the processing pathway defined in the 2018 PFS and subsequent 2020 Project Update. The cobalt equivalent grade has been derived from the following calculation; CoEq ppm = Co ppm + (S ppm × (S price / Co price) × (S recovery / Co recovery)) + (Ni ppm × (Ni price / Co price) × (Ni recovery / Co recovery)). This equates to CoEq = Co + S % × 18.1398 + Ni ppm × 0.3043. The parameters used for this calculation are listed to the right.

A complete summary of the Mineral Resource by classification is provided on **Slide 14**.

Assumption	Input
Cobalt Price	US$60,186/t (AU$85,980)
Sulphur Price	US$145/t (AU$207)
Nickel Price	US$18,317/t (AU$26,167)
Cobalt Recovery	85%
Sulphur Recovery	64%
Nickel Recovery	85%
Exchange rate (A$ to US$)	0.70

Source: Cobalt Blue Holdings Limited

Compliance Statements

Classification	Tonnes (Mt)	CoEq (ppm)	Co (ppm)	S (%)	Ni (ppm)	Contained Co (kt)	Contained S (kt)	Contained Ni (kt)
Pyrite Hill								
Measured	18.0	1,273	1,020	10.8	189	18.3	1,935	3.4
Indicated	8.7	889	703	8.0	137	6.1	693	1.2
Inferred	7.2	1,188	946	10.3	181	6.8	742	1.3
Total	33.9	1,156	923	9.9	174	31.3	3,371	5.9
Big Hill								
Measured	5.7	735	592	6.0	110	3.4	342	0.6
Indicated	10.1	745	599	6.0	120	6.0	609	1.2
Inferred	2.8	750	596	6.4	123	1.7	181	0.3
Total	18.6	742	596	6.1	118	11.1	1,131	2.2
Railway								
Measured	–	–	–	–	–	–	–	–
Indicated	41.1	809	643	7.1	125	26.4	2,915	5.1
Inferred	33	713	563	6.4	115	18.5	2,093	3.8
Total	74.1	766	607	6.8	121	45.0	5,008	8.9
Total								
Measured	23.7	1,143	917	9.6	170	21.7	2,277	4.0
Indicated	59.9	810	644	7.0	126	38.6	4,217	7.6
Inferred	43.0	795	629	7.0	127	27.0	3,016	5.4
Total	126.5	867	690	7.5	134	87.3	9,510	17.0

The Mineral Resource estimate for the BHCP deposits (at a 275 ppm CoEq cut-off) detailed by Mineral Resource classification. Note minor rounding errors may have occurred in compilation of this table.

Source: Cobalt Blue Holdings Limited

For personal use only

For personal use only

Compliance Statements

Slide 12: The information related to the Halls Creek Earn-In Agreement is extracted from ASX Announcement released on 18 February 2025 titled 'COB Diversifies – Major Copper Project Earn in. The information related to the Halls production target and forecast financial information derived therefrom is extracted from the ASX Announcement released on 6 June 2025 titled 'Halls Creek Project Scoping Study delivers a near-term copper-zinc opportunity' and the ASX Announcement released on 4 August 2025 titled 'Halls Creek Project Review Targets Major Uplift'.

Mineral Resource estimate for the Onedin deposit detailed classification

		Grade					Contained Metal				
Classification	Tonnes (Mt)	Copper (%)	Lead (%)	Zinc (%)	Silver (g/t)	Gold (g/t)	Copper (kt)	Lead (kt)	Zinc (kt)	Silver (Moz)	Gold (Koz)
Onedin (Copper zone reported at a 0.4% copper cut-off grade)											
Indicated	1.5	1.1	1.2	0.6	47	0.2	16.5	18.0	9.0	2.27	9.7
Onedin (Zinc zone reported at a 1% zinc cut-off grade)											
Indicated	3.3	0.5	1.0	4.3	34	0.1	16.5	33.0	141.9	3.61	10.6

Mineral Resource estimate for the Sandiego deposit detailed by classification

		Grade					Contained Metal				
Classification	Tonnes (Mt)	Copper (%)	Lead (%)	Zinc (%)	Silver (g/t)	Gold (g/t)	Copper (kt)	Lead (kt)	Zinc (kt)	Silver (Moz)	Gold (Koz)
Sandiego (Copper zone reported at a 0.8% copper cut-off grade)											
Indicated	1.7	2.3	0.2	0.8	18	0.3	39.1	3.4	13.6	0.98	16.4
Inferred	0.3	1.6	–	3.0	5	0.2	4.8	–	9.0	0.05	1.9
Total	2.0	2.2	0.1	1.1	16	0.3	43.9	3.4	22.6	1.03	18.3
Sandiego (Zinc zone reported at a 3% zinc cut-off grade)											
Indicated	2.0	0.6	0.7	7.3	35	0.1	12.0	14.0	146.0	2.25	6.4
Inferred	0.1	0.2	0.1	6.1	10	0.1	0.2	0.1	6.1	0.03	0.3
Total	2.1	0.6	0.7	7.3	34	0.1	12.2	14.1	152.1	2.28	6.7

Source: Cobalt Blue Holdings Limited

For personal use only

Important Notice & Disclaimer

The following notice and disclaimer apply to this investor presentation (**Presentation**). You are, therefore advised to read this carefully before reading or making any other use of this Presentation or any information contained in this Presentation. This Presentation is dated 24 August 2026 and has been prepared by Cobalt Blue Holdings Limited (**COB** or **Company**) (ABN 90 614 466 607).

Summary information

This Presentation is for information purposes only and is a summary only, which is current as of the date of this Presentation (unless stated otherwise). The information in this Presentation is of a general nature and does not purport to be complete, nor does it contain all information that a prospective investor may require in evaluating a possible investment in COB. This Presentation should be read in conjunction with COB's other periodic and continuous disclosure information lodged with the Australian Securities Exchange (**ASX**), available at www.asx.com.au. Reliance should not be placed on information or opinions contained in this Presentation and, subject only to any legal obligation to do so, COB does not have any obligation to correct or update the content of this Presentation.

Not an offer

This Presentation is not, and should not be considered as, an offer or an invitation to acquire securities in COB or any other financial products and neither this Presentation nor any of its contents will form the basis of any contract or commitment.

Not investment advice

Each recipient of the Presentation should make its own enquiries and investigations regarding all information in this Presentation, including but not limited to the assumptions, uncertainties and contingencies that may affect future operations of COB and the impact that different future outcomes might have on the Company and form their own views as to what information is relevant to such decisions and make their own investigations in relation to any additional information. This Presentation does not constitute investment or financial product advice (nor tax, accounting or legal advice). Information in this Presentation is not intended to be relied upon as advice to investors or potential investors and has been prepared without taking account of any person's individual investment objectives, financial situation or particular needs.

Forward-looking statements and forecasts

This Presentation contains certain "forward-looking statements" and comments about future matters. Forward-looking statements can generally be identified by the use of forward-looking words such as, "expect", "anticipate", "likely", "intend", "should", "could", "may", "predict", "plan", "propose", "will", "believe", "forecast", "estimate", "target" "outlook", "continue", "guidance" and other similar expressions within the meaning of securities laws of applicable jurisdictions. Forward-looking statements include but are not limited to statements about COB's future performance and plans, future developments, and strategy. You are cautioned not to place undue reliance on forward-looking statements. Any such statements, opinions and estimates in this Presentation speak only as of the date hereof and are based on assumptions and contingencies subject to change without notice, as are statements about market and industry trends, projections, guidance and estimates.

Forward-looking statements are provided as a general guide only. The forward-looking statements contained in this Presentation are not indications, guarantees or predictions of future performance and involve known and unknown risks and uncertainties and other factors, many of which are beyond the control of COB, and may involve significant elements of subjective judgment and assumptions as to future events which may or may not be correct. There can be no assurance that actual outcomes will not differ materially from these forward-looking statements. A number of important factors could cause actual results or performance to differ materially from the forward-looking statements. The forward-looking statements are based on information available to COB as of the date of this Presentation.

Except as required by law or regulation (including the ASX Listing Rules), COB undertakes no obligation to supplement, revise or update forward-looking statements or to publish prospective financial information in the future, regardless of whether new information, future events or results or other factors affect the information contained in this Presentation.

Disclaimer

To the maximum extent permitted by law, COB and its respective advisers, affiliates, related bodies corporate, directors, officers, partners and employees expressly exclude and disclaim all responsibility and liability, including, without limitation, for negligence or in respect of any expenses, losses, damages or costs incurred by you as a result of your reliance on this Presentation and the information in this Presentation being inaccurate or incomplete in any way for any reason, whether by way of negligence or otherwise.

Source: Cobalt Blue Holdings Limited