Prodigy Gold

# 2026

# ANNUAL REPORT

## Prodigy Gold NL

For personal use only

For personal use only

ABN 58 009 127 020 ACN 009 127 020

| | |
|---|---|
| **Directors** | Mr Gerard McMahon (Chairman)<br>Mr Mark Edwards (Managing Director)<br>Mr Brett Smith (resigned 1 June 2026)<br>Mr Neale Edwards<br>Mr Benjamin Lin (appointed 19 August 2025)<br>Mr Daniel Broughton (appointed 1 June 2026) |
| **Secretary** | Ms Jutta Zimmermann |
| **Auditors** | BDO Audit Pty Ltd<br>Level 9, Mia Yellagonga Tower 2<br>5 Spring Street<br>PERTH WA 6000 |
| **Bankers** | Australia and New Zealand Banking Group Limited<br>Level 10, 77 St Georges Terrace<br>PERTH WA 6000 |
| **Share Registry** | Automic Group<br>Level 5, 191 St Georges Terrace<br>PERTH WA 6000<br>Telephone: 1300 288 664 |
| **Solicitors** | Ward Keller<br>Northern Territory House<br>Level 7, 22 Mitchell Street<br>DARWIN NT 0800<br><br>Piper Alderman<br>Level 16, 70 Franklin Street<br>ADELAIDE SA 5000 |
| **Stock Exchange** | Australian Securities Exchange Limited<br>ASX Code: PRX |
| **Registered Office** | Level 1, 67 Smith Street<br>DARWIN NT 0800 |
| **Principal Place of Business** | Level 1, 67 Smith Street<br>DARWIN NT 0800<br>Telephone: +61 8 9423 9777<br>Fax: + 61 8 9423 9733 |
| **Postal Address** | GPO Box 988<br>DARWIN NT 0801 |
| **Website** | www.prodigygold.com.au |
| **Email** | admin@prodigygold.com.au |

For personal use only


| | Page |
|---|---|
| Chairman's Report | 4 |
| Managing Director's Report – Review of Operations | 5 |
| Summary of Mining Tenements and Areas of Interest | 36 |
| Directors' Report | 38 |
| Corporate Governance Statement | 54 |
| Auditor's Independence Declaration | 55 |
| Consolidated Statement of Profit or Loss and Other Comprehensive Income | 58 |
| Consolidated Statement of Financial Position | 59 |
| Consolidated Statement of Cash Flows | 60 |
| Consolidated Statement of Changes in Equity | 61 |
| Notes to the Consolidated Financial Statements | 62 |
| Consolidated Entity Disclosure Statement | 78 |
| Directors' Declaration | 79 |
| Independent Auditor's Report to the Members | 80 |
| Additional Information for Listed Public Companies | 84 |

For personal use only

## Dear Shareholder,

The 2026 financial year marked a strategic shift evolving Prodigy Gold from a pure Northern Territory gold explorer to a gold explorer and developer. This transformation has been underpinned by the release of the first Scoping Study on the Hyperion Deposit in May 2026. Additionally, the Company has been very active in progressing approvals towards gaining the required permits to restart mining at the Twin Bonanza Project and towards the granting of a Mineral Lease over the Hyperion Deposit.

The recommencement of mining at Old Pirate, on a small scale but higher-grade basis, is now firmly on the Company's agenda. The continued high gold price seen during the past year, will ensure even a small scale mine will be both sustainable and financially viable.

The release of the Hyperion Scoping Study highlighted the potential for future development at our key project. Results showed a mining target of around 4.2Mt @ 1.9g/t for 260,000 ounces of gold. This outcome rewarded the Company's focus on the development of the project over the past few years and justifies the application for, and progression towards the grant of a Mineral Lease over the project area.

The Company's Joint Ventures ("JVs") in the Tanami Region remain a critical part of our business and we are proud to be working with Newmont, one of Australia's most recognised mining companies. Our JVs are an important way for Prodigy Gold to manage a very large land position in one of Australia's least explored gold provinces, namely the Tanami Region in the Northern Territory. This region hosts one of Australia's most important gold mines, the Callie Underground Mine, which is owned and operated by Newmont Australia and has seen significant investment.

Substantial shareholder APAC Resources increased its holding in the Company to 30.66% by partially underwriting the entitlement offer together with Plutus Prospecting, who subsequently became a substantial holder of 19.9% of the Company's issued capital.

Following the completion of an entitlement offer and placement during July 2025, the Company successfully restructured its share capital completing a 20 for 1 share consolidation and cleaned up its share register completing the sale of unmarketable share parcels. Both actions significantly reduced future costs and simplified administrative processes and requirements, as well as adding value through share price appreciation.

Some of the highlights for the year include:

- Hyperion Resource update during March 2026, increasing the total resource for the deposit to 9.8Mt @ 1.4g/t gold for 454koz;
- Hyperion Resource Scoping Study highlighting an open pit production target of 4.2Mt @ 1.9g/t Au for 260koz;
- Outstanding RC and diamond drilling results from the Hyperion Deposit including 24m @ 5.5g/t Au from hole SURC25008;
- Receipt of co-funding through the NT Government Geophysics and Drilling Collaborations program for one deep diamond drillhole, targeting a geophysical IP anomaly identified in the recently completed survey;
- Commencement of a detailed geochemical and structural research study on the diamond drilling completed at Hyperion by the CSIRO to assist with future drill planning;
- Encouraging results from the small RC drilling program at Tregony including the high-grade highlight of 7m @ 14.1g/t Au in hole TGRC25007; and
- Continuation of obtaining required approvals to restart mining at the Twin Bonanza project and the granting of Mineral Lease at Hyperion.

Prodigy Gold is looking forward to another exciting year of development for the company. Work on obtaining all required approvals for the Twin Bonanza Project and the collection of already advanced baseline data for the Hyperion Mineral Lease application will assist in the advancement of both projects towards a mining future.

Other work planned for this upcoming year includes the drilling of the deep co-funded diamond hole at Hyperion and the first exploration drilling in more than 10 years at the Old Pirate Project.

It has been a good year for Prodigy Gold, advancing the Company's transition towards the development of some of our key assets.

The Company would like to thank Brett Smith for his significant contribution to the Company and welcome Daniel Broughton and Benjamin Lin to the board of the Company. Prodigy Gold would also like to thank its staff for their dedication and hard work contributing to the Company's achievements.

And lastly, and importantly, the Board would like to again thank our dedicated existing and new shareholders for their support and our Joint Venture partners for their exploration contributions. We look forward to reporting future exploration results and mine development strategies and continuing the journey of discovery.

GERARD MCMAHON

For personal use only

# EXPLORATION

## Review Summary

Prodigy Gold NL ("Prodigy Gold" or the "Company") continued implementing its re-focused strategy during the year, directing its attention to the development and exploration opportunities within its Tanami North and Twin Bonanza Project areas. The Company continues to work closely with its Joint Venture partners, Newmont Exploration Pty Ltd, an indirect wholly owned subsidiary of Newmont Corporation (NYSE:NEM) ("Newmont"), IGO Limited (ASX:IGO) ("IGO") and Australasian Metals Limited (ASX:A8G). The Company based exploration activities at its Tanami North Tregony exploration camp site, with drilling contractors utilising the camp during field campaigns alongside the Prodigy Gold field team.

The Company actively looks at ways to reduce project holding costs by reviewing currently held exploration titles, and, while little change occurred in the overall land holdings over the year, the Company will continue to remain vigilant to opportunities for rationalisation. Prodigy Gold continues to look at ways to divest or joint venture non-core projects, including the Lake Mackay Project. The total area of 20,003km$^2$ (2025: 20,003km$^2$) held under tenure by Prodigy Gold and its JV partners has remained steady during the financial year with no changes occurring for the year. The area held under granted tenure is 5,728km$^2$ with 14,275km$^2$ held under application with negotiations continuing with the Central Land Council ("CLC") on obtaining agreements to assist with the granting of new titles to the Company.

The 2025-2026 financial year has seen Prodigy Gold focus on updating its Mineral Resources as well as completing the Scoping Study at the Hyperion Project. During the year, the Company also focused on obtaining all required approvals for restarting mining at the Twin Bonanza Project, with some now complete and some still underway. Exploration activities included drilling at both, Hyperion and Tregony, with released results highlighting the potential for future development of both projects. Works planned for the coming financial year include further drilling at the Hyperion Deposit as well as the first exploration drilling for more than 10 years at the Old Pirate Deposit. Results of the geochemical and structural research study, which is being completed by the CSIRO on the Hyperion Deposit, are imminent.

*Figure 1 – Suess RC Drilling at Sunrise – September 2025*

On-ground exploration continued at the Tobruk and Monza Joint Venture ("JV") Projects with Newmont and on Prodigy Gold's 100% owned Tanami North Project area. While access was restricted during the wet season, it has been another busy year completing around 4,500m of Reverse Circulation ("RC"), Diamond and RC with diamond tails ("RCD") drilling at the Tregony and Hyperion Deposits. Results returned from drilling at the Hyperion Mineral Resource area were considered

significant for the Company in terms of both, grade and width, resulting in the updating of the Mineral Resource estimate for the gold deposit.

RC drilling results from the Company's 2025 drilling campaign at Hyperion continued to demonstrate the development opportunity potential for Prodigy Gold, so much so, the Company completed a Scoping Study on the deposit in May 2026, based on the updated Mineral Resource. The Scoping Study has demonstrated that the Hyperion Deposit has good grounds for consideration of future mining development with a mining production target of around 4.2Mt @ 1.9g/t for 260Koz of gold[1], with mining to occur over a 4-year and processing over a 5-year period.

Furthermore, the importance of the Hyperion Deposit to the Company was highlighted by the commencement of a detailed geochemical and structural research study on the deeper diamond drilling through the CSIRO. This study is yet to be finalised, however initial results identified three different mineralised vein sets within the deposit that will assist with the future targeting of drill holes on the deposit. The final results of the study are due in the September 2026 quarter.

Prodigy Gold's Twin Bonanza Project has undergone an assessment to establish requirements and progress approvals to re-start mining at the Old Pirate Mine. Confirmation that the previously assessed Environmental Impact Statement ("EIS") remains valid has been received. The previously approved *Environment Protection and Biodiversity Conservation Act* ("EPBC") and the requirement for approvals under the *Northern Territory Environmental Protection Act* for obtaining a Mining Licence for the project have been assessed and work is continuing, which may potentially lead to a possible restart of mining in early 2027.

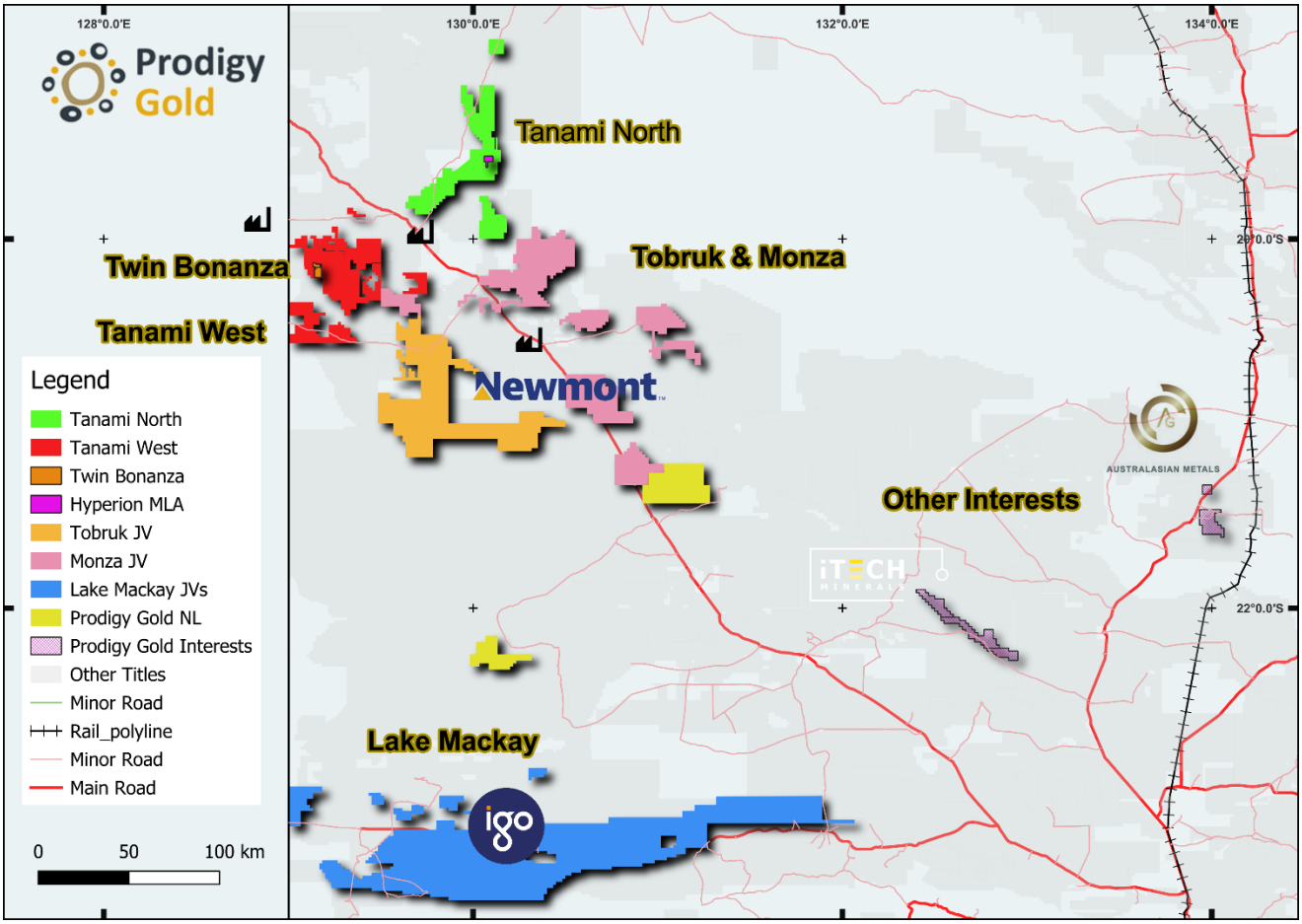


*Figure 2 - Prodigy Gold Major Project Areas – June 2026*

[1] ASX: 27 May 2026

For personal use only

For personal use only

## 100% PRODIGY GOLD PROJECTS

### Tanami North Project Area

The Tanami North Project is underlain by sequences belonging to the favourable Tanami Group. It is poorly exposed, with most of the regional geology interpreted from publicly available airborne magnetic surveys and limited drilling. Localised outcrop that occurs on the Tregony Prospect has been the focus of historic exploration. This project area is a strategic area for Prodigy Gold to develop over the coming years with a focus on growing the mineral resource inventory around the Tregony and Hyperion Deposits and to advance some greenfield targets near these deposits.

The Tregony and Hyperion Deposits are located within the 100% Prodigy Gold owned Tanami North Project area and are situated around the Suplejack Shear Zone ("SSZ"), which hosts several known gold mineral resources (Figure 3) such as:

- Hyperion Deposit – located approximately 18km north of Groundrush
- Tregony Deposit – located 11km to the east of the Suplejack Fault
- Groundrush Deposit[2] – located 42km to the south of Tregony
- Crusade Deposit[2] – located 22km to the northeast of Tregony

Work planned at the Tanami North Project over the next two years includes further drilling at Hyperion, as well as greenfields exploration in and around the deposit, as well as obtaining the granting of the Hyperion Mineral Lease, which was applied for in late 2024[3]. Additional work will include the continuation of the studies on the Hyperion Deposit, such as metallurgical and geotechnical studies, which can be used in future mining and feasibility studies.

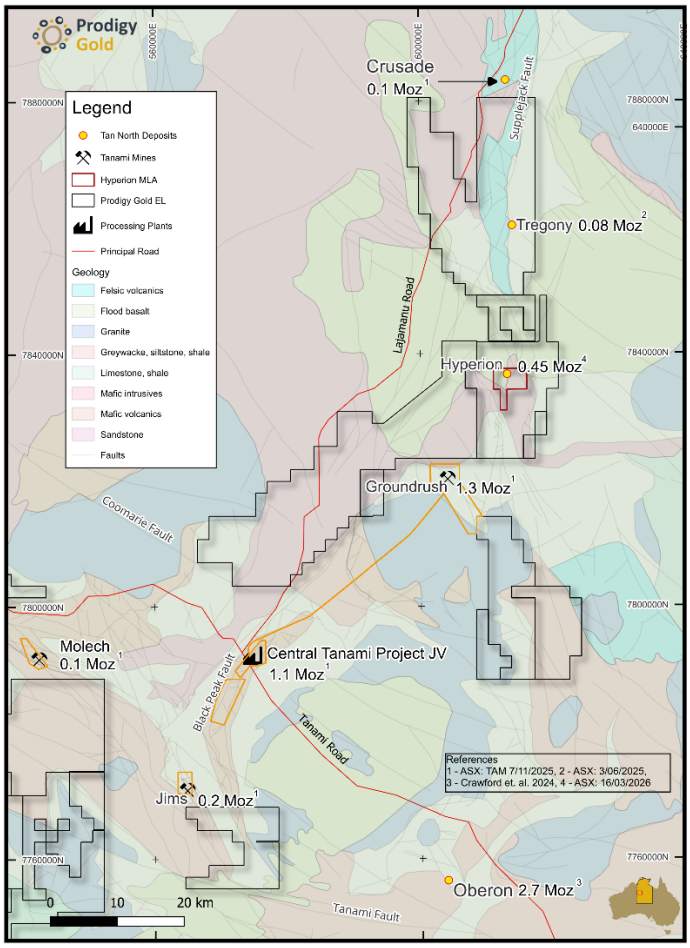


*Figure 3 - Tanami North Project area*

[2] CTPJV – 50% Tanami Gold NL ("TAM") : 50% MGX Resources Limited ("MGX")
[3] ASX: 4 December 2024

For personal use only

## Tanami North Exploration Progress

### Hyperion Deposit

The Hyperion Deposit is located on EL9250 within the Tanami North Project area. Updated Mineral Resource estimates were reported for the Hyperion Deposit in July 2024, April 2025 and again in March 2026. Overall, the latest resource update represented a 2% increase in tonnes, 5% increase in grade and 4% increase in ounces when compared to the Hyperion Mineral Resource as at 2 April 2025.

The updated Mineral Resource estimates have been reported in accordance with the 2012 Edition of the Australasian Code for Reporting of Exploration Results, Mineral Resources and Ore Reserves (the "JORC Code"). The Hyperion Mineral Resource updates incorporated results from drilling completed on the deposit through 2024 and 2025. There are several changes in the FY26 updates including:

- the lowering of the cut-off grade in fresh material from 0.6g/t Au to 0.5g/t Au, reflecting the higher gold price used in the cut-off grade calculations;
- the use of new drilling data when updating the mineralisation wireframes, increasing the overall volume of material in the model; and
- The updating of the mineral resource classification to include a significant greater amount of indicated mineralisation in latest updated model.

The March 2026 Hyperion Mineral Resource was reported at a 0.5g/t Au lower cut-off grade[4]:

| | |
|---|---|
| Indicated | 4.1Mt @ 1.6g/t Au for 212koz |
| Inferred | 5.7Mt @ 1.3g/t Au for 242koz |
| **Total Resource** | **9.8Mt @ 1.4g/t Au for 454koz** |

It is planned to complete further RC drilling at the Hyperion Project during the FY27 period to add confidence to the current Mineral Resource estimate. This will be complemented by a diamond core drill hole, which will be co-funded by the NT Government through a grant under Round 19 of the Geophysics and Drilling Collaborations program funded by the Resourcing the Territory initiative. The Company anticipates it will gain critical information for the potential future underground development of the project. Some drilling will test areas outside the current Mineral Resource, which will include areas outside of the open pits used in the recently released Scoping Study.

### *Hyperion Scoping Study*

During the reporting period Prodigy Gold reported the results of a Scoping Study completed on the Hyperion Deposit, which demonstrated that Hyperion has the potential to host a viable mining operation and confirmed it as a technically robust development opportunity within the Tanami Region.

The Scoping Study outlines an open pit development scenario to a depth of around 180m, supported by favourable geometry and mineralisation continuity. Metallurgical testwork confirms the deposit is amenable to conventional carbon-in-leach ("CIL") processing, with excellent recoveries from oxide and transitional material. Recoveries from fresh material are solid, improving if a floatation circuit is added to the process stream.

The Scoping Study was completed to a 40% level of accuracy and mining is estimated to potentially commence in early 2028 pending required approvals and the completion of a processing agreement.

Key findings from the Hyperion Scoping Study are as follows[5]:

- Conventional open pit designed using a staged mining approach with an overall production target of around **4.2Mt @ 1.9g/t Au for 260Koz** mined over approximately 4 years with processing over approximately 5 years
- Robust economic valuation with a discounted pre-tax cashflow ($NPV_{10}$) of approximately A$107M and an IRR of 63% at a gold price of A$4,250/oz[6].

[4] ASX: 16 March 2026
[5] ASX: 27 May 2026
[6] Gold price based on Consensus Economics forecast from Feb 2026 the factored to 90%

For personal use only

- This increases to a cash flow of $A192M and an IRR of 106% when using a gold price of A$4,750/oz
- Payback period for the project of 20 months using the A$4,250/oz gold price reducing to only 13 months with the higher gold price

- Open pit optimisations completed using A$4,250/oz gold price, producing three separate pits covering:
  - Pit 1 – two stages mining mainly the Seuss mineralisation
  - Pit 2 – one smaller pit mining the Tethys mineralisation
  - Pit 3 – a four-stage pit mining the Hyperion and Tethys mineralisation
- Estimated operating cost:
  - Mining costs related to depth ranging from A$13.56/BCM at surface to A$28.85 at 200m
  - Ore costs of A$60.31/t including processing, haulage, admin etc.
- Scoping Study includes initial capital requirements of around A$24M to establish the site
- Scoping Study does not consider underground mining in the current designs
- The Scoping Study highlights multiple pathways to increase scale, including resource growth, extension of high-grade lodes at depth and inclusion of additional mineralised zones within the broader Hyperion system.

The Scoping Study reflects a conservative development case and does not fully capture the broader potential of the Hyperion system.

The deposit remains open along strike and at depth, with significant opportunity to expand the Mineral Resource through targeted drilling. High-grade zones at depth provide potential to enhance grade, while additional lodes and regional targets offer further upside.

The broader Tanami North Project remains underexplored at a camp-scale, providing potential for new discoveries to materially increase the scale of any future operation.

The next phase of work will focus on:

- Mineral Resource growth and increasing confidence through targeted drilling programs
- Infill drilling aiming to convert Inferred Resources to Indicated, while extensional drilling will test depth and strike continuity
- Metallurgical optimisation and engineering studies to support advancement to a Pre-Feasibility Study
- More detailed geotechnical information based on diamond drilling completed in 2025 as well as new drilling planned in upcoming drilling campaigns
- Negotiating a mining agreement with Traditional Owners
- The completion of an EIS, which is required before mining can commence.

### *Hyperion RC Drilling Program*

Results from a 21 RC holes (2,495 metres) drill program at the Hyperion Deposit included the following intercept highlights[7]:

- Seuss Lode
  - 24m @ 5.5g/t Au from 75m in hole SURC25008 (Estimated True Width "ETW" 15.9m)
  - 18m @ 4.2g/t Au from 79m in Hole SURC25006 (ETW 17.6m)
  - 23m @ 2.2g/t Au from 37m in hole SURC25005 (ETW 22.3m)
  - 9m @ 3.2g/t Au from 63m in hole SURC25008 (ETW 5.5m)
  - 9m @ 2.5g/t Au from 19m in hole SURC25001 (ETW 5.9m)

[7] ASX: 17 November 2025

- 30m @ 2.7g/t Au from 61m in hole SURC25009 (ETW 27.8m)
- 6m @ 4.0g/t Au from 122m in hole SURC25009 (ETW 4.5m)

- Hyperion Lode
  - 12m @ 4.6g/t Au from 131m in hole HYRC25004 (ETW 10.4m)
  - 10m @ 3.1g/t Au from 123m in hole HYRC25007 (ETW 8.2m)
- Tethys Lode
  - 5m @ 2.3g/t Au from 124m in hole HYRC25005 (ETW 2.8m)
  - 4m @ 2.1g/t Au from 27m in hole HYRCD25002 (ETW 3.6m)

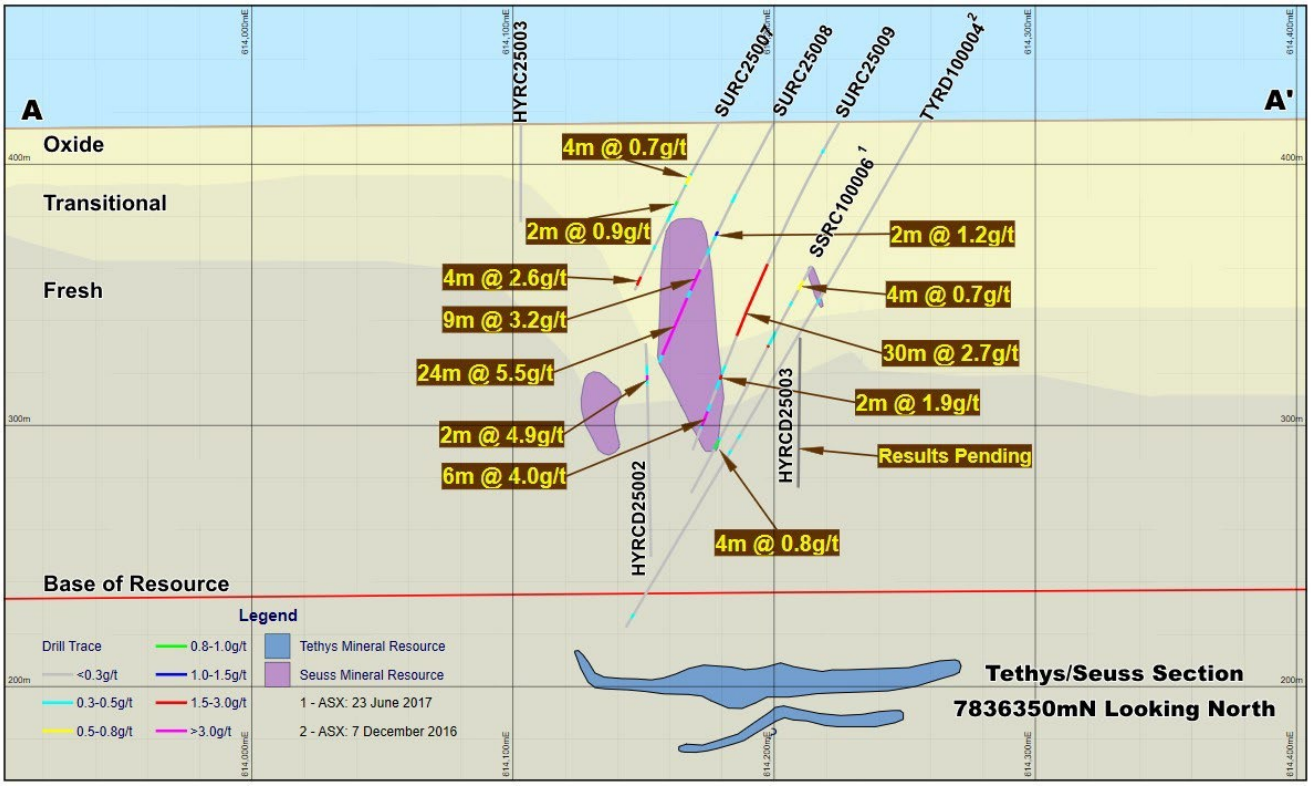


*Figure 4 Seuss Section 7836350mN looking North*

For personal use only

For personal use only

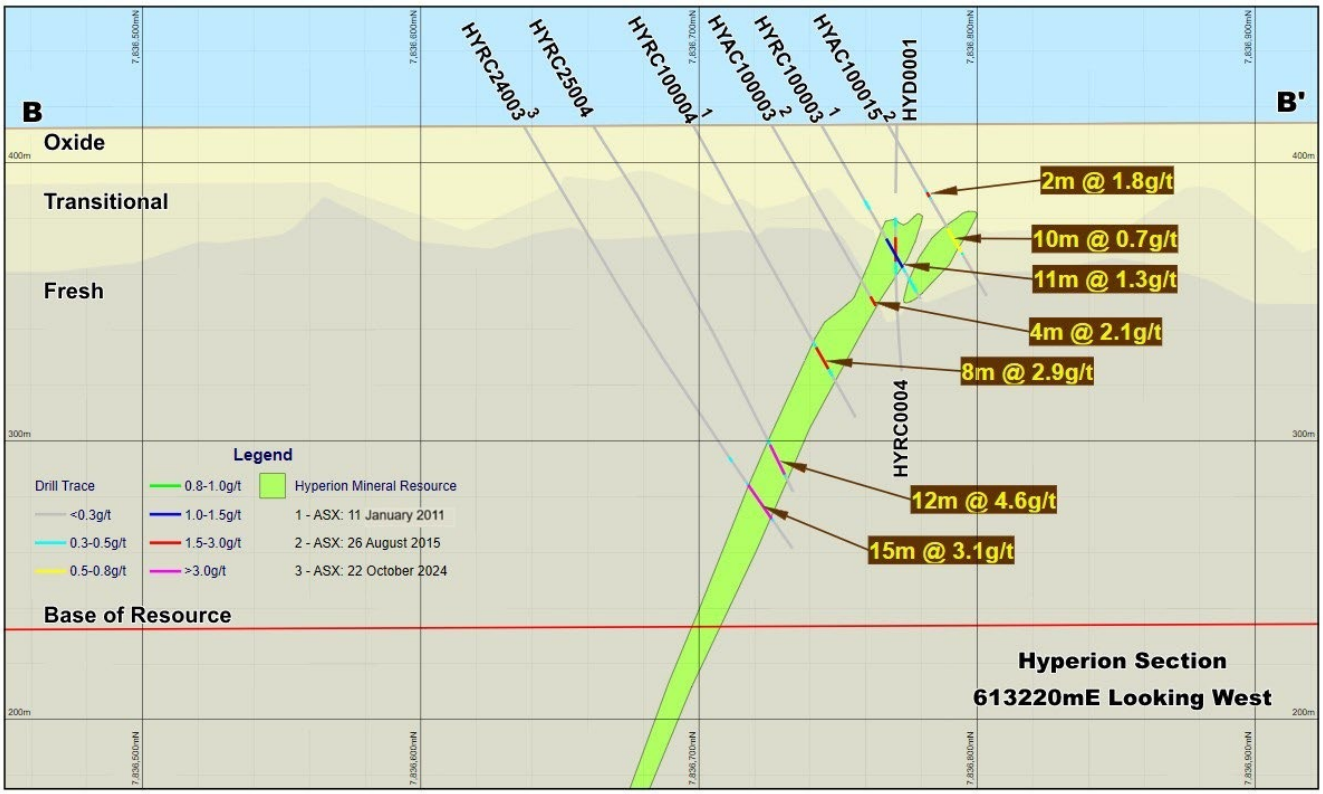


*Figure 5 Hyperion Mineralised Section. 613220mE looking West*

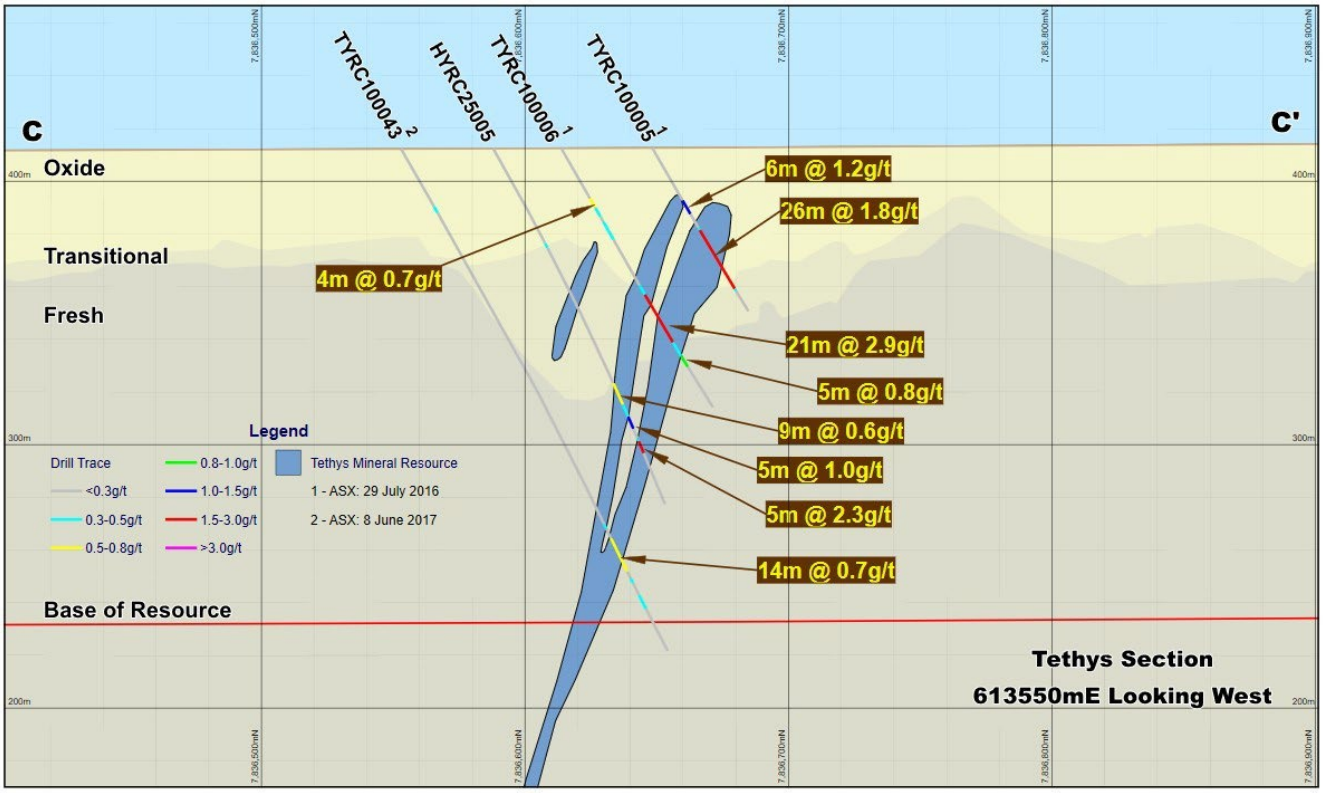


*Figure 6 Tethys Mineralised Section. 613550mE looking West*

*Hyperion Diamond Drilling Program*

Prodigy Gold announced the results of the diamond drilling program completed around the Hyperion Deposit in late 2025. The 6-hole, 1,013m diamond drilling program was designed to test down-dip and along-strike extensions of known mineralisation associated with the Seuss and Tethys Lodes, and to improve geological confidence within key structural corridors. Two diamond holes at Hyperion and one diamond hole drilled at Tregony were completed for metallurgical testwork and will not be sampled.

The diamond drilling targeted the Suess and Tethys Lodes at Hyperion, following up on previous results including the highly encouraging intercept of 10m @ 15.9g/t Au from 177m in hole HYRC24004[8]. The reported program yielded several significant intercepts, including[9]:

- HYDD25001
  - 4m @ 2.7g/t Au from 50m (ETW 2.5m) in Seuss Lode
  - 42.5m @ 1.2g/t Au from 60m (ETW 27.5m) in Seuss Lode
  - 5m @ 0.5g/t from 199m (ETW 4.5m) in Tethys Lode
- HYDD25002
  - 0.55m @ 1.4g/t Au from 323.6m in Tethys Lode
- HYRCD25001
  - 8m @ 1.4g/t Au from 172m (ETW 3.5m) in Seuss Lode
  - 5m @ 0.8g/t Au from 183m (ETW 2.3m) in Seuss Lode
  - 2m @ 1.3g/t Au from 204m (ETW 1.8m) in Tethys Lode
- HYRCD25002
  - 9m @ 4.3g/t Au from 233m (ETW 8.1m) in Tethys Lode Including
  - 2m @ 17.8g/t Au from 234m (ETW 1.8m)

For personal use only

[8] ASX: 22 October 2024
[9] ASX: 27 January 2026

For personal use only

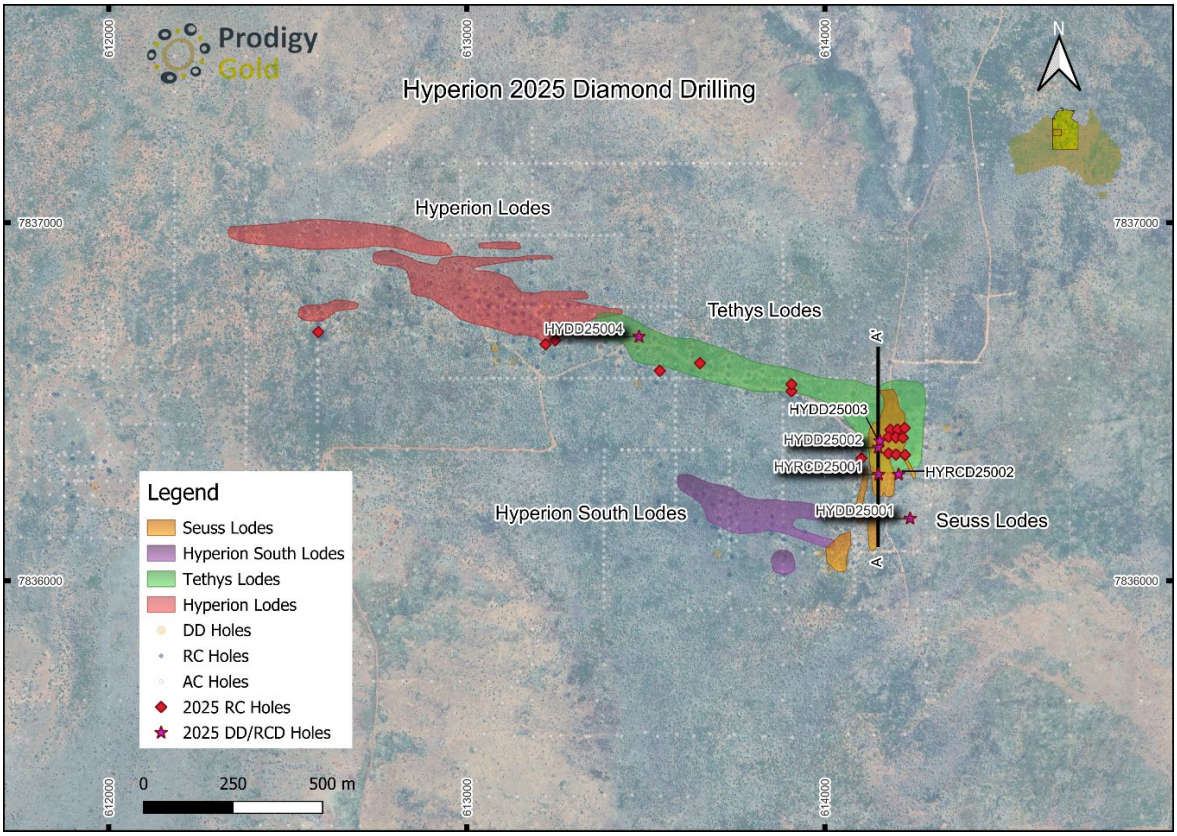


*Figure 7 Hyperion drilling plans and collar locations for diamond drilling 2025*

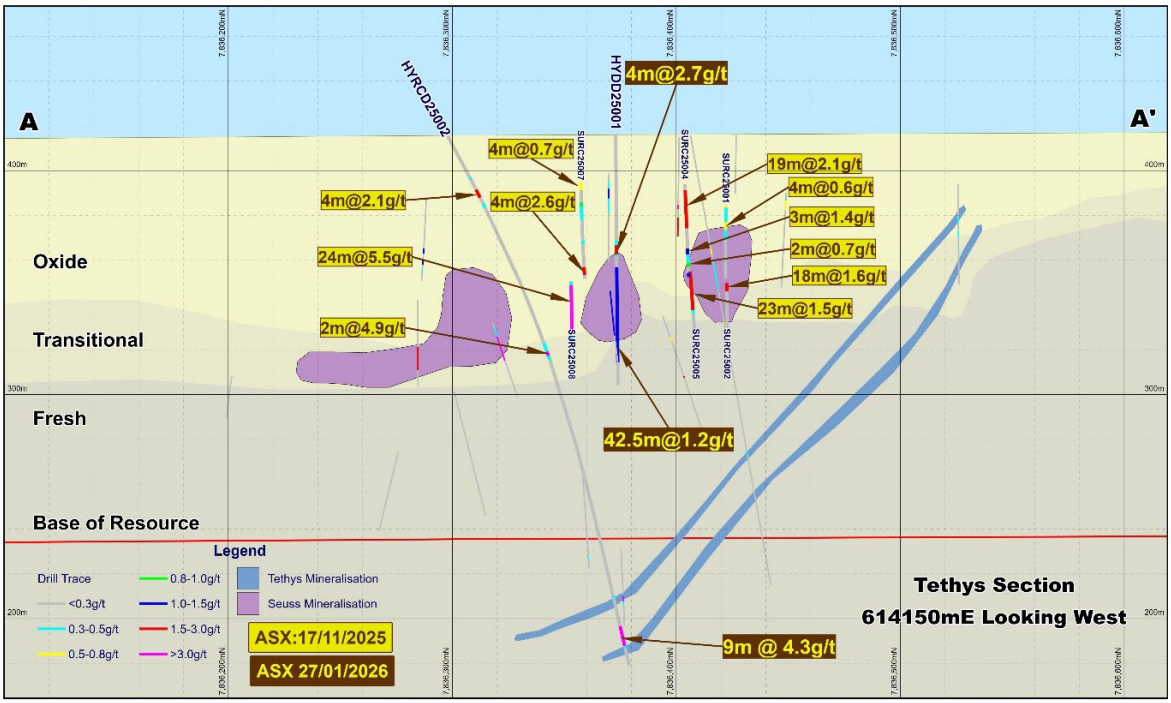


*Figure 8 Tethys Section 614150mE looking West*

For personal use only

*Hyperion IP Survey*

Prodigy Gold completed a dipole-dipole Induced Polarisation ("IP") geophysical survey over two lines at the Hyperion Deposit[10]. The program was designed to map the known Hyperion mineralisation and identify potential depth extensions, as well as additional lodes to the north and south of the known deposit (Figure 9).

Previous drilling at Hyperion has shown that gold mineralisation is depleted near surface and within the upper saprolite layer. This suggests that historical drilling may have been too shallow to fully test the mineralised system at depth. The results of the IP survey will be used to better understand the potential of other mineralised zones at depth and, if it is deemed the method works, it may be used in a larger survey around EL9250 to determine if other mineralised zones have been adequately drill tested.

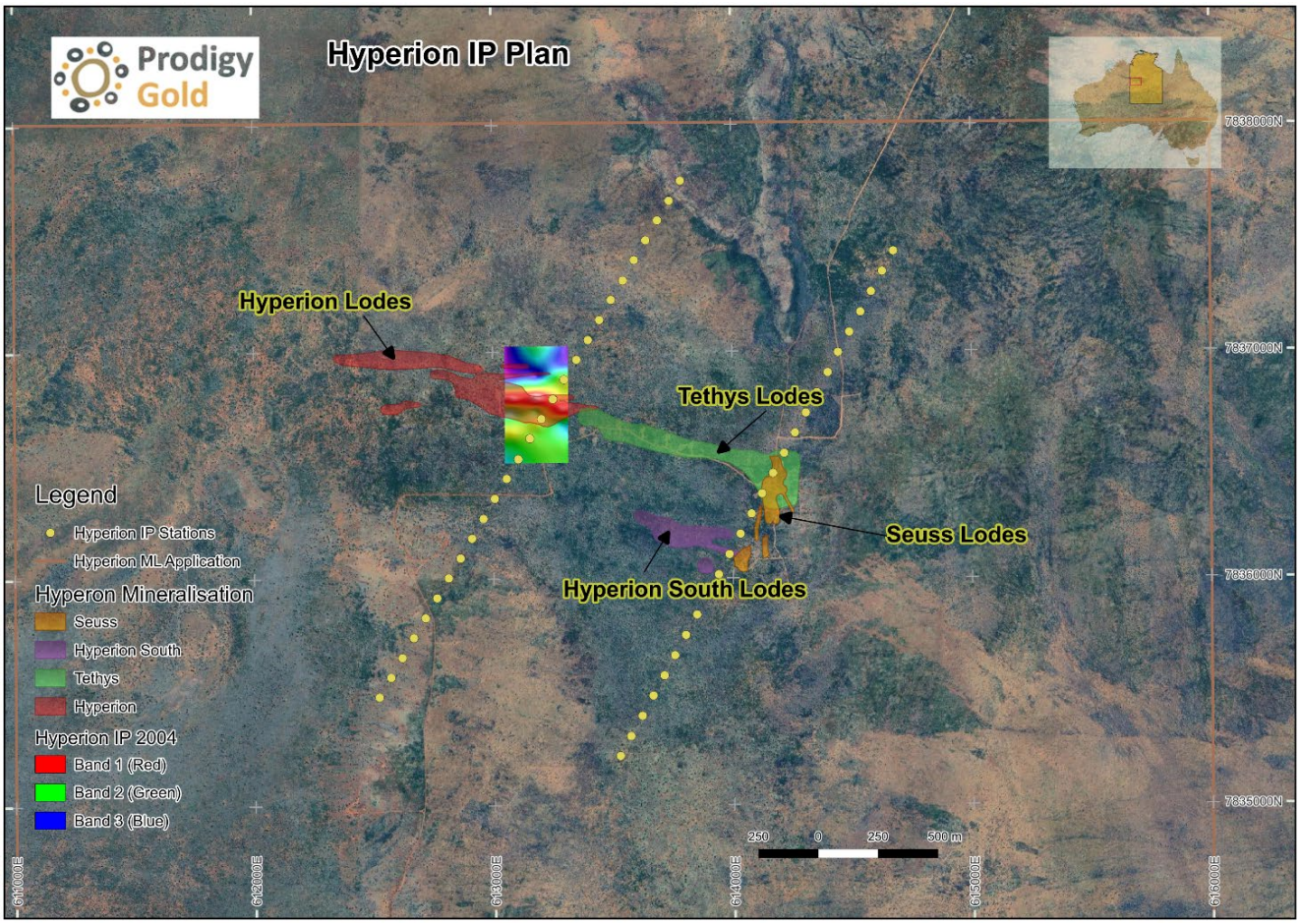


*Figure 9 Hyperion IP stations with Newmont gradient array IP line and Hyperion mineralisation lodes*

*Receipt of Exploration Grants – Tanami North Project*

During June 2026, the Hon. Gerard Maley – the Northern Territory, Deputy Chief Minister and Minister for Mining and Energy, announced the results of the grants program under the Round 19 of the Geophysics and Drilling Collaborations ("GDC") program funded by the Resourcing the Territory initiative.

Prodigy Gold is the successful recipient of an exploration grant for the Tanami North Project area with the NT Government co-contributing a total of $112,152 (GST-inclusive)[11] as part of the Resourcing the Territory initiative for one 600m deep diamond drillhole at the Hyperion Gold Deposit targeting a geophysical anomaly identified around 300m below the current Hyperion Mineral Resource (Figure 11). The drilling program is scheduled to commence in the second half of 2026 when drilling contractors are available to complete the program.

[10] ASX: 28 August 2025
[11] ASX: 10 June 2026

For personal use only

*Figure 10 Photo of Minister Maley with Managing Director Mark Edwards in Darwin*

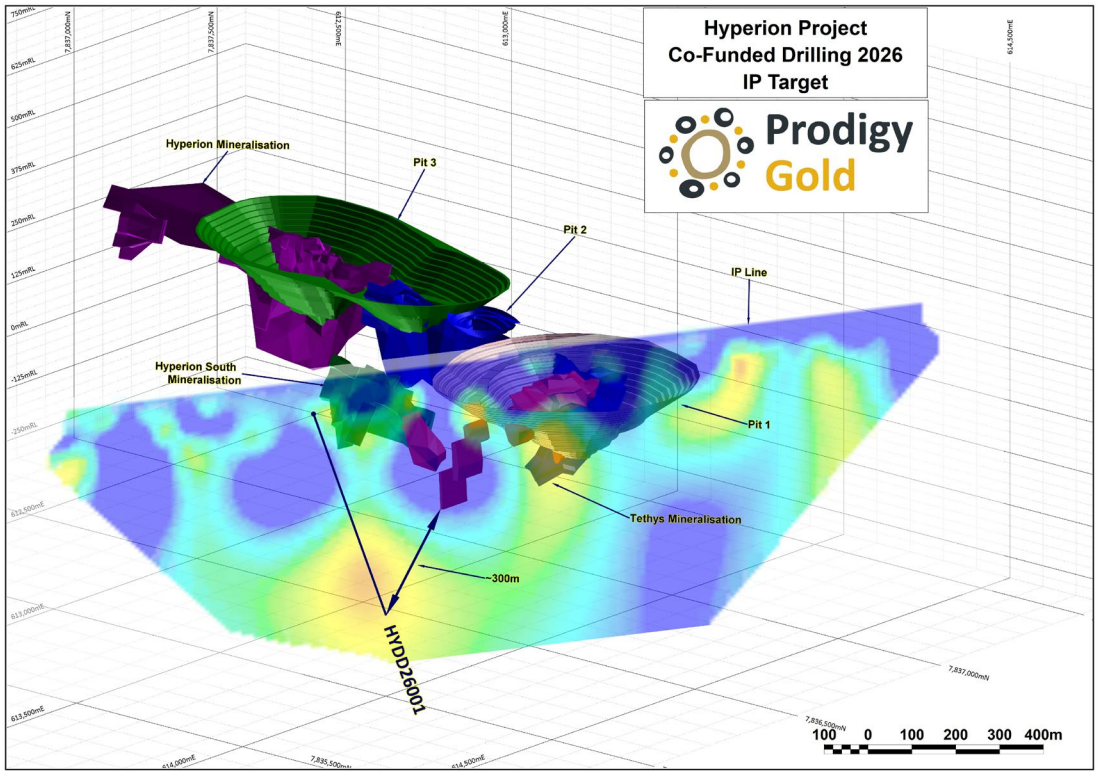


*Figure 11 Location of co-funded diamond hole at Hyperion*

For personal use only

### *Hyperion Mineral Lease Application*

Work continued on the advancing of the Mineral Lease application around the Hyperion Deposit[12], which was initially submitted during the previous financial year, towards approval. A submission under Section 46 of the *Aboriginal Land Rights (Northern Territory) Act (1976),* required as part of the process of obtaining a mining agreement with Traditional Owners, has been lodged with the CLC. The collection of baseline data, such as weather, dust, water, flora and fauna information, from the application area commenced and will feed into the required application for an environmental mining license. This work will continue over the coming 12 months.

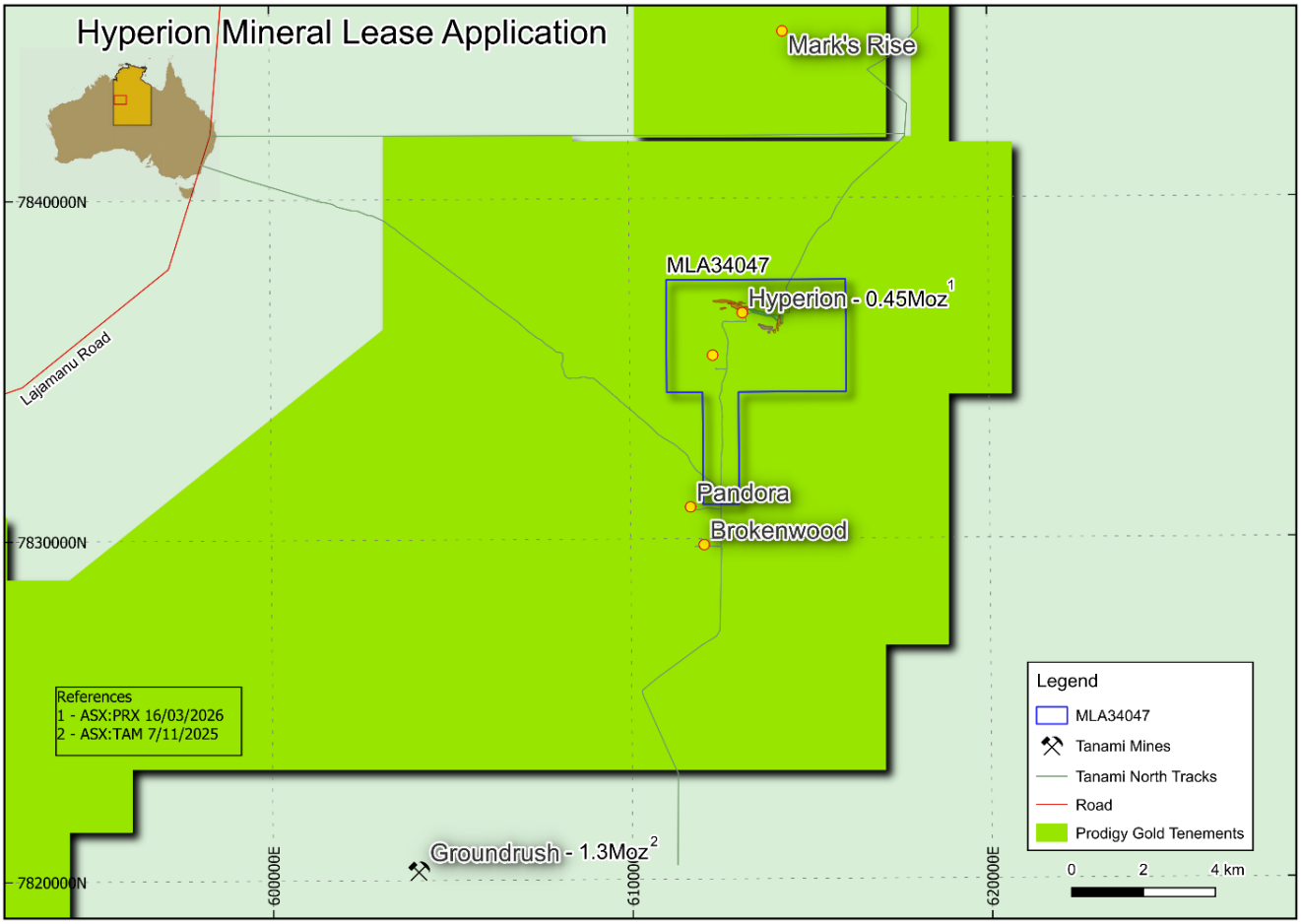


*Figure 12 Location of new Mineral Lease Application for Hyperion Project*

### *Hyperion Deposit – Advanced Structural, Mineralogical and Geochemical Characterisation Study*

Preliminary results of a research study underway with the assistance of the CSIRO on the Hyperion Deposit were presented at the AGES conference held in Alice Springs during April 2026[13]. The final results of the study are expected in the September 2026 quarter.

The preliminary results highlighted in the presentation included the reporting of the mineralisation characteristics, which identified 3 mineralisation types including:

[12] ASX: 4 December 2024
[13] ASX: 14 April 2026

For personal use only

- Style 1 – Stage 1 Gold-pyrite-arsenopyrite in quartz-carbonate veins with chlorite, biotite and muscovite alteration

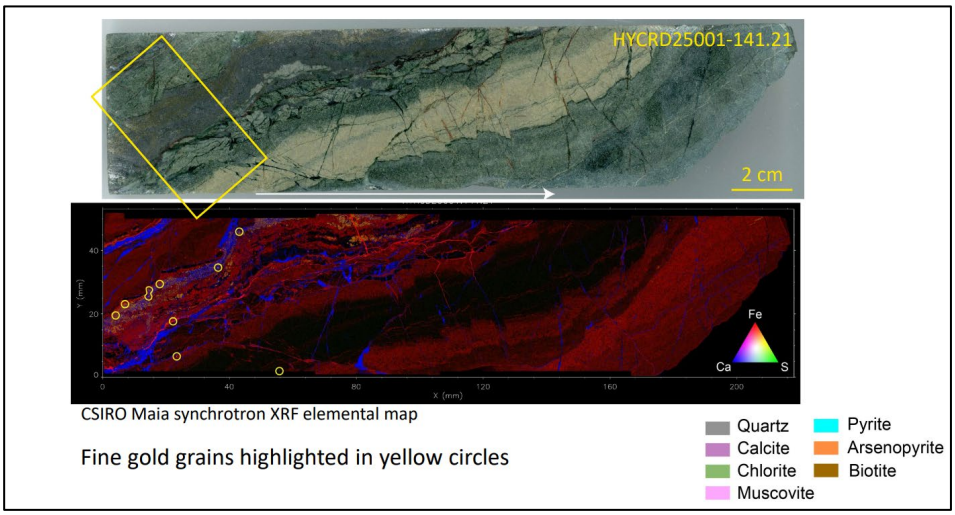


*Figure 13 Style 1 – Stage 1 Mineralisation in hole HYRCD25001*

- Style 1 – Stage 2: Dolomite-arsenopyrite overprints stage 1 mineralisation




*Figure 14 Style 1 – Stage 2 Mineralisation in hole HYRCD25001*

- Style 2: Visible gold in quartz veins, with arsenopyrite and chlorite alteration over mafic rocks




*Figure 15 Style 2 Mineralisation in hole HYRCD25002*

For personal use only

## Tregony Deposit

The Tregony Deposit is located on EL31331 within the Tanami North Project area. The current Mineral Resources reported for the Tregony Deposit during June 2025[14] was reported at a 0.5g/t Au lower cut-off grade for oxide material and a 0.6g/t Au lower cut-off grade for transitional and fresh material:

| | |
|---|---|
| Indicated | 0.53Mt @ 1.8g/t Au for 30koz |
| Inferred | 1.48Mt @ 1.0g/t Au for 50koz |
| **Total Resource** | **2.01Mt @ 1.2g/t Au for 80koz** |

The Mineral Resource estimate has been reported in accordance with the JORC Code. The Tregony Mineral Resource updates incorporate results from drilling completed on the deposit through 2023 and 2024. There were several changes in the current update including:

- the lowering of the cut-off grade in oxide material from 0.6g/t Au to 0.5g/t Au, reflecting the higher gold price used in the cut-off grade calculations; and
- the use of new drilling data when updating the mineralisation wireframes, increasing the overall volume of material in the model.
- The Tregony model has not been updated using the drilling completed in 2025 at this time but is expected to be reviewed in the coming months.

No further drilling is planned for the Tregony Deposit during the coming financial year, however an assessment for regional drilling with the potential of increasing the gold inventory in the area is pending. The next steps for the Tregony Deposit will include the review of the previous drilling to update the current Mineral Resource and to review the diamond drilling completed in late 2025 to assess the suitability of the mineralisation for heap leach processing.

### *Tregony RC Drilling Program*

Results from an eight-hole, 762m RC drilling program at the Tregony Deposit were released. These holes focused the southern areas of the resource in support of 2024 drilling and aimed to add and improve confidence in the mineral resource estimation.

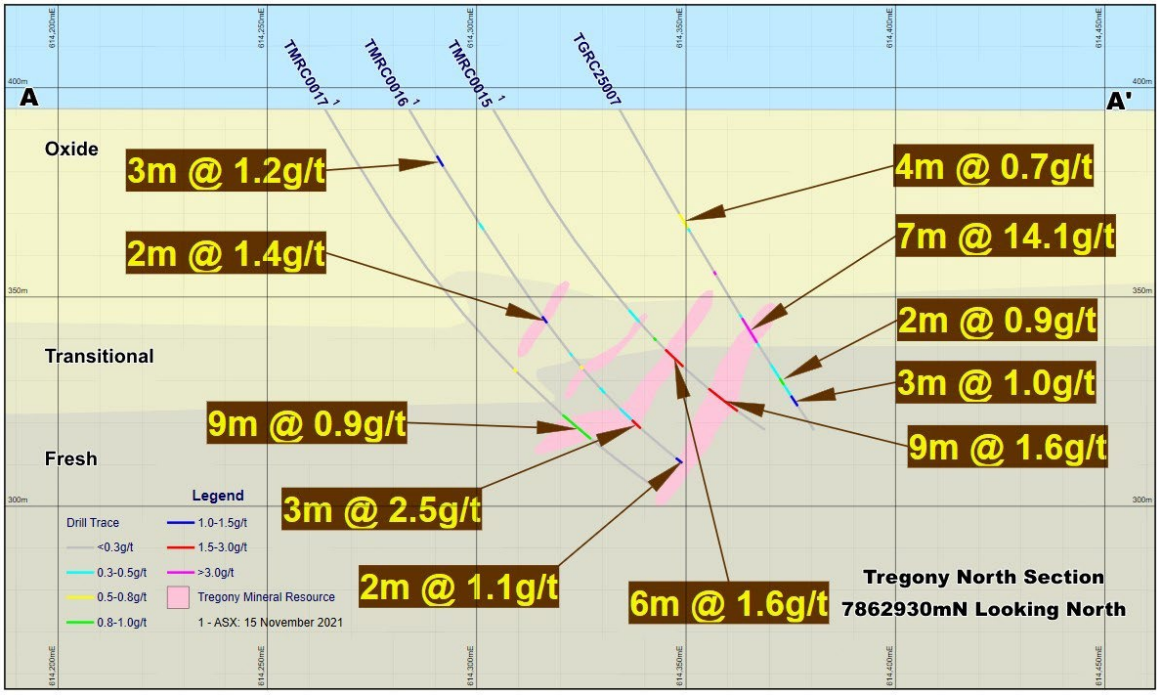


*Figure 16 – Cross Section showing results from historic drilling and 2025 new drilling. Section 7862930mN – Looking North*

[14] ASX: 3 June 2025

Intercepts received include highlights[15]:

- 7m @ 14.1g/t Au from 58m in hole TGRC26007 (ETW 5.8m) inc.:
  - 3m @ 29.4g/t Au from 59m (ETW 2.5m)
- 3m @ 10.2g/t Au from 39m in hole TGRC25002 (ETW 3m)
- 5m @ 2.4g/t Au from 54m in hole TGRC25008 (ETW 4.4m)

Prodigy Gold also completed drilling of a short diamond core drill hole for use in metallurgical testwork, which will assess the suitability of the Tregony mineralisation for heap leach processing. This work is aimed at better defining the future mining potential of the Tregony Deposit. Further testwork is planned for the coming year.

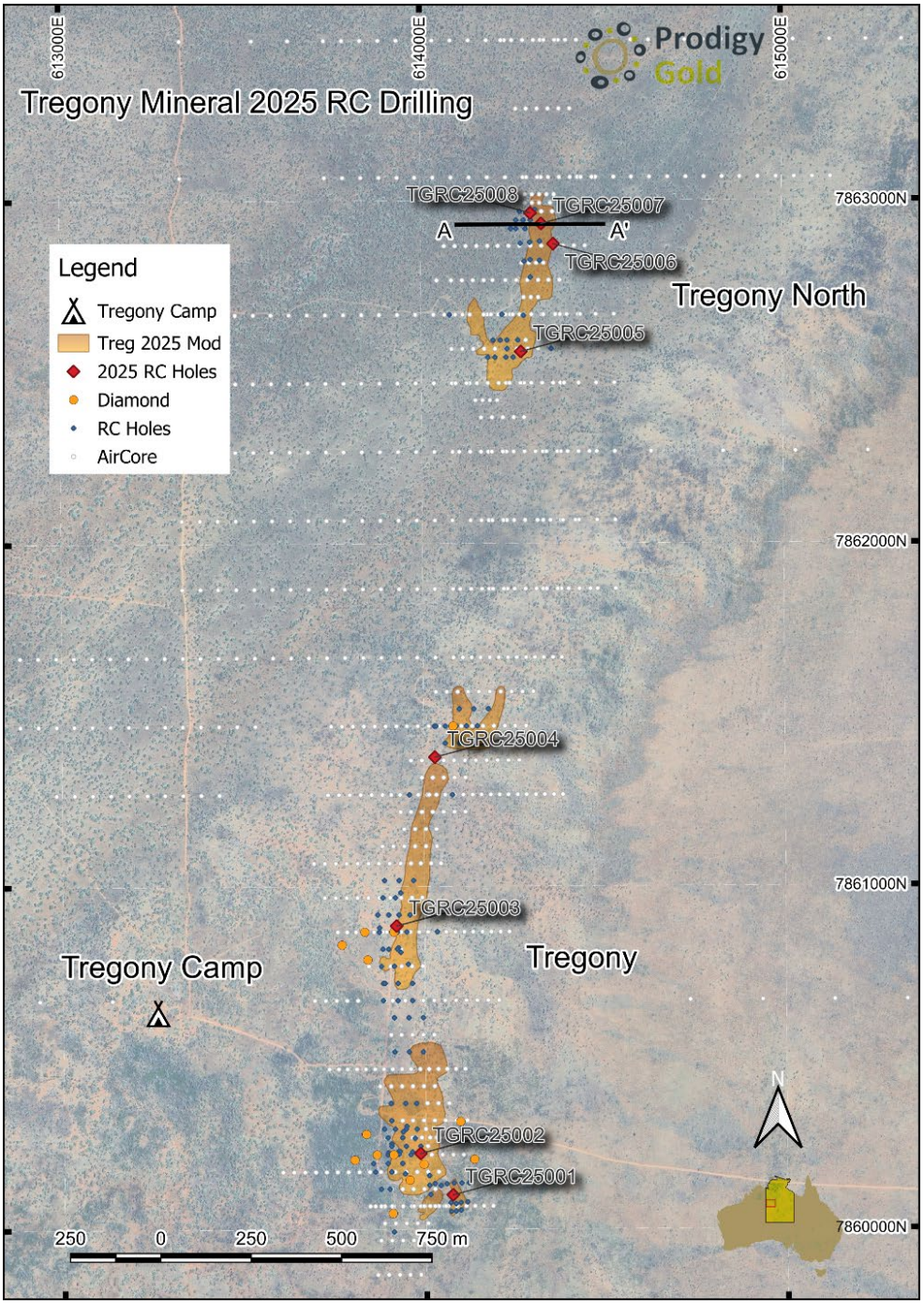


*Figure 17 – Drilling plan of Tregony RC Drilling completed in 2025*

[15] ASX: 24 November 2025

For personal use only

For personal use only

## Tanami West Exploration Progress

### Twin Bonanza Project

Subsequent to the end of the financial year Prodigy Gold provided an update on the Twin Bonanza Project in the Northern Territory (Figure 18), which includes the Old Pirate and Buccaneer Mineral Resources. This update detailed the approval process to potentially re-commence mining at the Old Pirate Project. It also outlined the highly encouraging ore sorting testwork results from Old Pirate samples sourced from the existing open pit.

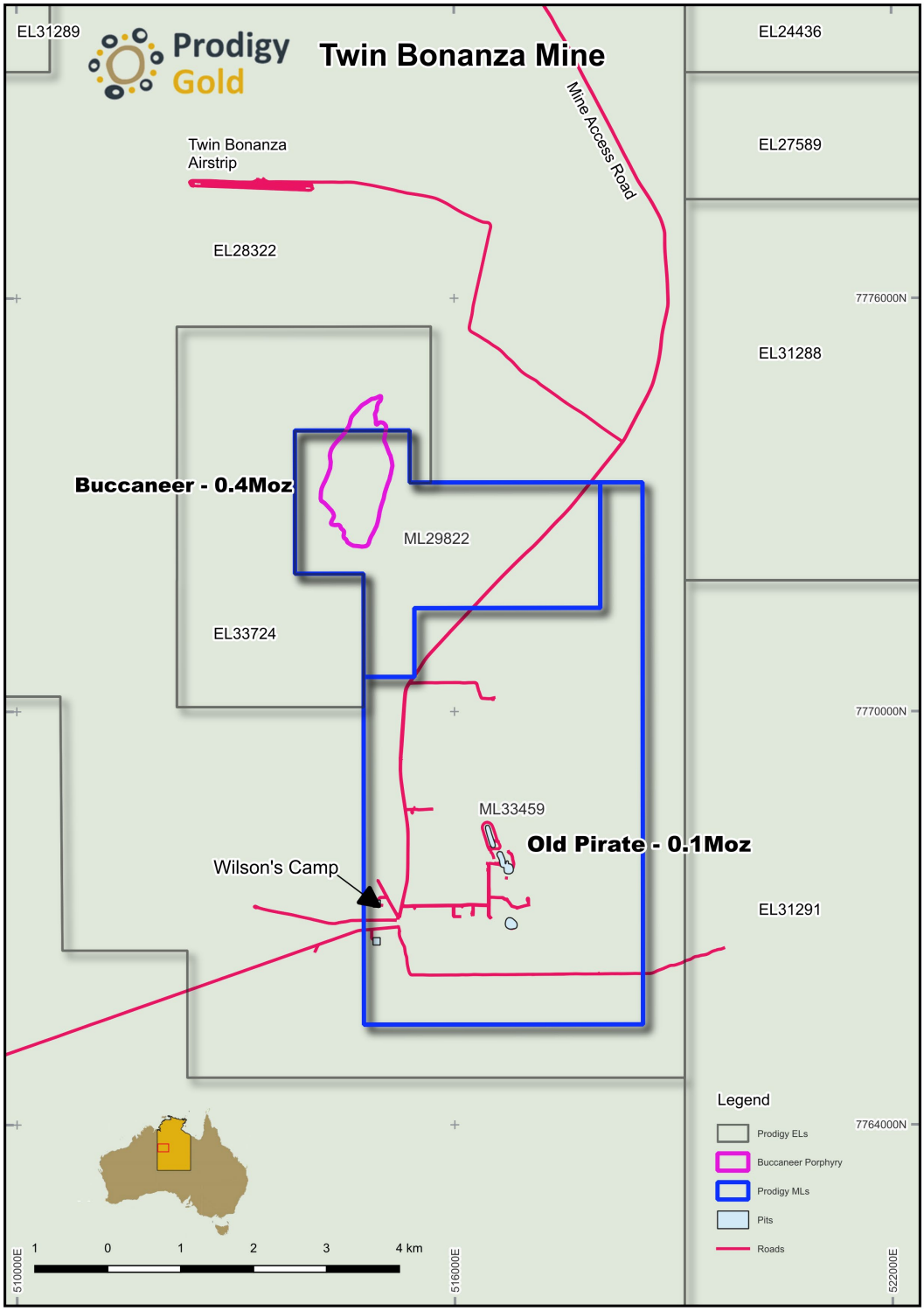


*Figure 18 Twin Bonanza Project area*

For personal use only

Several approvals are required before mining can re-commence at the Old Pirate Mine, many of which are either complete or in progress. Required approvals before mining can potentially restart include:

- **Environmental Impact Statement ("EIS")** – Assessment was completed by the Northern Territory Environment Protection Authority ("NT EPA") in 2014.
- ***Environment Protection and Biodiversity Conservation Act (1999)* ("EPBC") assessment** – This was re-referred to the Department of Climate Change, Energy, the Environment and Water ("DCCEEW") who advised that no further action is required and the site can be managed under the conditions of the previous assessment.
- **Mining Agreement with Traditional Owners** – Fully operational agreement in place with an updated Sacred Site Clearance Certificate ("SSCC") completed in 2025, which is valid for 5 years.
- **Mining Licence** – there is a current Deemed Mining Licence (DML-0909) in place for the care and maintenance of the project.
- **Environmental (Mining) Licence ("EML") application for mining** – This is a new environmental mining licence required from the Department of Land Planning and Environment ("DLPE") under the *NT Environmental Protection Act (2019)*.
- **Water Extraction Licence** – Required to extract suitable quantities of water to support processing.
- **EML application for exploration** – An exploration EML has been approved by the DLPE for drilling at the Twin Bonanza Project.

Also included in the update was the ore-sorting testwork completed by TOMRA Sorting Mining ("Tomra") using X-Ray Transmission ("XRT") sensor-based ore sorting technology on selected mineralised and waste material sourced from the Old Pirate open pit.

The strongest result from the high-grade mineralised sample utilising XRT sorting upgraded a feed grade of 322.3g/t Au into a product fraction grading 2,647g/t Au[16]. Importantly, this result was achieved with approximately 89% mass rejection, demonstrating the potential for ore sorting to selectively concentrate mineralised material while removing a proportion of relatively lower-grade waste material.

### Future Exploration and Development Work Planned for the 2026 Field Season

Prodigy Gold provided an outline of the intended exploration programs for the 2026 field season[17] in February 2026. The Company's main exploration priority remains the Hyperion Deposit focusing on further advancing the understanding of the higher-grade and deeper mineralisation below the current Mineral Resource. The Company will also continue to advance approvals for both the Hyperion Mineral Lease and the Twin Bonanza Project so mining can re-commence at the Old Pirate Deposit. It is planned to conduct mapping and potentially sampling from the Galaxy Prospect, which is part of the Tanami West Project area, as well as complete the first drilling on the Old Pirate Deposit in over 10 years.

The Company has other exciting work programs planned for the 2026 field season, which are expected to provide news flow for investors. The proposed upcoming exploration work on the Company's key projects includes:

Tanami North Project area:

- Continue the developmental studies on the Hyperion Deposit to be included in a future feasibility study on the deposit to advance the results of the recently released Scoping Study;
- Drilling of a deep diamond core drillhole into the Tethys Lode of the Hyperion Deposit to follow up the outstanding 2024 assay results for hole HYRC24004 (10m @ 15.9g/t Au from 177m)[18]. This hole forms part of the co-funding grant from the NT Government approved in June 2026[19];
- Surface sampling and costeaning of various targets near Hyperion;
- Continuation of metallurgical testwork for the Hyperion and Tregony Deposits, particularly looking at the heap leach potential for the Tregony Deposit;
- Advance several brownfield targets, such as the Brokenwood, Boco and Mark's Rise Prospects; and
- Continue the advancement of the Hyperion Mineral Lease application towards grant with the continuation of

[16] ASX: 2 July 2026
[17] ASX: 17 February 2026
[18] ASX: 22 October 2024
[19] ASX: 10 June 2026

environmental studies and the process of obtaining a mining agreement with Traditional Owners through the CLC.

Tanami West Project (including the Old Pirate and Buccaneer Gold Deposits) area:

- Continuation of the approval process to re-commence mining of the Old Pirate Deposit which forms part of the previously assessed Twin Bonanza project;
- Assess development options for the Old Pirate high-grade gold Deposit, considering potential joint venture and/or profit-sharing opportunities to fast-track re-commencement of mining;
- Reconnaissance field work to assess the potential for further exploration at the Galaxy Prospect which is located to the south-east of Central Tanami Project JV's Jims Deposit; and
- Continue the process of obtaining all relevant approvals to allow exploration over the remaining areas of the Tanami West Project, including approvals with both, the CLC and the Department of Land Planning and Environment.

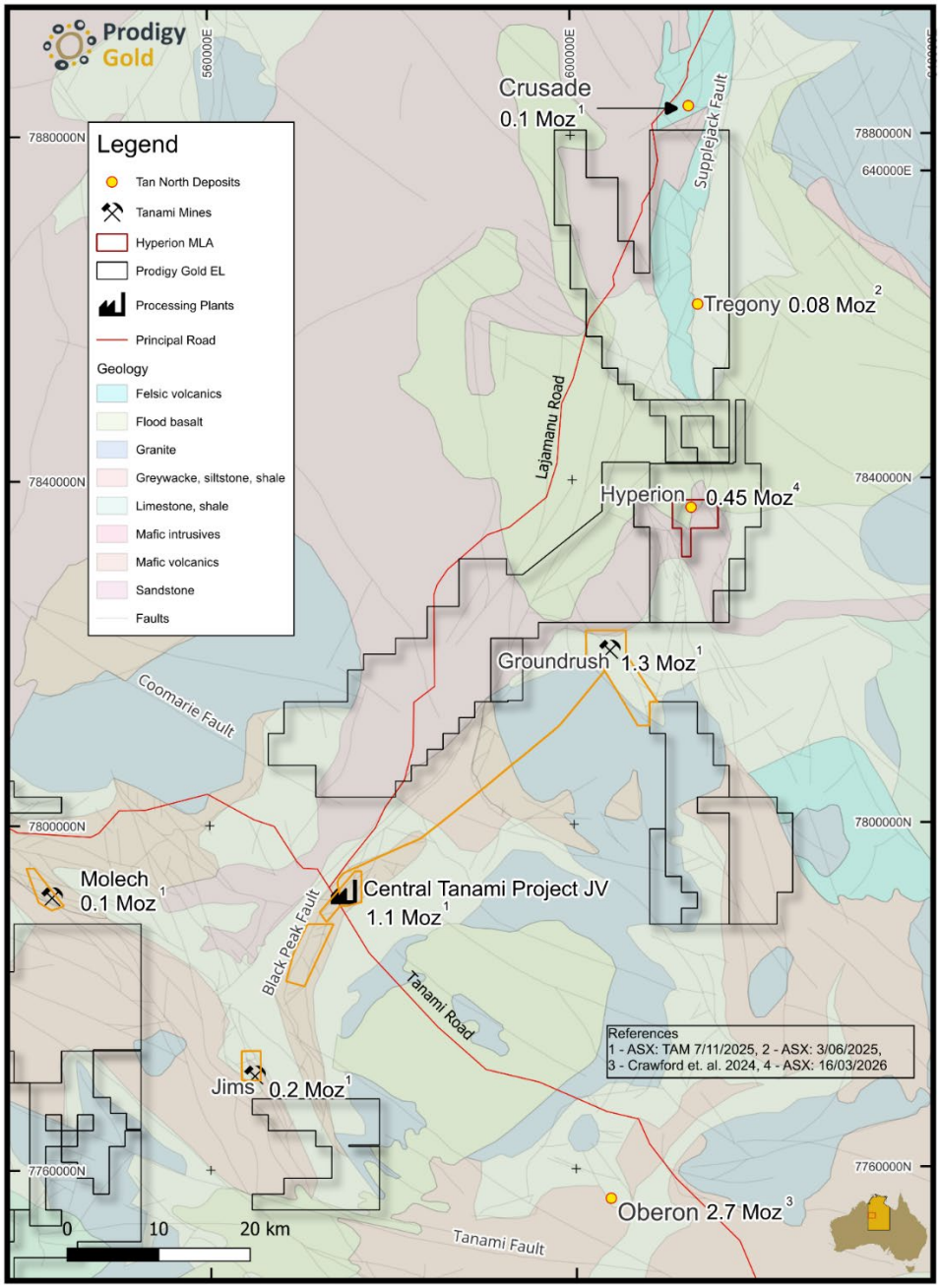


*Figure 19 Tanani North Project Area*

For personal use only

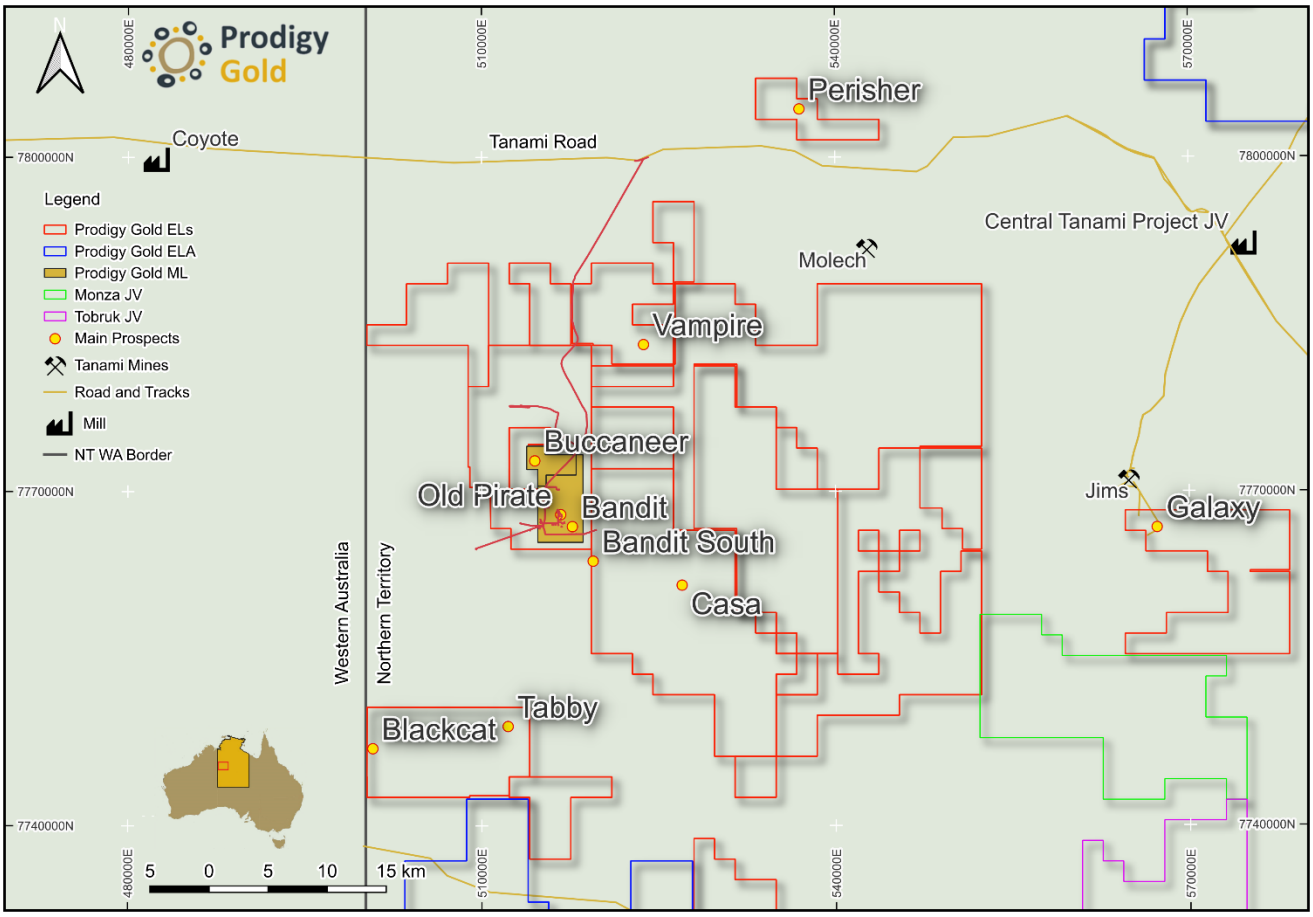


*Figure 20 Tanami West Project Area*

**Community Engagement**

No on-country meetings with Traditional Owners were held since February 2025 where, Prodigy Gold attended a meeting arranged by the CLC in Balgo (Western Australia) with the families of the Traditional Owners that represent the Twin Bonanza Mining area. Prodigy Gold is currently working closely with the CLC on finalising details for a meeting to be held later in 2026.

For personal use only

For personal use only

# JOINT VENTURE PROJECTS

## Joint Venture Portfolio Overview

| Project | JV Partner | JV Terms | Current Status |
|---|---|---|---|
| Lake Mackay (Cu-Au, Ni-Co and Orogenic Au potential) | IGO (IGO: ASX) | Base Metal JV<br>IGO 70% / PRX 30% | Management with Prodigy Gold and IGO diluting. No on-ground exploration undertaken. |
| | | Gold JV<br>PRX 70% / IGO 30% | Management with Prodigy Gold and IGO diluting. No on-ground exploration undertaken. |
| | IGO (IGO: ASX)<br>Castile Resources (CST: ASX) | Gold JV<br>PRX 60% / IGO 26%/ Castile 14% | Management with Prodigy Gold and IGO and Castile diluting. No on-ground exploration undertaken. |
| Monza Gold Project | Newmont Exploration Pty Ltd, an indirect, wholly owned subsidiary of Newmont Corporation (NEM. NYSE) | Newmont has the option to spend $6M to earn up to 51% / additional 29% on a decision to mine | Agreement signed in November 2021. Surface geochemical surveys and, Horizontal to Vertical component Spectral Ratio ("HVSR") passive seismic modelling completed. Several areas of interest have been identified for ground truthing to support potential future drill targeting. |
| Tobruk Gold Project | | Newmont has the option to complete $12M in-ground earn-in to 70% / $2.5M cash + financing option for an additional 5% interest | Agreement signed in May 2019.<br>Drilling of 2 RC holes at the Officer Hill Prospect, which included a downhole wireline geophysical survey, was completed on the project. A project wide review and ranking is underway. |
| Barrow Creek Project | Australasian Metals Limited (ASX: A8G) | Cash consideration of $150,000 for 90%. PRX free carried until completion of a PFS | No on-ground exploration was undertaken. |

## Lake Mackay JV Project

### *Project Background*

The Lake Mackay Project is located 400km northwest of Alice Springs, adjacent to the Western Australian border, and has consolidated tenure over the favourable Proterozoic margin between the Aileron and Warumpi Provinces. This area is characterised by a continent-scale geophysical gravity ridge and the Central Australian Suture. The JV partners have previously demonstrated the potential of the province to host multiple styles of precious and base metal mineralisation.

IGO Limited ("IGO") commenced activity on the Lake Mackay JV area in 2013. Systematic exploration led to the discovery of gold and base metal mineralisation at Bumblebee in 2015 and Grapple in 2016. Diamond core drilling of Grapple in 2017 defined gold and copper mineralisation over 800m of plunge including a result of 11m @ 7.9g/t Au, 20.7g/t Ag, 0.8% Cu, 0.5% Pb, 1.1% Zn & 0.1% Co in 17GRDD001[20]. Subsequent drilling discovered high-grade base metal mineralisation at the Phreaker Prospect, and bedrock gold mineralisation in RC drilling, including at the Arcee Prospect - 12m @ 3.5g/t Au[21], and Goldbug Prospect - 16m @ 1.15g/t Au and 4m @ 1.54g/t Au[22].

[20] ASX: 18 September 2017
[21] ASX: 16 October 2019
[22] ASX: 18 January 2021

For personal use only

### *Lake Mackay JV (IGO and IGO/Castile) – Agreement Status*

During May 2022 IGO and Prodigy Gold executed a deed of excision, transfer and amendment ("Deed") in relation to the Lake Mackay Agreement. There are now three unincorporated exploration Joint Ventures ("JV") agreements covering the Lake Mackay Project[23]:

*Lake Mackay Gold JV Agreement – covering most of the Gold Tenements (Prodigy Gold 70% / IGO 30%)*

- currently covers tenements EL25146, EL31234 and ELA31913 ("Gold Tenements")

*Castile JV Agreement – covering Gold Tenement EL31794*

- Prodigy Gold holds a 60% interest, IGO a 26% interest and Castile a 14% interest in the tenement.

*Lake Mackay JV Agreement – covering 14 Base Metal Tenements (IGO 70% / Prodigy Gold 30%)*

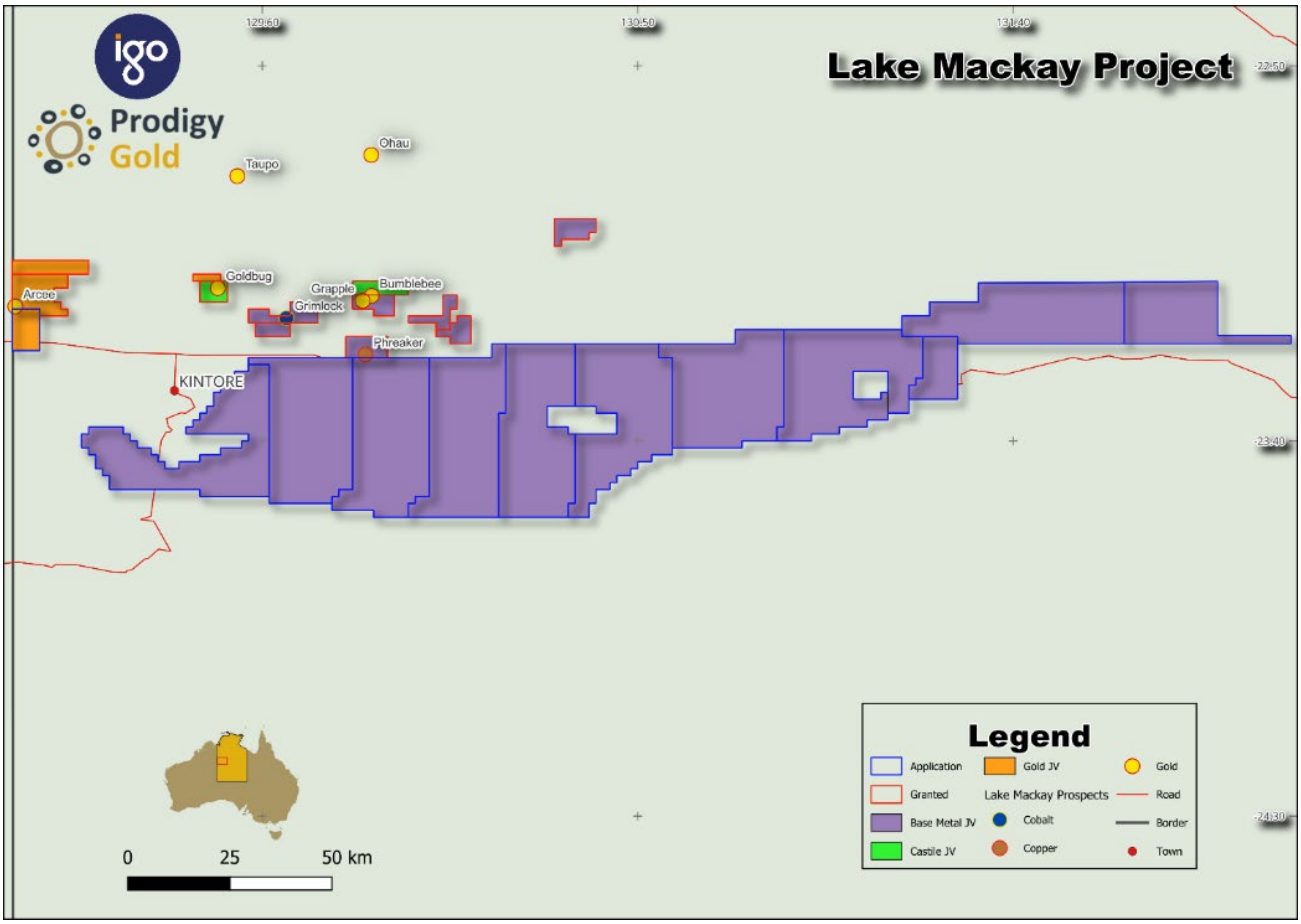


*Figure 21 Lake Mackay JV Titles*

IGO is currently diluting rather than contributing to exploration programs on all three projects, which changes the ownership percentages noted above immaterially.

### *Lake Mackay Exploration Progress*

No on-ground exploration works were completed on the Lake Mackay Project area during the reporting period. A dataroom has been created for the project, which is available for potential investors in the project.

### *Lake Mackay JV's – Rehabilitation Status*

Rehabilitation work was completed at Lake Mackay in 2023 with the exception of two holes, which were rehabilitated during 2024 by Prodigy Gold staff. Rehabilitation reporting was completed during 2023 with an assessment of the

[23] ASX: 18 May 2022

Department of Land Planning and Environment ("DPLE") sent following a site visit completed in late 2024. An updated rehabilitation report to support the findings from the site visit is now underway.

### *Future Work*

Any future works on the JV Projects will require a new Environmental (Mining) Licence to be submitted and approved by the NT DLPE under the *NT Environmental Protection Act*. Clearances from Traditional Owners through the CLC will also be required.

It is unlikely that Prodigy Gold will undertake any on-ground exploration on the project during the 2026 exploration field season due to its focus on the Tanami North and Tanami West Project areas.

Prodigy Gold has been running a dataroom available to parties interested in a JV or acquisition of the project. While several companies have reviewed the data no firm bids or requests have been made at this time.

## Tobruk and Monza JVs (Newmont)

Prodigy Gold has two unincorporated JVs with Newmont Exploration Pty Ltd, an indirect, wholly owned subsidiary of Newmont Corporation ("Newmont"), over the Tanami Region in the Northern Territory (Figure 22), namely the Tobruk and Monza JVs.

### Tobruk

### *Tobruk Agreement*

In May 2019, Prodigy Gold signed a A$14.5M Exploration Farm-in and Joint Venture Agreement ("Agreement") with Newmont[24]. Under the Agreement, Newmont can earn up to a 70% interest in the Tobruk Project over two phases. The first phase is to earn a 51% interest by spending $6M on exploration and the second phase by spending an additional $6M or defining a 500Koz Mineral Resource. The Agreement includes a total of A$2.5M cash payments to Prodigy Gold (with A$1M being contingent on Newmont Exploration electing to proceed to phase 2 of the earn-in). Newmont has previously met its minimum expenditure commitment of $2.5M within the specified four-year timeframe.

The Agreement currently covers five of the Company's granted tenements and three tenement applications, to the west of Newmont's Tanami Operations, which includes the Callie underground mine and Granites processing facility. The area included under this JV agreement is around 2,950km$^2$.

### *Tobruk Project Background*

The Tobruk Project is interpreted to have occurrences of the similar prospective lithologies to those that host Newmont's Callie Gold Deposit and several other significant deposits including Groundrush and Oberon. The Tobruk Project's potential is further enhanced by having analogous structural setting to known Tanami deposits including tightly folded stratigraphy, Trans-Tanami parallel faults and drill defined anomalous geochemistry positioned on the margins of magnetic features.

### *Tobruk Exploration Progress*

Work undertaken during the reporting period included:

- Drilling of two RC drillholes at the Officer Hill North Prospect with no significant intercepts reported;
- Completion of a downhole wireline logging program by Wireline Services Group Pty Ltd on the two RC holes. Optical televiewer ("OTV") and acoustic televiewer ("ATV") wireline logging surveys were completed; and
- Project-wide ranking and rating to ensure that the deemed highest-priority potential targets are appropriately advanced and explored.

[24] ASX: 16 May 2019

For personal use only

For personal use only

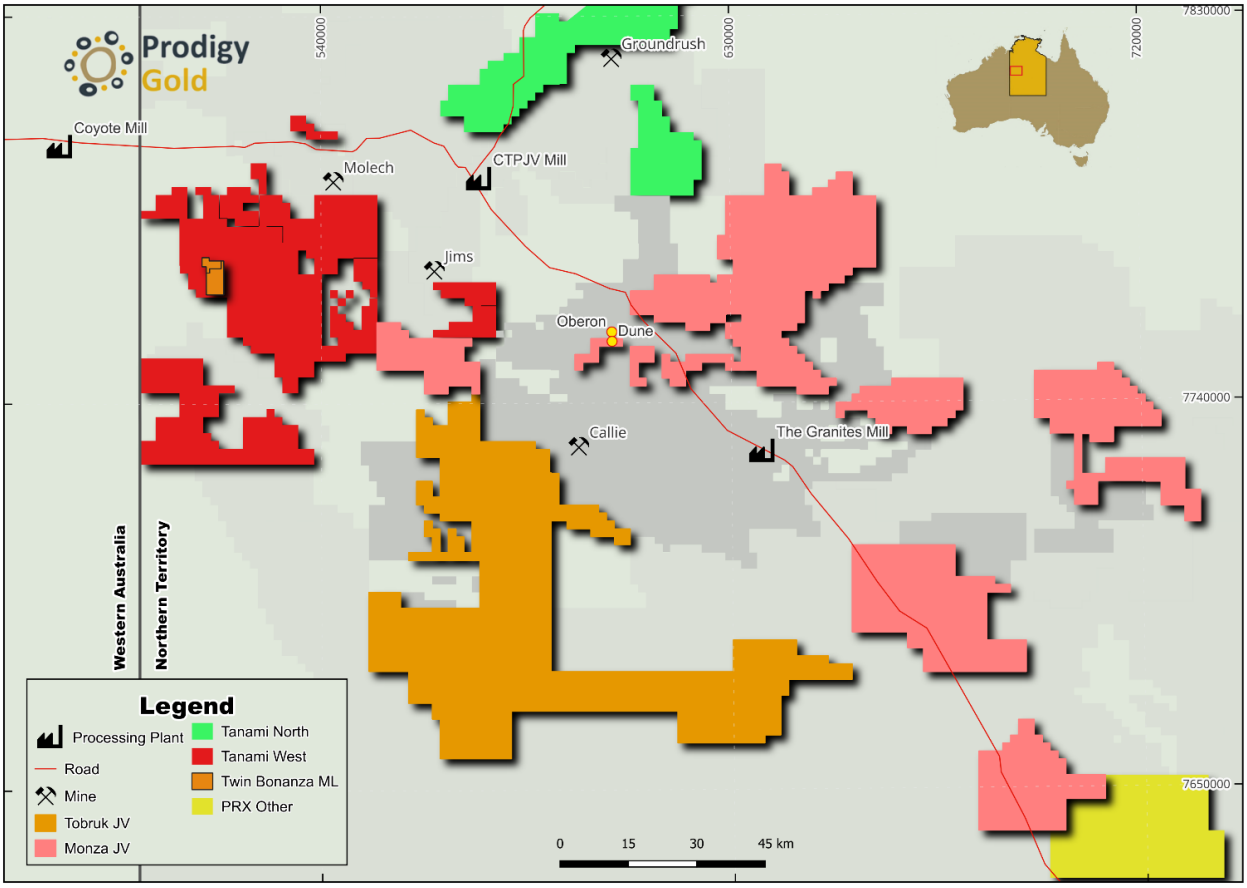


*Figure 22 - Location of Newmont JV Projects*

## Monza

### *Monza Agreement*

During November 2021[25], Newmont and Prodigy Gold signed a binding Exploration and Farm-in and Joint Venture Agreement ("Agreement") to advance exploration at the Monza Project located in the Northern Territory (the "Monza Project").

Under the Agreement, Newmont can earn an initial 51% interest in the Monza Project by either incurring expenditure of A$6,000,000 or defining a JORC 2012 Inferred Mineral Resource. If the JV elects to proceed with the development of a mining operation, Newmont will automatically earn an additional 29% interest in the Monza Project. Following Newmont earning an 80% interest, Prodigy Gold may elect to bring Newmont's interest in the JV to 85% with Newmont funding Prodigy Gold's share of future JV costs (including feasibility study costs) until the commencement of commercial production, co-fund all future exploration and development or dilute its interest in the Monza Project.

The Agreement covers seven of the Company's granted tenements and six tenement applications. The titles are within close vicinity of Newmont's updated Oberon Mineral Resource, which "as of February 2024, contains a measured, indicated and inferred resource totalling 2.7 Moz of gold"[26].

### *Monza Project Background*

The Monza Project includes around 3,600km² of exploration licences and applications in the Tanami Region of the Northern Territory along strike of and containing structures parallel to, the Trans-Tanami Fault trend. Previous exploration has primarily included soil sampling and patchy reconnaissance drilling with some of the tenements in the Monza Project having no previous drilling in the last 20 years.

[25] ASX: 30 November 2021
[26] Crawford, Thedaud, Masurel, & Maidment, 2024

For personal use only

*Monza Exploration Progress*

Work undertaken during the reporting period included:

- Completion of several proprietary Deep Sensing Geochemistry ("DSG") technique surveys. A horizontal to vertical spectral ratio ("HVSR") passive seismic survey was completed in parallel with the surface geochemical survey. Depth to cover modelling was conducted across the project area. Consultant Resource Potentials were engaged to undertake depth to feature modelling on HVSR passive seismic data. Results for all areas have been returned and were integrated into a depth of cover map:
- Results of the surface geochemical sampling campaign using they DSG technique completed in the June 2025 quarter showed several low-level anomalous responses. Interpretation of the results identified several areas of interest for ground truthing to support potential future drill targeting.
- Project-wide ranking and rating exercise designed to prioritise and focus the portfolio on the deemed most prospective potential targets across the project.

*Future Work*

Future works plan for the Monza and Tobruk JV Projects could include:

- Additional surface infill geochemical sampling and HSVR passive seismic surveying of specific targets if deemed a priority under the current project wide review;
- Ground truthing of several identified areas of interest to support potential future drill targeting; and
- Work with the CLC and Department regulators to obtain approvals for planned exploration programs during the 2026 field season.

## Barrow Creek JV (Australasian Metals) - 10% Prodigy Gold

Prodigy Gold finalised the sale of 90% of the Barrow Creek Project to Australasian Metals (A8G)[27] in January 2022. No work was completed on the Barrow Creek Project during the reporting period by Australasia Metals.

[27] ASX: 12 January 2022

For personal use only

## MINERAL RESOURCES

Prodigy Gold's Mineral Resources for 20 August 2026 are summarised below. See the 2026 Annual Mineral Resource Statement[28] and the individual announcements referenced below for additional information. Prodigy Gold's Mineral Resource governance includes systems and procedures that ensure:

- The Company's Mineral Resource estimates are reported in accordance with the 2012 JORC Code and are based on documentation compiled by a Competent Person as defined by the 2012 JORC Code.
- Competent Persons prepare and provide Prodigy Gold with the supporting documentation for each estimate, and before being reported to the Board, estimates are either reviewed by Prodigy Gold senior technical staff or by a suitably qualified external reviewer.
- Any material changes or updates to estimates are reviewed and approved by the Prodigy Gold's Board before being promptly announced to the market.

### Consolidated Resource Summary

*Table 1 Prodigy Gold Mineral Resource Summary as at 20 August 2026.*

| Consolidated Resource | | | Indicated | | | Inferred | | | Total | | |
|---|---|---|---|---|---|---|---|---|---|---|---|
| Project | Date | Cut-off (g/t Au) | Tonnes (Mt) | Grade (g/t Au) | Metal (Koz) | Tonnes (Mt) | Grade (g/t Au) | Metal (Koz) | Tonnes (Mt) | Grade (g/t Au) | Metal (Koz) |
| Tanami North Project | | | | | | | | | | | |
| Tregony | 3-Jun-25 | 0.5/0.6 | 0.5 | 1.8 | 30 | 1.5 | 1.0 | 50 | 2.0 | 1.2 | 80 |
| Hyperion | 16-Mar-26 | 0.5 | 4.1 | 1.6 | 212 | 5.7 | 1.3 | 242 | 9.8 | 1.4 | 454 |
| Sub-Total | | | 4.6 | 1.6 | 242 | 7.2 | 1.3 | 292 | 11.9 | 1.4 | 534 |
| Twin Bonanza Project | | | | | | | | | | | |
| Buccaneer | 11-Aug-23 | 0.6 | 4.8 | 1.1 | 174 | 6.4 | 1.1 | 225 | 11.2 | 1.1 | 400 |
| Old Pirate | 19-Aug-16 | 1.0 | 0.04 | 4.7 | 6 | 0.8 | 4.5 | 109 | 0.8 | 4.5 | 115 |
| Sub-Total | | | 4.8 | 1.2 | 181 | 7.2 | 1.5 | 334 | 12.0 | 1.3 | 515 |
| Total Resource | | | 9.5 | 1.4 | 423 | 14.4 | 1.4 | 626 | 23.8 | 1.4 | 1,049 |

Notes for Mineral Resource:

- *All Mineral Resources are reported in accordance with the 2012 JORC Code*
- *Mineral Resource Estimates are not precise calculations, being dependent on the interpretation of limited information on the location, shape and continuity of the occurrence and on the available sampling results. The quantities contained in the above table have been rounded to one significant figure to reflect the relative uncertainty of the estimate for tonnes and grade. Rounding may cause values in the table to appear to have errors.*
- *Competent Persons and Authors are noted as Prodigy Gold (Mark Edwards) for the Tregony, Hyperion and Buccaneer Mineral Resources and CSA Global for the Old Pirate Mineral Resources*
- *Tonnes are reported as dry metric tonnes*
- *The are no Ore Reserves reported for any of Prodigy Gold's projects*
- *All projects are owned 100% by Prodigy Gold*
- *Buccaneer Mineral Resources were determined using an optimised pit shell created in 2023 with these parameters;*
  - *Gold price of A$2,960/oz which represents a 120% factoring of the 3-year forecast of gold price based on data from* Consensus Economics Inc, 2023 *at US$1,832/oz and exchange rate of $0.74 dated June 2023.*
  - *Mining, processing and G&A costs of around $56/ore tonne mined*
  - *Recoveries used were 95.1% for oxide, 96.7% transitional and 84.6% for fresh based on metallurgical testwork completed by metallurgical consultants IMO Pty Ltd in 2023*
  - *Pit wall angles of 45° in oxide and 39° in fresh and transitional (from vertical) and are based on geotechnical work completed on the 2021 diamond drilling.*
- *Buccaneer Mineral Resources have been re-stated using the optimised pit shell as outlined above at a lower cut-off grade of 0.6g/t Au.*
- *Tregony Mineral Resources are determined to be within 100m of surface using a lower cut-off grade of 0.5g/t Au in oxide material and 0.6g/t Au in transitional and fresh material based on metallurgical recoveries of 95% in oxide and 90% in transitional and fresh material.*
- *Hyperion Mineral Resources are determined to be within 180m of surface using a lower cut-off grade of 0.5g/t Au based on metallurgical recoveries of 95% in oxide and transitional and 90% in fresh material based on metallurgical testwork completed by metallurgical consultants IMO Pty Ltd in 2025.*
- *Lower cut-off grades calculated for Tregony and the restated Buccaneer use a forecast exchange rate of $0.64, US gold price of $2,826/oz ($Aus4,395/oz) determined using the Consensus Economics March 2025 newsletter. Lower cut-off grades calculated for Hyperion use an exchange rate of $0.69, US gold price of $3,273/oz ($Aus4,743/oz) determined using the Consensus Economics February 2026 newsletter*

[28] ASX: 20 August 2026

For personal use only

## Cut-off grade consideration

For Buccaneer, Hyperion and Tregony the reporting cut-off parameters were selected based on calculated economic cut-off grades for oxide, transitional and fresh material – an overall cut-off grade of between 0.5g/t Au and 0.6g/t Au has been selected as a close proximity to those calculated. A review of the lower cut-off grade was based on a gold price of AUD$4,400/oz (or $141.50/gm), which represents the long-term forecast of gold at US$3,212.65/oz and exchange rate of $0.73 (Consensus Economics Inc, 2026). Total mining and processing costs of $70/ore tonne was used (consistent with the latest Prodigy Gold Annual Mineral Resource Statement) . The cut-off parameter used for the Old Pirate Deposit remains consistent with what was used in the 2025 Mineral Resource Statement at 1.0g/t Au.

Prodigy Gold believes the use of cut-off grades of 1.0g/t gold for Old Pirate are appropriate and could potentially be extracted through selective underground or open pit mining and processing through a conventional carbon in leach ("CIL") plant. Prodigy Gold also believes the use cut-off grades of 0.6g/t gold for the Buccaneer and 0.5 and 0.6g/t gold for the Tregony Deposit and 0.5g/t Au for the Hyperion Deposit as reported are appropriate and could potentially be mined by a selective open pit method and processed through a CIL plant. The cut-off grades reflect the current longer term consensus forecast gold price consistent with industry reporting practices.

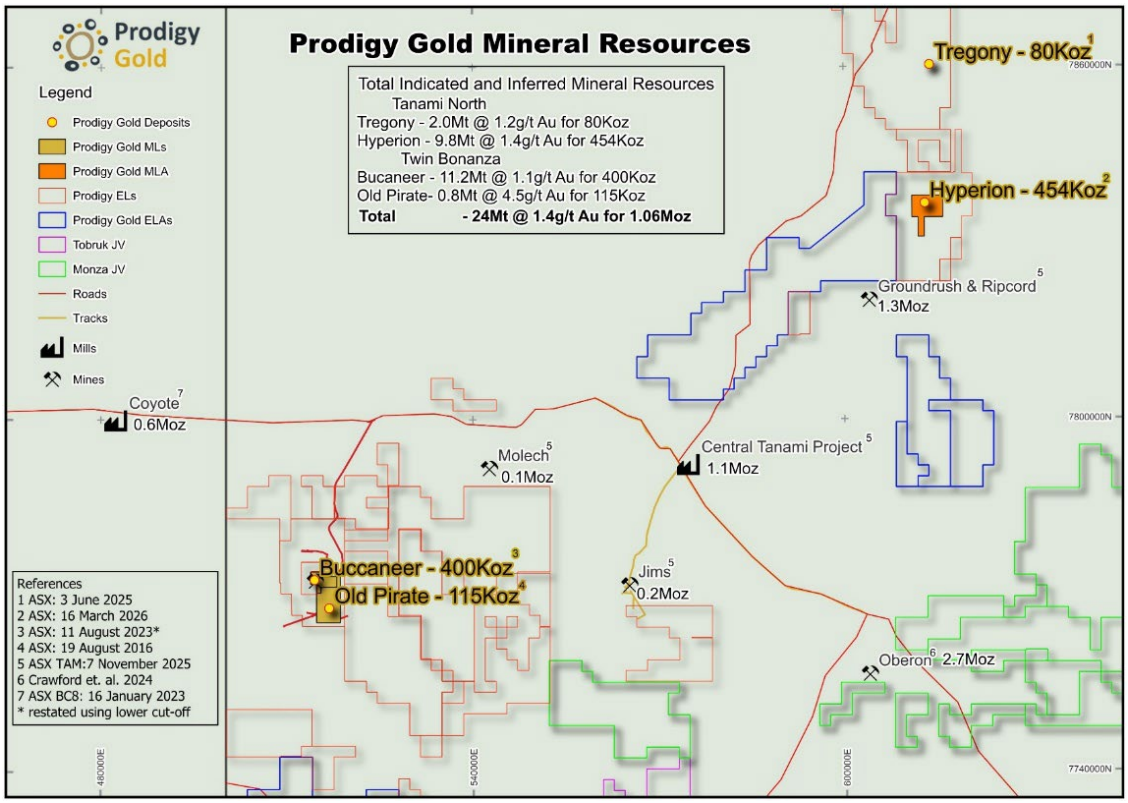


*Figure 23 Prodigy Gold Mineral Resources*

## Tregony Mineral Resource

*Table 2 – Tregony Mineral Resource Estimate*

| Tregony Gold Deposit - Mineral Resource Estimate June - 2025 | | | | | | | | | | |
|---|---|---|---|---|---|---|---|---|---|---|
| Material Type | Cut-off (g/t Au) | Indicated | | | Inferred | | | Total | | |
| | | Tonnes (Mt) | Grade (g/t Au) | Metal (Koz) | Tonnes (Mt) | Grade (g/t Au) | Metal (Koz) | Tonnes (Mt) | Grade (g/t Au) | Metal (Koz) |
| Oxidised | 0.5 | 0.17 | 1.7 | 9.4 | 0.79 | 0.9 | 24.1 | 0.96 | 1.1 | 33.5 |
| Transitional | 0.6 | 0.14 | 1.6 | 7.0 | 0.37 | 1.2 | 15.0 | 0.51 | 1.3 | 22.0 |
| Fresh | 0.6 | 0.23 | 1.9 | 13.7 | 0.32 | 1.0 | 10.7 | 0.55 | 1.4 | 24.5 |
| Total | | **0.53** | **1.8** | **30.1** | **1.48** | **1.0** | **49.8** | **2.01** | **1.2** | **80.0** |

*Note: Reported above 0.5g/t Au and 0.6g/t Au cut-off grades and to a maximum depth of 100m below surface. Totals may vary due to rounding. The above Mineral Resource Estimate was first announced in 2025 (ASX: 3 June 2025).*

## Hyperion Mineral Resource

*Table 3 – Hyperion Mineral Resource Estimate*

| Hyperion Gold Deposit - Mineral Resource Estimate March - 2026 | | | | | | | | | | |
|---|---|---|---|---|---|---|---|---|---|---|
| Material Type | Cut-off (g/t Au) | Indicated | | | Inferred | | | Total | | |
| | | Tonnes (Mt) | Grade (g/t Au) | Metal (Koz) | Tonnes (Mt) | Grade (g/t Au) | Metal (Koz) | Tonnes (Mt) | Grade (g/t Au) | Metal (Koz) |
| Oxidised | 0.5 | 1.2 | 1.6 | 59 | 0.6 | 1.3 | 26 | 1.8 | 1.5 | 85 |
| Transitional | 0.5 | 1.2 | 1.6 | 62 | 0.7 | 1.2 | 29 | 1.9 | 1.5 | 91 |
| Fresh | 0.5 | 1.8 | 1.6 | 91 | 4.4 | 1.3 | 187 | 6.1 | 1.4 | 279 |
| Total | | **4.1** | **1.6** | **212** | **5.7** | **1.3** | **242** | **9.8** | **1.4** | **454** |

*Reported above 0.5g/t Au cut-off and constrained to a maximum depth of 180m below surface. Resources may not sum to equal totals due to rounding. The above Mineral Resource Estimate was first announced in 2026 (ASX: 16 March 2026).*

## Buccaneer Mineral Resource

*Table 4 – Buccaneer Mineral Resource Estimate*

| Buccaneer Gold Deposit - Mineral Resource Estimate August - 2023 - restated August - 2025 | | | | | | | | | |
|---|---|---|---|---|---|---|---|---|---|
| Material Type | Indicated | | | Inferred | | | Total | | |
| | Tonnes (Mt) | Grade (g/t Au) | Metal (Koz) | Tonnes (Mt) | Grade (g/t Au) | Metal (Koz) | Tonnes (Mt) | Grade (g/t Au) | Metal (Koz) |
| Oxidised | 0.34 | 1.2 | 14 | 0.57 | 1.2 | 22 | 0.92 | 1.2 | 36 |
| Transitional | 2.14 | 1.1 | 76 | 1.70 | 1.0 | 54 | 3.84 | 1.1 | 130 |
| Fresh | 2.29 | 1.2 | 85 | 4.12 | 1.1 | 149 | 6.41 | 1.1 | 234 |
| Total | **4.77** | **1.1** | **174** | **6.40** | **1.1** | **225** | **11.17** | **1.1** | **400** |

*Note: Reported above 0.6g/t Au cut-off and above Whittle generated shell. Totals may vary due to rounding. The above Mineral Resource Estimate was first announced in 2023 using a 0.7g/t Au cut-off grade (ASX: 11 August 2023).*

## Old Pirate Mineral Resource

*Table 5 – Old Pirate Mineral Resource Estimate*

| Old Pirate Gold Deposit - Mineral Resource Estimate August -2016 | | | | | | | | | |
|---|---|---|---|---|---|---|---|---|---|
| Domain | Indicated | | | Inferred | | | Total | | |
| | Tonnes (Kt) | Grade (g/t Au) | Metal (Koz) | Tonnes (Kt) | Grade (g/t Au) | Metal (Koz) | Tonnes (Kt) | Grade (g/t Au) | Metal (Koz) |
| Western Limb | 12 | 7.6 | 3 | 305 | 5.3 | 52 | 317 | 5.4 | 55 |
| Central | 23 | 3.0 | 2 | 436 | 3.8 | 54 | 459 | 3.8 | 56 |
| East | 2 | 7.4 | 1 | 10 | 5.9 | 2 | 12 | 6.2 | 2 |
| Golden Hind | 4 | 3.5 | 1 | 6 | 4.5 | 1 | 10 | 4.1 | 1 |
| Total | 42 | 4.7 | 6 | 756 | 4.5 | 109 | 798 | 4.5 | 115 |

*Note: Reported above 1g/t Au cut-off grade. Totals may vary due to rounding. The above Mineral Resource estimate was first reported in 2016 (ASX: 19 August 2016).*

For personal use only

For personal use only

## Competent Persons Statement for the Mineral Resources

*The information in this announcement relating to Mineral Resources from Buccaneer, Tregony, Hyperion and Old Pirate is based on information reviewed and checked by Mr. Mark Edwards. Mr. Edwards is a Fellow of the Australasian Institute of Mining and Metallurgy (AusIMM – Membership number 220787) and Member of the Australian Institute of Geoscientists (AIG – Membership number 3655) and has sufficient experience relevant to the style of mineralisation and type of deposits under consideration and to the activity he is undertaking to qualify as a Competent Person as defined in the 2012 Edition of the Australasian Code for Reporting of Exploration Results, Mineral Resources and Ore Reserves (the "2012 JORC Code"). Mr. Edwards is a full-time employee of the Company in the position of Managing Director and consents to the inclusion of the Mineral Resources in the form and context in which they appear. Mr. Edwards also visited each project site during July 2023, September 2024, October 2025 and May 2026.*

*The Company confirms that it is not aware of any new information or data that materially affects the Mineral Resources as reported on the 16 March 2026, 3 June 2025, 11 August 2023 and 19 August 2016, and the assumptions and technical parameters underpinning the estimates in the 16 March 2026, 3 June 2025, 11 August 2023 and 19 August 2016 releases continue to apply and have not materially changed.*

*The information in this report that relates to Mineral Resources for Hyperion was previously released to the ASX on the 16 March 2026 – Hyperion Gold Deposit Mineral Resource Update. This document can be found at www.asx.com.au (Stock Code: PRX) and at www.prodigygold.com.au. The 16 March 2026 release fairly represents information compiled by Mr. Shaun Searle who is a Member of the Australasian Institute of Geoscientists and reviewed by Mr. Mark Edwards who is a Fellow of the Australasian Institute of Mining and Metallurgy and Member of the Australian Institute of Geoscientists. Mr. Edwards is the Mineral Resource Competent Person for this estimate. At this time of publication Mr. Edwards was a full-time employee of Prodigy Gold and Mr. Searle is a full-time employee of Ashmore Advisory Pty Ltd. Mr. Edwards and Mr. Searle had previously provided written consent for the 16 March 2026 release.*

*The information in this report that relates to Mineral Resources for Tregony was previously released to the ASX on the 3 June 2025 – Updated Mineral Resource for Tregony Gold Deposit. This document can be found at www.asx.com.au (Stock Code: PRX) and at www.prodigygold.com.au. The 3 June 2025 release fairly represents data, geological modelling, grade estimation and Mineral Resource estimates completed by Mr. Mark Edwards who is a Fellow of the Australasian Institute of Mining and Metallurgy and Member of the Australian Institute of Geoscientists. At the time of the 3 June 2025 release Mr. Edwards was a full-time employee of Prodigy Gold. Mr. Edwards has previously provided written consent for the 3 June 2025 release.*

*The information in this report that relates to the Mineral Resources for Buccaneer was previously released to the ASX on the 11 August 2023 – Buccaneer Mineral Resource Update. This document can be found at www.asx.com.au (Stock Code: PRX) and at www.prodigygold.com.au. It fairly represents information compiled by Mr. Shaun Searle who is a Member of the Australasian Institute of Geoscientists and reviewed by Mr. Mark Edwards who is a Fellow of the Australasian Institute of Mining and Metallurgy and Member of the Australian Institute of Geoscientists. Mr. Edwards is the Mineral Resource Competent Person for this estimate. At this time of publication Mr. Edwards was a full-time employee of Prodigy Gold and Mr. Searle is a full-time employee of Ashmore Advisory Pty Ltd. Mr. Edwards and Mr Searle had previously provided written consent for the 11 August 2023 release.*

*The information in this report that relates to Mineral Resources for Old Pirate was previously released to the ASX on the 19 August 2016 – Old Pirate Updated Mineral Resource Estimate. This document can be found at www.asx.com.au (Stock Code: PRX) and at www.prodigygold.com.au. The 19 August 2016 release fairly represents information reviewed by Mr. David Williams, a Competent Person who is a Member of the Australasian Institute of Mining and Metallurgy. At the time of the 19 August 2016 release Mr. Williams was a full-time employee of CSA Global Pty Ltd. Mr. Williams has previously provided written consent for the 19 August 2016 release.*

## Competent Persons Statement for the Exploration Results

*The information in this report relating to exploration targets and exploration results is based on information reviewed and checked by Mr Mark Edwards, FAusIMM, MAIG. Mr. Edwards is a Fellow of the Australasian Institute of Mining and Metallurgy (AusIMM) and a Member of the Australasian Institute of Geoscientists (AIG). Mr Edwards is a full-time employee of Prodigy Gold NL and has sufficient experience which is relevant to the style of mineralisation and type of deposits under consideration and to the activity which he is undertaking to qualify as a Competent Person as defined in the 2012 edition of the "Australasian Code for Reporting Exploration Results, Mineral Resources and Ore Reserves". Mr Edwards consents to the inclusion in the documents of the matters based on this information in the form and context in which it appears.*

*The Company confirms that it is not aware of any new information or data that materially affects the information included in the original market announcement and, in the case of estimates of Mineral Resources that all material assumptions and technical parameters underpinning the estimates in the relevant market announcement continue to apply and have not materially changed. The Company confirms that the form and context in which the Competent Person's findings are presented have not been materially modified from the original market announcement.*

*Refer to previous Company ASX announcements for full resource estimation details, drill hole details, and intercept calculations. Prodigy Gold NL confirms that it is not aware of any new information or data that materially affects the information included in the original market announcement and that all material assumptions and technical parameters underpinning the estimates included in referenced previous market announcements continue to apply and have not materially changed.*

*The relevant announcements for the information in this report relate to previous ASX announcements relating to ASX Exploration Result and Exploration Targets are noted below:*

| *Announcement Date* | *Announcement Title* | *Competent Person* | *At the time of release full-time employee of* | *Membership* | *Membership status* |
|---|---|---|---|---|---|
| 20.08.2026 | Annual Mineral Resource Statement 2026 | Mr Mark Edwards | Prodigy Gold NL | AusIMM AIG | Fellow Member |
| 02.07.2026 | Update on Progress at the Prodigy Gold Twin Bonanza Project | Mr Mark Edwards | Prodigy Gold NL | AusIMM AIG | Fellow Member |
| 10.06.2026 | Prodigy Awarded Exploration Grant for Hyperion Deep Diamond Drilling under the Recourcing the Territory Program | Mr Mark Edwards | Prodigy Gold NL | AusIMM AIG | Fellow Member |
| 27.05.2026 | Scoping Study Confirms Development Opportunity for the Hyperion Gold Deposit – Tanami North (100%) | Mr Mark Edwards | Prodigy Gold NL | AusIMM AIG | Fellow Member |
| 14.04.2026 | AGES Conference 2026 - Hyperion Technical Presentation | Mr Mark Edwards | Prodigy Gold NL | AusIMM AIG | Fellow Member |
| 17.02.2026 | Exploration Update - 2026 Field Season Plans | Mr Mark Edwards | Prodigy Gold NL | AusIMM AIG | Fellow Member |
| 27.01.2026 | Encouraging Diamond Drill Results Returned for Hyperion | Mr Mark Edwards | Prodigy Gold NL | AusIMM AIG | Fellow Member |
| 24.11.2025 | Encouraging Results From 2025 Drilling Program at Tregony | Mr Mark Edwards | Prodigy Gold NL | AusIMM AIG | Fellow Member |
| 17.11.2025 | Outstanding Drilling Results Returned from Hyperion | Mr Mark Edwards | Prodigy Gold NL | AusIMM AIG | Fellow Member |
| 07.11.2025 ASX: TAM | Central Tanami Project Total Mineral Resource Increases to 2.8 MOZ | Mr Graeme Thompson | MoJoe Mining Pty Ltd | AusIMM | Member |
| 28.08.2025 | 2025 Field Work Commenced on the Tanami North Project | Mr Mark Edwards | Prodigy Gold NL | AusIMM AIG | Fellow Member |
| 04.12.2024 | Mineral Lease Application Lodged for Hyperion | Mr Mark Edwards | Prodigy Gold NL | AusIMM AIG | Fellow Member |
| 22.10.2024 | Exceptional Drilling Results From Hyperion Gold Deposit | Mr Mark Edwards | Prodigy Gold NL | AusIMM AIG | Fellow Member |
| 24.11.2022 ASX: TAM | Mineral Resource updates completed for five gold deposits on the Central Tanami Project Joint Venture Yields 1.5M ounces | Mr Graeme Thompson | MoJoe Mining Pty Ltd | AusIMM | Member |
| 18.05.2022 | Lake Mackay JV – Agreement and Exploration Update | Mr Edward Keys | Prodigy Gold NL | AIG | Member |
| 12.01.2022 | A8G to acquire a 90% interest in a substantial lithium exploration package within the Northern Arunta LCT pegmatite province | NA | | | |
| 30.11.2021 | Newmont Signs Farm-in Agreement to Advance Exploration at Monza Project, Northern Territory | Mr Matt Briggs | Prodigy Gold NL | AusIMM | Member |
| 15.11.2021 | Historic High Grades Confirm Potential of Tregony System | Mr Adriaan Van Herk | Prodigy Gold NL | AIG | Member |
| 18.01.2021 | Lake Mackay JV: First bedrock gold intersected at Goldbug Prospect | Mr Doug Winzar | IGO | AIG | Member |
| 16.10.2019 | Lake Mackay JV Update: New Gold Prospect Identified | Mr Doug Winzar | IGO | AIG | Member |
| 16.05.2019 | Prodigy Signs A$14.5M Tobruk Joint Venture with Newmont Goldcorp | NA | | | |
| 18.09.2017 | Lake Mackay JV - Grapple Prospect Drilling Update | Mr Doug Winzar | IGO | AIG | Member |
| 23.06.2017 | Final Results - Suplejack RC and Homestead Diamond Drilling | Mr Matt Briggs | Prodigy Gold NL | AusIMM | Member |
| 08.06.2017 | Progress Results for Seuss RC and Homestead Diamond Drilling | Mr Matt Briggs | Prodigy Gold NL | AusIMM | Member |
| 07.12.2016 | Exploration Update Suplejack Drilling Results | Mr Matt Briggs | Prodigy Gold NL | AusIMM | Member |
| 29.07.2016 | Quarterly Report For the 3 Months ended 30 June 2016 | Mr Alwin van Roji | Prodigy Gold NL | AusIMM | Member |
| 26.08.2015 | New Discovery at Hyperion East | Mr Darren Holden, Mr Alwin Van Roij | Prodigy Gold NL Prodigy Gold NL | AusIMM AusIMM | Member Member |
| 11.01.2011 | Drill Results from the Hyperion Gold Project | Mr Darren Holden | Prodigy Gold NL | AusIMM | Member |

For personal use only

*References*

Consensus Economics Inc. (2023). Energy Metals & Agriculture Consensus Forecasts - June Report. London: Consensus Economics Inc.

Consensus Economics Inc. (2025). Energy Metals & Agriculture Consensus Forecasts - March Report. London: Consensus Economics Inc.

Consensus Economics Inc. (2026). Energy Metals & Agriculture Consensus Forecasts - February Report. London: Consensus Economics Inc.

Crawford, A. F., Thedaud, N., Masurel, Q., & Maidment, D. W. (2024). Geology and regional setting of the Oberon gold deposit, Tanami Region. *Northern Territory Geological Survey AGES 2024 Conference* (pp. 83-87). Alice Springs: Northern Territory Geological Survey.

For personal use only

For personal use only

## TENEMENT MANAGEMENT

The total area of 20,003km$^2$ (2025: 20,003km$^2$) held under tenure by Prodigy Gold and its JV partners has remained steady during the financial year. The area held under granted tenure is 5,728km$^2$ with 14,275km$^2$ held under application.

To address the costs associated with maintaining such a large land holding and to better focus exploration activities, the Company continues to actively seek to reduce its tenure costs through joint venture and divestment.

A map showing the location of the Company's current tenement holding is presented in Figure 2 of the review of operations report and a complete list of tenements follows this report.

## ENVIRONMENTAL, SOCIAL AND GOVERNANCE

Rainfall over the Tanami region during the reporting period resulted in localised flooding and road damage forcing the closure of the Lajamanu Road, which is Prodigy Gold's main access to the Tanami North Project, and temporarily limiting site access for field staff. No significant incidents have been reported during the reporting period.

## CORPORATE

### Capital Raisings

During July 2025, the Company completed a partially underwritten non-renounceable entitlement offer of one (1) new fully paid ordinary share in Prodigy Gold ("Share") for every one (1) Share held ("Entitlement Offer"), as well as a subsequent placement ("Placement") to Plutus Prospecting Pty Ltd ("Plutus"). Major shareholder, APAC Resources Limited ("APAC") and Plutus both partially underwrote the Entitlement Offer. All directors holding shares in the Company participated in the Entitlement Offer. Prodigy Gold raised gross total combined funds (before expenses) of approximately $7,133,614 under the Entitlement Offer and Placement, providing Prodigy Gold with significant capital to undertake exploration and project development.

### Potential Transaction with Tanami Gold NL

Prodigy Gold is in preliminary discussions with Tanami Gold NL (Tanami Gold) (ASX:TAM) in relation to the Hyperion Gold Project. An announcement will be made if a binding agreement is entered into, noting that there is presently no guarantee that a transaction will be agreed.

### Board Changes

Plutus, as part of the underwriting agreement of the Entitlement Offer, had the right to appoint one non-executive director to the Board of Prodigy Gold for as long as Plutus holds a voting power of at least 10% in the Company. Plutus nominated Ben Lin and the board appointed him non-executive director of the Company effective 19 August 2025.

APAC replaced Brett Smith with Daniel Broughton as their nominee director effective 1 June 2026.

### Sale of Unmarketable Parcels

Prodigy Gold completed the sale of all fully paid ordinary shares in the Company that were an unmarketable parcel, being a parcel of shares worth less than $500. The final number of shares sold under the unmarketable parcel sale facility was 52,183,790 shares held by a total of 2,732 shareholders. This represented 73% of the Company's total number of shareholders on the closing date, while being less than 0.78% of issued capital.

### Share Consolidation

Shareholders approved a consolidation of the Company's capital on a 1 for 20 basis at Prodigy Gold's Annual General Meeting held on 21 October 2025 which was subsequently completed.

### Capital Structure

As at 30 June 2026 the Company has 337,093,373 fully paid ordinary shares and 48,007,338 unlisted options on issue.

For personal use only

**Summary of Mining Tenements as at 30 June 2026**

| Area of Interest | Tenement | Group's Interest | Tenement Status | Status Changes During the Year |
|---|---|---|---|---|
| *NORTHERN TERRITORY* | | | | |
| *TANAMI* | | | | |
| *Tanami West Project* | EL23659 | 100 | granted | |
| | EL24436 | 100 | granted | |
| | EL27127 | 100 | granted | |
| | EL27589 | 100 | granted | |
| | EL28322 | 100 | granted | |
| | EL28325 | 100 | granted | |
| | EL28327 | 100 | granted | |
| | EL28394 | 100 | granted | |
| | EL29860 | 100 | granted | |
| | EL31288 | 100 | granted | |
| | EL31289 | 100 | granted | |
| | EL31290 | 100 | granted | |
| | EL31291 | 100 | granted | |
| | EL33724 | 100 | granted | |
| | EL30814 | 100 | application | |
| *Twin Bonanza Mining* | ML29822 | 100 | granted | |
| | ML33459 | 100 | granted | |
| *Tanami North Project* | EL09250 | 100 | granted | |
| | EL27125 | 100 | granted | |
| | EL27979 | 100 | granted | |
| | EL31331 | 100 | granted | |
| | EL31530 | 100 | granted | |
| | EL32055 | 100 | granted | |
| | EL26623 | 100 | application | |
| | EL32056 | 100 | application | |
| | EL33487 | 100 | application | |
| *Hyperion Mining* | ML34047 | 100 | Application | |
| *Abroholos* | EL29833 | 100 | application | |
| *Tanami Ngungaju JV* [(1)] | EL26628[(1)] | 90 | granted | |
| | EL29828[(1)] | 90 | granted | |
| | EL26627 | 90 | application | |
| *Monza JV* [(2)] | EL25845 | 100 | granted | |
| | EL26590 | 100 | granted | |
| | EL26591 | 100 | granted | |
| | EL26613 | 100 | granted | |
| | EL26615 | 100 | granted | |
| | EL26618 | 100 | granted | |
| | EL26673 | 100 | granted | |
| | EL29834 | 100 | application | |
| | EL30271 | 100 | application | |
| | EL30272 | 100 | application | |
| | EL30273 | 100 | application | |
| | EL30283 | 100 | application | |
| | EL30944 | 100 | application | |
| | EL34461 | 100 | Application | Split from EL30273 |

# SUMMARY OF MINING TENEMENTS AND AREAS OF INTEREST

| Area of Interest | Tenement | Group's Interest | Tenement Status | Status Changes During the Year |
|---|---|---|---|---|
| *Tobruk* [3] | EL25156 | 100 | granted | |
| | EL25191 | 100 | granted | |
| | EL25192 | 100 | granted | |
| | EL28785 | 100 | granted | |
| | EL29832 | 100 | granted | |
| | EL30270 | 100 | application | |
| | EL30274 | 100 | application | |
| | EL32057 | 100 | application | |
| *LAKE MACKAY* | | | | |
| *Tekapo* | EL28682 | 100 | application | |
| *Lake Mackay Gold JV* [4] | EL25146 | 70 | granted | |
| | EL31234 | 70 | granted | |
| | EL31913 | 70 | application | |
| *Castile JV* [5] | EL31974 | 60 | granted | |
| *Warumpi* [6] | EL24915 | 30 | granted | |
| | EL30730 | 30 | granted | |
| | EL30731 | 30 | granted | |
| | EL31721 | 30 | application | |
| | EL31722 | 30 | application | |
| | EL32095 | 30 | application | |
| | EL32096 | 30 | application | |
| | EL32097 | 30 | application | |
| | EL32098 | 30 | application | |
| | EL32099 | 30 | application | |
| | EL32100 | 30 | application | |
| | EL32101 | 30 | application | |
| | EL32102 | 30 | application | |
| | EL32103 | 30 | application | |
| *NORTH ARUNTA* | | | | |
| *Australasian Gold JV* [7] | EL28515 | 10 | granted | |
| | EL29724 | 10 | granted | |

1) Joint Venture with Ngungaju Lithium Operations Pty Ltd 10% / Prodigy Gold 90%

2) Farm-in and Joint Venture Agreement with Newmont Exploration Pty Ltd earning up to an 80% interest in the tenements

3) Farm-in and Joint Venture Agreement with Newmont Exploration Pty Ltd earning up to an 70% interest in the tenements

4) Joint Venture with Prodigy Gold 70% / IGO Limited 30%

5) Joint Venture between Castile Resources Pty Ltd (14%), IGO Limited (26%) and Prodigy Gold (60%)

6) Joint Venture with IGO Limited 70% / Prodigy Gold 30%

7) Joint Venture with Australasian Metals Limited 90% / Prodigy Gold 10%

For personal use only

# DIRECTORS' REPORT

The Directors of Prodigy Gold NL present their report on the consolidated entity (Group), consisting of Prodigy Gold NL and the entities it controlled at the end of, and during, the financial year ended 30 June 2026.

| Director | Role |
|---|---|
| Mr Gerard McMahon | Non-Executive Chairman |
| Mr Mark Edwards | Managing Director |
| Mr Brett Smith | Non-Executive Director – resigned 1 June 2026 |
| Mr Neale Edwards | Non-Executive Director |
| Mr Benjamin Lin | Non-Executive Director - appointed 19 August 2025 |
| Mr Daniel Broughton | Non-Executive Director – appointed 1 June 2026 |

Directors have been in office since the start of the financial year to the date of this report.

For personal use only

## Principal Activities

The principal activities of the Company during the year consisted of exploration and evaluation of mineral resources. There was no significant change in the nature of the Company's activities during the year.

### Dividends

There were no dividends paid or declared during the year (2025: NIL).

### Operating Results

The consolidated loss for the Group after providing for income tax amounted to $4,418,890 (2025: loss of $3,536,612).

### Financial Position

The net assets of the Group have increased by $294,682 from 30 June 2025 to $6,457,073 at 30 June 2026. The increase is mainly due to the Group raising capital during the reporting period.

### Significant Changes in the State of Affairs

There were no significant changes in the state of affairs of the Company. Following the completion of an entitlement offer and a placement in July 2025, APAC Resources Limited's (APAC) holding in the Company changed to 30.66% and Plutus Prospecting Pty Ltd became a substantial holder in the Company, now holding 19.9% on the Company's shares on issue. Exploration continued during the year, however, was disrupted by weather events shortening the field season significantly.

### Matters Subsequent to the End of the Financial Year

Subsequent to the end of the financial year Prodigy Gold released an update on the progress at the Twin Bonanza Project which includes an update on the progress of obtaining certain approvals and the status of those approvals still required for mining to recommence at the Old Pirate mine. This update also included some details on the results of a small-scale ore sorting testwork program that was completed on the Old Pirate mineralisation.

No other matter or circumstance has arisen since 30 June 2026 that has significantly affected or may significantly affect the Group's operations, the results of those operations, or the Group's state of affairs in future financial years.

### Likely Developments

- Advancing priority targets and further development of the Mineral Resources at the Hyperion Deposit as part of the Tanami North Project;
- Continuing obtaining the required approvals to allow the grant of the Hyperion Mineral Lease application;
- Reviewing the exploration potential of the Tanami West Project to better align future exploration activities once access approvals are in place;

- Obtaining all required approvals required to restart mining at the Old Pirate mine as part of the Twin Bonanza Project;
- Advance negotiations with third parties to assist with development opportunities at both Hyperion and Old Pirate;
- Systematic review of all of Prodigy Gold's current land holdings to determine the next steps with either further exploration, divestment or tenement relinquishment; and
- Support joint venture partners to expedite discovery on their projects and assist with our regional understanding of their projects.

### Environmental Regulation

The Group's operations are subject to standard environmental regulation under the laws of the Commonwealth of Australia and the Northern Territory. The Group monitors its compliance with environmental regulations on an ongoing basis. The Directors are not aware of any significant breaches during the period covered by this report.

## Material Business Risks

### Key sensitivities of the Company's Projects

The future success of the Company is primarily dependent on the success of the mineral exploration activities and development study outcomes as well as approvals and permits to enable the Company's existing or future projects to advance.

The projects, together with any other project that the Company may in the future acquire, are subject to the following key sensitivities:

- the identification and exploration of a mineral deposit with sufficient potential to be economically and commercially viable;
- the delineation of sufficient gold reserves so as to result in the viable extraction and processing of gold from the projects;
- metal commodity prices and, in particular the gold price;
- the permits and approvals to enable the exploration for and extraction of minerals from regulators, local authorities and stakeholders;
- mining, processing and other related expenses (such as royalty payments) for the extraction of gold ores being less than the revenue receivable; and
- the capital cost to construct any required processing plant and associated facilities being such that financing for the project is capable of being received.

Whilst the Company believes and is optimistic that it is possible, there is also no guarantee that the Company will be able to obtain all the necessary approvals, permits, licences or consents required to develop the projects or any other project that it may, in the future, acquire.

### Future funding requirements

The Company's capital requirements depend on numerous factors, including the success of its planned exploration programs, the future exploration programs for its projects, the Company's ability to generate income from its operations and possible acquisitions or other corporate opportunities. The Company may require further capital to achieve its objective of transitioning from explorer to producer. If the Company acquires any new project it may need to raise further capital to fund the acquisition or the project once acquired.

For the foreseeable future, it is expected that this funding will be obtained from equity financing. Any equity financing undertaken will dilute existing shareholders.

There is no guarantee that the Company will be able to secure any additional funding or will be able to secure funding on terms that are favourable or acceptable to the Company.

This may require that the Company reduce the scope of its operations or, if necessary, surrender or dispose of some of its

For personal use only

interest in one of more of its projects to a third party.

There is a risk that the Company will not be able to meet the work commitments or satisfy the required licence fees, which may result in one or more of its tenements being forfeited.

Similarly, while debt financing is unlikely to be available to the Company for the foreseeable future, any debt financing, if available, may involve restrictions on financing and operating activities.

If the Company is not able to raise additional future funding in a timely manner through either the issue of additional shares or the disposal of assets, it could have a significant detrimental effect on the financial position and viability of the Company.

### Grant and renewal of permits

The Company's mineral exploration activities are dependent upon the granting and maintenance (including renewal) of the tenements or other tenements in which the Company acquires an interest.

Maintenance of the tenements is dependent on, among other things, the Company's ability to meet the licence conditions imposed by relevant authorities including minimum annual expenditure requirements which, in turn, is dependent on the Company being sufficiently funded to meet those expenditure requirements.

The extent of work performed on each tenement may vary depending upon the results of the exploration program which will determine the prospectivity of the relevant area of interest. There is a risk that if the Company fails to satisfy these minimum expenditure requirements at the time of expiry of the granted tenements, the Company may be required to relinquish part or all its interests in these granted tenements.

### Operational and exploration risk

The business of mineral exploration, development and production, by its nature, involves significant risks. The tenements are at various stages of exploration, and shareholders should understand that mineral exploration and development are high-risk undertakings. There can be no assurance that exploration of the tenements, or any other tenements that may be acquired in the future, will result in the discovery of an economic ore deposit. Even if an apparently viable deposit is identified, there is no guarantee that it can be economically exploited.

The business depends on, amongst other things, successful exploration and identification of mineral reserves, geological conditions, security of tenure, the availability of adequate funding, satisfactory performance of mining operations, limitations on activities due to inclement weather or seasonal weather patterns, availability and cost of consumables and plant and equipment (including drilling rigs and other necessary machinery to undertake exploration, development and production) and skilled labour when required, industrial and environmental accidents, native title process, changing government regulations and many other factors beyond the control of the Company.

### Commodity price fluctuations

It is anticipated that any future revenues derived from mining will primarily be derived from the sale of minerals, and in particular, gold. Consequently, any future earnings are likely to be closely related to the price of precious metals such as gold.

The prices of minerals are influenced by numerous variable factors beyond the control of the Company, including laws and regulations, economic conditions and trading demand and supply. Fluctuations in mineral prices may, positively or negatively, influence the operating and financial performance of projects and businesses in which the Company has an interest or proposes to have an interest.

Even if this is not the case, general sentiment towards one or more minerals may have a significant adverse effect on the price of shares.

### Land access

The Company will be required to negotiate access arrangements and pay compensation to land owners, local authorities, traditional land users and others who may have an interest in the area covered by the tenements. The Company's ability to resolve access and compensation issues will have an impact on the future success and financial performance of the Company's operations.

The effect of present laws in respect of native title that apply in Australia is that mining tenements (including applications for mining tenements) may be affected by native title claims or procedures, which may prevent or delay the granting of

For personal use only

tenements, or affect the ability of the Company to explore and develop the tenements.

In addition, where the relevant part of the tenements is not accessible without crossing land, which is not owned by the Company, the Company may be required to obtain the consent of owners and occupiers of land within the tenements to carry out its planned activities on such land or otherwise pass through such land. Compensation may be required to be paid to the owners and occupiers of land in order for exploration and development activities to be carried out.

Negotiations with land owners, local authorities, traditional land users and others may therefore be required before the Company can access land for exploration or mining activities. Inability to access, or delays experienced in accessing, the land may impact on the Company's activities. Special conditions may also attach to exploration (if permitted) in special locations within the tenements, including those of environmental or heritage significance. There may be delays experienced in negotiating these conditions, and there is a risk that the parties cannot reach agreement and the matter could result in the Company not being able to conduct the exploration or production activities on terms acceptable to the Company (or at all).

Agreements with traditional land owners include that any exploration programs are approved and the underlying land the subject to exploration is cleared by traditional owners via the Central Land Council to protect any sacred and sensitive sites. The timing of such clearances is outside the Company's control and subject to Central Land Council and traditional owner availability.

Access is critical for exploration and development to succeed and the ability to be able to negotiate satisfactory commercial arrangements with land owners, local authorities, traditional land users and occupiers is often essential.

For personal use only

### Native Title risk

Access to land for exploration purposes can be adversely affected by land ownership, including private (freehold) land, pastoral lease and native title land or claims under the *Native Title Act 1993* (Cth) (NTA) (or similar legislation in the jurisdiction where the Company operates). The effect of the NTA is that existing and new tenements held by the Company may be affected by native title claims and procedures.

There is a risk that a determination could be made that native title exists in relation to land the subject of a tenement held or to be held by the Company which may affect the operation of the Company's business and development activities. In the event that it is determined that native title does exist or a native title claim has been registered, the Company may need to comply with procedures under the NTA in order to carry out its operations or to be granted any additional rights required. Such procedures may take considerable time, involve the negotiation of significant agreements, may involve access rights, and require the payment of compensation to those persons holding or claiming native title in the land the subject of a tenement. The involvement in the administration and determination of native title issues may have a material adverse impact on the position of the Company in terms of cash flows, financial performance, business development, and the share price.

### Exploration costs

The exploration costs of the Company are based on certain assumptions with respect to the method and timing of exploration. By their nature, these estimates and assumptions are subject to significant uncertainties and, accordingly, the actual costs may materially differ from these estimates and assumptions. Accordingly, no assurance can be given that the cost estimates and the underlying assumptions will be realised in practice, which may materially and adversely affect the Company's viability.

### Potential acquisitions, divestments and investments

The Company may pursue and assess other new business opportunities in the resource sector in order to realise benefits including complementary revenue streams and future platforms for growth and may seek to divest certain assets no longer considered essential to the Company's operations.

Divestments under current agreements or negotiation may not be able to be completed and the identification, evaluation and negotiation of divestments and other opportunities may require significant time and effort from key management and employees, and may result in disruptions to the business.

These new business opportunities may take the form of direct project acquisitions, investments, joint ventures, farm-ins, acquisition of tenements and permits, and/or direct equity participation. Such transactions (whether completed or not) may require the payment of monies (as a deposit and/or exclusivity fee) after only limited due diligence or prior to the completion of comprehensive due diligence. There can be no guarantee that any proposed acquisition will be completed or be successful. If the proposed acquisition is not completed, monies advanced may not be recoverable, which may have a

material adverse effect on the Company.

If an acquisition is undertaken, the directors will need to reassess at that time, the funding allocated to current projects and new projects, which may result in the Company reallocating funds from other projects and/or raising additional capital (if available). There is also a risk that the Company is unsuccessful in integrating new businesses or assets into its existing operations in a timely manner, or that the new businesses or assets do not result in the benefits anticipated. The Company cannot guarantee that every acquisition or partnership that it makes or enters into will result in favourable outcomes for the business. In addition, the process of integrating new businesses or assets may require significantly more financial and management resources, or time to complete, than originally planned.

### Mineral Resource estimates

Mineral resource estimates are expressions of judgement and are estimates based on knowledge, experience and industry practice. While these estimates may be appropriate when made, they may change significantly when new information or techniques become available.

Estimates are a necessary practice and may change significantly or cease to be accurate when new information or techniques become available through additional fieldwork and analysis. Mineral Resource estimates are, by their nature, imprecise and, to an extent, depend on interpretation, which may result in inaccuracies. Should the Company encounter mineralisation or formations different from those predicted by past drilling, sampling and similar examinations, resource estimates may have to be adjusted and mining plans may have to be altered in a way which could adversely affect the Company's operations. New information, practices or techniques may result in the Company revising any initial estimates of its Mineral Resources or Ore Reserves, which may could adversely affect the Company's operations.

### Joint venture parties, agents and contractors

There is a risk of financial failure or default by a participant in any joint venture to which the Company is, or may in the future become, a party, or the insolvency or managerial failure by any service provider used by the Company for any activity.

Any failure by any of the Company's existing or future joint venture partners could result in the Company being required to expend significant time and monetary resources, for which it may not have made provision, requiring it to raise additional funds and direct its energies and/ or reallocate budgeted expenditure.

### Environmental

The operations and proposed activities of the Company are subject to laws and regulations concerning the environment. As with most exploration projects and mining operations, the Company's activities are expected to have an impact on the environment, particularly if advanced exploration or mine development proceeds.

Mining operations have inherent risks and liabilities associated with safety and damage to the environment and the disposal of waste products occurring as a result of mineral exploration and production. The occurrence of any such safety or environmental incident could delay production or increase production costs. Events, such as unpredictable rainfall or bushfires may impact on the Company's ongoing compliance with environmental legislation, regulations and licences and hamper access to tenements and delay exploration activities. Significant liabilities could be imposed on the Company for damages, clean-up costs or penalties in the event of certain discharges into the environment, environmental damage caused by current, future or previous operations or non-compliance with environmental laws or regulations.

It is the Company's intention to conduct its activities to the highest standard of its environmental obligations, including by complying with all environmental laws and regulations.

### Metallurgy

Metal and/or mineral recoveries are dependent upon metallurgical processes and, by their nature, contain elements of significant risk such as:

- identifying a metallurgical process through test work to produce a saleable metal and/or concentrate;
- developing an economic process route to produce a metal and/or concentrate; and
- changes in the mineralogy of the ore deposit can result in inconsistent metal recovery, affecting the economic viability of the Projects.

For personal use only

For personal use only

### Competition risk

The industry in which the Company will be involved is subject to domestic and global competition. Although the Company will undertake all reasonable due diligence in its business decisions and operations, the Company will have no influence or control over the activities or actions of its competitors, which activities or actions may, positively or negatively, affect the operating and financial performance of the Company's Projects and business.

In particular, the Company's ability to undertake exploration and mining activities is dependent upon its ability to source and acquire appropriate mining equipment and personnel. Equipment and personnel are not always readily available and the market for mining equipment and personnel experiences fluctuations in supply and demand. Increases in worldwide mining activities may create cost pressures for services and skilled personnel in the resources industry, which may affect the ability to purchase or hire equipment, supplies, and services and to recruit skilled personnel in relation to the Projects. In addition, the availability of drilling rigs and other equipment and services is affected by the level and location of drilling activity around the world. An increase in drilling activity in Australia may reduce the availability of equipment and services to the Company. In addition, an increased demand for mineral commodities may significantly increase the demand for many mining and processing inputs, which has resulted in shortages, as well as longer lead times for delivery and increases in pricing, of mining equipment and metallurgical plant, strategic spares and critical consumables. The reduced availability of equipment, services and skilled personnel may delay the planned exploration, development, and production activities at the projects. A shortage of skilled labour in the Australian mining industry could result in the Company having insufficient employees or contractors to operate its business, which could adversely affect the Company's business, results of operations and financial condition.

### Regulatory risks and Government Policy changes

The Company's exploration and development activities are subject to extensive laws and regulations relating to numerous matters including resource licence consents, conditions including environmental compliance and rehabilitation, taxation, employee relations, health and worker safety, waste disposal, protection of the environment, native title and heritage matters, protection of endangered and protected species and other matters. Changes in government policies or legislation may affect ownership of mineral interests, taxation, royalties, land access, labour relations, and mining and exploration activities of the Company.

The Company requires permits from regulatory authorities to authorise the Company's operations. These permits relate to exploration, development, production, and rehabilitation activities. Obtaining necessary permits can be a time consuming process and there is a risk that the Company may not obtain these permits on acceptable terms, in a timely manner, or at all. Any costs or delays associated with obtaining necessary permits and complying with these permits and applicable laws and regulations could materially delay or restrict the Company from proceeding with the development of a Project or the operation or development of a mine. Any failure to comply with applicable laws and regulations or permits, even if inadvertent, could result in material fines, penalties or other liabilities. In extreme cases, failure could result in suspension of the Company's activities or forfeiture of one or more of the Company's tenements.

### Economic and market conditions

General economic conditions, movements in interest and inflation rates and currency exchange rates may have an adverse effect on the Company's ability to fund its operations. Share market conditions may affect the value of the Company's equity securities regardless of the Company's operating performance. Share market conditions are affected by many factors such as:

- general economic outlook;
- commodity prices;
- interest rates and inflation rates;
- changes in investor sentiment toward particular market sectors and commodity types;
- fuel availability and fuel supply policies enforced by the government;
- the demand for, and supply of, capital; and
- terrorism or other hostilities.

The market price of equity securities can fall as well as rise and may be subject to varied and unpredictable influences on the market for securities in general. Neither the Company nor the directors warrant the future performance of the Company

or any return on an investment in the Company.

### Foreign exchange rate risk

The Company's revenue and expenditure will be taken into account in Australian dollars (AUD). The Company's operating and exploration expenses are largely incurred in AUD. Gold is sold throughout the world based principally on a USD price. Therefore, the Company is exposed to fluctuations and volatility in the USD and AUD exchange rates. Movements in these exchange rates may adversely or beneficially affect the Company's results or operations and cash flows.

### Liquidity risk

No assurance can be given of the price at which shares will trade or that they will trade at all. The market price of equity securities can fall, as well as rise, and may be subject to varied and unpredictable influences on the market for equities and, in particular, resources entities. Neither the Company nor the directors provide any warranty as to the future performance of the Company or any return on an investment in the Company.

This may affect the liquidity of trading in the Company's shares, which may result in a lower volume of shares being traded than would otherwise have been the case, potentially making it difficult to realise any return on your investment.

### Reliance on key personnel

The directors are primarily responsible for overseeing the operations and the strategic management of the Company. The day-to-day operations of the Company are the responsibility of the managing director. There can be no assurance that there will be no detrimental impact on the Company if one or more of the directors, particularly the managing director, no longer act as directors of the Company.

### Information technology/privacy

The Company relies heavily on its own computer systems and those of third party service providers to store and manage private and confidential information. A malicious attack on the Company's systems, processes or people from external or internal sources could put the integrity and privacy of the Company's data at risk. If the Company's efforts to combat any malicious attack are unsuccessful or the Company has actual or perceived vulnerabilities, the Company's business reputation and brand name may be harmed, potentially having a material adverse effect on the Company's operations and financial position.

### Insurance

The Company insures its operations in accordance with industry practice. However, in certain circumstances the Company's insurance may not be of a nature or level to provide adequate insurance cover. The occurrence of an event that is not covered or fully covered by insurance could have a material adverse effect on the business, financial condition and results of the Company.

Insurance of all risks associated with mineral exploration and production is not always available and where available the costs can be prohibitive.

### Climate change

There are a number of climate-related factors that may affect the operations and proposed activities of the Company.

Climate change may be said to cause certain physical and environmental risks that cannot be predicted by the Company, including events such as increased severity of weather patterns and incidence of extreme weather events and longer-term physical risks such as shifting climate patterns. These risks said to be associated with climate change may have a direct impact on Company's ability to perform its mining operations, and may significantly change the industry in which the Company operates.

In addition, changing investor sentiment towards climate change, including a view that all mining should be avoided due to its contribution to greenhouse gas emissions (despite the reliance on the various metals by the renewables sector) and, thus, cause investors to cease investing in mining and exploration entities, may have a significant adverse effect on the Company's ability to secure additional funding and other ancillary products and services (including, for example, appropriate insurance at affordable prices).

For personal use only

## INFORMATION ON DIRECTORS

### Mr Gerard McMahon

Status: Independent

Position: Non-Executive Chairman

Qualifications and Experience:

Mr McMahon is qualified as a Barrister in Hong Kong and New South Wales and lived and worked in Hong Kong for over 35 years. Over the past 30 years, he has been a Director of many listed companies in the Asia Pacific region which are involved in the banking, manufacturing, retailing, information technology, medical, telecoms & mining industries. Mr McMahon's past experience includes extensive involvement in Hong Kong's Securities and Futures Commission as Chief Counsel, Member and Executive Director and he has specialised in Hong Kong company law, securities and banking law and takeovers and mergers regulations.

Mr McMahon was a Non-Executive Director of Tanami Gold NL (to 2021) (ASX:TAM), having formerly been Chairman from 2013 to 2018 and he is Non-Executive Director and Chairman of the Audit Committee of Hong Kong listed GDH Guangnan (Holdings) Limited (since 2000).

### Mr Mark Edwards

BSc Hons (Geology), MBA, GAICD, MAIG, FAusIMM

Status: Not independent

Position: Executive Director

Qualifications and Experience:

Mr Edwards is an accredited and experienced geologist with over 25 years' of experience working primarily as a manager/mine geologist responsible for the definition and replacement of resources and reserves on gold projects throughout the Northern Territory, Western Australia and Botswana. Amongst other companies, he worked for Otter Gold Mines, Sons of Gwalia, IAMGOLD, Troy Resources and, most recently as Project Director for Agnico Eagle Mines (formerly Kirkland Lake Gold), with experience at the Tanami Gold Mine and Pine Creek projects in the Northern Territory (NT). Mr Edwards has strong community, business and government ties in the Northern Territory through holding the position of President for Swimming NT, as well as being a NT committee member for the Minerals Council of Australia, which will benefit the Company greatly.

### Mr Brett Smith

BEng Hons (Chem), MBA, MA

Status: Not independent

Position: Non-Executive Director

Qualifications and Experience:

Mr Smith has participated in the development and delivery of a number of mining and mineral processing projects including coal, iron ore, base and precious metals. He has also managed engineering and construction companies in Australia and internationally. Overall, Mr Smith has over 30 years' international experience in the engineering, project development and organisational change management. Mr Smith has served on boards of both private and public mining and exploration companies. He is currently executive director of Hong Kong listed Dragon Mining Limited (Stock Code 1712) (since February 2014), Metals X Limited (ASX: MLX) (board member since December 2019) and Tanami Gold NL (ASX: TAM) (since May 2026 and prior non-executive director since November 2018), and a non-executive director of Nico Resources Limited (ASX: NC1) (since April 2021), Stellar Resources Limited (ASX: SRZ) (since 17 May 2026) and Elementos Limited (ASX: ELT) (January 2020 to May 2023 and again since May 2025) and UK listed First Tin PLC (LSE: 1SN) (since July 2024), as well as non-executive chairman of MGX Resources Limited (ASX: MGX) (since April 2025). Mr Smith was deputy executive Chairman of Hong Kong listed APAC Resources Limited (Stock Code 1104) (May 2016 to November 2023). Mr Smith was a non-executive director of Prodigy Gold until 1 June 2026.

For personal use only

### Mr Neale Edwards

BAppSc AppGeo, BSc Hons, Fellow AIG

Status: Independent

Position: Non-Executive Director

Qualifications and Experience:

Mr Neale Edwards has over 30 years' experience in the mineral exploration and mining industry. Mr Edwards holds a Bachelor of Applied Science in Applied Geology and Bachelor of Science with Honours and is a Fellow of the Australian Institute of Geoscientists. Mr Edwards' experience covers projects ranging from grassroots level through to mine development and mining in major geological provinces in Australia, the Pacific Rim, northern Africa and northern Europe. He was responsible for the discovery of significant gold resources in the Southern Cross Province of Western Australia for Samantha Gold and the identification of project opportunities that resulted in Dragon Mining becoming an established gold producer in the Nordic Region. Mr Edwards is currently Chief Geologist for HKEX listed Dragon Mining Limited (Stock Code 1712) and Non-Executive Director for Tanami Gold NL (ASX: TAM).

### Mr Benjamin Lin

BCMP

Status: Not independent

Position: Non-Executive Director

Qualifications and Experience:

Mr Lin is the Director of the LFD Group of companies, delivering multi-residential and mixed-use projects across Australia. He has over 18 years' experience in development, construction, and corporate finance, and is a licensed builder with specialist expertise in capital transactions, funds management, and corporate structuring. Mr Lin has worked extensively with multi-national capital funds and conglomerates, leading complex transactions and large-scale project delivery. He is experienced in strategic capital allocation, corporate governance, and stakeholder engagement. Mr Lin is currently general manager of Plutus Prospecting Pty Ltd who are a substantial holder of Prodigy Gold.

### Mr Daniel Broughton

GradDipCA, BCom

Status: Not independent

Position: Non-Executive Director

Qualifications and Experience:

Daniel Broughton is a Chartered Accountant, having obtained a Graduate Diploma of Chartered Accounting from the Institute of Chartered Accountants in Australia in July 2010. Mr Broughton has approximately 20 years' experience in the financial operations of listed gold, nickel and tin mining companies with activities in Australia, West Africa and Scandinavia. He is currently Chief Financial Officer of ASX-listed Tanami Gold NL (ASX:TAM), Metals X Limited (ASX:MLX), and Dragon Mining Limited, which is listed on the Main Board of The Stock Exchange of Hong Kong Limited (Stock Code: 1712). Mr Broughton is also a Non-Executive Director of ASX listed Elementos Limited (ASX:ELT).

### Ms Jutta Zimmermann

Dip AQF, Dip IT, GradDipACG, FGIA FCG, MAICD

Position: Company Secretary

Qualifications and Experience:

Ms Zimmermann is an accountant (Australian AQF diploma level) with over 35 years' of Australian and international industry experience encompassing accounting, company secretarial, government and community liaison, business development and corporate administration management. She holds a diploma in information technology (Australian bachelor degree level) and a graduate diploma in applied corporate governance. Ms Zimmermann holds the position of Chief Financial Officer and Company Secretary, is a fellow of the Governance Institute of Australia and Director of Prodigy Gold's subsidiary.

For personal use only

## Directors' Meetings

The Company had no Board committees during the financial year. The number of meetings of the Group's Board of Directors held during the year ended 30 June 2026, and the number of meetings attended by each Director were:

| | Board Meetings | |
|---|---|---|
| Directors | Eligible to Attend | Attended |
| Mr Gerard McMahon | 5 | 5 |
| Mr Mark Edwards | 5 | 5 |
| Mr Brett Smith | 4 | 4 |
| Mr Neale Edwards | 5 | 5 |
| Mr Benjamin Lin | 5 | 5 |
| Mr Daniel Broughton | 1 | 1 |

## Interests in Shares and Share Rights of the Company

At the date of this report, the interests of the Directors in the shares and share rights of the Group were as follows:

| Directors | Fully Paid Ordinary Shares | Unlisted Options |
|---|---|---|
| Mr G McMahon | - | - |
| Mr M Edwards[1] | 924,218 | 571,129 |
| Mr N Edwards | 350,000 | 116,667 |
| Mr B Lin | - | - |
| Mr D Broughton | - | - |

(1) Includes 7,500 shares and 1,667 unlisted options held by a close family member

For personal use only

## REMUNERATION REPORT (AUDITED)

This Remuneration Report outlines the Director's and the Group's key management personnel remuneration arrangements in accordance with the requirements of the *Corporations Act 2001* and its Regulations. For the purposes of this report, key management personnel of the Group are defined as those persons having authority and responsibility for planning, directing and controlling the major activities of the Company and the Group, directly or indirectly, including any Director (whether executive or otherwise) of the Group.

### Remuneration Principles

Remuneration levels are set with the objective of attracting and retaining appropriately qualified and experienced staff. Remuneration packages are structured to recognise, encourage and reward improved performance and business growth, balanced between short-term and long-term goals. Benchmarking is undertaken where considered appropriate to ensure remuneration packages are competitively positioned in the market.

### Non-Executive Director Remuneration

Non-Executive Directors' fees are set by the Board within the maximum aggregate amount of fees approved by shareholders at a general meeting. Non-Executive Directors are not entitled to retirement benefits other than statutory superannuation or other statutory required benefits. The remuneration of Non-Executive Directors is fixed for each individual Director taking into account market rates for comparable companies for time, commitment, responsibilities and accountability.

The available Non-Executive Directors' fees pool is currently $400,000. As at 30 June 2026 the Company utilised $161,560 (2025: $107,040) of the pool.

Performance evaluations of the Board are now undertaken bi-annually with a view to comparing the performance of the Board and Directors against their relevant Charters and their interactions with and performance of management. An internal self-assessment of the Board's performance was last finalised during June 2025.

### Key Management Personnel Remuneration including the Managing Director

The key management personnel remuneration framework has three components and the combination of these comprise the key management personnel's total remuneration:

- Base salary and benefits
- Short-term incentives at the Board's discretion
- Long-term incentives at the Board's discretion

#### *Base Salary and Benefits*

Executive Directors, key management personnel and employees are offered a fixed base salary and benefits. Base salary and benefits are usually reviewed every year to ensure the employee's remuneration is competitive with the market. Employment contracts do not guarantee increases in base salary and benefits. The Executive Directors, key management personnel and employees receive the superannuation guarantee contribution required by the government, which was 12% during the reporting period, and do not receive any other retirement benefits. Other benefits include personal accident (working directors) insurance and other fringe benefits.

#### *Use of Remuneration Consultants*

Due to the size of the Company's operations, the Company has not engaged remuneration consultants to review and measure its remuneration policy and strategy. However, the Board reviews remuneration strategy periodically and, if required, will engage remuneration consultants in the future to assist with this process.

For personal use only

*Short-Term Incentives*

The objective of short-term incentives is to align the interests of Executive Directors, key management personnel and employees with those of the shareholders through the payment of short-term incentives linked to pre-agreed targets. The targets include, where appropriate meeting budget forecasts, occupational health and safety measures, relationship management, exploration success, staff retention, compliance and formulating company strategies. Short-term incentives are designed to incentivise and reward individual contribution to achieving overall performance. No discretionary short-term incentive cash bonuses have been granted during the year, or the preceding nine years.

*Long-Term Incentives*

All long-term and equity incentives must be linked to predetermined performance and/or continuity criteria. Long-term incentives are designed to align Executive Directors, key management personnel and employee's interest with the Company's longer term objectives of growth in market capitalisation, earnings per share, share performance compared to peer companies, exploration and strategic success. The Board may exercise its discretion in relation to approving incentives, including equity participation. The policy is designed to attract high calibre key management personnel and reward them for performance. Key management personnel are also entitled to participate in employee share or option arrangements. No discretionary long-term incentive cash bonuses or options have been granted during the year.

For personal use only

## Performance Evaluation

There was no performance based cash remuneration paid during the year but the Company may in future grant, as part of each Executive Director and key management personnel's remuneration package, a performance-based component, consisting of cash bonuses and/or incentives, including equity participation, linked to the achievement of key performance indicators (KPIs) and taking into account experience, qualifications and length of service. No performance based cash remuneration has been granted during the year, or the preceding nine years.

## Company Performance

The following table shows the gross revenue and interest, losses and dividends for the last five years for the listed entity, as well as the share price at the end of the respective financial years.

| | 2022 restated | 2023 restated | 2024 restated | 2025 restated | 2026 |
|---|---|---|---|---|---|
| Revenue and interest | 17,535 | 240,297 | 243,028 | 197,968 | 287,213 |
| Net loss | 7,620,360 | 5,218,298 | 10,124,651 | 3,536,612 | 4,418,890 |
| Share price at year-end on a post consolidation basis[1)] | 0.26 | 0.16 | 0.06 | 0.04 | 0.06 |
| Dividend paid | - | - | - | - | - |
| Loss per share (cents) on a post consolidation basis[1)] | (26.20) | (7.40) | (11.00) | (2.40) | (1.35) |

1) Share prices and loss per share are on a post consolidation basis following a 20 for 1 share consolidation undertaken during the reporting period.

## Key Management Personnel

The following persons were key management personnel of the Group during the financial year:

| Key Management Personnel | Position | Commencement of Position | Position Ceased |
|---|---|---|---|
| Mr G McMahon | Non-Executive Chairman | 29 November 2021 | |
| Mr M Edwards | Managing Director | 1 May 2022 | |
| Mr B Smith | Executive Director | 9 May 2016 | 1 June 2026 |
| Mr N Edwards | Non-Executive Director | 29 November 2021 | |
| Mr B Lin | Non-Executive Director | 19 August 2025 | |
| Mr D Broughton | Non-Executive Director | 1 June 2026 | |
| Ms J Zimmermann | CFO / Company Secretary | 1 June 2005 | |

## Details of Remuneration

Details of compensation for key management personnel ("KMP") and Directors of the Group are set out below:

| 2026 | Short-Term Employee Benefits | | | Post-Employment Superannuation $ | Long-Term Benefits Long Service Leave [2] $ | Share-based Payments Options $ | Termination Benefits $ | Total $ | Proportion of Remuneration that is at Risk |
|---|---|---|---|---|---|---|---|---|---|
| | Cash Salary and Fees $ | Cash Bonus $ | Annual Leave [1] $ | | | | | | |
| **Directors** | | | | | | | | | |
| Mr G McMahon | 59,000 | - | - | 7,080 | - | - | - | 66,080 | 0% |
| Mr M Edwards | 325,000 | - | 6,875 | 30,000 | 5,200 | - | - | 367,075 | 0% |
| Mr B Smith[3] | 27,000 | - | - | 3,240 | - | - | - | 30,240 | 0% |
| Mr N Edwards | 29,500 | - | - | 3,540 | - | - | - | 33,040 | 0% |
| Mr B Lin[4] | 26,250 | - | - | 3,150 | - | - | - | 29,400 | 0% |
| Mr D Broughton[5] | 2,500 | - | - | 300 | - | - | - | 2,800 | 0% |
| **Total Directors** | 469,250 | - | 6,875 | 47,310 | 5,200 | - | - | 528,635 | |
| **Other KMP** | | | | | | | | | |
| Jutta Zimmermann | 220,000 | - | 12,227 | 26,400 | 3,523 | - | - | 262,150 | 0% |
| **Total Other** | 220,000 | - | 12,227 | 26,400 | 3,523 | - | - | 262,150 | |
| **Total** | 689,250 | - | 19,102 | 73,710 | 8,723 | - | - | 790,785 | |

1) Annual leave relates to movements in annual leave provisions during the year.

2) Long service leave relates to movements in long service leave provisions during the year.

3) Mr Smith's employment ceased on 1 June 2026.

4) Mr Lin commenced his position on 19 August 2025.

5) Mr Broughton commenced his position on 1 June 2026.

| 2025 | Short-Term Employee Benefits | | | Post-Employment Superannuation $ | Long-Term Benefits Long Service Leave [2] $ | Share-based Payments Options $ | Termination Benefits $ | Total $ | Proportion of Remuneration that is at Risk |
|---|---|---|---|---|---|---|---|---|---|
| | Cash Salary and Fees $ | Cash Bonus $ | Annual Leave [1] $ | | | | | | |
| **Directors** | | | | | | | | | |
| Mr G McMahon | 48,000 | - | - | 5,520 | - | - | - | 53,520 | 0% |
| Mr M Edwards | 325,000 | - | 6,563 | 30,000 | 5,200 | - | - | 366,763 | 0% |
| Mr B Smith | 24,000 | - | - | 2,760 | - | - | - | 26,760 | 0% |
| Mr N Edwards | 24,000 | - | - | 2,760 | - | - | - | 26,760 | 0% |
| **Total Directors** | 421,000 | - | 6,563 | 41,040 | 5,200 | - | - | 473,803 | |
| **Other KMP** | | | | | | | | | |
| Jutta Zimmermann | 220,000 | - | (3,762) | 25,300 | 3,523 | - | - | 245,061 | 0% |
| **Total Other** | 220,000 | - | (3,762) | 25,300 | 3,523 | - | - | 245,061 | |
| **Total** | 641,000 | - | 2,801 | 66,340 | 8,723 | - | - | 718,864 | |

1) Annual leave relates to movements in annual leave provisions during the year.

2) Long service leave relates to movements in long service leave provisions during the year.

For personal use only

## Employment Contracts of Directors and Other Key Management Personnel

Remuneration and other terms of engagement for Non-Executive Directors are formalised in service agreements. The agreement summarises the Board policies and terms, including compensation relevant to the office of Director.

The employment contracts of Executive Directors and Other KMP stipulate a range of one to six month resignation notification periods. The Company may terminate an employment contract without cause by providing a range of one to three-month written notice or making payment in lieu of notice based on the individual's annual salary component. In the instance of serious misconduct the Company can terminate employment at any time. Other material provisions of the agreements relating to remuneration are set out below.

### *Non-Executive Directors*

The base fee for the Non-Executive Chairman was initially $48,000 plus superannuation per year and then, following the completion of the capital raising, increased back to $60,000 plus superannuation from August 2025. The base fee for non-executive Directors was initially $24,000 plus superannuation per year and then, following the completion of the capital raising, increased back to $30,000 plus superannuation from August 2025.

### *Mr M Edwards, Managing Director*

- Term of agreement – original contract expired on 1 May 2026 and was subsequently changed to an on-going contract ending on the date of termination;
- Base salary, exclusive of superannuation (capped at concessional contribution cap), $325,000 per year;
- Options may be issued at the discretion of the Directors;
- Payment of a termination benefit on early termination by the Company, other than for gross misconduct, equals 3 month salary, or for termination without reason 6 months' salary;
- Notice period varies between no notice if mutually agreed and one month notice by the executive without reason or three month notice by the Company without reason.

### *Ms J Zimmermann, CFO and Company Secretary*

- Term of agreement – 2 year contract commencing 1 July 2012, contract extended automatically;
- Base salary, exclusive of superannuation, $220,000 per year;
- Options may be issued at the discretion of the Directors;
- Payment of a termination benefit on early termination by the Company, other than for gross misconduct, equals 6 month salary and, in the event of a takeover, equals 9 month salary;
- Notice period varies between no notice if mutually agreed and three month notice by the Company and 4 month notice by the executive without reason.

## Additional Disclosure Relating to Key Management Personnel

### *Share-Based Payments*

Fair values at grant date are independently determined using a Black-Scholes option pricing model for non-market conditions that takes into account the exercise price, the term of the option, the impact of dilution, the share price at grant date and expected price volatility of the underlying share, the expected dividend yield and the risk-free interest rate for the term of the option.

### *Options issue to KMP's during the Reporting Period*

No Options were issued to KMP's during the reporting period.

For personal use only

### *Shareholding*

No shares were issued by the Company to KMP as remuneration during the financial year. Details of shares held directly, indirectly or beneficially by Directors and KMP and their related parties are as follows:

| Name | Balance at the Start of the Year | Received as Part of Remuneration | Additions | Disposals / Exercise of Options | Share Consolidation | Balance at the End of the Year |
|---|---|---|---|---|---|---|
| Mr G McMahon | - | - | - | - | - | - |
| Mr M Edwards | 12,650,501 | - | 5,833,834 | - | (17,560,117) | 924,218 |
| Mr B Smith[1)] | 1,982,142 | - | 5,418,142 | - | (6,697,769) | 702,515 |
| Mr N Edwards | 3,500,000 | - | 3,500,000 | - | (6,650,000) | 350,000 |
| Mr B Lin[2)] | - | - | - | - | - | - |
| Mr D Broughton[3)] | - | - | - | - | - | - |
| Ms J Zimmermann | 5,951,145 | - | 15,000,000 | (45,000) | (19,860,837) | 1,045,308 |
| | 24,083,788 | - | 29,751,976 | (45,000) | (50,768,723) | 3,022,041 |

1) Mr Smith's employment ceased on 1 June 2026.

2) Mr Lin is a nominee of Plutus Prospection Pty Ltd who are a substantial shareholder of Prodigy Gold.

3) Mr Broughton is a nominee of APAC Resources Limited who are a substantial shareholder of Prodigy Gold.

### *Option Holding*

Directors and other KMP of the Group, including their personally related parties, hold options over ordinary shares in the Company.

| Name | Balance at the Start of the Year | Received as Part of Remuneration | Disposals / Expiry of Options | Share Consolidation | Balance at the End of the Year | Vested at the End of the Year |
|---|---|---|---|---|---|---|
| Mr G McMahon | - | - | - | - | - | - |
| Mr M Edwards | 11,422,556 | - | - | (10,851,427) | 571,129 | 571,129 |
| Mr B Smith | 1,500,000 | - | (75,000) | (1,425,000) | - | - |
| Mr N Edwards | 2,333,333 | - | - | (2,216,666) | 116,667 | 116,667 |
| Mr B Lin | - | - | - | - | - | - |
| Mr D Broughton | - | - | - | - | - | - |
| Ms J Zimmermann | 2,166,666 | - | - | (2,058,332) | 108,334 | 108,334 |
| | 17,422,555 | - | (75,000) | (16,551,425) | 796,130 | 796,130 |

### *Loans to Directors and Other Key Management Personnel*

No loans to Directors and other key management personnel of the Group were provided in 2026 (2025: NIL).

### *Other Transactions with Directors and Other Key Management Personnel*

The terms and conditions of transactions with Directors, other key management personnel and their related parties and entities were no more favourable than those available, or which might reasonably be expected to be available, on similar transactions with non-Director related parties and entities on an arm's length basis.

This concludes the Remuneration Report, which has been audited.

For personal use only

### Insurance of Officers and Indemnities

During the financial year, the Company paid an insurance premium in respect of a contract insuring the Directors and executive officers of the Company and its related entities against a liability incurred as such a Director or executive officer to the extent permitted by the Corporations Law. The contract of insurance prohibits disclosure of the nature of the liability and the amount of the premium.

The Company has not otherwise, during or since the end of the financial year, indemnified or agreed to indemnify an officer of the Company or any of its related entities against a liability incurred by such an officer.

### Proceeding on Behalf of the Company

No person has applied to the Court under Section 237 of the *Corporations Act 2001* for leave to bring proceedings on behalf of the Company, or to intervene in any proceedings to which the Company is a party, for the purpose of taking responsibility on behalf of the Company for all or part of those proceedings.

No proceedings have been brought or intervened in on behalf of the Company with leave of the Court under Section 237 of the *Corporations Act 2001*.

### Non-Audit Services

The Company may decide to employ the auditor on assignments additional to their statutory audit duties where the auditor's expertise and experience with the Company and/or the Group are important.

The Directors are satisfied that the provision of non-audit services, during the year, by the auditor (or by another person or firm on behalf of the auditor), is compatible with the general standard of independence for auditors imposed by the *Corporations Act 2001*. Payments for non-audit services were $33,714 (2025: $13,030) and are detailed in Note 14.

The Directors are satisfied that the provision of non-audit services by the auditor, as set out above, did not compromise the auditor independence requirements of *the Corporations Act 2001* for the following reasons:

- all non-audit services have been reviewed by the Board to ensure they do not impact the impartiality and objectivity of the auditor; and
- none of the services undermine the general principles relating to auditor independence as set out in APES 110 *Code of Ethics for Professional Accountants*.

## Auditor's Independence Declaration

A copy of the auditor's independence declaration as required under Section 307C of the *Corporations Act 2001* is set out on page 55.

### Auditor

BDO Audit Pty Ltd continues in office in accordance with section 327 and the *Corporation Act 2001*.

This report is made in accordance with a resolution of Directors, pursuant to section 298(2)(a) of the *Corporations Act 2001*.

On behalf of the Directors

MARK EDWARDS

Managing Director

Dated this 20th day of August 2026

Darwin, Northern Territory

For personal use only

# CORPORATE GOVERNANCE STATEMENT

In February 2019, the ASX Corporate Governance Council released a fourth edition of the ASX Corporate Governance Council's Principles and Recommendations (ASX Principles) which took effect for an entity's first full financial year commencing on or after 1 January 2021. The Company has undergone a full review of its corporate governance policies during the financial year ended 30 June 2021 and amended its disclosures in compliance with the new ASX Principles effective 1 July 2021. A review has been undertaken during June 2025 and will now be undertaken bi-annually with the next review due in June 2027.

The Group's Corporate Governance Statement for the year ended 30 June 2026 (which reports against these ASX Principles) may be accessed from the Company's website at www.prodigygold.com.au/about-prodigy-gold/corporate-governance.

The Group's ESG (Environmental Social Governance) Statement for the year ended 30 June 2026 may also be accessed from the Company's website at www.prodigygold.com.au/about-prodigy-gold/corporate-governance.

For personal use only

# AUDITOR'S INDEPENDENCE DECLARATION

Tel: +61 8 6382 4600
Fax: +61 8 6382 4601
**www.bdo.com.au**

Level 9, Mia Yellagonga Tower 2
5 Spring Street
Perth, WA 6000
PO Box 700 West Perth WA 6872
Australia

**DECLARATION OF INDEPENDENCE BY JACKSON WHEELER TO THE DIRECTORS OF PRODIGY GOLD NL**

As lead auditor of Prodigy Gold NL for the year ended 30 June 2026 I declare that, to the best of my knowledge and belief, there have been:

1. No contraventions of the auditor independence requirements of the *Corporations Act 2001* in relation to the audit; and
2. No contraventions of any applicable code of professional conduct in relation to the audit.

This declaration is in respect of Prodigy Gold NL and the entity it controlled during the period.

**Jackson Wheeler**

**Director**

**BDO Audit Pty Ltd**

Perth

20 August 2026

For personal use only

BDO Audit Pty Ltd ABN 33 134 022 870 is a member of a national association of independent entities which are all members of BDO International Ltd, a UK company limited by guarantee, and form part of the international BDO network of independent member firms. Liability limited by a scheme approved under Professional Standards Legislation.

# ANNUAL FINANCIAL REPORT

The financial statements of Prodigy Gold NL for the year ended 30 June 2026 were authorised for issue in accordance with a resolution of the Directors on 20 August 2026 and cover the consolidated entity consisting of Prodigy Gold NL and its subsidiaries as required by the *Corporations Act 2001*. Limited financial information for Prodigy Gold NL as an individual entity is included in Note 20.

The financial statements are presented in Australian currency.

Prodigy Gold NL is a company limited by shares, incorporated and domiciled in Australia whose shares are publicly traded on the Australian Securities Exchange.

The address of the registered office and principal place of business is:

Prodigy Gold NL
Level 1, 67 Smith Street
DARWIN NT 0800

A description of the nature of the Group's operations and its principal activities is included in the review of operations and activities on pages 5 to 35 and in the Directors' Report on pages 38 to 53, both of which are not part of this financial statement.

Through the use of the internet, we have ensured that our corporate reporting is timely and complete. All press releases, financial reports and other information are available on our website: www.prodigygold.com.au

For personal use only

## CONTENTS


| | |
|---|---|
| Financial Report | 56 |
| Consolidated Statement of Profit or Loss and Other Comprehensive Income | 58 |
| Consolidated Statement of Financial Position | 59 |
| Consolidated Statement of Cash Flows | 60 |
| Consolidated Statement of Changes in Equity | 61 |
| Notes to the Consolidated Financial Statements | 62 |
| Directors' Declaration | 79 |
| Independent Auditor's Report to the Members | 80 |
| Additional Information for Public Listed Companies | 84 |


For personal use only

# CONSOLIDATED STATEMENT OF PROFIT OR LOSS AND OTHER COMPREHENSIVE INCOME

FOR THE YEAR ENDED 30 JUNE 2026

| | Notes | Consolidated 2026 $ | Consolidated 2025 $ |
|---|---|---|---|
| Interest | | 287,213 | 197,968 |
| Other income | | 146,326 | 101,200 |
| Administrative expenses | | | |
| Employee and Directors benefits expenses | 3 | (619,886) | (595,087) |
| Depreciation | 3 | (6,173) | (4,163) |
| Other expenses | | (475,309) | (398,929) |
| Exploration expenses | 3 | (3,751,061) | (2,711,814) |
| Impairment of capitalised exploration and evaluation expenditure | 8 | - | (125,787) |
| **Loss before income tax expense** | | (4,418,890) | (3,536,612) |
| Income tax expense | 4(a) | - | - |
| **Loss for the year** | | (4,418,890) | (3,536,612) |
| **Loss attributable to members of Prodigy Gold NL** | | (4,418,890) | (3,536,612) |
| Other comprehensive income | | - | - |
| **Total other comprehensive income for the year** | | - | - |
| **Total comprehensive loss for the year** | | (4,418,890) | (3,536,612) |
| **Total comprehensive loss for the year attributable to members of Prodigy Gold NL** | | (4,418,890) | (3,536,612) |
| **Basic and diluted loss per share attributable to the ordinary equity holders of the Company** | | | |
| Basic loss per share (cents per share) on a post consolidation basis | 19 | (1.35) | (2.40) |

The above Consolidated Statement of Profit or Loss and Other Comprehensive Income should be read in conjunction with the accompanying notes.

For personal use only

# CONSOLIDATED STATEMENT OF FINANCIAL POSITION

AS AT 30 JUNE 2026

| | Notes | Consolidated 2026 $ | 2025 $ |
|---|---|---|---|
| ASSETS | | | |
| CURRENT ASSETS | | | |
| Cash and cash equivalents | 5 | 3,060,956 | 1,198,483 |
| Other receivables | | 95,059 | 2,400,475 |
| Inventories | | 50,698 | 16,295 |
| Other current assets | | 173,244 | 124,493 |
| TOTAL CURRENT ASSETS | | 3,379,957 | 3,739,746 |
| NON-CURRENT ASSETS | | | |
| Term deposits | 6 | 2,514,859 | 2,468,141 |
| Property, plant and equipment | 7 | 519,107 | 419,422 |
| Exploration and evaluation expenditure | 8 | 2,197,362 | 2,197,362 |
| TOTAL NON-CURRENT ASSETS | | 5,231,328 | 5,084,925 |
| TOTAL ASSETS | | 8,611,285 | 8,824,671 |
| LIABILITIES | | | |
| CURRENT LIABILITIES | | | |
| Trade and other payables | 9 | 288,908 | 902,679 |
| Employee benefits | 10 | 286,522 | 236,776 |
| TOTAL CURRENT LIABILITIES | | 575,430 | 1,139,455 |
| NON-CURRENT LIABILITIES | | | |
| Employee benefits | 10 | 20,005 | - |
| Provisions | 10 | 1,558,777 | 1,522,825 |
| TOTAL NON-CURRENT LIABILITIES | | 1,578,782 | 1,522,825 |
| TOTAL LIABILITIES | | 2,154,212 | 2,662,280 |
| NET ASSETS | | 6,457,073 | 6,162,391 |
| EQUITY | | | |
| Contributed equity | 11(a) | 208,121,555 | 201,130,163 |
| Shares to be issued | 11(b) | - | 2,277,821 |
| Reserves | 12(a) | 1,855,403 | 1,912,480 |
| Accumulated losses | | (203,519,885) | (199,158,073) |
| TOTAL EQUITY | | 6,457,073 | 6,162,391 |

The above Consolidated Statement of Financial Position should be read in conjunction with the accompanying notes.

For personal use only

# CONSOLIDATED STATEMENT OF CASH FLOWS

FOR THE YEAR ENDED 30 JUNE 2026

| | Notes | Consolidated 2026 $ | 2025 $ |
|---|---|---|---|
| CASH FLOWS FROM OPERATING ACTIVITIES | | | |
| Payments to suppliers and employees | | (1,091,384) | (943,746) |
| Interest received | | 295,134 | 203,984 |
| Government Grants | | 87,308 | - |
| Payments for exploration | | (4,193,334) | (2,456,272) |
| Net cash (outflow) from operating activities | 18 | (4,902,276) | (3,196,034) |
| CASH FLOWS FROM INVESTING ACTIVITIES | | | |
| Purchase of property, plant and equipment | | (198,914) | - |
| Proceeds from sale of exploration interests | | - | 100,000 |
| Net cash (outflow) from investing activities | | (198,914) | 100,000 |
| CASH FLOWS FROM FINANCING ACTIVITIES | | | |
| Refund of security deposits (cash-back) | | 35,086 | 21,472 |
| Payments for security deposits | | (81,804) | - |
| Proceeds from issue of shares | | 7,133,615 | 2,114,563 |
| Share issue costs | | (123,235) | (181,378) |
| Net cash inflow from financing activities | | 6,963,662 | 1,954,657 |
| Net (decrease)/increase in cash and cash equivalents | | 1,862,472 | (1,141,377) |
| Cash and cash equivalents at beginning of year | | 1,198,484 | 2,339,860 |
| Cash and cash equivalents at end of year | 5 | 3,060,956 | 1,198,483 |

The above Consolidated Statement of Cash Flows should be read in conjunction with the accompanying notes.

For personal use only

# CONSOLIDATED STATEMENT OF CHANGES IN EQUITY

FOR THE YEAR ENDED 30 JUNE 2026

| | Notes | Contributed Equity $ | Shares to be Issued $ | Share-based Payment Reserve $ | Accumulated Losses $ | Total $ |
|---|---|---|---|---|---|---|
| Balance at 1 July 2024 | | 199,163,094 | - | 1,917,013 | (195,625,994) | 5,454,113 |
| Comprehensive income for the year | | | | | | |
| Loss for the year | | - | - | - | (3,536,612) | (3,536,612) |
| Other comprehensive income | | - | - | - | - | - |
| Total comprehensive loss for the year | | - | - | - | (3,536,612) | (3,536,612) |
| Transaction with owners in their capacity as owners: | | | | | | |
| Shares issued | 11(a) | 2,114,562 | - | - | - | 2,114,563 |
| Shares to be issued | 11(b) | | 2,360,285 | | | 2,360,285 |
| Transaction costs | 11(a,b) | (147,494) | (82,464) | - | - | (229,958) |
| Share-based payments transfer | 12(a) | - | - | (4,533) | 4,533 | - |
| Total transactions with owners | | 1,967,068 | 2,277,821 | (4,533) | 4,533 | 4,244,890 |
| Balance at 30 June 2025 | | 201,130,162 | 2,277,821 | 1,912,480 | (199,158,073) | 6,162,391 |
| Comprehensive income for the year | | | | | | |
| Loss for the year | | - | - | - | (4,418,890) | (4,418,890) |
| Other comprehensive income | | - | - | - | - | - |
| Total comprehensive loss for the year | | - | - | - | (4,418,890) | (4,418,890) |
| Transaction with owners in their capacity as owners: | | | | | | |
| Shares issued | 11(a,b) | 7,133,615 | (2,360,285) | - | - | 4,773,330 |
| Transaction costs | 11(a,b) | (142,222) | 82,464 | - | - | (59,758) |
| Share-based payments transfer | 12(a) | - | - | (57,077) | 57,077 | - |
| Total transactions with owners | | 6,991,393 | (2,277,821) | (57,077) | 57,077 | 4,713,572 |
| Balance at 30 June 2026 | | 208,121,555 | - | 1,855,403 | (203,519,886) | 6,457,073 |

The above Consolidated Statement of Changes in Equity should be read in conjunction with the accompanying notes.

For personal use only

## CONTENTS OF THE NOTES TO THE CONSOLIDATED FINANCIAL STATEMENTS

| | | Page |
|---|---|---|
| 1. | Summary of Material Accounting Policies | 63 |
| 2. | Segment Information | 64 |
| 3. | Expenses | 64 |
| 4. | Income Tax Expense | 65 |
| 5. | Cash and Cash Equivalents | 66 |
| 6. | Term Deposits and Other Receivables | 66 |
| 7. | Property, Plant and Equipment | 67 |
| 8. | Exploration, Evaluation and Development Expenditure | 68 |
| 9. | Trade and Other Payables | 68 |
| 10. | Provisions | 69 |
| 11. | Contributed Equity | 70 |
| 12. | Reserves | 71 |
| 13. | Financial Risk Management | 71 |
| 14. | Auditor’s Remuneration | 74 |
| 15. | Contingencies | 74 |
| 16. | Related Party Transactions | 74 |
| 17. | Subsequent Events | 75 |
| 18. | Cash Flow Information | 75 |
| 19. | Loss per Share | 76 |
| 20. | Parent Entity Information | 76 |
| 21. | Subsidiaries | 77 |
| 22. | Company Details | 77 |

For personal use only

For personal use only

## NOTE 1: SUMMARY OF MATERIAL ACCOUNTING POLICIES - not reported elsewhere

### (a) Basis of Preparation

These general purpose financial statements have been prepared in accordance with Australian Accounting Standards, other authoritative pronouncements of the Australian Accounting Standards Board, Australian Accounting Interpretations and the *Corporations Act 2001*. Prodigy Gold NL is a for-profit entity domiciled in Australia for the purpose of preparing the financial statements. The material accounting policies not reported elsewhere and adopted in the preparation of these consolidated financial statements are set out below. These policies have been consistently applied to all the years presented, unless otherwise stated.

#### *Compliance with AASB*

The financial statement of Prodigy Gold NL also complies with Australian Accounting Standards (AASB) as issued by the Australian Accounting Standards Board (AASB).

#### *Rounding off of amounts*

The Company is of a kind referred to in ASIC Corporations (Rounding in Financial/Directors' Reports) Instrument 2026/183, issued by the Australian Securities and Investments Commission, relating to 'rounding-off'. Amounts in this report have been rounded off in accordance with that Corporations Instrument to the nearest dollar.

#### *Critical accounting estimates*

The preparation of financial statements in conformity with International Financial Reporting Standards as adopted in Australia requires the use of certain critical accounting estimates. It also requires management to exercise its judgement in the process of applying the economic entity's accounting policies. Refer to Note 7 (Property, Plant and Equipment) Note 8 (Exploration and Evaluation Expenditure) and Note 10 (Provisions).

#### *Financial statement presentation*

In accordance to the *Corporations Act 2001*, there are no separate financial statements for Prodigy Gold NL as an individual entity presented. However, limited financial information for Prodigy Gold NL as an individual entity is included in Note 20.

#### *Going concern*

This report has been prepared on the going concern basis, which contemplates the continuity of normal business activity and the realisation of assets and settlement of liabilities in the normal course of business.

The Company incurred a loss after tax of $4,418,890 (2025: $3,536,612) and experienced net cash outflows from operating activities of $4,902,276 (2025: $3,196,034).

The ability of the group to continue as a going concern is dependent on the Group being able to raise additional funds as required to meet ongoing and budgeted exploration commitments and for working capital. These conditions indicate a material uncertainty that may cast significant doubt about the Group's ability to continue as a going concern and, therefore, it may be unable to realise its assets and discharge its liabilities in the normal course of business. The Directors believe that they will be able to raise additional capital as required and are in the process of evaluating the Group's cash requirements. The Directors believe that the Group will continue as a going concern.

Should the Group be unable to continue as a going concern, it may be required to realise its assets and discharge its liabilities other than in the ordinary course of business, and at amounts that differ from those stated in the financial statements. The financial report does not include any adjustments relating to the recoverability and classification of recorded asset amounts or liabilities that might be necessary should the entity not continue as a going concern.

### (b) New accounting standards and interpretations

The Group has adopted all of the new or amended Accounting Standards and Interpretations issues by the Accounting Standards Board (AASB) that are mandatory for the current reporting period. The Group has not elected to early adopt any new standards or amendments during the current financial year.

## NOTE 1: SUMMARY OF MATERIAL ACCOUNTING POLICIES - not reported elsewhere cont'd

### *AASB 18*

When this standard is first adopted on 1 July 2028, subtotals in the Statement of Profit or Loss and Other Comprehensive for the year ended 30 June 2027 may differ, including restated comparatives for the year ended 30 June 2027. However, there will be no change to net profit or loss after taxation in either period. There may also be changes in the way interest and dividend cash inflows and outflows are presented in the Statement of Cash Flows, which may impact the subtotals for cash generated or utilised from operating activities, investing activities and financing activities.

Lastly, additional information will be disclosed in the notes to the financial statements if the entity uses management-defined performance measures in public communications outside the financial statements to communicate management's view of aspects of the entity's financial performance.

### *AASB 2024-2*

The entity currently settles its financial liabilities using electronic payment systems and derecognises the liability when payment instructions have been initiated with the relevant banks. Electronic payment systems used do not meet the criteria for deemed discharge before the settlement date. When these amendments are first adopted, comparatives will therefore be restated to reflect settlement of liabilities on the later settlement date. This will result in cash balances and financial liabilities increasing on 1 July 2026 by $Nil and an equivalent increase in cash outflows from operating activities for the comparative year ending 30 June 2027.

## NOTE 2: SEGMENT INFORMATION

The full Board of Directors, who are the chief operating decision makers, identified one operating segment reportable as exploration for the Group.

## NOTE 3: EXPENSES

| | Consolidated | |
|---|---|---|
| | 2026 | 2025 |
| | $ | $ |
| Employee and Directors' benefits expense | 1,433,867 | 1,185,579 |
| Less: Amounts included in exploration expenses | (813,981) | (590,492) |
| | 619,886 | 595,087 |
| Depreciation expense | 99,229 | 92,427 |
| Less: Amounts included in exploration expenses | (93,056) | (88,264) |
| | 6,173 | 4,163 |
| Allowance for expected credit loss | - | 163 |
| Less: Amounts included in exploration expenses | - | (163) |
| | - | - |
| Exploration expenses: | | |
| Employee benefit expense | 813,981 | 590,492 |
| Depreciation expense | 93,056 | 88,264 |
| Allowance for expected credit loss | - | 163 |
| Other exploration expenses | 2,844,024 | 2,032,895 |
| | 3,751,061 | 2,711,814 |

For personal use only

## NOTE 4: INCOME TAX EXPENSE

| | | Consolidated | |
|---|---|---|---|
| | | 2026 | 2025 |
| | | $ | $ |
| a) | Income tax expense | | |
| | Current tax | - | - |
| | Deferred tax | - | - |
| | | - | - |
| b) | Reconciliation of income tax expense to prima facie tax payable | | |
| | Loss from continuing operations before income tax expense | (4,418,890) | (3,536,612) |
| | Tax at the Australian tax rate of 25% (2025: 25%) | (1,104,722) | (884,153) |
| | Tax effect of amounts which are not deductible (taxable) in calculating taxable income: | | |
| | Non-assessable income | - | - |
| | Share-based payments | - | - |
| | Other permanent differences | 319 | 294 |
| | Adjustment in respect of prior year | 31,153 | 66,593 |
| | | (1,073,250) | (817,265) |
| | Deferred tax assets not brought to account | 1,073,250 | 817,265 |
| | Income tax expense | - | - |
| | The applicable weighted average effective tax rates | 0% | 0% |

The Group made an election to form a tax-consolidated group from 1 July 2003. As a consequence, the transactions between the member entities will be ignored.

| | | | |
|---|---|---|---|
| c) | Deferred tax liability | | |
| | Exploration and evaluation expenditure | 533,884 | 529,468 |
| | Temporary difference | 55,986 | 35,197 |
| | | 589,870 | 564,665 |
| | Off-set of deferred tax assets | (589,870) | (564,665) |
| | Net deferred tax liability recognised | - | - |
| d) | Unrecognised deferred tax assets arising on timing | | |
| | Tax losses | 43,630,348 | 42,518,560 |
| | Temporary differences | 1,768,363 | 1,827,624 |
| | Expenses taken into equity | 157,034 | 137,787 |
| | | 45,555,745 | 44,483,971 |
| | Off-set of deferred tax liabilities | (589,870) | (564,665) |
| | Net deferred tax assets not brought to account | 44,965,875 | 43,919,306 |

No deferred tax assets have been recognised as it is not probable that future tax profits will be available to offset these balances.

For personal use only

## NOTE 4: INCOME TAX EXPENSE cont'd

### Material Accounting Policy

*Tax consolidation legislation*

Prodigy Gold NL and its wholly-owned Australian controlled entities have implemented the tax consolidation legislation. The Parent Entity, Prodigy Gold NL, and the controlled entities in the tax consolidated group account for their own current and deferred tax amounts. These tax amounts are measured as if each entity in the tax consolidated group continues to be a stand-alone taxpayer in its own right.

## NOTE 5: CASH AND CASH EQUIVALENTS

| | Consolidated | |
|---|---|---|
| | 2026 | 2025 |
| | $ | $ |
| Cash at bank and in hand | 3,060,956 | 1,198,483 |
| | 3,060,956 | 1,198,483 |

### Material Accounting Policy

For cash flow statement presentation purposes, cash and cash equivalents includes cash on hand. All cash balances are available for use by the Group.

The Group's exposure to interest rate risk and a sensitivity analysis for financial assets and liabilities are disclosed in Note 13.

## NOTE 6: TERM DEPOSITS AND OTHER RECEIVABLES

| | Consolidated | |
|---|---|---|
| | 2026 | 2025 |
| | $ | $ |
| CURRENT | | |
| Other receivables | 95,059 | 40,190 |
| Funds held in trust by Automic for un-issued shares (see Note 11) | - | 2,360,285 |
| | 95,059 | 2,400,475 |
| NON-CURRENT | | |
| Bond term deposit and DITT Cash Bonds | 2,514,859 | 2,468,141 |
| | 2,514,859 | 2,468,141 |

### Accounting estimates and judgements

The Group's current and non-current other receivables and financial assets were subject to an assessment under AASB 9 as at 30 June 2026. The assessment took into account the likelihood of an impairment event occurring in the future for Prodigy Gold's debtors and other debtor. This assumption includes the assessment of the ability of other debtors to pay.

For personal use only

## NOTE 7: PROPERTY, PLANT AND EQUIPMENT

| | Infrastructure $ | Motor Vehicles $ | Plant & Equipment $ | Total $ |
|---|---|---|---|---|
| At 30 June 2025 | | | | |
| Cost | 14,607 | 1,059,302 | 344,960 | 1,418,869 |
| Accumulated depreciation | (6,543) | (695,631) | (297,273) | (999,447) |
| Net book value | 8,064 | 363,671 | 47,687 | 419,422 |
| Year ended 30 June 2026 | | | | |
| Opening net book value | 8,064 | 363,671 | 47,687 | 419,422 |
| Additions | 13,960 | - | 184,955 | 198,915 |
| Depreciation expense | (4,836) | (57,643) | (36,751) | (99,230) |
| Closing net book value | 17,188 | 306,028 | 195,891 | 519,107 |
| At 30 June 2026 | | | | |
| Cost | 28,567 | 1,059,302 | 529,915 | 1,617,784 |
| Accumulated depreciation | (11,379) | (753,274) | (334,024) | (1,098,677) |
| Net book value | 17,188 | 306,028 | 195,891 | 519,107 |

### Material Accounting Policy

Property, plant and equipment are stated at historical cost less depreciation and impairment losses. Historical cost includes expenditure that is directly attributable to the acquisition of the items.

Depreciation is calculated using the straight-line method to allocate their cost, net of their residual values, over their estimated useful lives, as follows:

| Class of Fixed Asset | Depreciation Rate |
|---|---|
| Infrastructure | 20% |
| Motor Vehicles | 8.3% - 20% |
| Plant & Equipment | 10% - 33.3% |

### Material accounting estimates and judgements

The estimations of useful lives, residual values and depreciations methods require significant management judgements and are regularly reviewed. If they need to be modified, the depreciation and amortisation expense is accounted for prospectively from the date of the assessment until the end of the revised useful life (for both the current and future years).

For personal use only

## NOTE 8: EXPLORATION, EVALUATION AND DEVELOPMENT EXPENDITURE

| | Consolidated | |
|---|---|---|
| | 2026 | 2025 |
| | $ | $ |
| Carrying amount at the beginning of reporting period | 2,197,362 | 1,823,139 |
| Less: Impairment expense | - | (53,069) |
| Add: Re-classification from available for sale asset | - | 427,292 |
| Carrying amount at the end of reporting period | 2,197,362 | 2,197,362 |

### Material Accounting Policy

Acquired exploration and evaluation assets are carried at acquisition value less any subsequent impairment. All exploration and evaluation expenditure, subsequent to initial acquisition, is expensed until the Directors conclude that the technical feasibility and commercial viability of extracting a Mineral Resource are demonstrable and that future economic benefits are probable. In making this determination, the Directors consider the extent of exploration, the proximity to existing mine or development properties as well as the degree of confidence in the mineral resource.

No amortisation is charged during the exploration and evaluation phase. Amortisation is charged upon commencement of commercial production. Exploration and evaluation assets are tested for impairment triggers annually and if there is an indicator of impairment under AASB 6 *Exploration for and Evaluation of Mineral Resources*, the area of interest is tested for impairment under AASB 136 *Impairment of Assets*. Upon establishment of commercially viable mineral resources, exploration and evaluation assets are tested for impairment.

### Material accounting estimates and judgements

The Group undertook an assessment for impairment triggers of its exploration assets. No non-core tenements were impaired in accordance with AASB 6.

The balances of the exploration assets as at 30 June 2026 are considered to be recoverable on the basis that the Group holds rights to tenure and has undertaken, and will continue to undertake, significant exploration on the remaining exploration assets. Following this assessment, the Group recognised a re-classification totalling $NIL (2025: $427,292) and an impairment charge to exploration and evaluation expenditure of $NIL (2025: 53,069).

## NOTE 9: TRADE AND OTHER PAYABLES

| | Consolidated | |
|---|---|---|
| | 2026 | 2025 |
| | $ | $ |
| CURRENT LIABILITIES (Unsecured) | | |
| Trade payables | 188,768 | 467,745 |
| Sundry payables and accrued expenses | 100,140 | 434,934 |
| | 288,908 | 902,679 |

Information about the Group's exposure to liquidity risk is provided in Note 13.

### Material Accounting Policy

These amounts represent unpaid liabilities for goods and services provided to the Group prior to the end of financial year and liabilities to government departments offset by government grants. Trade and other payables are recognised initially at fair value and subsequently at amortised cost.

For personal use only

## NOTE 10: PROVISIONS

| | Consolidated | |
|---|---|---|
| | 2026 | 2025 |
| | $ | $ |
| CURRENT | | |
| Employee entitlements | 286,522 | 236,776 |
| | 286,522 | 236,776 |
| NON-CURRENT | | |
| Employee entitlements | 20,005 | - |
| Exploration and mine restoration | 1,558,777 | 1,522,825 |
| | 1,578,782 | 1,522,825 |

### *Movement in provisions*

Movement in provisions during the current financial year are set out below:

| | Consolidated | |
|---|---|---|
| | 2026 | 2025 |
| | $ | $ |
| Opening balance employee provisions current | 236,776 | 219,546 |
| Additional provisions | 96,114 | 86,900 |
| Less amounts reversed | (46,368) | (69,670) |
| Closing balance employee provisions current | 286,522 | 236,776 |
| Opening balance employee provisions non-current | - | - |
| Additional provisions | 20,005 | - |
| Less amounts reversed | - | - |
| Closing balance employee provisions non-current | 20,005 | - |
| Opening balance rehabilitation provisions non-current | 1,522,825 | 1,532,485 |
| Additional provisions | 81,804 | 22,397 |
| Less amounts reversed | (45,852) | (32,057) |
| Closing balance rehabilitation provisions non-current | 1,558,777 | 1,522,825 |

### Material Accounting Policy

Long-term environmental obligations are based on the Group's environmental management plans, in compliance with current environmental and regulatory requirements. Full provision is made based on the value of the estimated cost of restoring the environmental disturbance that has occurred up to the reporting date. The restoration provision relates to exploration, evaluation and development expenditure and rehabilitation relating to the mining lease.

The estimated costs of rehabilitation are reviewed annually and adjusted as appropriate for changes in legislation, technology or other circumstances. Cost estimates are not reduced by the potential proceeds from the sale of assets.

For personal use only

For personal use only

## NOTE 10: PROVISIONS cont'd

### Material accounting estimates and judgements

*Rehabilitation obligation*

The Group estimates the future rehabilitation costs of the site and exploration locations taking into consideration facts and circumstances available at statement of financial position date. A provision has been recognised for the cost to be incurred for the restoration of mine and exploration sites based on the estimated cost. The estimated cost is determined to be the equivalent to the bonds provided to the relevant government departments, reduced by restoration work completed and then increased by a correction factor of 1.15. The bonds provided are calculated by the government by allocating rehabilitation cost to activities proposed in a mine management plan submitted to the department. Restoration work is completed on an ongoing basis.

## NOTE 11: CONTRIBUTED EQUITY

### (a) Ordinary Shares

| Details | Date | Number of Shares | Issue Price $ | Value $ |
|---|---|---|---|---|
| Opening balance | 1 July 2024 | 2,117,774,483 | | 199,163,094 |
| Rights Issue | 3 October 2024 | 214,681,331 | 0.002 | 429,363 |
| Shortfall placement with shareholder approval | 30 October 2024 | 763,765,902 | 0.002 | 1,527,532 |
| Shortfall placement | 5 November 2024 | 78,833,835 | 0.002 | 157,668 |
| Transaction costs relating to share issues | | - | | (147,494) |
| Closing balance | 30 June 2025 | 3,175,055,551 | | 201,130,163 |
| Rights Issue | 21 July 2025 | 3,175,055,551 | 0.002 | 6,350,111 |
| Placement | 30 July 2025 | 391,751,582 | 0.002 | 783,503 |
| Share Consolidations 1 for 20 | 27 October 2025 | (6,404,769,311) | | - |
| Transaction costs relating to share issues | | - | | (142,222) |
| Closing balance | 30 June 2026 | 337,093,373 | | 208,121,555 |

Ordinary shares entitle the holder to participate in dividends and the proceeds on the winding up of the Company in proportion to the number of and amounts paid on the shares held. The fully paid ordinary shares have no par value and the Company does not have a limited amount of authorised capital.

### (a) Shares to be issued / Funds held in trust by Automic for un-issued shares

Prodigy Gold commenced, during June 2025, a partially underwritten non-renounceable entitlement offer (Entitlement Offer) of one new fully paid ordinary share in Prodigy Gold for every one Share held raising gross proceeds of $6.35 million (before cost). As at 30 June 2025 Automic had received a total of $2,360,285 in cash for the Entitlement Offer and Prodigy Gold had incurred $82,464 of transaction cost in relation to the Entitlement Offer. The shares were subsequently issued during July 2025.

### (b) Options

The number of unlisted options of the Company as at 30 June 2026 is 48,007,338 on a post consolidation basis (2025: 964,643,338 on a pre-consolidation basis). For further details regarding options issued to shareholders refer to Note 12.

## NOTE 12: RESERVES

### (a) Reserves

| Details | Date | Number of unlisted Options | Date last Option Vested | Value of Reserve $ |
|---|---|---|---|---|
| Opening balance | 1 July 2023 | 260,539,443 | 27.5.2024 | 1,917,013 |
| Attaching options to rights issue | 3 October 2024 | 143,120,754 | 3.10.2024 | - |
| Attaching options to shortfall placement | 31 October 2024 | 509,177,251 | 31.10.2024 | - |
| Attaching options to shortfall placement | 5 November 2024 | 52,555,890 | 5.11.2024 | - |
| Option cancellation – sharebased payment | 30 April 2024 | (750,000) | | (4,533) |
| Closing balance | 30 June 2025 | 964,643,338 | | 1,912,480 |
| Option Consolidation 1 for 20 basis | 27 October 2025 | (916,411,000) | | - |
| Option cancellation – sharebased payment | 2 November 2025 | (75,000) | | (34,946) |
| Option cancellation – sharebased payment | 21 January 2026 | (50,000) | | (15,473) |
| Option cancellation – sharebased payment | 1 May 2026 | (100,000) | | (6,658) |
| Closing balance | 30 June 2025 | 48,007,338 | | 1,855,403 |

### (b) Nature and purpose of share-based payment reserve

The share-based payment reserve is used to recognise the fair value of options issued as consideration for services provided. These amounts are accounting accruals required under accounting standards and have not actually been paid during the year, nor do they reflect the benefit (if any) that may ultimately be received.

## NOTE 13: FINANCIAL RISK MANAGEMENT

The Group's activities expose it to a variety of financial risks: market risk (including interest rate risk), credit risk and liquidity risk. The Group's overall risk management program focuses on the unpredictability of financial markets and seeks to minimise potential adverse effects on the financial performance of the Group.

The Board of Directors has overall responsibility for the establishment and oversight of the risk management framework. Risk management is addressed within an evaluative process at Board meetings.

### *Capital risk management*

The Group's objectives when managing capital is to safeguard its ability to continue as a going concern, so that it can provide returns for shareholders and benefits for other stakeholders and to maintain an optimum capital structure to reduce the cost of capital.

Capital is regarded as total equity, as recognised in the statement of financial position, plus net debt. Net debt is calculated as total borrowings less cash and cash equivalents.

In order to maintain or adjust the capital structure, the Group may issue new shares or sell assets to reduce debt.

The Group is subject to certain financing arrangement covenants, and meeting these is given priority in all capital risk management decisions. There have been no events of default on the financing arrangements during the financial year.

For personal use only

For personal use only

## NOTE 13: FINANCIAL RISK MANAGEMENT cont'd

### *Market Risk - Interest rate risk*

Interest rate risk for the Group is considered to be minimal. The Group had no material interest attracting debts. Assets are managed with a mixture of short-term and at call investments. All other receivables are non-interest bearing.

The Group's exposure to interest rate risk relates primarily to the Group's cash and cash equivalents as detailed in the table below. A sensitivity analysis has been determined based on the exposure to interest rates at reporting date with the stipulated change taking place at the beginning of the financial year and held constant throughout the reporting period. A 100 basis point increase or decrease is used when reporting interest rate risk internally to key management personnel and represents management's assessment of the possible change in interest rates. The Group's exposure to interest rate risk, which is the risk that a financial instrument's value will fluctuate as a result of changes in market interest rates and the effective weighted average interest rates on classes of financial assets and financial liabilities, is as follows:

| | Weighted Average Effective Interest Rate % | Floating Interest Rate $ | Fixed Interest Rate Maturing < 1 year $ | 1 - 5 year $ | > 5 years $ | Non-Interest Bearing $ | Total $ |
|---|---|---|---|---|---|---|---|
| **30 June 2026** | | | | | | | |
| **Financial Assets:** | | | | | | | |
| Cash and bonds | 3.30% | 3,060,956 | | - | - | - | 3,060,956 |
| Receivables | | - | - | - | - | 95,059 | 95,059 |
| Total financial assets | | 3,060,956 | - | - | - | 95,059 | 3,156,015 |
| **Financial Liabilities:** | | | | | | | |
| Payables | | - | - | - | - | 288,908 | 288,908 |
| Total financial liabilities | | - | - | - | - | 288,908 | 288,908 |
| **30 June 2025** | | | | | | | |
| **Financial Assets:** | | | | | | | |
| Cash and bonds | 4.03% | 1,198,483 | | - | - | - | 1,198,483 |
| Receivables | | - | - | - | - | 2,400,475 | 2,400,475 |
| Total financial assets | | 1,198,483 | - | - | - | 2,400,475 | 3,598,958 |
| **Financial Liabilities:** | | | | | | | |
| Payables | | - | - | - | - | 902,679 | 902,679 |
| Total financial liabilities | | - | - | - | - | 902,679 | 902,679 |

Based on the financial instruments held at 30 June 2026, should the interest rate weaken/strengthen by 100 basis points against the effective interest rate with all other variables held constant, post-tax loss for the year would have been $20,609 higher/$20,609 lower (2025: $11,985 higher/$11,985 lower).

### *Credit Risk*

Credit risk is managed on a Group basis. Credit risk is a risk of financial loss if the Group's counterparties are failing to discharge their obligation in respect to the Group's financial instruments held in those counterparties. Credit risk mainly arises from cash, cash equivalents, deposits with banks and receivables. The Group deposits its fund only with prudent banks with the minimum rating of "A", and the management believes they are fully recoverable from the banks when due. The Group has provided for a total of NIL (2025: NIL) for past due receivables.

## NOTE 13: FINANCIAL RISK MANAGEMENT cont'd

Credit risk further arises in relation to financial guarantees given to certain parties (see Note 15 for details). The maximum exposure to credit risk at the reporting date is the carrying amount of the financial assets as summarised in the table below.

| | Consolidated | |
|---|---|---|
| | 2026 | 2025 |
| | $ | $ |
| Cash at bank | 3,060,956 | 1,198,483 |
| Bonds term deposit and bonds | 2,514,859 | 2,468,141 |
| Receivables | 95,059 | 2,400,475 |

### *Liquidity Risk*

The Group has prudent liquidity risk management which includes maintaining sufficient funds to meet operational and exploration expenditure when they are due for payment, and the availability of funding through an adequate amount of committed fund sources. The Group and Parent Entity manage liquidity risk by continuously monitoring forecasts and actual cash flows.

The Directors of the Group place high importance on capital raising strategies and investor relations. Strategies pursued include road shows, company presentation to fund managers and sophisticated investors and consideration of strategic partnerships.

### *Maturities of financial liabilities*

| | < 6 months $ | 6 - 12 months $ | 1 - 2 years $ | 2 - 5 years $ | > 5 years $ | Total Contractual Cash Flows $ | Carrying Amount $ |
|---|---|---|---|---|---|---|---|
| 30 June 2026 | | | | | | | |
| Non-derivatives | | | | | | | |
| Non-interest bearing | 288,908 | - | - | - | - | 288,908 | 288,908 |
| Interest bearing | - | - | - | - | - | - | - |
| Total non-derivatives | 288,908 | - | - | - | - | 288,908 | 288,908 |
| 30 June 2025 | | | | | | | |
| Non-derivatives | | | | | | | |
| Non-interest bearing | 902,679 | - | - | - | - | 902,679 | 902,679 |
| Interest bearing | - | - | - | - | - | - | - |
| Total non-derivatives | 902,679 | - | - | - | - | 902,679 | 902,679 |

The table above analyses the Group's and the Parent Entity's financial liabilities into relevant maturity periods based on the remaining period at balance date to the contractual maturity date. The amounts disclosed in the table are the contractual undiscounted cash flows.

For personal use only

## NOTE 14: AUDITOR'S REMUNERATION

| | | Consolidated | |
|---|---|---|---|
| | | 2026 | 2025 |
| | | $ | $ |
| a) | Audit services | | |
| | BDO | 59,564 | 62,909 |
| | Total remuneration of audit services | 59,564 | 62,909 |
| b) | Non-audit services | | |
| | BDO – Tax compliance services | 33,714 | 13,030 |
| | Total remuneration of non-audit services | 33,714 | 13,030 |

## NOTE 15: CONTINGENCIES

*Environmental*

The Group provides for all known environmental liabilities. While the Directors believe that, based upon current information, its current provisions for the environmental rehabilitation are adequate, there can be no assurance that material new provisions will not be required as a result of new information or regulatory requirements with respect to known sites or identification of new remedial obligations at other sites.

Bank guarantees totalling $2,275,504 (2025: $2,275,504) have been provided. Term deposits of $2,275,504 (2025: $2,275,504) and a cash deposit of $162,005 (2025: $80,201) with the Department of Mines and Energy – Northern Territory secure these guarantees. Per Note 10 restoration provision of $1,558,777 (2025: $1,522,825) has been recognised for all known required restoration costs.

## NOTE 16: RELATED PARTY TRANSACTIONS

Transactions between related parties occur on normal commercial terms and conditions and are no more favourable than those available to other parties unless otherwise stated. The details of transactions with related parties of key management personnel are set out on page 52 (Other Transactions with Directors and Other Key Management Personnel) of the Remuneration Report.

During the year transactions occurred by the Parent Entity for exploration expenditure of its wholly owned subsidiaries. Any expenditure incurred by the Parent Entity on behalf of its wholly owned subsidiaries is written off and eliminated on consolidation.

| | Consolidated | |
|---|---|---|
| | 2026 | 2025 |
| | $ | $ |
| Key management personnel compensation | | |
| Short-term employee benefits | 708,352 | 643,801 |
| Post-employment benefits | 73,710 | 66,340 |
| Other long-term benefits | 8,723 | 8,723 |
| Termination benefits | - | - |
| Share-based payments | - | - |
| | 790,785 | 718,864 |

For personal use only

## NOTE 17: SUBSEQUENT EVENTS

Subsequent to the end of the financial year Prodigy Gold released an update on the progress at the Twin Bonanza Project which includes an update on the progress of obtaining certain approvals and the status of those approvals still required for mining to recommence at the Old Pirate mine. This update also included some details on the results of a small-scale ore sorting testwork program that was completed on the Old Pirate mineralisation.

No other matter or circumstance has arisen since 30 June 2026 that has significantly affected or may significantly affect the Group's operations, the results of those operations, or the Group's state of affairs in future financial years.

## NOTE 18: CASH FLOW INFORMATION

| | Consolidated | |
|---|---|---|
| | 2026 | 2025 |
| | $ | $ |
| (a) Reconciliation of Cash Flow from Operations with Loss after Income Tax | | |
| Loss after income tax | (4,418,890) | (3,536,612) |
| Non cash activities | | |
| Depreciation | 99,229 | 92,427 |
| (Gain)/loss on disposal of exploration assets (net) | - | (100,000) |
| Other | 8,606 | (34,034) |
| Changes in assets and liabilities | | |
| (increase)/decrease in inventories | (34,402) | (2,739) |
| (increase)/decrease in other assets | (48,751) | 501,379 |
| (increase)/decrease in capitalised exploration expenditure | - | (374,223) |
| (Decrease)/increase in trade and other payables and accruals | (613,771) | 250,198 |
| (Decrease)/increase in employee entitlements | 69,751 | 17,230 |
| (Decrease)/increase in provisions | 35,952 | (9,660) |
| Cash flow/(outflow) from operations | (4,902,276) | (3,196,034) |

For personal use only

NOTES TO THE CONSOLIDATED FINANCIAL STATEMENTS FOR THE YEAR ENDED 30 JUNE 2026

## NOTE 19: LOSS PER SHARE

| | | Consolidated | |
|---|---|---|---|
| | | 2026 | 2025 – restated[1)] |
| | | $ | $ |
| a) | **Basic loss per share** | | |
| | Basic loss per share attributable to the ordinary equity holders of the Company | (1.35) | (2.40) |
| b) | **Reconciliation of loss used in calculated loss per share** | | |
| | Loss attributable to owners of Prodigy Gold NL used to calculate basic loss per share – Loss from continuing operations | (4,418,890) | (3,536,612) |
| | | (4,418,890) | (3,536,612) |
| c) | **Weighted average number of shares used as denominator** | | |
| | Weighted average number of ordinary shares used as the denominator in calculating basic earnings per share | 326,349,714 | 141,812,381 |

1) Restated as per the 20:1 share consolidation undertaken during the financial year.

The Group made a loss, therefore the diluted EPS is not shown as it is not dilutive.

## NOTE 20: PARENT ENTITY INFORMATION

The following information relates to the Parent Entity Prodigy Gold NL. The information presented has been prepared using accounting policies that are consistent with those presented in Note 1 and throughout.

| | Parent Entity | |
|---|---|---|
| | 2026 | 2025 |
| | $ | $ |
| Current assets | 3,379,957 | 3,739,746 |
| Non-current assets | 5,231,328 | 5,084,925 |
| **Total assets** | 8,611,285 | 8,824,671 |
| Current liabilities | 575,430 | 1,139,455 |
| Non-current liabilities | 1,578,782 | 1,522,825 |
| **Total liabilities** | 2,154,212 | 2,662,280 |
| **Net assets** | 6,457,073 | 6,162,391 |
| Contributed equity | 208,121,555 | 203,407,984 |
| Reserves | 1,855,403 | 1,912,480 |
| Accumulated losses | (203,519,885) | (199,158,073) |
| **Total equity** | 6,457,073 | 6,162,391 |
| Loss for the year | (4,418,890) | (3,536,612) |
| Other comprehensive income/(loss) for the year | - | - |
| **Total comprehensive (loss)** | (4,418,890) | (3,536,612) |

For personal use only

## NOTE 21: SUBSIDIARIES

The consolidated financial statements incorporate the assets, liabilities and results of the following subsidiaries in accordance with Prodigy Gold's accounting policies:

| | | | Equity Holding | |
|---|---|---|---|---|
| | | | 2026 | 2025 |
| | | | % | % |
| Parent Entity | | | | |
| Prodigy Gold NL | Australia | Ordinary | - | - |
| Controlled entities | | | | |
| Australian Tenement Holdings Pty Ltd | Australia | Ordinary | 100 | 100 |

## NOTE 22: COMPANY DETAILS

The registered office of the Group and principal place of business is:

Prodigy Gold NL
Level 1, 67 Smith Street
DARWIN NT 0800

For personal use only

# CONSOLIDATED ENTITY DISCLOSURE STATEMENT

CONSOLIDATED ENTITY DISCLOSURE STATEMENT FOR THE YEAR ENDED 30 JUNE 2026

## Basis of Preparation

This Consolidated Entity Disclosure Statement has been prepared in accordance with section 295(3A) of the Corporations Act 2001 and includes details of entities that were part of the consolidated entity as at 30 June 2026. In accordance with the Corporations Act 2001 the statement discloses the name of each entity, the percentage ownership interest held, tax residency status and whether the entity was an Australian resident.

The consolidated financial statements incorporate the assets, liabilities and results of the following subsidiaries in accordance with Prodigy Gold's accounting policies:

| Name of Entity | Type of Entity | Trustee, Partner or Participant in Joint Venture | % of share capital held | Australian resident | Foreign jurisdiction(s in which the entity is a resident for tax purposes |
|---|---|---|---|---|---|
| Parent Entity | | | | | |
| Prodigy Gold NL | Public Listed | Partner | | Yes | N/A |
| Controlled Entities | | | | | |
| Australian Tenement Holdings Pty Ltd | Body Corporate | Partner | 100 | Yes | N/A |

For personal use only

# DIRECTORS' DECLARATION

The Directors of the Group declare that:

1. the consolidated financial statements, comprising the Consolidated Statement of Profit or Loss and Other Comprehensive Income, Consolidated Statement of Financial Position, Consolidated Statement of Cash Flows, Consolidated Statement of Changes in Equity, and accompanying notes, as set out on pages 58 to 61 are in accordance with the *Corporations Act 2001*, and:
   (a) comply with Accounting Standards and the Corporations Regulations 2001;
   (b) give a true and fair view of the financial position as at 30 June 2026 and of the performance for the year ended on that date of the Group; and
   (c) the consolidated entity disclosure statement is true and correct.

2. the Managing Director and the Chief Financial Officer of the Group have each declared as required by Section 295A that:
   (a) the financial records of the Group for the financial year have been properly maintained in accordance with Section 286 of the *Corporations Act 2001*;
   (b) the financial statements and notes for the financial year comply with the Accounting Standards;
   (c) the financial statements, and notes for the financial year give a true and fair view; and
   (d) the information disclosed in the attached consolidated entity disclosure statement is true and correct.

3. in the Directors' opinion there are reasonable grounds to believe that the Group will be able to pay its debts as and when they become due and payable.

4. The Group has included in the notes to the financial statements an explicit and unreserved statement of compliance with International Financial Reporting Standards.

This declaration is made in accordance with a resolution of the Board of Directors.

Dated this 20th day of August 2026

MARK EDWARDS
Managing Director

For personal use only

BDO

Tel: +61 8 6382 4600
Fax: +61 8 6382 4601
www.bdo.com.au

Level 9, Mia Yellagonga Tower 2
5 Spring Street
Perth, WA 6000
PO Box 700 West Perth WA 6872
Australia

For personal use only

## INDEPENDENT AUDITOR'S REPORT

To the members of Prodigy Gold NL

### Report on the Audit of the Financial Report

**Opinion**

We have audited the financial report of Prodigy Gold NL (the Company) and its subsidiaries (the Group), which comprises the consolidated statement of financial position as at 30 June 2026, the consolidated statement of profit or loss and other comprehensive income, the consolidated statement of changes in equity and the consolidated statement of cash flows for the year then ended, and notes to the financial report, including material accounting policy information, the consolidated entity disclosure statement and the directors' declaration.

In our opinion the accompanying financial report of the Group, is in accordance with the *Corporations Act 2001*, including:

(i) Giving a true and fair view of the Group's financial position as at 30 June 2026 and of its financial performance for the year ended on that date; and

(ii) Complying with Australian Accounting Standards and the *Corporations Regulations 2001*.

**Basis for opinion**

We conducted our audit in accordance with Australian Auditing Standards. Our responsibilities under those standards are further described in the *Auditor's responsibilities for the audit of the Financial Report* section of our report. We are independent of the Group in accordance with the *Corporations Act 2001* and the ethical requirements of the Accounting Professional and Ethical Standards Board's APES 110 *Code of Ethics for Professional Accountants (including Independence Standards)* (the Code) that are relevant to our audit of the financial report in Australia. We have also fulfilled our other ethical responsibilities in accordance with the Code.

We confirm that the independence declaration required by the *Corporations Act 2001*, which has been given to the directors of the Company, would be in the same terms if given to the directors as at the time of this auditor's report.

We believe that the audit evidence we have obtained is sufficient and appropriate to provide a basis for our opinion.

**Material uncertainty related to going concern**

We draw attention to Note 1 in the financial report which describes the events and conditions which give rise to the existence of a material uncertainty that may cast significant doubt about the group's ability to continue as a going concern and therefore the group may be unable to realise its assets and discharge its liabilities in the normal course of business. Our opinion is not modified in respect of this matter.

BDO Audit Pty Ltd ABN 33 134 022 870 is a member of a national association of independent entities which are all members of BDO International Ltd, a UK company limited by guarantee, and form part of the international BDO network of independent member firms. Liability limited by a scheme approved under Professional Standards Legislation.

For personal use only

**Key audit matters**

Key audit matters are those matters that, in our professional judgement, were of most significance in our audit of the financial report of the current period. These matters were addressed in the context of our audit of the financial report as a whole, and in forming our opinion thereon, and we do not provide a separate opinion on these matters. In addition to the matter described in the *Material uncertainty related to going concern* section, we have determined the matters described below to be the key audit matters to be communicated in our report.

**Recoverability of Exploration and Evaluation Expenditure**

| Key audit matter | How the matter was addressed in our audit |
|---|---|
| As disclosed in Note 8 of the financial report, the carrying value of capitalised exploration and evaluation expenditure represents a significant asset of the Group.<br><br>Refer to Note 8 of the financial report for a description of the accounting policy and significant judgements applied to capitalised exploration and evaluation expenditure.<br><br>In accordance with AASB 6 Exploration for and Evaluation of Mineral Resources ("AASB 6"), the recoverability of exploration and evaluation expenditure requires significant judgement by management in determining whether there are any facts or circumstances that exist to suggest that the carrying amount of this asset may exceed its recoverable amount. As a result, this is considered a key audit matter. | Our procedures included, but were not limited to:<br><br>• Obtaining a schedule of the areas of interest held by the Group and assessing whether the rights to tenure of those areas of interest remained current at balance date;<br><br>• Assessing the ability to finance any planned future exploration and evaluation activity;<br><br>• Considering the status of the ongoing exploration programmes in the respective areas of interest by holding discussions with management, and reviewing the Group's exploration budgets, ASX announcements and directors' minutes;<br><br>• Considering whether any areas of interest had reached a stage where a reasonable assessment of economically recoverable reserves existed;<br><br>• Assessing the adequacy of the related disclosures in Note 8 to the Financial Report. |

**Other information**

The directors are responsible for the other information. The other information comprises the information in the Group's annual report for the year ended 30 June 2026, but does not include the financial report and the auditor's report thereon.

Our opinion on the financial report does not cover the other information and we do not express any form of assurance conclusion thereon.

In connection with our audit of the financial report, our responsibility is to read the other information and, in doing so, consider whether the other information is materially inconsistent with the financial report or our knowledge obtained in the audit or otherwise appears to be materially misstated.

If, based on the work we have performed, we conclude that there is a material misstatement of this other information, we are required to report that fact. We have nothing to report in this regard.

**Responsibilities of the directors for the Financial Report**

The directors of the Company are responsible for the preparation of:

a) the financial report that gives a true and fair view in accordance with Australian Accounting Standards and the Corporations Act 2001 and

b) the consolidated entity disclosure statement that is true and correct in accordance with the Corporations Act 2001, and

for such internal control as the directors determine is necessary to enable the preparation of:

i) the financial report that gives a true and fair view and is free from material misstatement, whether due to fraud or error; and

ii) the consolidated entity disclosure statement that is true and correct and is free of misstatement, whether due to fraud or error.

In preparing the financial report, the directors are responsible for assessing the ability of the group to continue as a going concern, disclosing, as applicable, matters related to going concern and using the going concern basis of accounting unless the directors either intend to liquidate the Group or to cease operations, or has no realistic alternative but to do so.

**Auditor's responsibilities for the audit of the Financial Report**

Our objectives are to obtain reasonable assurance about whether the financial report as a whole is free from material misstatement, whether due to fraud or error, and to issue an auditor's report that includes our opinion. Reasonable assurance is a high level of assurance, but is not a guarantee that an audit conducted in accordance with the Australian Auditing Standards will always detect a material misstatement when it exists. Misstatements can arise from fraud or error and are considered material if, individually or in the aggregate, they could reasonably be expected to influence the economic decisions of users taken on the basis of this financial report.

A further description of our responsibilities for the audit of the financial report is located at the Auditing and Assurance Standards Board website (http://www.auasb.gov.au/Home.aspx) at:

https://www.auasb.gov.au/media/bwvjcgre/ar1_2024.pdf

This description forms part of our auditor's report.

## Report on the Remuneration Report

**Opinion on the Remuneration Report**

We have audited the Remuneration Report included in pages 48 to 52 of the directors' report for the year ended 30 June 2026.

For personal use only

In our opinion, the Remuneration Report of Prodigy Gold NL, for the year ended 30 June 2026, complies with section 300A of the *Corporations Act 2001*.

**Responsibilities**

The directors of the Company are responsible for the preparation and presentation of the Remuneration Report in accordance with section 300A of the *Corporations Act 2001*. Our responsibility is to express an opinion on the Remuneration Report, based on our audit conducted in accordance with Australian Auditing Standards.

**BDO Audit Pty Ltd**

**Jackson Wheeler**

**Director**

Perth, 20 August 2026

For personal use only

# ADDITIONAL INFORMATION FOR LISTED PUBLIC COMPANIES

Additional information required by the Australian Securities Exchange Limited and not shown elsewhere in this report is set out below. The information was prepared based on share registry information processed up to 18 August 2026.

## 1. Shareholdings

### *(a) Distribution of shareholders*

| Size of holding category (number of shares held) | Number of Holders Ordinary Shares |
|---|---|
| 1 – 1,000 | 193 |
| 1,001 – 5,000 | 83 |
| 5,001 – 10,000 | 93 |
| 10,001 – 100,000 | 454 |
| 100,001 and over | 122 |
| | 945 |

### *(b) The number of shareholders holding less than a marketable parcel*

The number of shareholders holding less than a marketable parcel is nil.

### *(c) The names of the substantial shareholders*

The name of the substantial shareholders listed in the holding Company's register are:

| Shareholders | Number of Ordinary Shares | % Held of Issued Ordinary Capital |
|---|---|---|
| APAC Resources Limited & Allied Properties Investments (1) Company Limited | 103,360,024 | 30.66 |
| Plutus Prospecting Pty Ltd | 67,081,534 | 19.90 |
| Jetosea Pty Ltd | 66,340,278 | 19.68 |

### *(d) Voting rights*

The voting rights attached to each class of equity security are as follows:

Ordinary shares

Each ordinary share is entitled to one vote when a poll is called, otherwise each member present at a meeting or by proxy has one vote on a show of hands.

For personal use only

## 1. Shareholdings cont'd

### *(e) 20 largest shareholders – Ordinary shares*

| | Name | Number of Ordinary Fully Paid Shares Held | % Held of Issued Ordinary Capital |
|---|---|---|---|
| 1. | BNP PARIBAS NOMS PTY LTD | 104,010,274 | 30.86 |
| 2. | PLUTUS PROSPECTING PTY LTD ACN 682 005 769 | 67,081,534 | 19.90 |
| 3. | *JETOSEA PTY LTD | 66,340,278 | 19.68 |
| 4. | J P MORGAN NOMINEES AUSTRALIA PTY LIMITED | 18,652,166 | 5.53 |
| 5. | *MR STEPHEN ROBERT WYLIE | 4,850,396 | 1.44 |
| 6. | BNP PARIBAS NOMS PTY LTD <GLOBAL MARKETS> | 4,803,262 | 1.42 |
| 7. | MININGNUT PTY LTD <CLOUD THIRTY SF A/C> | 3,000,000 | 0.89 |
| 8. | *GECKO RESOURCES PTY LTD | 2,914,580 | 0.86 |
| 9. | ZERO NOMINEES PTY LTD | 2,462,715 | 0.73 |
| 10. | DIACAF HOLDINGS PTY LTD <DUNCAN SUPERANNUATION A/C> | 2,300,000 | 0.68 |
| 11. | BBSFT INVESTMENTS PTY LTD | 2,000,000 | 0.59 |
| 12. | MR VINCENT ANDREW MAIOLO | 1,900,000 | 0.56 |
| 13. | ACN 157 889 104 PTY LTD <JAGUAR SHARE TRADING A/C> | 1,826,152 | 0.54 |
| 14. | P G COLEMAN PTY LTD <P G COLEMAN SUPER FUND A/C> | 1,700,029 | 0.50 |
| 15. | IVORY FINANCIAL SERVICES PTY LTD <TREVOR IVORY SUPER FUND A/C> | 1,678,740 | 0.50 |
| 16. | MR LACHLAN ALEXANDER PATRICK MCKIE | 1,334,090 | 0.40 |
| 17. | MR ANDREW DO | 1,329,231 | 0.39 |
| 18. | FINCLEAR SERVICES PTY LTD <SUPERHERO SECURITIES A/C> | 1,215,082 | 0.36 |
| 19. | MIKE AND ANGIE PETERS PTY LTD <MIKE & ANGIE PETERS SU A/C> | 1,100,000 | 0.33 |
| 20. | MR ROGER WOODWARD IDDON & MRS HELEN CATHERINE IDDON <OCEANVIEW SUPER FUND A/C> | 1,100,000 | 0.33 |
| | | 291,598,529 | 86.50 |

* Denotes merged holders

## 2. Company Secretary

The name of the Company Secretary is Ms Jutta Zimmermann.

## 3. Registered and Principal Place of Business

Prodigy Gold NL
Level 1, 67 Smith Street
DARWIN NT 0800
Phone: +61 8 9423 9777
Fax: +61 8 9423 9733

## 4. Register of Securities

Registers of securities are held at the following address:

Automic Group
Level 5, 191 St Georges Terrace
PERTH WA 6000

For personal use only

## 5. Stock Exchange Listing

Quotation has been granted for all the ordinary shares of the Company on all Member Exchanges of the Australian Securities Exchange Limited.

## 6. Unquoted Securities

As at 18 August 2026, the Company has 48,007,338 unlisted options on issue, which are held by 394 beneficial holders.

| Option Holders > 5% of options on issue | Number of Unlisted Option | % Held of Unlisted Options |
|---|---|---|
| Jetosea Pty Ltd | 10,296,567 | 21.45 |
| Jemaya Pty Ltd | 3,166,667 | 6.60 |

## 7. On-Market Buy Back

The Company does not have a current on-market buy back.

For personal use only

For personal use only

Prodigy Gold

Level 1, 67 Smith Street, Darwin NT 0800

www.prodigygold.com.au