For personal use only

TABBA TABBA

Australia's Next Large-Scale Lithium Project

Discovery to Development

WILDCAT RESOURCES

MINING FORUM · Diggers & Dealers · KALGOORLIE, WESTERN AUSTRALIA

ASX | WC8

AUGUST 2026

CORPORATE SNAPSHOT

For personal use only

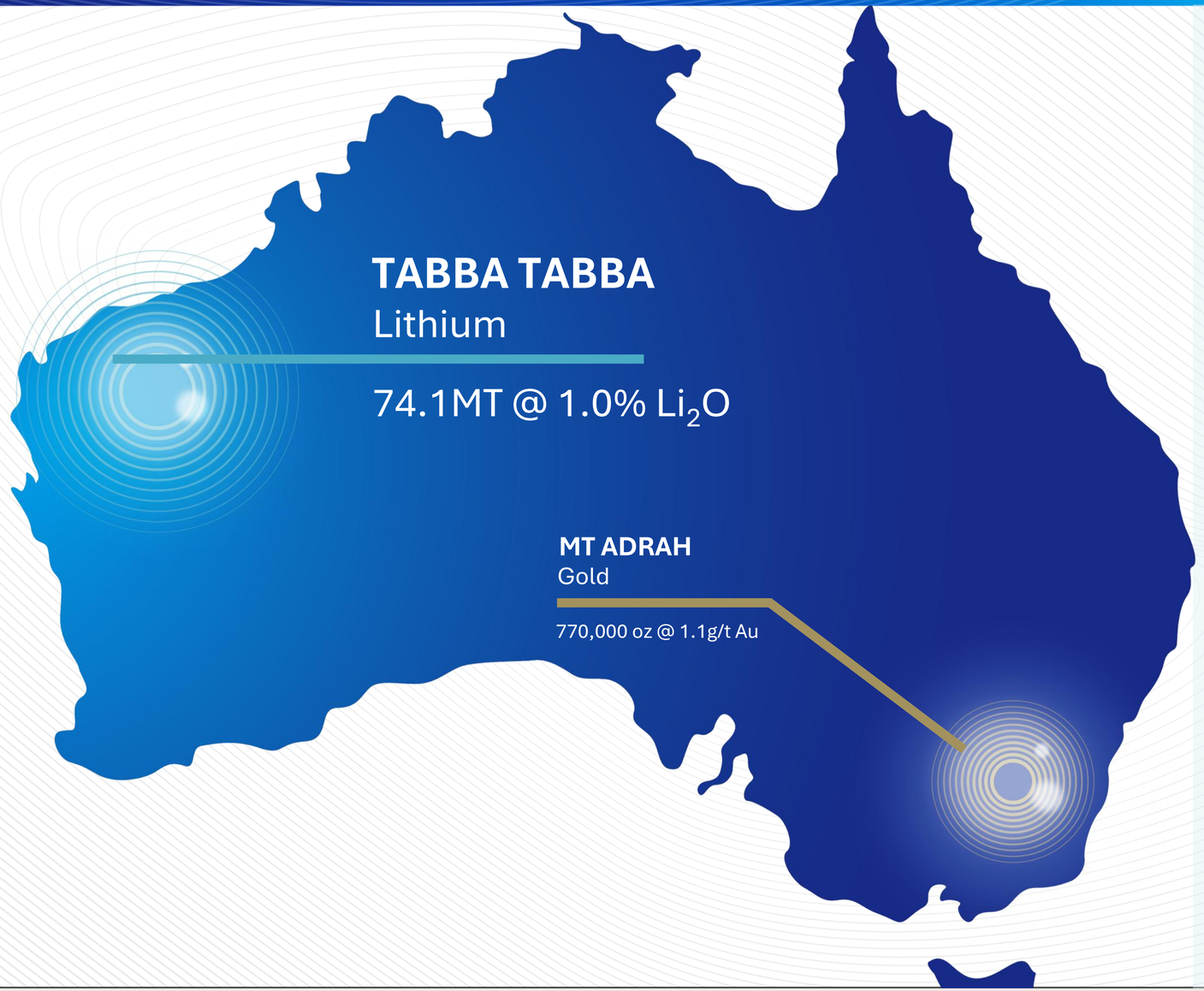

SHARES

WC8
ASX CODE

1,339M
SHARES ON ISSUE

~$470M
MARKET CAP AT 35c

$37.2M
CASH AT BANK (30 June 2026)

~18% owned by Management

RESEARCH COVERAGE

ARGONAUT	$1.50
Barrenjoey	$1.00
BELL POTTER	$1.00
cg/ Canaccord Genuity	$1.30
EUROZ HARTLEYS GROUP	$1.21
MACQUARIE	$0.90
ShawandPartners Financial Services	$1.60

BOARD OF DIRECTORS & MANAGEMENT

For personal use only

JEFF ELLIOTT
NON-EXECUTIVE CHAIRMAN

- +30 yrs exploration, mining and business management experience
- Former MD of international mining consultants CSA Global
- Co-founder of several successful private companies across mining services

FIONA VAN MAANEN
NON-EXECUTIVE DIRECTOR

- 30 yrs of experience in accounting, financial management, corporate governance and M&A transactions
- Former CFO & Company Secretary of Metals X
- NED of Westgold Resources, Pantoro Resources and Hot Chili Limited
- Certified Practicing Accountant

SAMUEL EKINS
NON-EXECUTIVE DIRECTOR

- Geologist with 20+ yrs of exploration and mining experience
- Led Wildcat at the time of acquisition to discovery
- Involved in business development and project generation

MATTHEW BANKS
EXECUTIVE DIRECTOR

- Joint founder of Wildcat Resources
- Has been involved in many value accretive transactions including Spectrum Metals and Delta Lithium
- Joint founder of Rumble Resources
- Background in finance and key market facing executive

AJ SAVERIMUTTO
MANAGING DIRECTOR

- 25+ yrs of corporate and mining operational experience
- Former Mine Manager of the Grasberg Mine
- Mining engineer and accountant
- Extensive involvement in ASX companies and NED of Grange Resources

JAIRO BERNAL
CHIEF FINANCIAL OFFICER
JOINT COMPANY SECRETARY

- 25 yrs global experience in lithium and energy transition across Australia and International Markets
- Executed large acquisition and project finance strategies
- Former SQM Asia Pacific Finance executive and NED of Azure Minerals Ltd

TORRIN ROWE
GEOLOGY MANAGER

- Experienced geologist with specialised experience in progressing greenfields projects to pre-mining in several jurisdictions
- Recipient of AMEC drill hit of the year and exploration manager of the year
- Completing Masters in LCT mineralisation in the Pilbara

JAMES DORNAN
PROJECT DIRECTOR

- 15+ years mining & resources experience in environmental approvals & technical studies
- Key member in the ~A$1.70B sale of Azure Minerals
- Ex Project Development Manager Azure Minerals Ltd.

CORE VALUES

Our Mission

To create long term value for investors by responsibly developing world-class mineral assets

Our Core Values in Action - *CLAWS*

C

COMMITMENT

Sticking to goals

L

LEADERSHIP

Taking ownership
Inspiring others

A

AGILITY

Adapting efficiently to change

W

WEALTH CREATION

Generating sustainable stakeholder returns

S

SAFETY

Prioritising the well-being of our people and operations

A huge THANK YOU to our incredible team — your drive and commitment helps us deliver progress

For personal use only

KEY HIGHLIGHTS

STRATEGIC | ACCESSIBLE | WELL-SERVICED

WILDCAT RESOURCES

MINING LEASE - CLOSE TO PORT (80km)
Previously mined for tantalum

LOW-COST PRODUCER (PFS)
C1 US$541, AISC US$658

LARGE, HIGH CONFIDENCE MAIDEN RESOURCE
94% Indicated and open at depth

100% OFFTAKE UNENCUMBERED
Part of funding solution

EXPLORATION UPSIDE
Discovery pipeline potential to increase or extend mine life

EXCELLENT PFS FINANCIALS
TABBA TABBA DFS well advanced

45 MIN BY LIGHT VEHICLE from Port Hedland

2 HRS 15 MIN Regular commercial flights to Perth

BULK PORT World's Largest export terminal

MAJOR MINING HUB Extensive services and infrastructure

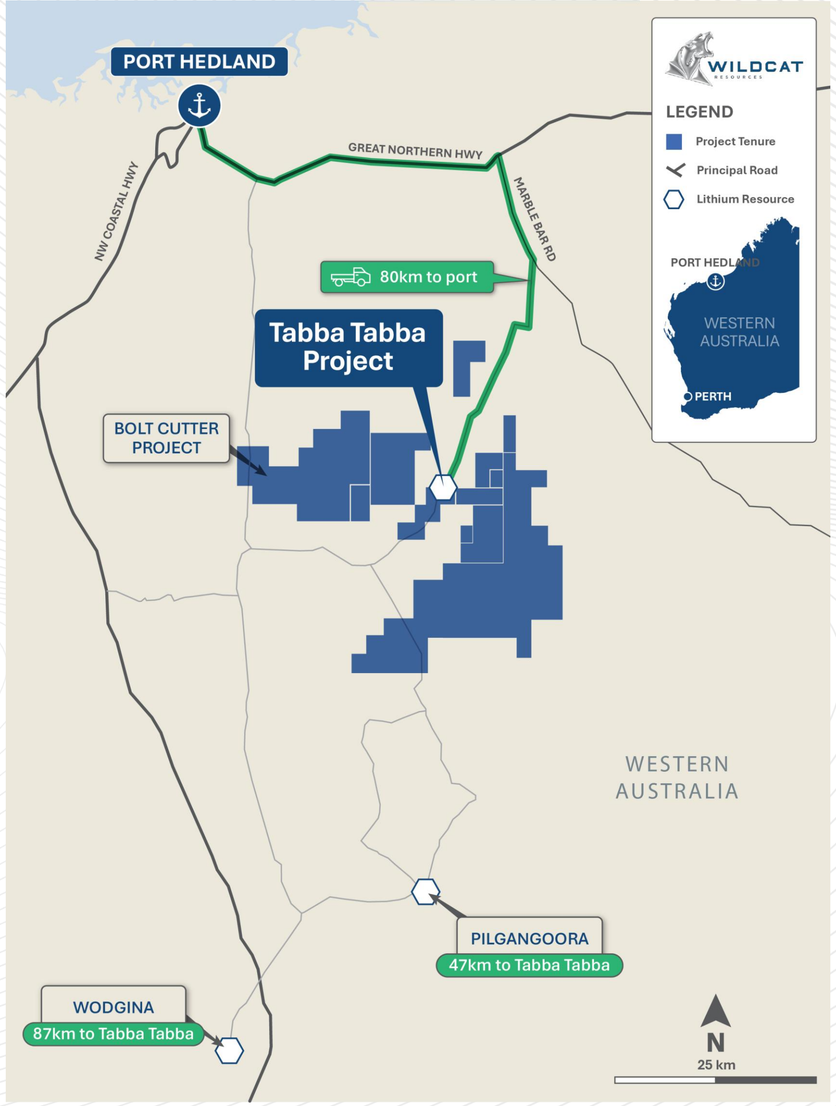

For personal use only

TABBA TABBA – THICK CONTINUOUS PEGMATITES

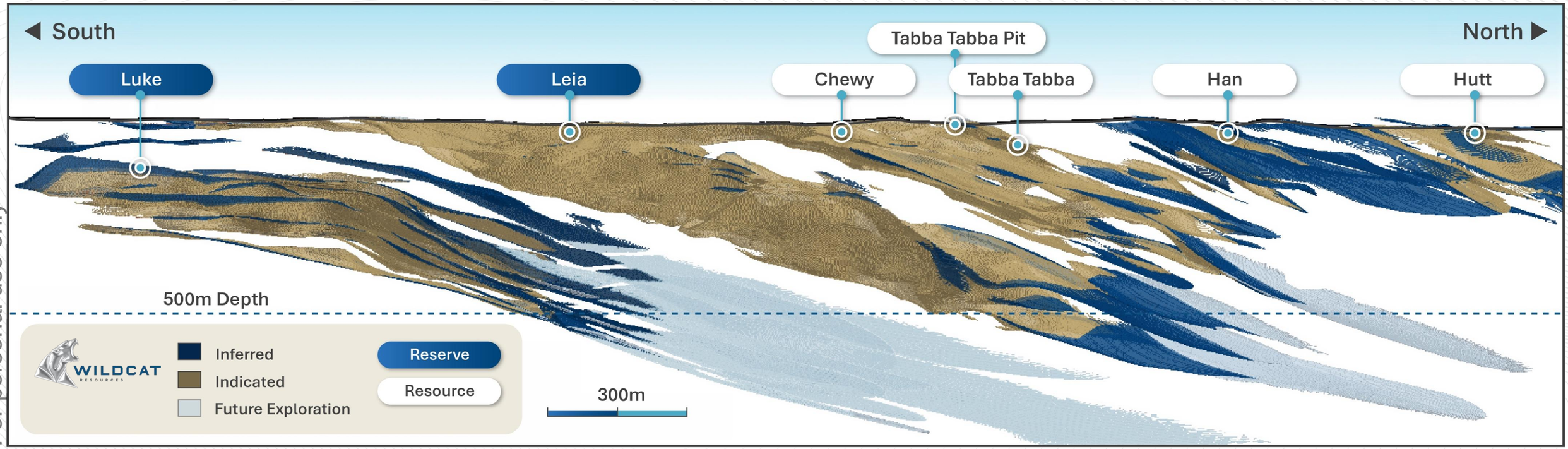

For personal use only

LUKE

- **54.4m @1.2% Li_2O** from 267.9m (TADD030) (est. true width)
- **50.0m @1.1% Li_2O** from 178.0m (TADD035) (est. true width)
- **61.0m @1.1% Li_2O** from 227.0m (TARC350D) (37.8m est. true width)
- **43.0m @1.4% Li_2O** from 316.0m (TARC348D) (est. true width)
- **44.0m @1.1% Li_2O** from 189.0m (TARC353) (29.0m est. true width)

LEIA

- **180.0m @1.1% Li_2O** from 206.0m (TARC148) (est. true width)
- **119.2m @1.0% Li_2O** from 334.3m (TADD010) (est. true width)
- **105.3m @1.1% Li_2O** from 213.7m (TARC259AD) (est. true width)
- **110.0m @1.2% Li_2O** from 195.0m (TAMT033) (est. true width)
- **99.0m @1.2% Li_2O** from 207.0m (TARC234D) (est. true width)

CHEWY

- **39.0m @ 1.3% Li_2O** from 28.0m (TARC150) (est. true width)
- **33.0m @ 1.4% Li_2O** from 29.0m (TAMT019) (est. true width)
- **19.0m @ 1.7% Li_2O** from 40.0m (TARC222D) (est. true width)
- **22.0m @ 1.1% Li_2O** from 2.0m (TARC128) (est. true width)
- **15.0m @ 1.6% Li_2O** from 305.0m (TARC383) (est. true width)

RESOURCE

Luke and Leia in PFS

74.1Mt (> 0.45% Li_2O c.o.g.)

PFS Recovery > 74%

TRACK RECORD OF DELIVERY

WILDCAT RESOURCES

RAPIDLY ADVANCING THE TABBA TABBA LITHIUM PROJECT

- **MAJOR DISCOVERY** – *Leia (Sep 2023)*
- **DISCOVERY** – *Luke (Apr 2024)*
- **TABBA TABBA - MAIDEN RESOURCE** – *(Nov 2024)*
- **DISCOVERY** – *Bolt Cutter (Aug 2025)*
- **PFS STUDY ANNOUNCED** – *(Jul 2025)*
- **NATIVE TITLE AGREEMENT** – *(Dec 2025)*

DEFINITIVE FEASIBILITY STUDY RELEASED (DFS)

BOLT CUTTER RESOURCE
- Growth

FINANCING AND FUNDING

LONG LEAD ITEMS / ROAD and CAMP CONSTRUCTION

PROJECT EXECUTION

GO

For personal use only

BOLT CUTTER DISCOVERY

SECOND GROWTH ENGINE

WILDCAT RESOURCES

For personal use only

BEST INTERCEPTS INCLUDE

- **20.0m @ 1.7%** Li_2O from 43.0m (BCRC002)
- **12.8m @ 2.0%** Li_2O from 45.3m (BCDD001)
- **12.0m @ 1.7%** Li_2O from 90m (BCRC034)
- **12.0m @ 1.3%** Li_2O from 39.0m (BCRC003)
- **14.0m @ 1.3%** Li_2O from 40.0m (BCRC007)
- **12.9m @ 1.6%** Li_2O from 86.9m (BCDD002)
- **11.0m @ 1.3%** Li_2O from 54m (BCRC033)
- **9.0m @ 1.8%** Li_2O from 128.0m (BCRC050)
- **9.0m @ 1.7%** Li_2O from 102.0m (BCRC039)
- **10.0m @ 1.2%** Li_2O from 3.0m (BCRC005)

Li_2O = Lithium Oxide

BOLT CUTTER DISCOVERY – 10KM FROM TABBA TABBA

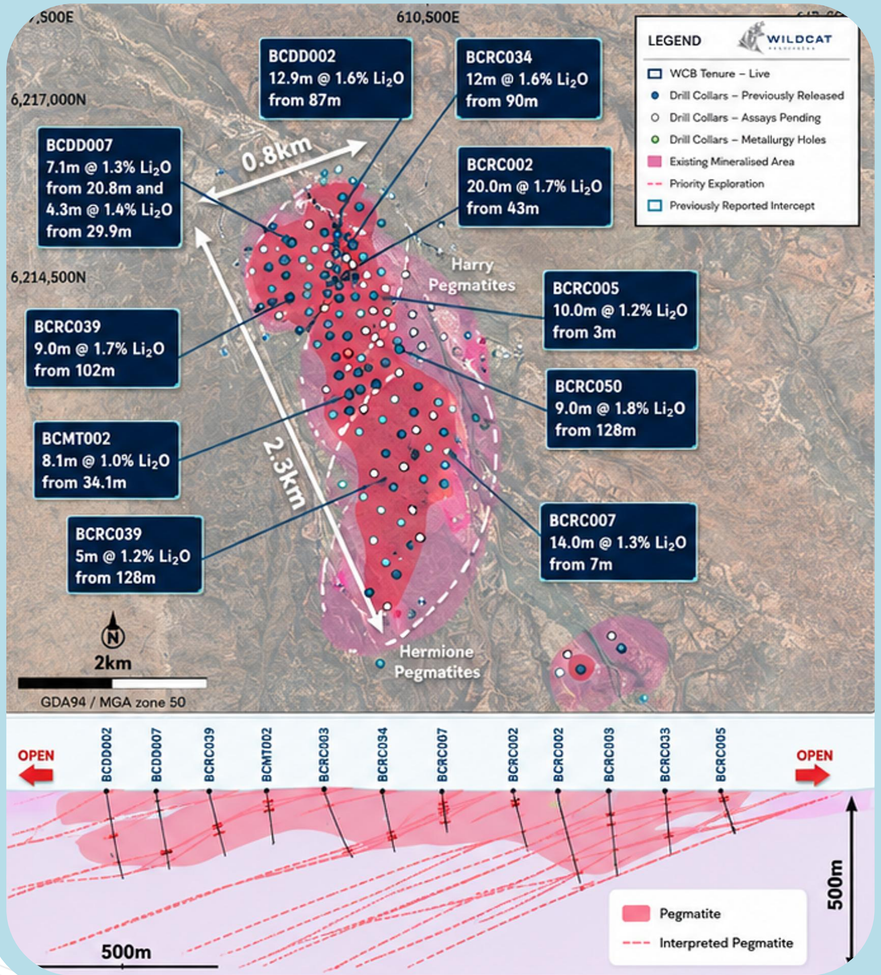

- Bolt Cutter Discovery - **10km** from Tabba Tabba
- **Organic Growth** from **Soils, Mapping, Geophysics and Drilling**
- Current Footprint **2.3km x 0.8km**
- **Stacked Pegmatite swarm** open in **multiple directions**
- **Excellent Metallurgical >75%** recoveries using the Tabba Tabba flow sheet
- **Resource** in 2HY 2026
- Potential to **increase production** profile or/and **increase mine life**

FROM PFS TO DFS:
TARGETING A LARGER, EARLIER AND MORE EFFICIENT DEVELOPMENT

WILDCAT RESOURCES

For personal use only

PFS (July 2025)

Deposits

Leia, Luke

Processing Capacity (Stage 2)

565 ktpa by project: Year 7

Product Produced

Spodumene concentrate

Infrastructure

- *waste haulage*
- *3 stage crushing*
- *2 x concentrate thickener*

DFS Targeting

Deposits

Leia, Luke, **+ Chewy, Han, Hutt and Tabba Tabba**

Processing Capacity (Stage 2)

565 ktpa by project: **Year 3**

Product Produced

Spodumene concentrate
+ Petalite concentrate
+ Tantalum concentrate

Infrastructure (optimisation)

- **Haulage optimisation**
- **2 stage crushing**
- **1 x concentrate thickener**

COMPELLING PFS ECONOMICS

A CYCLE RESILIENT PROJECT WITH STRONG MARGINS

US$ 1,384 → **~A$ 1.2bn** Post-tax NPV8 | **~A$ 3.2bn** Post-tax FCF | **IRR 23%** Post-tax IRR

US$ 2,000 → **~A$ 2.9bn** Post-tax NPV8 | **~A$ 6.5bn** Post-tax FCF | **IRR 40%** Post-tax IRR

CATEGORY	UNIT	FLOOR	PFS	LONG-TERM PRICE	3 Month Average	UPSIDE
Spodumene Price - FOB	US$/t	$1,000	$1,384 - PFS	$2,000	$2,500	$3,000
FX – AUD:USD	$	0.7	**0.7**	**0.7**	0.7	0.7
Free Cashflow LOM (Post-Tax)	A$ m	1,300	**3,200**	**6,500**	9,100	11,800
NPV 8% Real (Post-Tax)	A$ m	1,130	**1,190**	**2,860**	4,210	5,550
IRR	%	10%	**22.90%**	**40%**	54%	67%
PAYBACK (After Tax)	Years	8.3	**5.4**	**1.7**	0.8	0.4
C1 Cash Cost	US $/t	541	**541**	**541**	541	541
All-In Sustaining Cost	US $/t	634	**658**	**696**	727	758

USD 1,384 is the broker consensus long term pricing – July 25

Project CapEx A$ 687M

For personal use only

AUSTRALIAN SPODUMENE PRODUCERS' NAMEPLATE CAPACITY (Mtpa)

WILDCAT RESOURCES

Total Nameplate Capacity and Plant Expansion

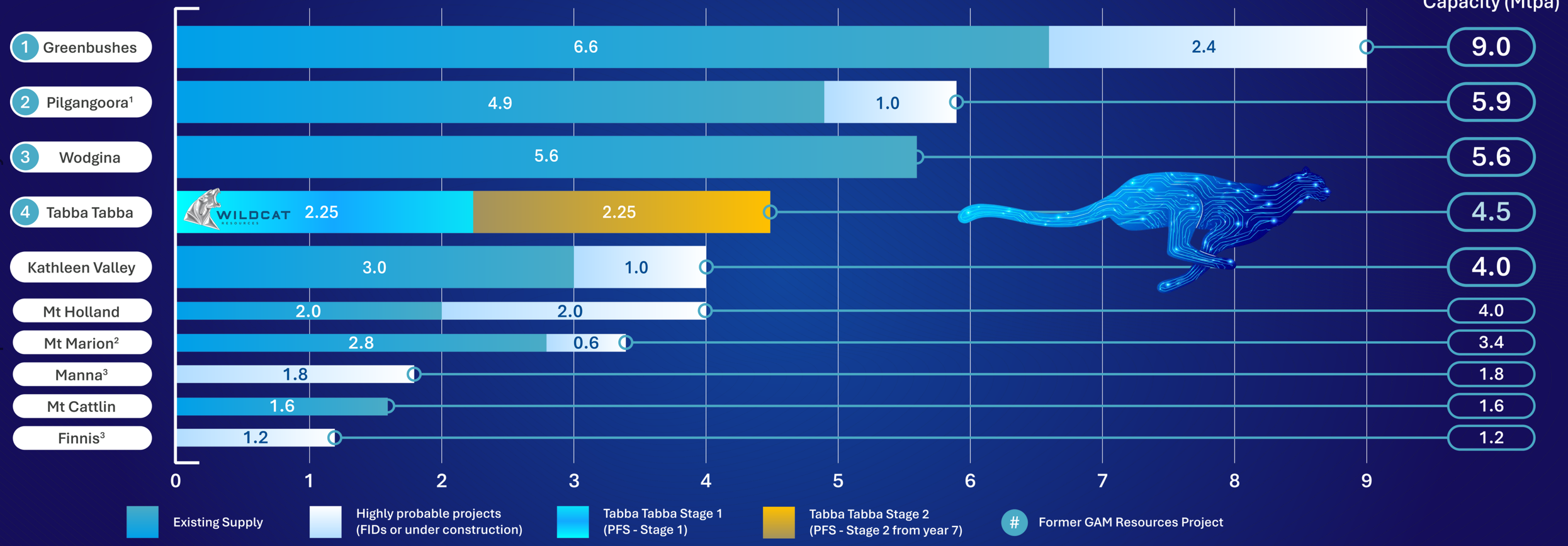

Source: Company announcements and public disclosures of peer companies, latest available technical reports and quarterly reports as at 31 Mar 2026. Tabba Tabba production data sourced from PFS, released on 29 July 2025.

1. Pilgangoora reflects combined nameplate capacity across the Pilgan Plant (~4.7 Mtpa) and Ngungaju Plant (~0.2 Mtpa).
2. Mt Marion reflects current installed capacity (~2.8 Mtpa) and the approved flotation plant expansion (~0.6 Mtpa) to a total of ~3.4 Mtpa.
3. Manna and Finnis are highly probable projects (FIDs or under construction).

Source: Company reports, broker research and public disclosures.

For personal use only

AUSTRALIAN SPODUMENE PRODUCERS FOB OPERATING COST (US$/t)

Source: Company announcements and public disclosures of peer companies, latest available technical reports and quarterly reports as at 31 Mar 2026. Tabba Tabba production data sourced from PFS, released on 29 July 2025.

Former GAM Resources Project

For personal use only

PRODUCTION TIMING MEETS DEMAND

GLOBAL LITHIUM SUPPLY AND DEMAND OUTLOOK[1] (Mt LCE)

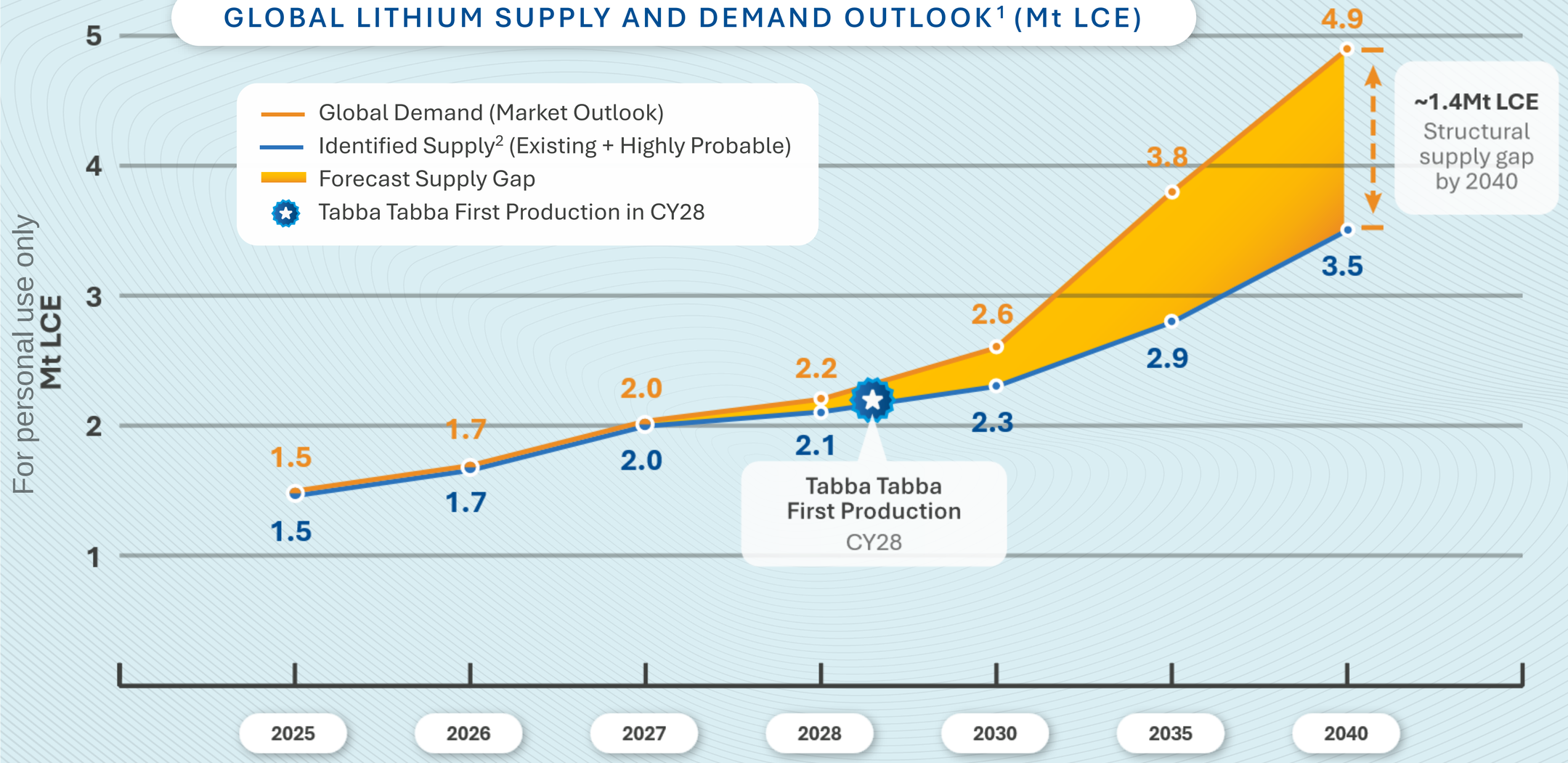

THE DRIVERS TIGHTENING THE MARKET

- Evs
- Battery Storage
- AI/Data Centres

1. Source: See footnotes below. 2. Includes operating supply and highly probable projects (FID or under construction). **Source:** Benchmark Lithium Forecast Report Benchmark Lithium forecast Report Q3 2025

For personal use only

DISCIPLINED, FLEXIBLE FUNDING STRATEGY

FUNDING OPTIONS

Our approach is to **optimise** the funding mix to reduce dilution, **preserve** project upside, and **accelerate** development.

- Govt. Critical Mineral Funds
- Commercial Banks
- Offtake - Prepay
- Offtake – Direct Asset Invest
- Strategic Investor (JV Project Level)
- Equity

For personal use only

PLAN FOR CY 2026

WILDCAT RESOURCES

For personal use only

DISCOVERY

- Regional Exploration
- Bolt Cutter Resource
- Drill Testing New Targets
- Brownfields
- M&A

DEVELOPMENT

- DFS
- Offtake & Financing
- Approvals
- Road Construction
- People

KEY VALUE DRIVERS

For personal use only

RIGHT LOCATION

- **Tier-1 Pilbara, 80km from port**
- **Camp and haul road** in place
- Commanding **land position**
- Proven **regional discovery success (3 discoveries in 3 yrs)**

RIGHT ASSETS

- Tabba Tabba - Impressive **size, scale** and **quality**
- Bolt Cutter – **emerging discovery**
- **Exploration** upside beyond DFS
- **Cash balance $37.2M** (30 June 26)

RIGHT TEAM

- **Track record** of value creation
- **Proven discovery** and **development expertise**
- **Deep capability across financing and project delivery**

TABBA TABBA – AUSTRALIA'S NEXT LARGE SCALE LITHIUM PRODUCER

For personal use only

THANK YOU

From discovery to development

Presented by AJ Saverimutto

info@wildcatresources.com.au
www.wildcatresources.com.au

WILDCAT RESOURCES

ASX | WC8

AUGUST 2026

DISCLAIMER

This presentation has been prepared by Wildcat Resources Ltd (WC8 or the Company). It contains general information about the Company's activities current as at the date of the presentation. The information is provided in summary form and does not purport to be complete. This presentation is not to be distributed (nor taken to have been distributed) to any persons in any jurisdictions to whom an offer or solicitation to buy shares in the Company would be unlawful. Any recipient of the presentation warrants to the Company that the receipt of the presentation is not unlawful. It should not be considered as an offer or invitation to subscribe for or purchase any securities in the Company or as an inducement to make an offer or invitation with respect to those securities. No agreement to subscribe for securities in the Company will be entered into on the basis of this presentation or any information, opinions or conclusions expressed in the course of this presentation.

This presentation is not a prospectus, product disclosure document or other offering document under Australian law or under any other law. It has been prepared for information purposes only. This presentation contains general summary information and does not take into account the investment objectives, financial situation and particular needs of any individual investor. It is not financial product advice and investors should undertake their own due diligence and obtain their own independent advice from qualified professional advisors having regarding to their objectives, financial situation and needs. Neither WC8 nor any of its related bodies corporate is licensed to provide financial product advice.

This presentation and information, opinions or conclusions expressed in the course of this presentation contains forecasts, projections and opinions which constitute forward looking statements. Forward looking statements include, but are not limited to, statements concerning the Company's exploration and development programs, outlook and target sizes, production targets, financial forecast information, mineral resources and ore reserve estimates. They include statements qualified by words such as "potential", "target", "scheduled", "planned", "estimate", "possible", "future", "prospective" and similar expressions. Such forward looking statements are not a guarantee of future performance, and are subject to numerous risks, uncertainties and other factors, including unknown ones, and subject to change without notice. Actual results and developments will almost certainly differ materially from those expressed or implied. There are a number of risks, both specific to WC8 and of a general nature which may affect the future operating and financial performance of WC8 and the value of an investment in WC8 including but not limited to title risk, renewal risk, economic and general market conditions, stock market fluctuations, price movements, regulatory risks, operational risks, reliance on key personnel, uncertainties relating to interpretation of exploration results, geology and resource estimations, native title risks, foreign currency fluctuations, uncertainties relating to the availability of/access to additional capital, infrastructure or environmental approvals, and mining development, construction and commissioning risk. WC8 expressly disclaims any intention or obligation to update or revise any forward looking statements whether as a result of new information, future events, or otherwise.

To the maximum extent permitted by law, no representation, warranty or undertaking, express or implied, is made and no responsibility or liability is accepted, by the Company or any of its officers, employees, agents or consultants or any other person, as to the adequacy, accuracy, completeness or reasonableness of the information in this presentation. An investment in the shares of the Company is to be considered highly speculative. This presentation and information, opinions or conclusions expressed in the course of this presentation should be read in conjunction with WC8's other periodic and continuous disclosure announcements lodged with the ASX, which will be available on the WC8 website.

Not an offer in the United States

This presentation has been prepared for publication in Australia and may not be released to US wire services or distributed in the United States. This presentation does not constitute an offer to sell, or a solicitation of an offer to buy, securities in the United States or any other jurisdiction. Any securities described in this presentation have not been, and will not be, registered under the US Securities Act of 1933 and may not be offered or sold in the United States except in transactions exempt from, or not subject to, the registration requirements of the US Securities Act and applicable US state securities laws.

This presentation contains information (including mineral resource, ore reserves, production targets and forecast financial information) extracted from the following ASX market announcements which are available on the Company's website at www.wildcatresources.com.au

NEW LITHIUM DISCOVERY AT BOLT CUTTER CENTRAL – 4 AUGUST 2025

TABBA TABBA PFS CONFIRMS POTENTIAL FOR LONG-LIFE MINE – 29 JULY 2025

WILDCAT DELIVERS MRE OF 74.1MT @ 1.0% Li2O – 28 NOVEMBER 2024

Competent Person's Statements

The information in this report that relates to Exploration Results for the Bolt Cutter Project is based on, and fairly represents, information originally reported in the company's announcement titled "New Lithium Discovery at Bolt Cutter Central" on 4 August 2025 and was compiled by Mr Torrin Rowe (Head of Geology and Exploration at Wildcat Resources Limited), a Competent Person who is a Member of the Australian Institute of Geoscientists (AIG).

The information in this report that relates to open pit Ore Reserves for the Tabba Tabba Project is based on, and fairly represents, information originally reported in the company's announcement titled "Tabba Tabba PFS Confirms Potential for Long Life Mine" on 29 July 2025 and compiled by Mr David Varcoe (Director / Principal Consultant) of AMC Consultants Pty Ltd (AMC), a Competent Person who is a Fellow of the Australasian Institute of Mining and Metallurgy (AUSIMM).

The information in this report that relates to underground Ore Reserves for the Tabba Tabba Project is based on, and fairly represents, information originally reported in the company's announcement titled "Tabba Tabba PFS Confirms Potential for Long Life Mine" on 29 July 2025 and compiled by Ms Cailli Knievel (Technical Lead / Principal Consultant) of AMC Consultants Pty Ltd (AMC), a Competent Person who is a Fellow of the Australasian Institute of Mining and Metallurgy (AUSIMM).

The information in this report that relates to Mineral Resources for the Tabba Tabba Project is based on and fairly represents information originally reported in the company's announcement titled "Wildcat D=elivers MRE of 74.1MT @ 1.0% Li2O" on 28 November 2024 and compiled by Mr Lauritz Barnes (Consultant with Trepanier) and Mr Torrin Rowe (Head of Geology and Exploration at Wildcat Resources Limited). Mr Barnes is a member of both the Australian Institute of Geoscientists and the Australasian Institute of Mining and Metallurgy and is independent of Wildcat Resources Limited. Mr Rowe is a member of the Australian Institute of Geoscientists and is a fulltime employee and shareholder of Wildcat Resources Limited.

ASX Listing Rule Information

The company confirms that it is not aware of any new information or data that materially affects the information included in the original market announcements and, in the case of estimates of Mineral Resources or Ore Reserves, that all material assumptions and technical parameters underpinning the estimates in the original market announcements continue to apply and have not materially changed. The company confirms that all material assumptions underpinning the product targets and forecast financial information derived from a production target included in the original market announcements continue to apply and have not materially changed.

The company confirms that the form and context in which the competent persons findings have not been materially modified from the original announcement.

For personal use only

ANNEXURE

Table 1 – Tabba Tabba JORC (2012) MRE as at 28 November 2024 (using 0.45% Li2O cut-off).

Category	Tonnes (Mt)	Li_2O (%)	Ta_2O_5 (ppm)	Fe_2O_3 (%)	Li2O (T)	Ta_2O_5 (lb)
Indicated	70.0	1.01	53	0.64	709,100	9,948,600
Inferred	4.1	0.76	65	0.88	31,100	724,700
Total	**74.1**	**1.00**	**54**	**0.65**	**740,200**	**10,673,300**

Note: Reported above a Li2O cut-off grade of 0.45%. Appropriate rounding applied. Wildcat announced the Tabba Tabba Lithium Project JORC (2012) Mineral Resource Estimate on 28 November 2024.

Table 2 – Tabba Tabba Lithium Maiden Ore Reserve of 46.3Mt at 0.99%

Source	Classification	Tonnes (Mt)	Li2O (%)	Ta2O5 (ppm)	Fe2O3 (%)	Li2O (kt)
Open pit	Proved	-	-	-	-	-
	Probable	36.8	1.00	62.4	1.06	366
Underground	Proved	-	-	-	-	-
	Probable	9.5	0.94	51.9	0.86	90
Total	**Probable**	**46.3**	**0.99**	**60.2**	**1.02**	**456**

***Note**: The Ore Reserve is based on the November 2024 Mineral Resource Estimate (MRE) (Table 1), but does not include the Chewy, Han or Hutt pegmatites, which collectively account for approximately 15% of the MRE.*

For personal use only