RUMBLE RESOURCES LTD

ASX:RTR

JUNE 2026 QUARTERLY REPORT

ASX RELEASE I 31 JULY 2026

For personal use only

Rumble Resources Ltd (**ASX: RTR**) ("**Rumble**" or "the **Company**") is pleased to provide a summary of activities conducted during the June 2026 Quarter as the Company advances its Western Queen Gold-Tungsten Project toward production and explores its broader Western Australian gold and base metal exploration portfolio.

KEY HIGHLIGHTS

WESTERN QUEEN GOLD-TUNGSTEN PROJECT

1. Development Pathway Advanced

- Execution of the **Toll Milling and Blending Agreement with Gylden Resources**[1] and Kirkalocka Gold to process gold bearing ore from Western Queen at Kirkalocka Gold's 2.1Mtpa processing plant for up to five years, commencing when the first parcel of Western Queen ore is processed at Kirkalocka.
- Delivered an upgraded gold Mineral Resource Estimate of **5.13Mt @ 2.6g/t Au for 433,600oz**[2], a **17% increase in contained gold** compared to the July 2025 estimate and **54% increase in Indicated Resources to 2.46Mt @ 2.9g/t Au for 227,700oz** (adding 79,700oz to the Indicated category).
- Commenced updating the Western Queen November 2025 Gold Scoping Study ahead of delivery of the Feasibility Study with AMC Consultants progressing detailed mine design and the Company advancing mining contractor selection and pre-development planning.
- Continued technical, commercial and permitting workstreams to support a future Final Investment Decision, including mining studies, permitting approvals and funding initiatives.

2. Drilling and Resource Growth

- Completed the diamond drilling program at Western Queen in mid-April 2026, focusing on high-grade infill and down-plunge extensions at Western Queen South and Western Queen Central.
- **The drilling program identified a new high-grade zone at Western Queen Central comprising 145kt @ 11.3g/t Au for 52,500oz,** situated directly below the historical underground workings and immediately down-plunge from the existing open pit.
- Key objectives of the 17,255m diamond drill program were to grow the existing Western Queen gold Mineral Resource Estimate, upgrade a significant portion of Inferred Resources to the Indicated category at Western Queen South, test up and down-plunge extensions at Western Queen South and Central, support geotechnical assessment of the proposed underground development areas and grow and upgrade the Western Queen tungsten Mineral Resource.
- Evaluated drill program results and updated geological models, culminating in the delivery of an upgraded Mineral Resource Estimate (MRE) in July. This updated estimate will now be integrated into a revised mining schedule to support a revised Scoping Study and follow on Feasibility Study.

---

[1] *Refer Rumble ASX release dated 19 May 2026 "Toll Milling and Blending Agreement for Western Queen gold ore executed with Gylden and Kirkalocka Gold"*

[2] *Refer Rumble ASX release dated 24 June 2026 "Western Queen Gold Resources upgraded to 433koz with 228koz now in Indicated category and a new high-grade zone of 53koz @ 11.3g/t gold"*

Rumble Resources Limited / ASX:RTR
ABN 74 148 214 260
www.rumbleresources.com.au

Head Office
Level 1, 16 Ord St
West Perth, WA 6005

Contact Us
T. +61 8 6555 3980
E. info@rumbleresources.com.au

For personal use only

3. Tungsten Opportunity Progressed

- Continued development of the tungsten scoping study evaluating mining, processing, offtake, metal payability, logistics and capital requirements.
- Continued to assess the potential to integrate tungsten recovery with the proposed Western Queen gold mining and processing pathway.
- Previous metallurgical testwork confirmed a marketable tungsten concentrate grading 48% WO_3 at 45% recovery can be produced via a conventional gravity circuit.
- The Toll Milling and Blending Agreement with Gylden provides for future negotiation regarding the potential development of a facility to process tungsten-bearing ore from Western Queen at Kirkalocka.

4. Mine Development, Toll Treatment and Permitting

- Continued to progress the Western Queen underground mining Feasibility Study, with work focused on mining inventory, scheduling, geotechnical evaluation, mining costs, development capital, processing pathway and project execution planning.
- The Toll Milling and Blending Agreement with Gylden covers 100% of forecast gold ore production from Western Queen, for up to five years and provides for either parcels of 75,000 tonnes of Western Queen ore blended 50/50 with Gylden ore or dedicated 150,000 tonne Western Queen ore parcels.
- Permitting activities continued during the quarter, with the Company awaiting the Groundwater Licence and Mine Development and Closure Proposal approval required to support pre-development activities.
- Appointed Jake Campbell, an experienced mine operator, as General Manager Operations to take Western Queen project through development and into production.

MUNARRA GULLY GOLD-COPPER-SILVER PROJECT

Rumble conducted an air core and RC drill program totalling 3,648m in May 2026. The drilling intercepted a number of high-grade gold zones along the Amaryllis Shear Zone including[3]:

- MGRC26011: **13m @ 21.64 g/t Au** from 122m
  - incl. **5m @ 55.56 g/t Au** from 124m
  - incl. **1m @ 221.00 g/t Au** from 124m
  - concurrent with 7m @ 0.52% Cu from 128m

Follow-up drilling is being planned for H2 CY26.

EARAHEEDY ZINC-LEAD-SILVER PROJECT

Rumble continued to advance metallurgical and technical evaluation work at the Earaheedy Zinc-Lead-Silver Project during the quarter. The key work stream is metallurgical testwork to determine whether a separate high-grade zinc concentrate and a silver rich lead concentrate can be produced from the bulk concentrate material.

CORPORATE

The Company remains well funded after **securing A$10 million during the quarter by selling a 2.5% Net Smelter Return royalty on gold production from Western Queen** to a subsidiary of Elemental Royalty Corporation.

[3] *Refer Rumble ASX release dated 20 July 2026 "Drilling at Munarra Gully returns intercept of 5m @ 55.60 g/t gold"*

Rumble Resources Limited / ASX:RTR
ABN 74 148 214 260
www.rumbleresources.com.au

Head Office
Level 1, 16 Ord St
West Perth, WA 6005

Contact Us
T. +61 8 6555 3980
E. info@rumbleresources.com.au

For personal use only

EXPLORATION AND DEVELOPMENT ACTIVITIES

Rumble has a significantly advanced exploration portfolio in Western Australia hosting a mixture of gold, base metals and specialty metals. During the June 2026 Quarter, the Company prioritised Western Queen development activities while continuing work programs across selected exploration projects.

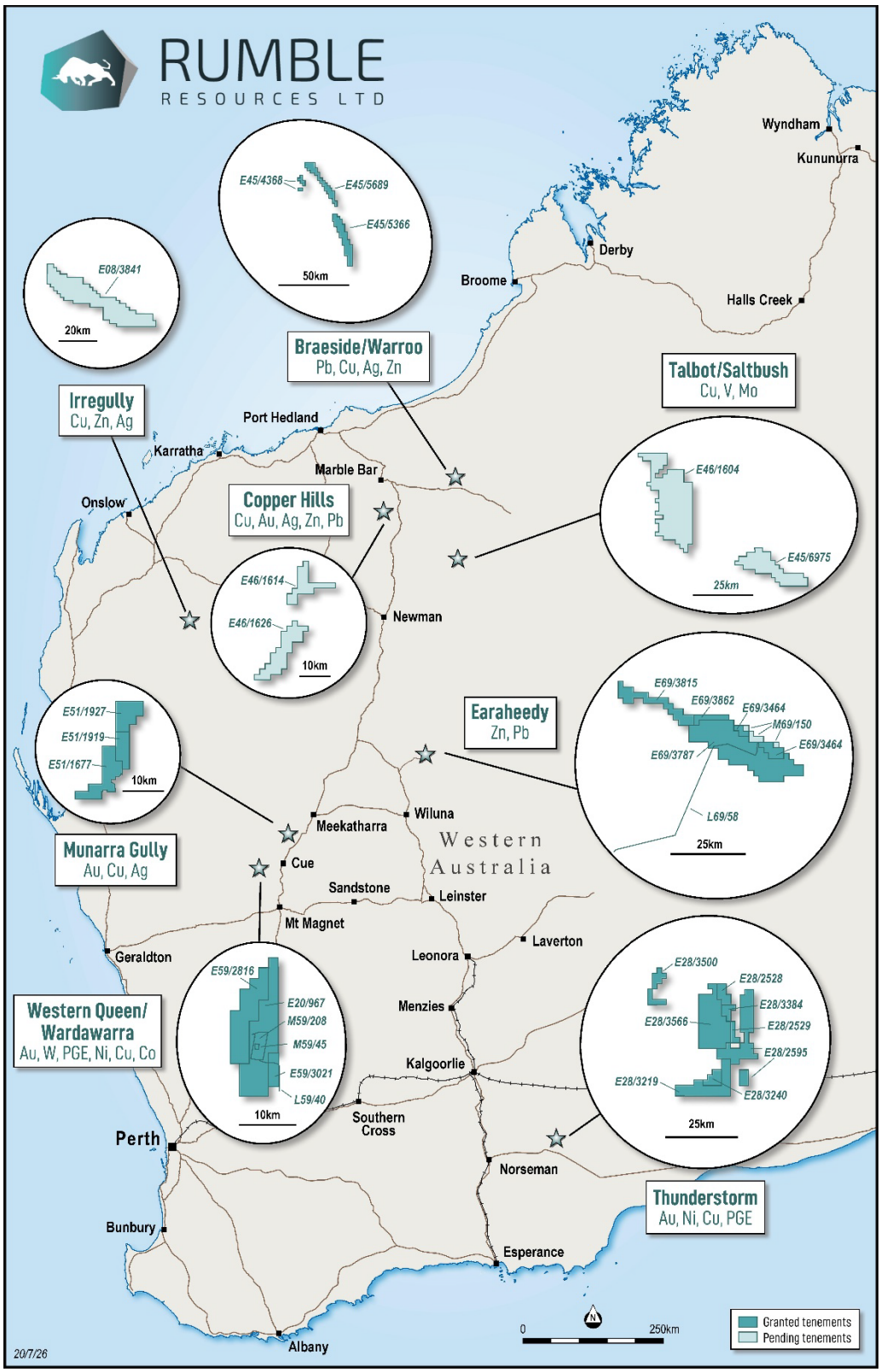

Figure 1 – Location of Company's Projects

Rumble Resources Limited / ASX:RTR
ABN 74 148 214 260
www.rumbleresources.com.au

Head Office
Level 1, 16 Ord St
West Perth, WA 6005

Contact Us
T. +61 8 6555 3980
E. info@rumbleresources.com.au

For personal use only

Western Queen Gold-Tungsten Project, Mt Magnet, Western Australia

The Western Queen Project is located approximately 110km northwest of Mt Magnet in Western Australia. During the quarter, Rumble continued to advance technical, commercial and permitting workstreams required to support a future Final Investment Decision for the proposed underground mining operation.

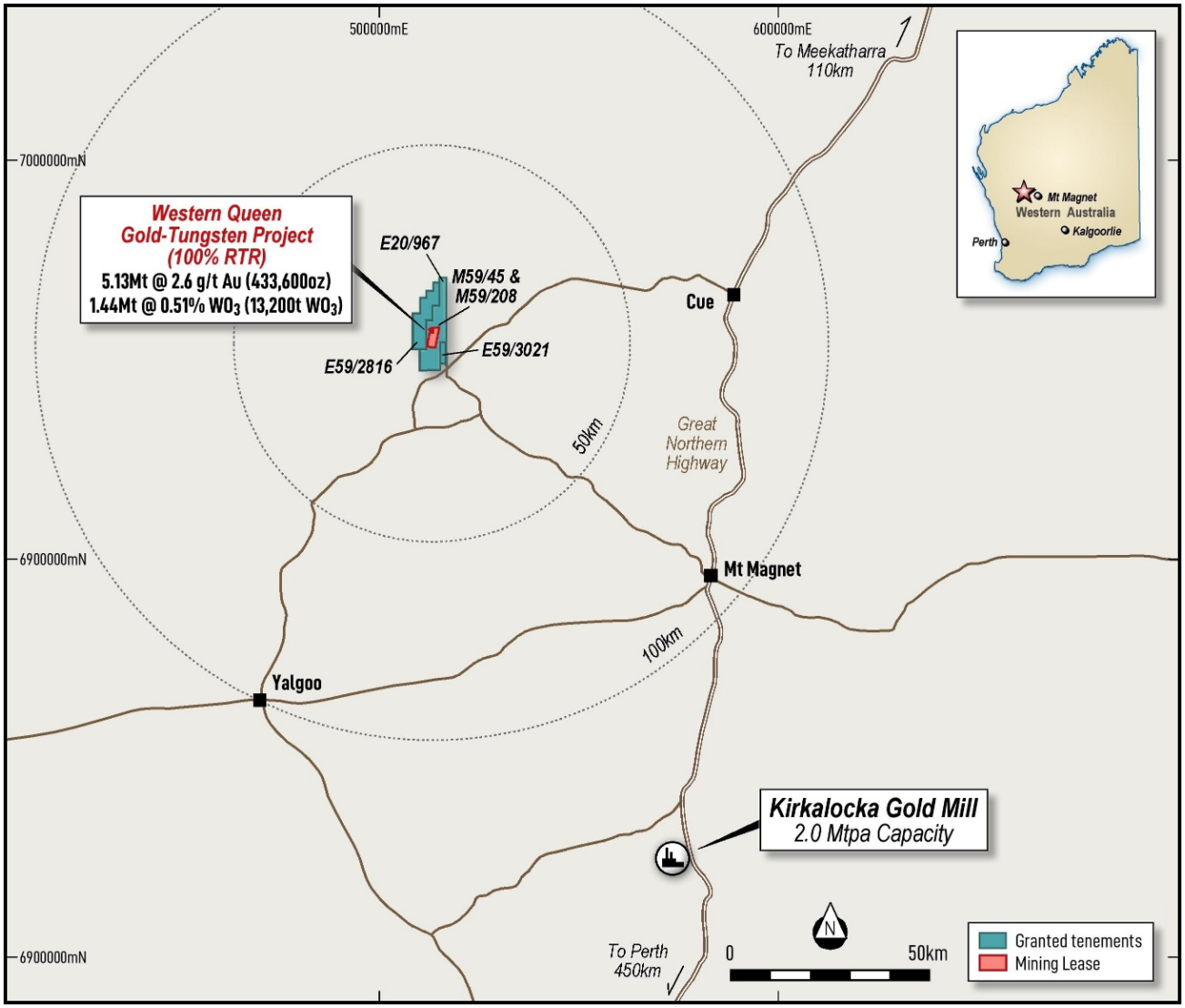

Figure 2 – Location of Western Queen mining leases in relation to Kirkalocka

Exploration Drilling at Western Queen

During the quarter, Rumble announced an upgraded gold Mineral Resource Estimate (MRE) for the Western Queen Project of **5.13Mt @ 2.6g/t Au for 433,600oz**[4], representing a 17% increase in overall contained gold compared to the July 2025 estimate.

The upgrade incorporates 17,255m of diamond drilling completed between October 2025 and April 2026 and has delivered a **54% increase in Indicated Resources to 2.46Mt @ 2.9g/t Au for 227,700oz** (refer Table 1 and Figure 3).

[4] *Refer Rumble ASX release dated 20 July 2026 "Western Queen Gold Resources upgraded to 433koz with 228koz now in Indicated category and a new high-grade zone of 53koz @ 11.3g/t gold""*

Rumble Resources Limited / ASX:RTR
ABN 74 148 214 260
www.rumbleresources.com.au

Head Office
Level 1, 16 Ord St
West Perth, WA 6005

Contact Us
T. +61 8 6555 3980
E. info@rumbleresources.com.au

For personal use only

Table 1 - Gold Mineral Resource Estimate tabulation for the Western Queen Project by Resource Area, split by Indicated and Inferred Resources and reported at open pit and underground economic cut-offs.

Western Queen Gold Deposit June 2026 Mineral Resource Estimate June 2026 Mineral Resource Estimate (0.5g/t Au Cut-off Above 245mRL; 1.5g/t Au Cut-off Below 245mRL)									
	Indicated			Inferred			Total		
Prospect	Tonnage kt	Au g/t	Au Ounces	Tonnage kt	Au g/t	Au Ounces	Tonnage kt	Au g/t	Au Ounces
WQS	1,840	2.3	134,600	1,240	2.3	91,500	**3,080**	**2.3**	**226,100**
WQC	370	6.5	76,800	820	3.0	78,800	**1,190**	**4.1**	**155,600**
including WQC HG	144	11.3	52,300	1	8.1	200	**145**	**11.3**	**52,500**
WQS + WQC total	**2,210**	**3.0**	**211,400**	**2,060**	**2.6**	**170,300**	**4,270**	**2.8**	**381,700**
Princess	220	1.3	9,400	520	1.8	29,200	**740**	**1.6**	**38,600**
Duke	30	7.1	6,900	10	7.1	3,100	**40**	**7.1**	**10,000**
Cranes				80	1.4	3,300	**80**	**1.4**	**3,300**
Grand Total	**2,460**	**2.9**	**227,700**	**2,670**	**2.4**	**205,900**	**5,130**	**2.6**	**433,600**

Notes: Mineral Resources reported on a dry in-situ basis.

- *The Statement of Estimates of Mineral Resources has been compiled by Mr. Shaun Searle who is a Director of Ashmore Advisory and a Member of the AIG. Mr. Shaun Searle has sufficient experience that is relevant to the style of mineralisation and type of deposit under consideration and to the activity that he has undertaken to qualify as a Competent Person as defined in the JORC Code (2012).*
- *All Mineral Resources figures reported in the table above represent estimates as of June 2026. Mineral Resource estimates are not precise calculations, being dependent on the interpretation of limited information on the location, shape and continuity of the occurrence and on the available sampling results.*
- *Mineral Resources are reported in accordance with the Australasian Code for Reporting of Exploration Results, Mineral Resources and Ore Reserves (The Joint Ore Reserves Committee Code – JORC 2012 Edition).*
- *Cranes Mineral Resource figures are derived from the 2024 Mineral Resource estimate.*

The objectives of the drill program were to support resource growth, increase confidence in the existing resource base, assess up and down-plunge extensions, provide geotechnical information for underground development planning and evaluate the potential to grow and upgrade the tungsten Mineral Resource.

The upgraded gold resource also defined a new high-grade zone at Western Queen Central comprising **145kt @ 11.3g/t Au for 52,500oz**. The zone is located directly below the historical underground workings and represents an important addition to the Western Queen development inventory and ongoing mine planning activities.

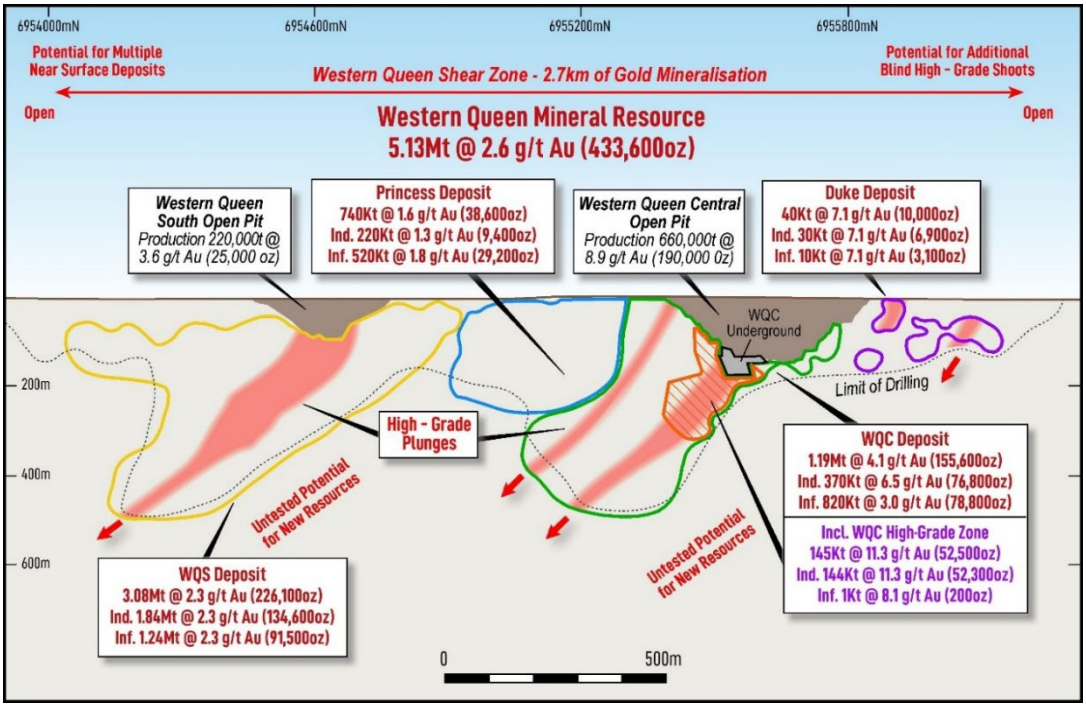

Figure 3 – Western Queen Gold Deposit Longitudinal Section – Highlighting Previous Production, Resources and Potential New Resource Areas

Rumble Resources Limited / ASX:RTR
ABN 74 148 214 260
www.rumbleresources.com.au

Head Office
Level 1, 16 Ord St
West Perth, WA 6005

Contact Us
T. +61 8 6555 3980
E. info@rumbleresources.com.au

Mine Development, Toll Treatment and Permitting

Western Queen Underground Feasibility Study

Rumble continued to progress the Feasibility Study for underground mining at Western Queen during the quarter. The upgraded gold Mineral Resource Estimate will be incorporated into an updated mining schedule, with workstreams including mining inventory assessment, mine scheduling, geotechnical evaluation, mining costs, development capital and execution planning. The Western Queen November 2025 Gold Scoping Study is also being updated ahead of delivery of the Feasibility Study, with mine development remaining on track for production to commence in 2027.

Third Party Processing

During the quarter, Western Queen Pty Ltd, a wholly owned subsidiary of Rumble, executed a Toll Milling and Blending Agreement with Gylden Resources Pty Ltd (Gylden) and Kirkalocka Gold SPV Pty Ltd (Kirkalocka Gold) for the processing of Western Queen gold ore at Kirkalocka Gold's 2.1Mtpa processing plant, 180km south-east of Western Queen.

The Agreement provides the Company with a toll treatment pathway for 100% of forecast gold ore production from Western Queen for a period of four years and eleven months commencing when the first parcel of Western Queen ore is processed at Kirkalocka.

Western Queen ore may be processed in campaigns of 75,000 tonnes blended 50/50 with Gylden ore, or in dedicated campaigns of 150,000 tonnes, if Western Queen ore is processed separately. Milling and blending fees are fixed for calendar year 2027 and will be negotiated annually for subsequent years. Rumble retains 100% of its share of recovered gold from each campaign, with no profit share.

The parties also agreed to negotiate in good faith the development of a facility to process tungsten-bearing ore from Western Queen at Kirkalocka should Rumble decide to mine tungsten-bearing material. Ramelius Resources Limited advised Rumble on 27 May 2026 it would not be exercising its pre-emptive rights to process ore from Western Queen.

Permitting

All required approvals to allow underground mining to be undertaken, including the Mining Proposal, Mine Closure Plan, Works Approval and ancillary permits, have been submitted to the relevant government departments. To date, the Works Approval and Native Vegetation Clearance Approval have both been obtained.

The Mine Development and Closure Proposal and Groundwater Licence remain outstanding. Once all permits and approvals are granted, the Western Queen South open pit will be dewatered prior to cutting the underground portal and commencement of the decline development.

Western Queen Royalty Funding

During the quarter, Rumble completed the Western Queen royalty funding transaction with Elemental Royalty, a subsidiary of Elemental Royalty Corporation.

Under the agreement, Elemental Royalty acquired a 2.5% net smelter return royalty over gold production from Western Queen for a total consideration of A$10 million, replacing the existing A$6–20 per ounce gold royalty.

Both payments under the transaction were received during the quarter, providing non-dilutive capital to support Western Queen pre-development activities.

Tungsten Metallurgy

During the quarter, Rumble continued to advance assessment of the tungsten opportunity at Western Queen, including processing options and the potential integration of tungsten recovery with the broader Western Queen gold development and processing pathway.

For personal use only

Rumble Resources Limited / ASX:RTR
ABN 74 148 214 260
www.rumbleresources.com.au

Head Office
Level 1, 16 Ord St
West Perth, WA 6005

Contact Us
T. +61 8 6555 3980
E. info@rumbleresources.com.au

The maiden Western Queen tungsten Mineral Resource Estimate of **4.31Mt @ 0.31% WO_3 for 13.2Kt WO_3** at a 0.1% WO_3 cut-off was reported in August 2025[5]. The maiden resource contained a higher-grade portion of **1.44Mt @ 0.51% WO_3 for 7.4Kt WO_3** at a 0.3% WO_3 cut off (refer Table 2 and Figure 4).

Table 2 – Tungsten Mineral Resource Estimate tabulation for the Western Queen Project by Resource Area

Western Queen August 2025 Tungsten Mineral Resource Estimate (0.1% WO_3 Cut-off)			
Prospect	Inferred Mineral Resource		
	Tonnage kt	WO_3 %	WO_3 t
WQS	2,710	0.34	9,200
WQC	790	0.27	2,200
Princess	810	0.22	1,800
Total	4,310	0.31	13,200

Notes:

- *Totals may differ due to rounding, Mineral Resources reported on a dry in-situ basis.*
- *The Statement of Estimates of Mineral Resources has been compiled by Mr. Shaun Searle who is a Director of Ashmore Advisory and a Member of the AIG. Mr. Shaun Searle has sufficient experience that is relevant to the style of mineralisation and type of deposit under consideration and to the activity that he has undertaken to qualify as a Competent Person as defined in the JORC Code (2012).*
- *All Mineral Resources figures reported in the table above represent estimates as at August 2025. Mineral Resource estimates are not precise calculations, being dependent on the interpretation of limited information on the location, shape and continuity of the occurrence and on the available sampling results.*
- *Mineral Resources are reported in accordance with the Australasian Code for Reporting of Exploration Results, Mineral Resources and Ore Reserves (The Joint Ore Reserves Committee Code – JORC 2012 Edition).*

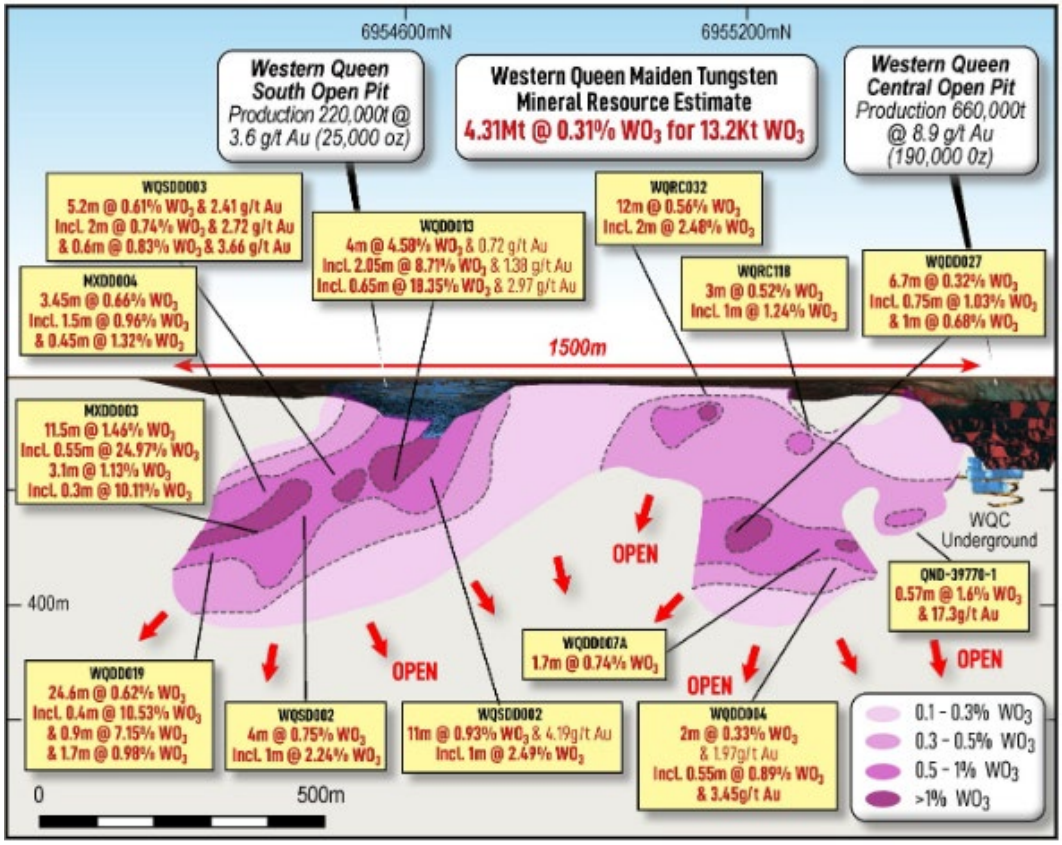

Figure 4 – Maiden Western Queen Tungsten MRE showing extents of WO_3 lodes and diagrammatic contoured block grades displaying emerging high-grade trends and the select significant WO_3 intercepts

[5] *Refer Rumble ASX release dated 11 August 2025 "Maiden Tungsten Resource of 13,200 tonnes of WO_3 highlights the exceptional potential of the Western Queen Project"*

For personal use only

Rumble Resources Limited / ASX:RTR
ABN 74 148 214 260
www.rumbleresources.com.au

Head Office
Level 1, 16 Ord St
West Perth, WA 6005

Contact Us
T. +61 8 6555 3980
E. info@rumbleresources.com.au

Metallurgical testwork has demonstrated the potential to produce a marketable tungsten concentrate grading 48% WO_3 at 45% recovery utilising the flowsheet shown in Figure 5.

As part of the Toll Milling and Blending Agreement executed with Gylden Resources during the quarter, the parties agreed to negotiate in good faith in relation to the potential development of a facility to process tungsten-bearing ore from Western Queen at Kirkalocka, should Rumble decide to mine tungsten-bearing material.

Rumble also continued work on a tungsten Scoping Study assessing mining, processing, offtake, metal payability, logistics and capital requirements, with the study intended to inform whether tungsten-bearing material can be incorporated into the Western Queen development plan.

The flowsheet concept developed for the gold and scheelite is shown in Figure 5.

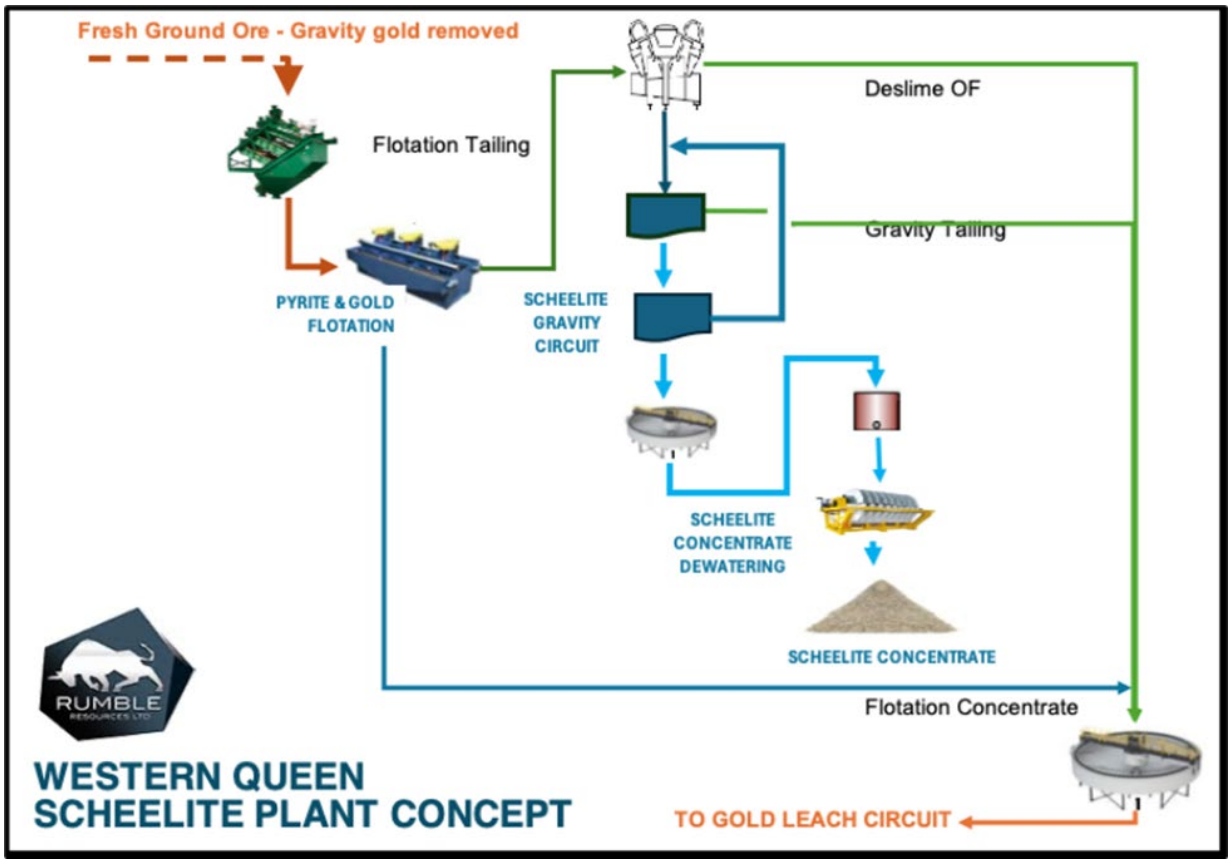

Figure 5 - Western Queen Flowsheet Concept

Other key workstreams to advance the tungsten opportunity at Western Queen include:

Scoping Study

The Scoping Study underway is aimed at fast-tracking production by integrating tungsten-bearing ore into the existing gold mining plan.

Commercial Offtake and Logistics

Discussions have commenced with various parties to determine metal payability and freight costs for the Scoping Study's financial model.

Flowsheet Optimisation and Capex Reduction

Rumble commenced evaluation of the accelerated "coarse-liberation" concept, which seeks to recover scheelite from the mill's recirculating load that could reduce capital costs and speed up implementation without compromising the finer grind required for gold extraction.

For personal use only

Rumble Resources Limited / ASX:RTR
ABN 74 148 214 260
www.rumbleresources.com.au

Head Office
Level 1, 16 Ord St
West Perth, WA 6005

Contact Us
T. +61 8 6555 3980
E. info@rumbleresources.com.au

For personal use only

Other Exploration Projects, Western Australia

Earaheedy Zinc-Lead-Silver Project, Wiluna, Western Australia

Rumble continued to advance metallurgical and technical evaluation work at the Earaheedy Zinc-Lead-Silver Project. Metallurgical testwork is underway to determine whether a separate high-grade zinc concentrate and a silver rich lead concentrate can be produced from the bulk concentrate material.

No material new exploration results were released for Earaheedy during the quarter.

Warda Warra – Au, Li-Cs-Ta, Ni-Cu-Co, Project, Mt Magnet, Western Australia

During the quarter, 21 blocks were relinquished from E20/967. These blocks were north of the Sandford River and were not considered prospective. Subsequent to the end of the quarter, two applications (E59/2816 and E59/3021) were granted.

No material exploration results were released for Warda Warra during the quarter.

Munarra Gully Gold-Copper-Silver Project, Western Australia

A program consisting of 28 air core holes for 1,933m and 12 RC holes for 1,715m (total of 3,648m) was completed in May 2026[6]. Highlights include:

- **13m @ 21.64 g/t Au** from 122m in hole MGRC26011
  - incl. 5m @ 55.56 g/t Au from 124m
  - incl. 1m @ 221.00 g/t Au from 124m
  - concurrent with 7m @ 0.52% Cu from 128m

Further significant gold and copper results include:

- 7m @ 2.15 g/t Au from 132m (MGRC26007)
  - concurrent with 4m @ 0.62% Cu from 132m
- 7m @ 3.86 g/t Au from 65m (MGRC26012)
  - incl. 1m @ 26.10 g/t Au from 68m
- 1m @ 5.86 g/t Au from 149m (MGRC26006)
  - concurrent with 6m @ 0.39% Cu from 140m
  - incl. 1m @ 1.54% Cu from 140m

Follow-up drilling is planned for H2 CY26.

Braeside Base Metal Project, East Pilbara, Western Australia

No material exploration results were released for Braeside during the quarter.

Tenement E45/2032 expired during the quarter. Rumble elected not to renew the tenement.

Thunderstorm Gold Project, Fraser Range, Western Australia

No material new exploration results were released for Thunderstorm during the quarter, following completion of the Company's acquisition of the project earlier in 2026.

During the quarter, Rumble carried out a heritage survey at Thunderstorm ahead of a planned 5,000 metres AC drill program scheduled to commence in late 2026.

Warroo Uranium and Base Metal Project, East Pilbara, Western Australia

No material exploration results were released for Warroo during the quarter.

[6] *Refer to Rumble ASX release 20 July 2026 "Munarra Gully reinterpretation leads to high-grade drilling success"*

Rumble Resources Limited / ASX:RTR
ABN 74 148 214 260
www.rumbleresources.com.au

Head Office
Level 1, 16 Ord St
West Perth, WA 6005

Contact Us
T. +61 8 6555 3980
E. info@rumbleresources.com.au

For personal use only

CORPORATE

Capital Management and Funding

The Company continued to evaluate funding options to support the development of Western Queen and maintain exploration activity across its portfolio. During the quarter, Rumble completed the Western Queen gold royalty funding transaction with Elemental Royalty, receiving total consideration of A$10 million for the sale of a 2.5% net smelter return royalty over gold production from Western Queen. The transaction provided non-dilutive capital to support pre-development activities, including dewatering, feasibility, permitting and mine planning workstreams.

Lamil Project Divestment

During the quarter, Rumble and AIC Mines Limited entered into a Tenement Sale Agreement with Aventine Resources Limited for the sale of their respective interests in Exploration Licence E45/5271, comprising the Lamil Joint Venture. Under the agreement, Aventine will acquire a 100% legal and beneficial interest in E45/5271 and associated geological information.

Rumble will receive A$250,000 in cash, Aventine shares to a value of A$300,000 calculated using a deemed issue price equal to Aventine's IPO share price, and a 0.5% net smelter return royalty. Completion remains conditional on satisfaction of conditions precedent, including heritage assignment steps and ASX and IPO-related confirmations by Aventine.

Financial Position

As at 30 June 2026, Rumble held approximately $11.09 million in cash.

Appendix 5B – Quarterly Cash Flow

The Appendix 5B – Statement of Consolidated Cash Flows is provided in a separate report. Information as disclosed in the Cash Flow Report, with Exploration and Evaluation during the quarter totalling $1.16 million.

Cash outflows for the June 2026 Quarter totalled $1.92 million across exploration activity (64%), staff costs (19%), administration and corporate costs (17%).

Cash inflows for the June 2026 Quarter totalled $10.16 million, comprising royalty proceeds (98%), government rebates or other receipts (1.5%) and interest received (0.5%).

Appendix 5B – Payments to related parties and their associates

Payments to related parties and their associates totalled $240K for the quarter, consisting of Technical Management, Executive and Non-Executive Director fees and salaries, geological consulting, superannuation payments and travel expense reimbursements.

Tenement Holdings

In accordance with ASX Listing Rule 5.3.3, please refer to Appendix 1 for a listing of all tenement holdings.

Authorisation

This announcement was approved for release by the Board of the Company.

-ENDS-

For further information please refer to the Company's website *www.rumbleresources.com.au* or contact *info@rumbleresources.com.au*

Peter Harold
Managing Director & CEO

Peter Venn
Technical Director

Trevor Hart
Chief Financial Officer

About Rumble Resources

Rumble Resources is an Australian based exploration company, listed on the ASX in July 2011. Rumble was established with the aim of adding significant value to its selected mineral exploration assets and to search for suitable mineral acquisition opportunities in Western Australia.

Rumble has a unique suite of resources projects including the Western Queen Gold-Tungsten Project which is being developed to deliver near term cash flow from the existing underground resources and resource growth through future exploration success.

In addition, the discovery of the Earaheedy Zinc-Lead-Silver Project has demonstrated the capabilities of the exploration team to find world class orebodies.

Competent Person Statement

The information in this report that relates to Exploration Results at Western Queen and other Rumble Projects is based on and fairly represents information compiled by Mr Peter Venn and Mr Simon Davies, who are Members of the Australian Institute of Geoscientists. Mr Peter Venn and Mr Simon Davies are full-time employees of Rumble Resources Limited. Mr Peter Venn and Mr Simon Davies have sufficient experience relevant to the style of mineralisation and type of deposit under consideration and to the activity which they are undertaking to qualify as Competent Persons as defined in the 2012 Edition of the "Australasian Code for Reporting of Exploration Results, Mineral Resources and Ore Reserves". Mr Peter Venn and Mr Simon Davies consent to the inclusion in the report of the matters based on this information in the form and context in which it appears.

Previously Reported Information

The information in this report that references previously reported exploration results is extracted from the Company's ASX market announcements released on the date noted in the body of the text where that reference appears. The previous market announcements are available to view on the Company's website or on the ASX website (www.asx.com.au). The Company confirms that it is not aware of any new information or data that materially affects the information included in the original market announcements. The Company confirms that the form and context in which the Competent Person's findings are presented have not been materially modified from the original market announcements.

Disclaimer

This report contains certain forward-looking statements and forecasts, including possible or assumed reserves and resources, production levels and rates, costs, prices, future performance or potential growth of Rumble Resources Ltd, industry growth or other trend projections. Such statements are not a guarantee of future performance and involve unknown risks and uncertainties, as well as other factors which are beyond the control of Rumble Resources Ltd. Actual results and developments may differ materially from those expressed or implied by these forward-looking statements depending on a variety of factors. Nothing in this report should be construed as either an offer to sell or a solicitation of an offer to buy or sell securities. This document has been prepared in accordance with the requirements of Australian securities laws, which may differ from the requirements of United States and other country securities laws. Unless otherwise indicated, all ore reserve and mineral resource estimates included or incorporated by reference in this document have been, and will be, prepared in accordance with the JORC classification system of the Australasian Institute of Mining, and Metallurgy and Australian Institute of Geoscientists.

For personal use only

Rumble Resources Limited / ASX:RTR
ABN 74 148 214 260
www.rumbleresources.com.au

Head Office
Level 1, 16 Ord St
West Perth, WA 6005

Contact Us
T. +61 8 6555 3980
E. info@rumbleresources.com.au

APPENDIX 1

In accordance with Listing Rule 5.3.3. Rumble provides the following information in relation to its mining tenements.

1. The mining tenements held at the end of the quarter and their location:

Project	Tenement Number	Status	Location	Beneficial Percentage Interest
Braeside	E45/4368	Granted	Western Australia	100%
Copper Hills	E46/1614	Application	Western Australia	100%
Copper Hills	E46/1626	Application	Western Australia	100%
Earaheedy	E69/3464	Granted	Western Australia	75% Note 1
Earaheedy	E69/3787	Granted	Western Australia	100%
Earaheedy	E69/3815	Granted	Western Australia	100%
Earaheedy	E69/3862	Granted	Western Australia	100%
Earaheedy	E69/4062	Application	Western Australia	100%
Earaheedy	E69/4099	Application	Western Australia	100%
Earaheedy	L69/0058	Application	Western Australia	75% Note 1
Earaheedy	M69/0150	Application	Western Australia	75% Note 1
Irregully	E08/3841	Application	Western Australia	100%
Lamil	E45/5271	Granted	Western Australia	50% Note 4
Munarra Gully	P51/3481	Application	Western Australia	100%
Munarra Gully	E51/1677	Granted	Western Australia	80% Note 3
Munarra Gully	E51/1919	Granted	Western Australia	100%
Munarra Gully	E51/1927	Granted	Western Australia	100%
Saltbush	E45/6975	Application	Western Australia	100%
Talbot	E46/1604	Application	Western Australia	100%
Thunderbolt	E28/3219	Granted	Western Australia	100%
Thunderbolt	E28/3240	Granted	Western Australia	100%
Thunderbolt	E28/3384	Application	Western Australia	100%
Thunderbolt	E28/3500	Application	Western Australia	100%
Thunderbolt	E45/3566	Granted	Western Australia	100%
Thunderstorm	E28/2528	Granted	Western Australia	100% Note 2
Thunderstorm	E28/2529	Granted	Western Australia	100% Note 2
Thunderstorm	E28/2595	Granted	Western Australia	100% Note 2
Warroo	E45/5366	Granted	Western Australia	100%
Warroo	E45/5689	Granted	Western Australia	100%
Western Queen	E20/967	Granted	Western Australia	100%
Western Queen	E59/2816	Application	Western Australia	100%
Western Queen	E59/3021	Application	Western Australia	100%
Western Queen	L59/40	Granted	Western Australia	100%
Western Queen	M59/45	Granted	Western Australia	100%
Western Queen	M59/208	Granted	Western Australia	100%

For personal use only

Rumble Resources Limited / ASX:RTR
ABN 74 148 214 260
www.rumbleresources.com.au

Head Office
Level 1, 16 Ord St
West Perth, WA 6005

Contact Us
T. +61 8 6555 3980
E. info@rumbleresources.com.au

2. Mining tenements acquired during the quarter and their location:

Project	Tenement Number	Status	Location	Beneficial Percentage Interest

No tenements granted during the quarter
No tenements were acquired during the quarter
No applications were made during the quarter

3. Mining tenements disposed of during the quarter and their location:

Project	Tenement Number	Status	Location	Beneficial Percentage Interest

No tenements were disposed of

RUMBLE JOINT VENTURES - NOTES

1. Earaheedy Project, Western Australia

E69/3464 75% RTR / 25% Zenith Minerals
M69/0150 75% RTR / 25% Zenith Minerals
L69/0058 75% RTR / 25% Zenith Minerals

2. Fraser Range Projects, Western Australia

E28/2528, E28/2529, E28/2595 (the **Licences**), - RTR 100% - Refer ASX release 7 April 2025 “Rumble acquires 100% of the Thunderstorm Gold Project” and ASX release 6 February 2026 “Rumble completes acquisition of highly prospective Thunderstorm Gold Project”. RTR became the registered holder of 100% of the Licences on 26 February 2026 when transfers for IGO’s 70% portion to RTR were registered.

3. Munarra Gully, Western Australia

E51/1677 RTR 80% / 20% Marjorie Anne Molloy

4. Lamil Project, Western Australia

E45/5271 - RTR 50% / AIC Mines 50% , RTR and AIC Mines entered into a Tenement Sale Agreement with Aventine Resources Limited dated 12 May 2026. Aventine is purchasing 100% of E45/5271 subject to several of conditions precedent that need to be completed.

For personal use only

Rumble Resources Limited / ASX:RTR
ABN 74 148 214 260
www.rumbleresources.com.au

Head Office
Level 1, 16 Ord St
West Perth, WA 6005

Contact Us
T. +61 8 6555 3980
E. info@rumbleresources.com.au

APPENDIX 2

Table 1 – Gold Mineral Resource Estimate tabulation for the Western Queen Project by Resource Area, split by Indicated and Inferred Resources and reported at open pit and underground economic cut-offs.

Western Queen Gold Deposit June 2026 Mineral Resource Estimate June 2026 Mineral Resource Estimate (0.5g/t Au Cut-off Above 245mRL; 1.5g/t Au Cut-off Below 245mRL)									
	Indicated			Inferred			Total		
Prospect	Tonnage kt	Au g/t	Au Ounces	Tonnage kt	Au g/t	Au Ounces	Tonnage kt	Au g/t	Au Ounces
WQS	1,840	2.3	134,600	1,240	2.3	91,500	**3,080**	**2.3**	**226,100**
WQC	370	6.5	76,800	820	3.0	78,800	**1,190**	**4.1**	**155,600**
including WQC HG	144	11.3	52,300	1	8.1	200	**145**	**11.3**	**52,500**
WQS + WQC total	**2,210**	**3.0**	**211,400**	**2,060**	**2.6**	**170,300**	**4,270**	**2.8**	**381,700**
Princess	220	1.3	9,400	520	1.8	29,200	**740**	**1.6**	**38,600**
Duke	30	7.1	6,900	10	7.1	3,100	**40**	**7.1**	**10,000**
Cranes				80	1.4	3,300	**80**	**1.4**	**3,300**
Grand Total	**2,460**	**2.9**	**227,700**	**2,670**	**2.4**	**205,900**	**5,130**	**2.6**	**433,600**

The Statement of Estimates of Mineral Resources (Gold) has been compiled by Mr Shaun Searle, who is a Director of Ashmore Advisory and a Member of the AIG. Mr Shaun Searle has sufficient experience that is relevant to the style of mineralisation and type of deposit under consideration and to the activity that he has undertaken to qualify as a Competent Person as defined in the JORC Code (2012).

All Mineral Resources figures reported in the table above represent estimates as of June 2026. Mineral Resource estimates are not precise calculations, being dependent on the interpretation of limited information on the location, shape and continuity of the occurrence and on the available sampling results.

Mineral Resources are reported in accordance with the Australasian Code for Reporting of Exploration Results, Mineral Resources and Ore Reserves (The Joint Ore Reserves Committee Code – JORC 2012 Edition).

Cranes Mineral Resource figures are derived from the 2024 Mineral Resource estimate.

Open Pit optimisations and preliminary underground Mining Shape Optimisations (MSO) have shown that a large proportion of the resource has the potential to be mined economically, and further mining studies are warranted to further progress the project. Mineral Resources that are not Ore Reserves have not demonstrated economic viability at this point. The estimate of Mineral Resources may be materially affected by environmental, permitting, legal, title, taxation, socio-political, marketing, or other relevant issues.

Table 2 – Tungsten Mineral Resource Estimate tabulation for the Western Queen Project by Resource Area

Western Queen August 2025 Tungsten Mineral Resource Estimate (0.1% WO_3 Cut-off)			
	Inferred Mineral Resource		
Prospect	Tonnage kt	WO_3 %	WO_3 t
WQS	**2,710**	**0.34**	**9,200**
WQC	**790**	**0.27**	**2,200**
Princess	**810**	**0.22**	**1,800**
Total	**4,310**	**0.31**	**13,200**

For personal use only

Rumble Resources Limited / ASX:RTR
ABN 74 148 214 260
www.rumbleresources.com.au

Head Office
Level 1, 16 Ord St
West Perth, WA 6005

Contact Us
T. +61 8 6555 3980
E. info@rumbleresources.com.au

The Statement of Estimates of Mineral Resources (tungsten) has been compiled by Mr Shaun Searle, who is a Director of Ashmore Advisory and a Member of the AIG. Mr Shaun Searle has sufficient experience that is relevant to the style of mineralisation and type of deposit under consideration and to the activity that he has undertaken to qualify as a Competent Person as defined in the JORC Code (2012).

All Mineral Resources figures reported in the table above represent estimates as of August 2025. Mineral Resource estimates are not precise calculations, being dependent on the interpretation of limited information on the location, shape and continuity of the occurrence and on the available sampling results.

Mineral Resources are reported in accordance with the Australasian Code for Reporting of Exploration Results, Mineral Resources and Ore Reserves (The Joint Ore Reserves Committee Code – JORC 2012 Edition).

Mineral Resources that are not Ore Reserves have not demonstrated economic viability at this point. The estimate of Mineral Resources may be materially affected by environmental, permitting, legal, title, taxation, socio-political, marketing, or other relevant issues.

Table 3 - Inferred Mineral Resource tabulation for the Earaheedy Project.

Cut off	Inferred – Chinook					Inferred – Tonka and Navajoh					Inferred Total				
Zn+Pb %	Tonnes Mt	Zn+Pb %	Zn %	Pb %	Ag g/t	Tonnes Mt	Zn+Pb %	Zn %	Pb %	Ag g/t	Tonnes Mt	Zn+Pb %	Zn %	Pb %	Ag g/t
0.5	334	1.3	0.9	0.4	2.3	128	1.5	1.2	0.2	1.9	462	1.3	1.0	0.3	2.2
1.0	135	2.1	1.5	0.6	3.4	59	2.3	2.0	0.4	2.6	194	2.2	1.6	0.5	3.1
2.0	63	3.0	2.1	0.8	4.6	31	3.3	2.8	0.5	3.4	94	3.1	2.4	0.7	4.2
2.5	39	3.4	2.4	0.9	5.2	25	3.5	3.0	0.5	3.6	65	3.4	2.6	0.8	4.5
3.0	24	3.8	2.7	1.1	5.7	17	3.9	3.3	0.6	3.8	41	3.8	3.0	0.9	4.9
4.0	7	4.7	3.3	1.5	6.8	5	4.9	4.1	0.8	4.3	12	4.8	3.6	1.2	5.7

Footnote: Inferred Mineral Resource is constrained within optimised pit shells and tabulated above at different economic Zn+Pb% cutoffs.

For personal use only

Rumble Resources Limited / ASX:RTR
ABN 74 148 214 260
www.rumbleresources.com.au

Head Office
Level 1, 16 Ord St
West Perth, WA 6005

Contact Us
T. +61 8 6555 3980
E. info@rumbleresources.com.au

Appendix 5B

Mining exploration entity or oil and gas exploration entity quarterly cash flow report

Name of entity

Rumble Resources Limited

ABN	Quarter ended ("current quarter")
74 148 214 260	30 June 2026

Consolidated statement of cash flows		Current quarter $A'000	Year to date (12 months) $A'000
1.	**Cash flows from operating activities**		
1.1	Receipts from customers	-	-
1.2	Payments for		
	(a) exploration & evaluation	-	-
	(b) development	-	-
	(c) production	-	-
	(d) staff costs	(362)	(1,971)
	(e) administration and corporate costs	(319)	(1,331)
1.3	Dividends received (see note 3)	-	-
1.4	Interest received	48	148
1.5	Interest and other costs of finance paid	-	-
1.6	Income taxes paid	-	-
1.7	Government grants and tax incentives	62	115
1.8	Other (provide details if material)	-	-
1.9	**Net cash from / (used in) operating activities**	**(571)**	**(3,039)**

2.	**Cash flows from investing activities**		
2.1	Payments to acquire or for:		
	(a) entities	-	-
	(b) tenements	(76)	(418)
	(c) property, plant and equipment	(6)	(21)
	(d) exploration & evaluation	(1,161)	(5,813)
	(e) investments	-	-
	(f) other non-current assets	-	-

For personal use only

For personal use only

Consolidated statement of cash flows		Current quarter $A'000	Year to date (12 months) $A'000
2.2	Proceeds from the disposal of:		
	(a) entities	-	-
	(b) tenements	50	50
	(c) property, plant and equipment	-	-
	(d) investments	10,000	10,000
	(e) other non-current assets	-	-
2.3	Cash flows from loans to other entities	-	-
2.4	Dividends received (see note 3)	-	-
2.5	Other (provide details if material)	-	-
2.6	**Net cash from / (used in) investing activities**	**8,807**	**3,798**

3.	**Cash flows from financing activities**		
3.1	Proceeds from issues of equity securities (excluding convertible debt securities)	-	8,981
3.2	Proceeds from issue of convertible debt securities	-	-
3.3	Proceeds from exercise of options	-	-
3.4	Transaction costs related to issues of equity securities or convertible debt securities	-	(533)
3.5	Proceeds from borrowings	-	-
3.6	Repayment of borrowings	-	-
3.7	Transaction costs related to loans and borrowings	-	-
3.8	Dividends paid	-	-
3.9	Other (provide details if material)	-	-
3.10	**Net cash from / (used in) financing activities**	**-**	**8,448**

4.	**Net increase / (decrease) in cash and cash equivalents for the period**		
4.1	Cash and cash equivalents at beginning of period	2,861	1,890
4.2	Net cash from / (used in) operating activities (item 1.9 above)	(571)	(3,039)
4.3	Net cash from / (used in) investing activities (item 2.6 above)	8,807	3,798
4.4	Net cash from / (used in) financing activities (item 3.10 above)	-	8,448

Consolidated statement of cash flows		Current quarter $A'000	Year to date (12 months) $A'000
4.5	Effect of movement in exchange rates on cash held	-	-
4.6	**Cash and cash equivalents at end of period**	**11,097**	**11,097**

5.	**Reconciliation of cash and cash equivalents** at the end of the quarter (as shown in the consolidated statement of cash flows) to the related items in the accounts	**Current quarter $A'000**	**Previous quarter $A'000**
5.1	Bank balances	7,033	2,797
5.2	Call deposits	4,064	64
5.3	Bank overdrafts	-	-
5.4	Other (provide details)	-	-
5.5	**Cash and cash equivalents at end of quarter (should equal item 4.6 above)**	**11,097**	**2,861**

6.	**Payments to related parties of the entity and their associates**	**Current quarter $A'000**
6.1	Aggregate amount of payments to related parties and their associates included in item 1	178
6.2	Aggregate amount of payments to related parties and their associates included in item 2	62

Note: if any amounts are shown in items 6.1 or 6.2, your quarterly activity report must include a description of, and an explanation for, such payments.

Item 6.1 includes $156,255 director's fees, $13,650 statutory superannuation and $7,850 travel and accommodation expense reimbursements. Item 6.2 includes $62,250 (ex GST) in consulting fees to related entities.

For personal use only

For personal use only

7.	**Financing facilities** *Note: the term "facility' includes all forms of financing arrangements available to the entity.* *Add notes as necessary for an understanding of the sources of finance available to the entity.*	**Total facility amount at quarter end $A'000**	**Amount drawn at quarter end $A'000**
7.1	Loan facilities	-	-
7.2	Credit standby arrangements	-	-
7.3	Other (please specify)	-	-
7.4	**Total financing facilities**	-	-
7.5	**Unused financing facilities available at quarter end**		-
7.6	Include in the box below a description of each facility above, including the lender, interest rate, maturity date and whether it is secured or unsecured. If any additional financing facilities have been entered into or are proposed to be entered into after quarter end, include a note providing details of those facilities as well.		
	N/A		

8.	**Estimated cash available for future operating activities**	**$A'000**
8.1	Net cash from / (used in) operating activities (item 1.9)	(571)
8.2	(Payments for exploration & evaluation classified as investing activities) (item 2.1(d))	(1,161)
8.3	Total relevant outgoings (item 8.1 + item 8.2)	(1,732)
8.4	Cash and cash equivalents at quarter end (item 4.6)	11,097
8.5	Unused finance facilities available at quarter end (item 7.5)	-
8.6	Total available funding (item 8.4 + item 8.5)	11,097
8.7	**Estimated quarters of funding available (item 8.6 divided by item 8.3)**	6.41

Note: if the entity has reported positive relevant outgoings (ie a net cash inflow) in item 8.3, answer item 8.7 as "N/A". Otherwise, a figure for the estimated quarters of funding available must be included in item 8.7.

8.8 If item 8.7 is less than 2 quarters, please provide answers to the following questions:

8.8.1 Does the entity expect that it will continue to have the current level of net operating cash flows for the time being and, if not, why not?

N/A

8.8.2 Has the entity taken any steps, or does it propose to take any steps, to raise further cash to fund its operations and, if so, what are those steps and how likely does it believe that they will be successful?

N/A

8.8.3 Does the entity expect to be able to continue its operations and to meet its business objectives and, if so, on what basis?

N/A

Note: where item 8.7 is less than 2 quarters, all of questions 8.8.1, 8.8.2 and 8.8.3 above must be answered.

Compliance statement

1 This statement has been prepared in accordance with accounting standards and policies which comply with Listing Rule 19.11A.

2 This statement gives a true and fair view of the matters disclosed.

Date: 31 July 2026

Authorised by: The Board
(Name of body or officer authorising release – see note 4)

Notes

1. This quarterly cash flow report and the accompanying activity report provide a basis for informing the market about the entity's activities for the past quarter, how they have been financed and the effect this has had on its cash position. An entity that wishes to disclose additional information over and above the minimum required under the Listing Rules is encouraged to do so.

2. If this quarterly cash flow report has been prepared in accordance with Australian Accounting Standards, the definitions in, and provisions of, *AASB 6: Exploration for and Evaluation of Mineral Resources* and *AASB 107: Statement of Cash Flows* apply to this report. If this quarterly cash flow report has been prepared in accordance with other accounting standards agreed by ASX pursuant to Listing Rule 19.11A, the corresponding equivalent standards apply to this report.

3. Dividends received may be classified either as cash flows from operating activities or cash flows from investing activities, depending on the accounting policy of the entity.

4. If this report has been authorised for release to the market by your board of directors, you can insert here: "By the board". If it has been authorised for release to the market by a committee of your board of directors, you can insert here: "By the [*name of board committee – eg Audit and Risk Committee*]". If it has been authorised for release to the market by a disclosure committee, you can insert here: "By the Disclosure Committee".

5. If this report has been authorised for release to the market by your board of directors and you wish to hold yourself out as complying with recommendation 4.2 of the ASX Corporate Governance Council's *Corporate Governance Principles and Recommendations*, the board should have received a declaration from its CEO and CFO that, in their opinion, the financial records of the entity have been properly maintained, that this report complies with the appropriate accounting standards and gives a true and fair view of the cash flows of the entity, and that their opinion has been formed on the basis of a sound system of risk management and internal control which is operating effectively.

For personal use only