JUNE QUARTERLY ACTIVITIES REPORT

For personal use only

Delta Lithium Limited (ASX: DLI) ("**Delta**" or "**the Company**") is pleased to provide a summary of activities undertaken during the quarter ended 30 June 2026.

June Quarter Highlights

Mt Ida

- Drilling continued to provide high-grade lithium intercepts and increased confidence, including[1];
  - **11.9m @ 1.36% Li_2O** from 423m in BDG001
  - **7.4m @ 1.36% Li_2O** from 219m in DFS674A
- **Further advanced test work is underway** using available diamond core to optimise and de-risk the Mt Ida Lithium processing flowsheet
- Commenced the Scoping Study for the Mt Ida Project

Yinnetharra

- **Fluorite mineralisation identified across a large regional extent** during exploration with rockchip assays of Quartz Fluorine Veins (QZF) including:
  - **86.09% CaF_2** – CAF0066
  - **75.61% CaF_2** – CAF0054
  - **85.89% CaF_2** – CAF0020
  - **62.67% CaF_2** – CAF0015
- Several shallow drill holes completed during the recent exploration program, returning intercepts :
  - **8m @ 18% CaF_2** from 15m in CGEX002
  - **52m @ 2.28% CaF_2** from 0m in CGEX013
  - **2m @ 23% CaF_2** from 34m in CGEX007
  - **7m @ 16.4% CaF_2** from 48m in CGEX006
- Acquisition of tenements subject to current Earn-in Agreement with Reach Resources Ltd comprising:
  - Morrissey Hill (consisting of the Talisker and Fireball prospects) and Camel Hill (consisting of Aberlour, Cirka and Tomahawk Prospects) Projects

Corporate

- As of 30 June 2026, Delta's cash balance was **$49.6M**.

Commenting on the quarter, Managing Director of Delta Lithium, Mr James Croser said:

"We had a pleasing quarter with key priorities advanced including further high-grade lithium drilling results achieved at Mt Ida which continue to increase confidence, supporting the development of a scoping study that commenced in the June quarter. Delta also continues exploratory discussions with end-users and

[1] Intercepts are from Mt Ida gold drilling by Ballard Mining (BM1) & do not represent true widths

potential customers for rubidium and tantalum from Mt Ida, aided by earlier completion of downstream hydrometallurgical testwork showing the Mt Ida mica concentrate can produce battery grade lithium carbonate and rubidium carbonate at high recovery.

"The drilling program at Yinnetharra continues to deliver, with exciting fluorspar assays coming from the recent fieldwork campaign conducted during the quarter. Field work and target generation at Yinnetharra continues for lithium and other metals. Importantly, with Delta acquiring adjacent tenements from our JV partner Reach Resources during the quarter, we now have the required flexibility to aid in the timing and type of exploration we will conduct on the ground at Yinnetharra."

For personal use only

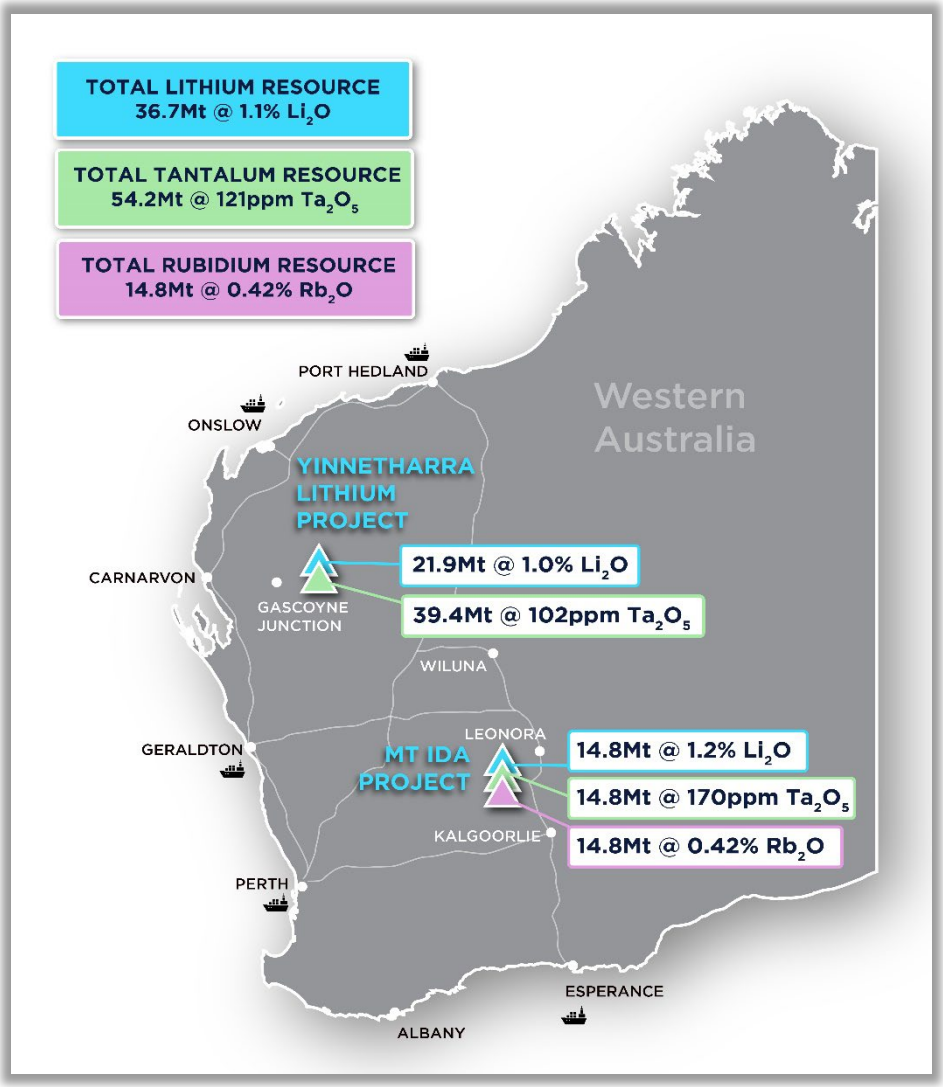

Figure 1: Location of Delta's Projects

For personal use only

Mt Ida Project

Mt Ida is located approximately 240km north of Kalgoorlie in Western Australia. The Project area resides on granted mining leases and is fully permitted for commencement of open pit and underground mining at the main Sister Sam, Timoni and Sparrow resources.

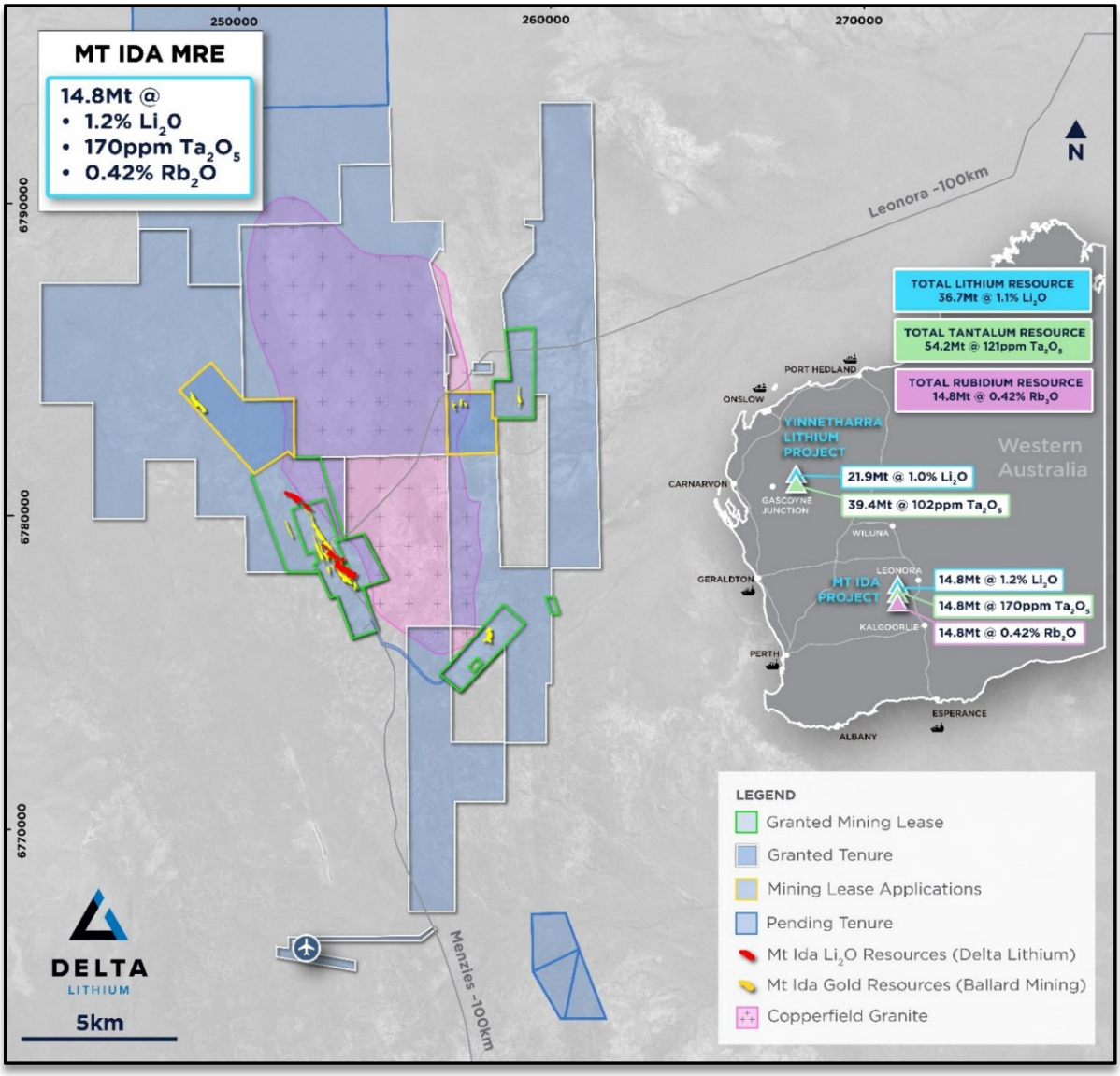

Figure 2: *Plan view to Mt Ida Project location with global resources*

Ballard Mining's (ASX:BM1) current gold exploration drilling, mainly in the vicinity of their Baldock and Meteor gold resources, has continued to return high-grade mineralised lithium intervals for Delta. These intercepts demonstrate the excellent quality of the Mt Ida lithium resource while also significantly increasing confidence in the model.

These additional infill holes have been used to refine the existing MRE model and will be incorporated into the next resource update. This drilling also provides additional high-grade diamond core which Delta is utilising for ongoing metallurgical testwork programs supporting flowsheet optimisation.

Notably, one of the recent intervals has intercepted the footwall pegmatite approximately 100m below Sister Sam which has returned **11.9m @ 1.36% Li_2O** in BDG001 from 423m. This interval is on the very fringe of

For personal use only

the current model which bodes well for down-dip continuity and represents a compelling target for future drilling – see section on Figure 3.

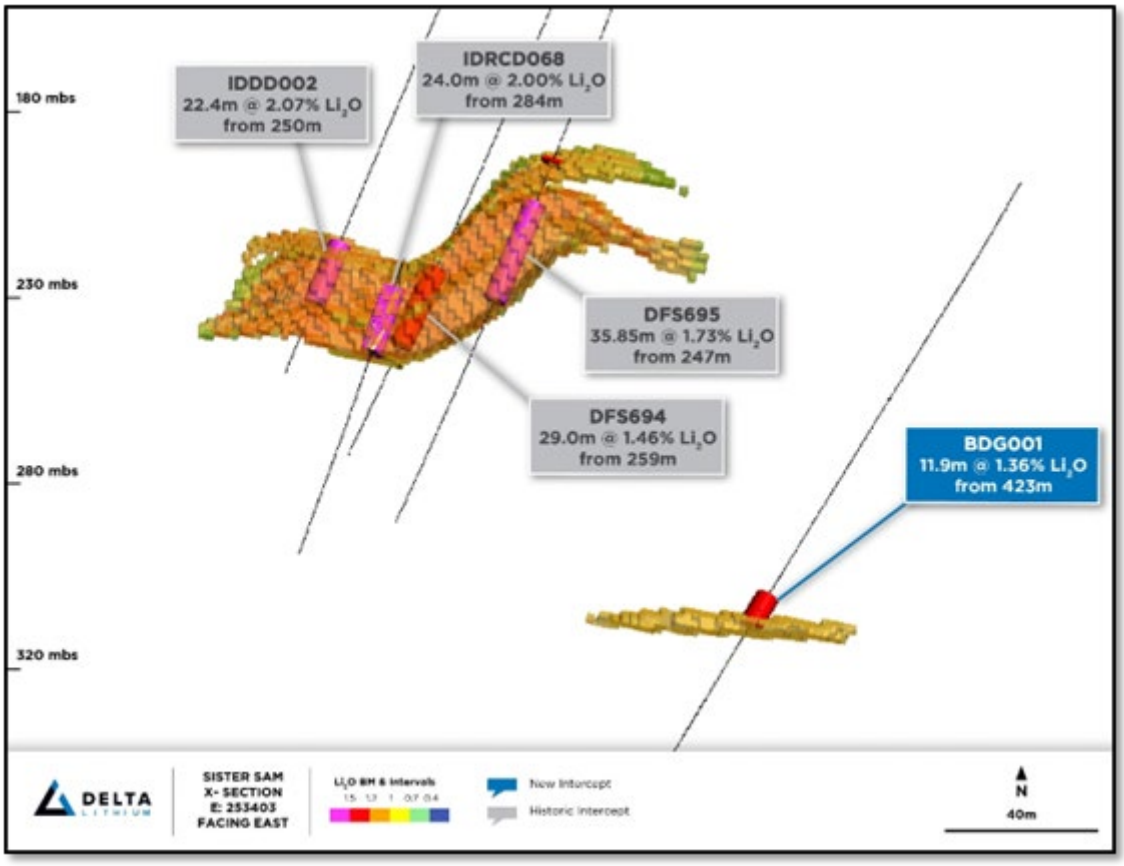

Figure 3: *20m cross section showing intercepts from Sister Sam and recently discovered footwall pegmatite*

HoleID	From	To	Length	Li_2O %	Ta_2O_5 ppm	Fe_2O_3 %	Rb_2O %
BDG001	423.04	435	11.96	1.36	325	0.02	0.56
BDG037	680.88	687.61	6.73	0.73	51	0.80	0.22
DFS594A	181	188	7	0.7	156	0.50	0.24
DFS619	332.03	337	4.97	1.71	218	0.70	0.39
DFS641	439.09	442.15	3.06	0.66	314	1.37	0.24
DFS674A	219	226.42	7.42	1.36	268	1.85	0.53
DFS674B	221	225	4	1.16	224	1.75	0.50
NEB047	170	176	6	1.19	326	0.94	0.46

Table 1*: Significant Intercepts from infill drilling of the current Mt Ida Lithium MRE*

Commencement of Mt Ida Scoping Study

As advised to the market on 16 May 2026, Delta has commenced a scoping study on the Mt Ida project. The study is well advanced with results expected to be released this calendar year. The scope of the study will investigate lithium ore production and concentration onsite at Mt Ida, incorporating the potential of byproduct credits.

For personal use only

Yinnetharra Lithium Project

The Yinnetharra Lithium Project is located in the Gascoyne region of Western Australia, targeting lithium mineralisation across 2,324km^2 of 100% owned project tenure. A MRE update for Yinnetharra was released in March 2025 of **21.9 Mt @ 1% Li_2O and 75ppm Ta_2O_5** and an **additional 17.5Mt @ 136ppm Ta_2O_5**. Acquisitions have expanded the prospective stratigraphy to over 80km in length of the Leakes Springs metasediment package.

The Malinda Project is well advanced with feasibility level metallurgy and geotechnical studies[2] completed on the M1 orebody and a mining lease application submitted over the area. The large regional tenure presents compelling upside potential for additional resource tonnes.

Acquisition of JV ground

Delta has agreed to acquire the tenements subject to the Farm-In Joint Venture Agreement with Reach Resources Limited (ASX: RR1). The tenements consist of M09/0101, E09/2375, E09/2388 and E09/2354, together with pending applications E09/2805 and E09/2807. The tenure package includes the *Talisker, Fireball, Aberlour, Cirka and Tomahawk prospects (refer Figure 4).*

Prospects identified remain prospective for lithium caesium tantalum (LCT) pegmatite mineralisation, with Leake Spring Metamorphic packages situated within the favourable 'Goldilocks' zone adjacent to Thirty-Three Suite granites. Drilling to date has identified numerous tantalum-bearing pegmatites within a fertile LCT pegmatite system. In addition, tungsten-greisen occurrences and fluorite-vein systems have been identified during historic and recent reconnaissance exploration. Multi-element soil surveys are currently underway that will test the prospects for multiple mineralisation styles.

The details of the agreement are summarised below;

- $400,000 cash payment;
- $400,000 of DLI shares issued at the 30-day volume weighted average price (VWAP) up to execution date;
- Subject to customary warranties for a transaction of this nature; and
- The acquisition terminates the Earn-In and Joint Venture Agreement as announced 11 March 2024[2].
- Transfer of the tenements is subject to Ministerial consent. Where Ministerial consent is not received prior to completion, the seller will hold the tenements for the benefit, and at cost and direction of Delta, until such time as the relevant interest can be transferred to Delta.

[2] ***Yinnetharra Operational & Metallurgical test work update*** released to the ASX 21st January 2025

For personal use only

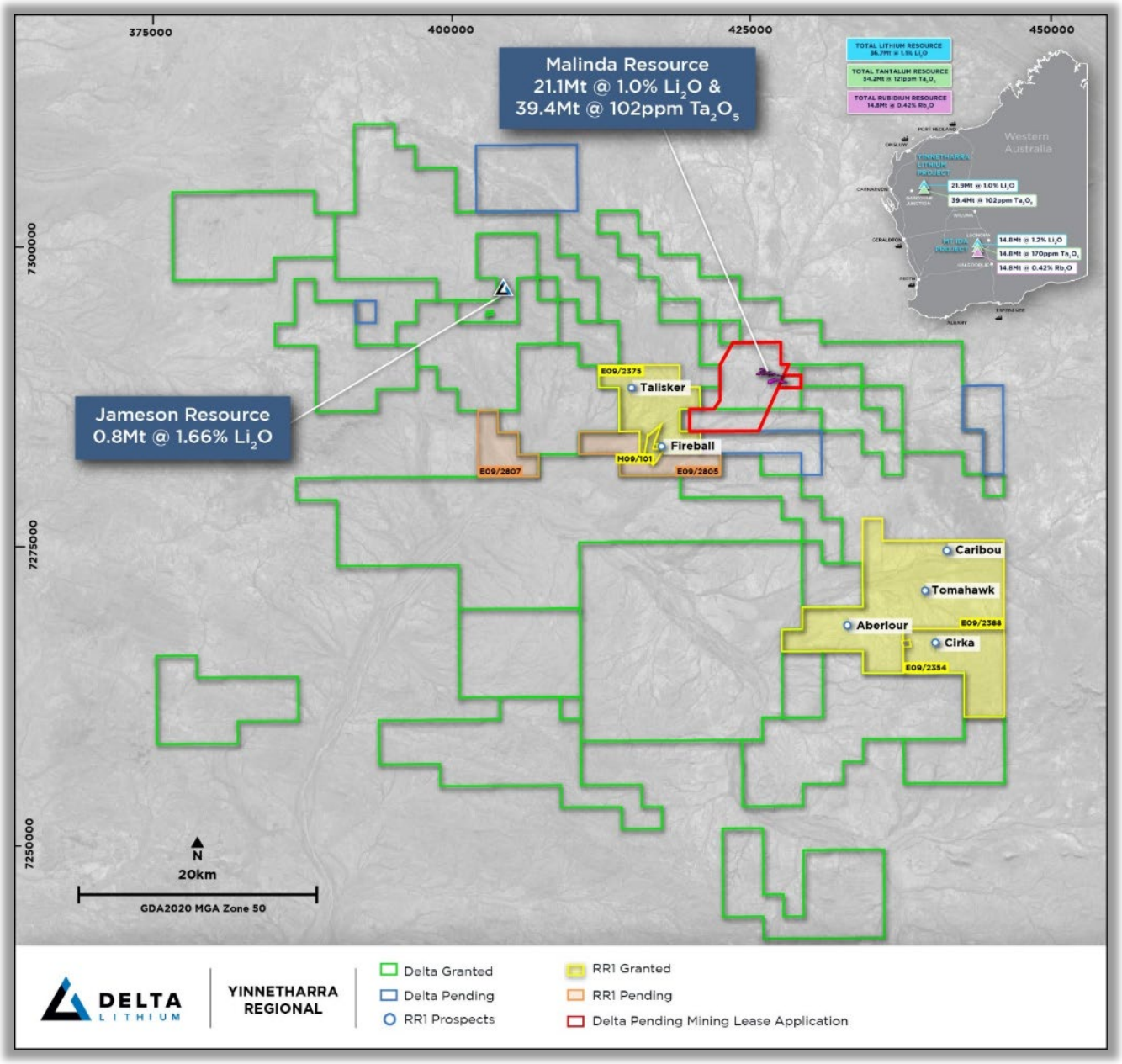

Figure 4: Yinnetharra map highlighting acquired JV tenure

Yinnetharra Regional Exploration

Final assays from the most recent reverse circulation regional exploration drill campaign have been received. These results included Yamazaki, East Calypso and Mason's targets. Whilst first pass drilling intercepted a number of pegmatites of similar visual composition to the M1 pegmatite, no significant lithium grades were intersected in the most recent drilling campaign. Full details of the results can be found in the announcement released to the ASX on 16 June titled 'Exploration Update and Tenement Acquisition'.

As part of the current regional campaign, exploration work has continued across the Yinnetharra Project and JV tenure. The team have been conducting systematic surface exploration and mapping across prospective areas and have generated over 25 prospects. Although lithium is the primary focus, the field team have identified a number of coincident metal anomalies in addition to several lithium surface anomalies within the significant 2,300 km^2 project area – see Figure 5.

The team continue to work their way the through the tenure with initial mapping followed by targeted first pass soil programs and potential drilling where warranted.

The geology at Yinnetharra is highly prospective and conducive to early-stage exploration with significant exposures of near-fresh rock across large portions of the Project area. This exploration focus is now expanding to the prospects that are greater distances away from the Malinda area.

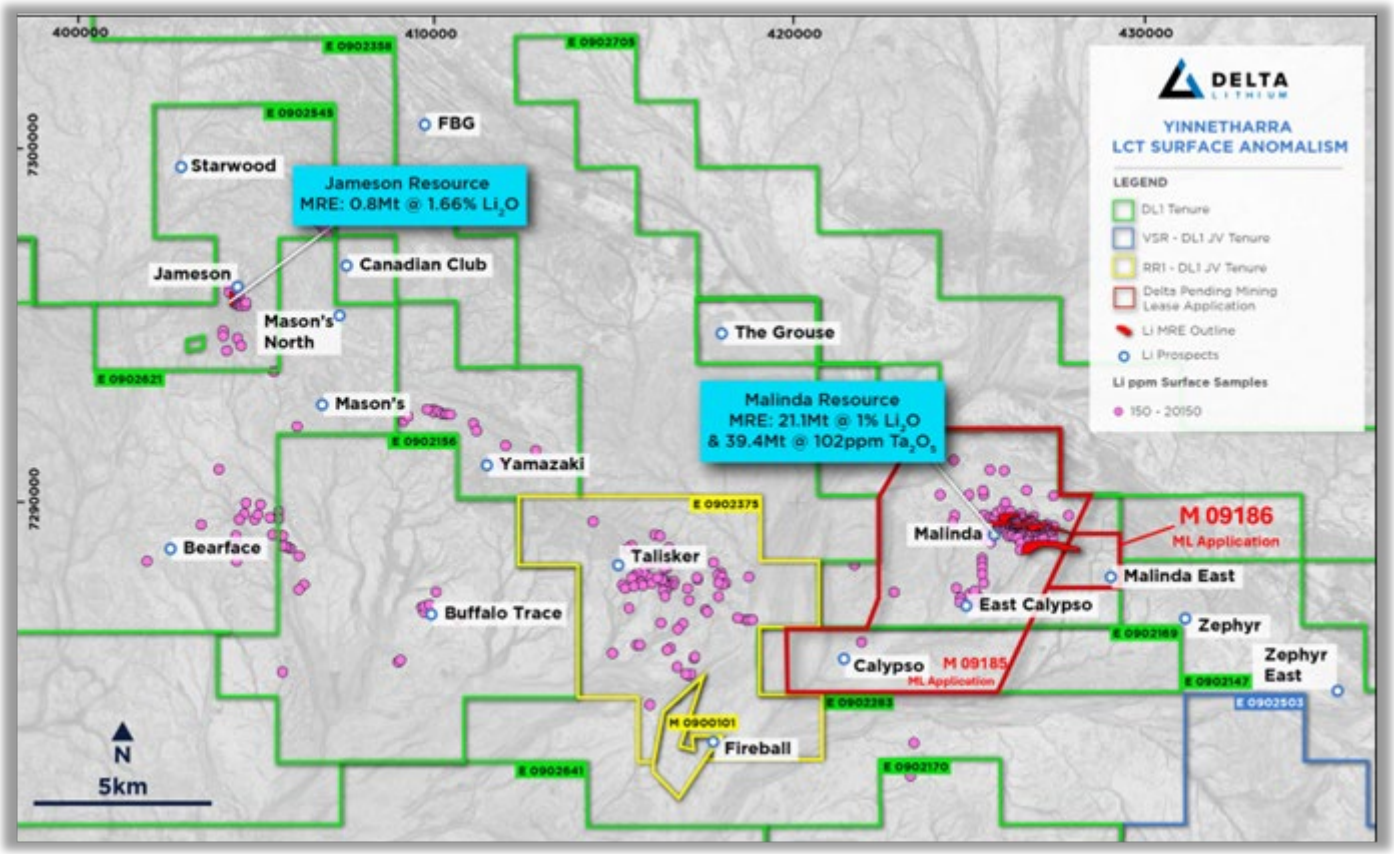

Figure 5: *Plan View to Yinnetharra MRE's, New Mining Lease application over East Malinda and Li surface anomalism across Project*

Fluorite Mineralisation

Ongoing exploration activities at Yinnetharra has returned some extremely promising fluorite results from both surface sampling and a short, shallow drilling campaign. Surface rock chips taken from at least three distinct locations across Yinnetharra have returned economic grades of CaF_2 in veins that are more than 16 km apart, suggesting there may be significant potential for large-scale fluorite mineralisation at Yinnetharra—see Figure 6. Some historical work was completed in 2001 by Parkmin (see Appendix 2D for full surface results), with follow up work completed by Delta which has confirmed historic values as well as extended and identified new areas of mineralisation.

An opportunistic, shallow drill program to test these initial fluorite targets was completed for 876m while the rig was mobilising back to East Malinda. These holes were designed to test some of the more obvious areas of surface mineralisation, where ground conditions permitted with minimal earthworks and existing heritage clearances. This drilling has confirmed the presence of high-grade fluorite at depth - Figure 7. Coincidentally, one of the first fluorite target zones is immediately proximal to the Malinda Li MRE and sits within the Mining Lease Application M09/185.

For personal use only

For personal use only

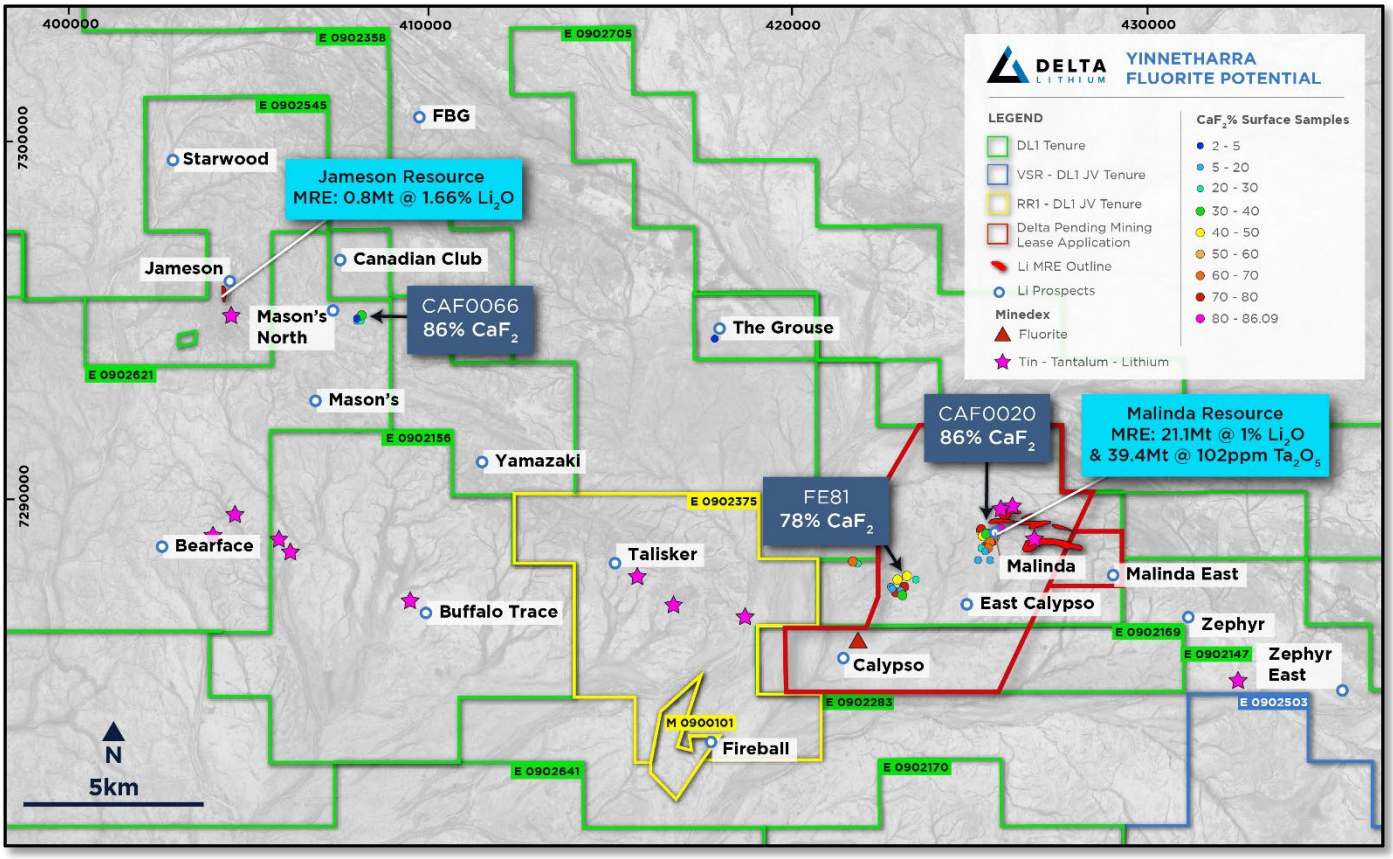

Figure 6: *Plan View to Li MRE's and CaF_2 surface anomalism across the project*

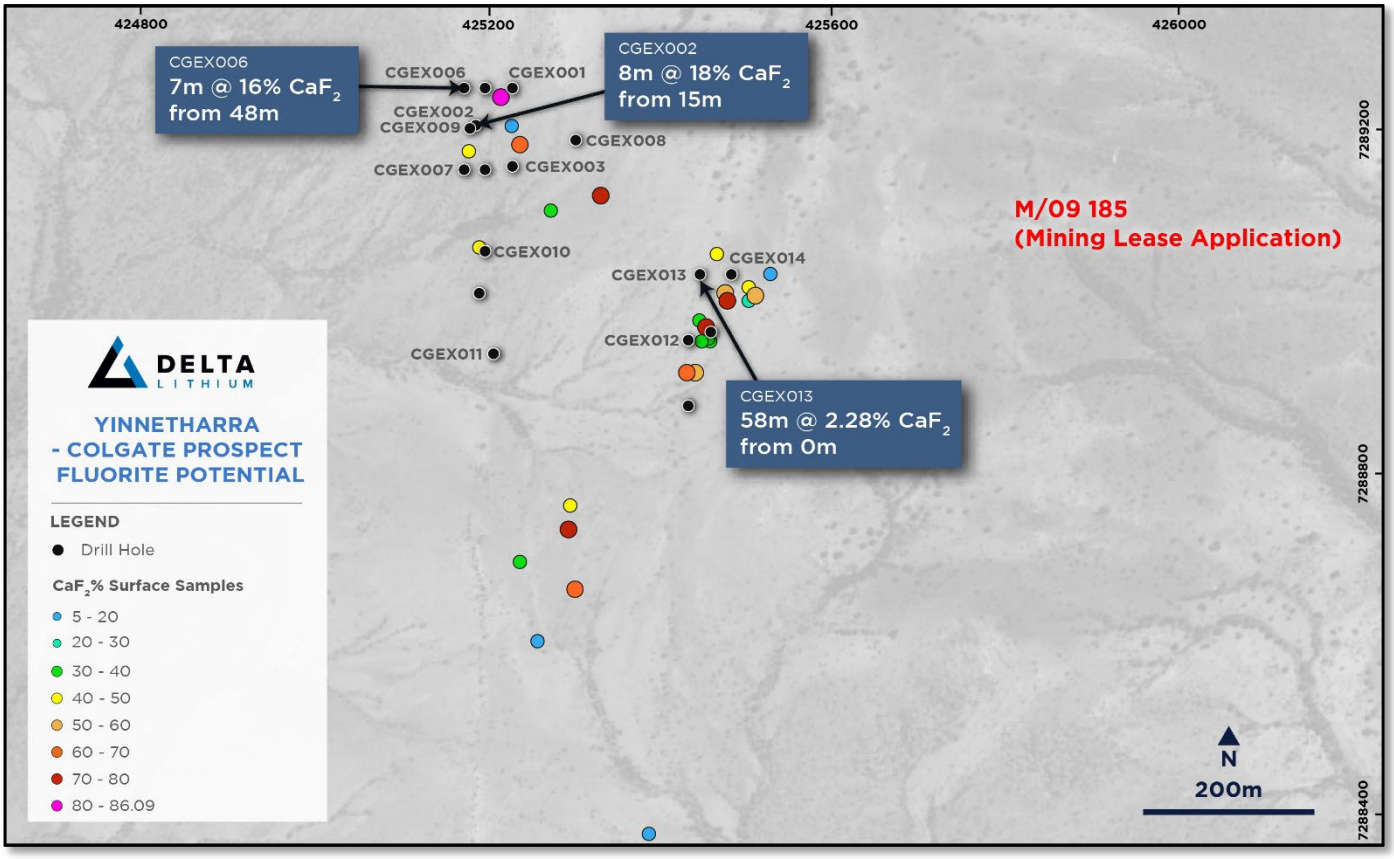

Figure 7: *Plan view to recent drill collars showing surface CaF_2 results & some notable drill intercepts*

For personal use only

These exciting early results have improved the understanding of the hydrothermal system, confirming both vein hosted and broader granite/greisen hosted fluorite mineralisation. The geochemical dataset from this initial first pass work maintains a correlation with pathfinder elements such as lead and bismuth, which will allow an exploration vectoring model to be generated and applied across the wider project area.

Concurrent with the lithium development work, and leveraging a growing geological dataset at Yinnetharra, Delta's team can now diligently assess the entire project tenure to investigate the fluorite potential across any prospective terrain and determine if a genuine value-adding opportunity exists.

Gold occurrence at Mason's

A limited number of holes were drilled targeting anomalous lithium in soils with a coincident historic gold anomaly over a de-magnetised zone in the Leake Spring metasediment. Sampling returned an initial result of 6.32 g/t Au for a 4m composite sample from 96m–100m depth in hole MSRC004. Individual metre samples from the 4m composite were sent for assay which returned 10.85 g/t Au from 96m–97m and 0.53 g/t Au from 97m–98m.

Although relatively deep and thin, the gold result coinciding with the soil anomaly warrants further follow up when a rig returns to Yinnetharra. A closer spaced soil program focussing on gold anomalous hot spots was planned (see Figure 8) and has now been completed. Samples have been sent for multi element assay plus gold.

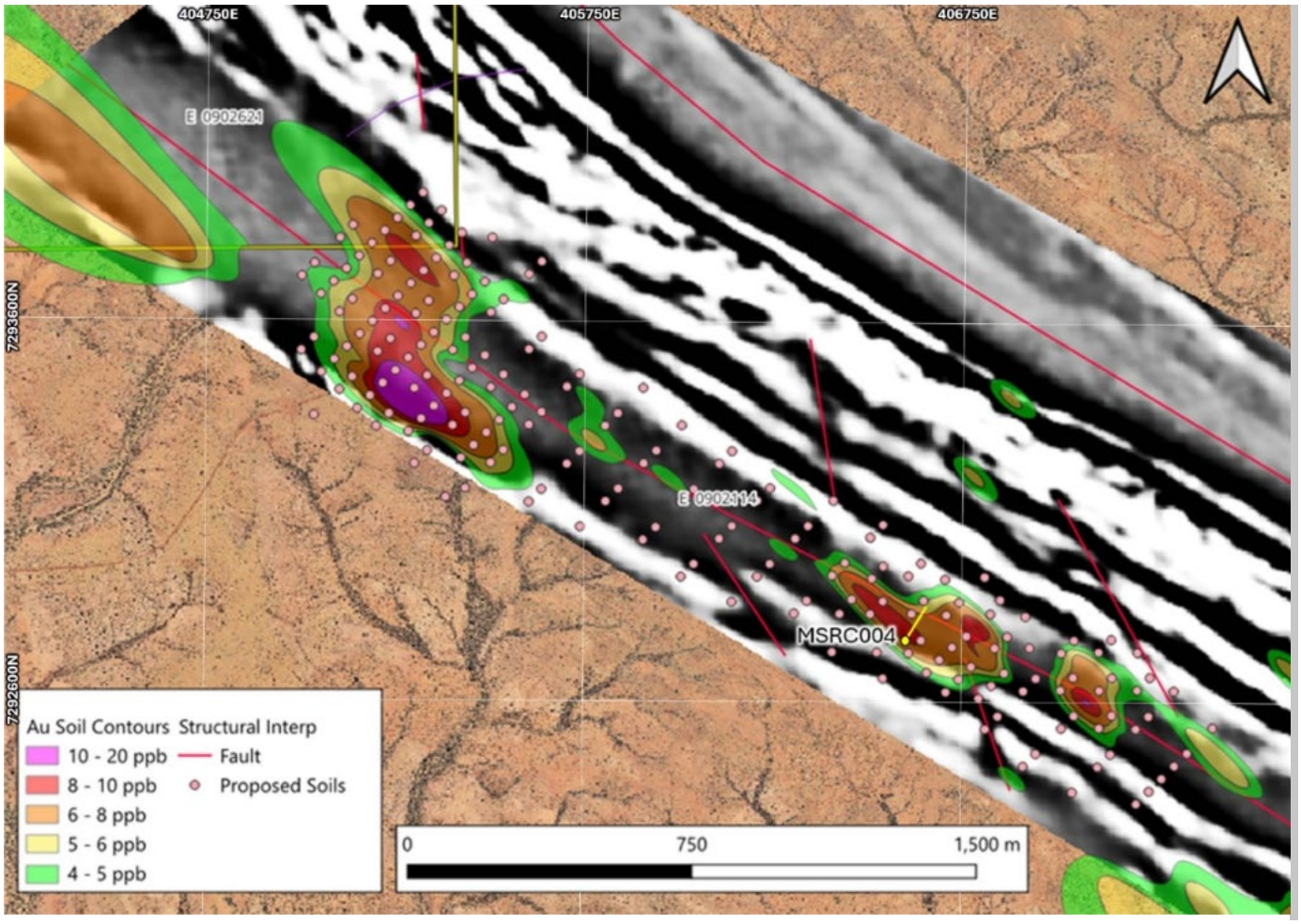

Figure 8: *Soil Sampling infill program on a 50m x 75m grid*

For personal use only

CORPORATE

Delta's ASX-listed investments at the end of the quarter consisted of 156M shares in BM1 (subject to escrow), 5M shares in MEX (formerly UVA) and 16.1M shares in JAV (post consolidation).

Mr Shane Murray resigned as Geology Manager during the quarter. The Company thanks Shane for his service and dedication over the last 5 years. Mr Olaf Frederickson commenced in the role of Geology Manager in May. Mr Frederickson joins the team bringing extensive experience in mineral sands, iron ore, lithium and gold with a focus on resource estimation and exploration over a 30 year career.

Subsequent to the end of quarter Delta terminated the agreement with Voltaic Strategic Resources over the Ti-Tree Earn-in Joint Venture by mutual consent.

Cash at the end of the quarter was $49.6M.

ASX COMPLIANCE

ASX Listing Rule 5.3.1: Exploration and Evaluation Expenditure during the June 2026 Quarter was $2.058M. Full details of exploration activity during the June 2026 Quarter are set out in this report.

ASX Listing Rule 5.3.2: There was no substantive mining production and development activities during the June 2026 Quarter.

ASX Listing Rule 5.3.5: Payments to related parties of the Company and their associates during the June Quarter: $223k - The Company advises that this relates to non-executive director's fees and executive directors' salaries and entitlements. This amount also includes payments to Ballard Mining Limited for costs at the Mt Ida Project. Please see Remuneration Report in the Annual Report for further details on Directors' remuneration.

Release authorised by the Board of Delta Lithium Limited.

For further information, please contact:
Delta Lithium
James Croser, Managing Director
Peter Gilford, CFO & Company Secretary
+61 8 6109 0104
info@deltalithium.com.au

For personal use only

About Delta Lithium

Delta Lithium (ASX: DLI) is an exploration and development company focused on bringing high-quality, lithium-bearing pegmatite deposits, located in Western Australia, into production. With current global JORC compliant resources of 36.9Mt@1.0% Li_2O, strong balance sheet and an experienced team driving the exploration and development workstreams, Delta Lithium is rapidly advancing its Projects.

The Mt Ida Project has coincident gold and lithium orebodies and holds a critical advantage over other developers with existing Mining Leases and an approved Mining Proposal. Delta Lithium is pursuing a development pathway to unlock maximum value for shareholders. Delta has recently spun out its gold assets into Ballard mining on 14th July 2025 and retains a 34.4% equity stake in this company.

Delta Lithium also holds the highly prospective Yinnetharra Lithium Project, with exciting lithium discoveries at the Malinda and Jamesons prospects. The Company is currently conducting exploration activities at Yinnetharra with fieldwork commenced for 2026 across our large tenure package, testing additional targets and aiming to build on the Maiden Resource at Malinda.

Competent Person's Statement

Information in this Announcement that relates to exploration results is based upon work undertaken by Mr. Olaf Frderickson, a Competent Person who is a Member of the Australasian Institute of Geoscientists (AIG). Mr. Frederickson has sufficient experience that is relevant to the style of mineralisation and type of deposit under consideration and to the activity which he is undertaking to qualify as a 'Competent Person' as defined in the 2012 Edition of the 'Australasian Code for Reporting of Exploration Results, Mineral Resources and Ore Reserves' (JORC Code). Mr. Frederickson is an employee of Delta Lithium Limited and consents to the inclusion in this announcement of the matters based on his information in the form and context in which it appears

Refer to www.deltalithium.com.au for past ASX announcements.

Past Exploration results and Mineral Resource Estimates reported in this announcement have been previously prepared and disclosed by Delta Lithium in accordance with JORC 2012. The Company confirms that it is not aware of any new information or data that materially affects the information included in these market announcements. The Company confirms that the form and content in which the Competent Person's findings are presented here have not been materially modified from the original market announcement, and all material assumptions and technical parameters underpinning Mineral Resource Estimates in the relevant market announcement continue to apply and have not materially changed. Refer to www.deltalithium.com.au for details on past exploration results and Mineral Resource Estimates.

Refer ASX Announcements;

- 31 March 2025 entitled '*Yinnetharra Lithium and Tantalum MRE Update*'
- 13 November 2025 entitled '*Mt Ida Lithium and Rubidium MRE'*

Disclaimer

This release may include forward-looking and aspirational statements. These statements are based on Delta Lithium management's expectations and beliefs concerning future events as of the time of the release of this announcement. Forward-looking and aspirational statements are necessarily subject to risks, uncertainties and other factors, some of which are outside the control of Delta Lithium, which could cause actual results to differ materially from such statements. Delta Lithium makes no undertaking to subsequently update or revise the forward looking or aspirational statements made in this release to reflect events or circumstances after the date of this release, except as required by applicable laws and the ASX Listing

Refer to www.deltalithium.com.au for past ASX announcements.

JORC Tables

Table 2: Global Lithium Mineral Resource Estimate Summary

Delta Lithium Group Mineral Resource estimate (Li_2O only)							
	Resource category	Cut-off grade (Li_2O%)	Li_2O			Ta_2O_5	Rb_2O
			Tonnes (Mt)	Grade (% Li_2O)	Li_2O (Kt)	Grade (Ta_2O_5 ppm)	Grade (Rb_2O %)
Yinnetharra	**Measured**	0.5	-	-	-	-	
	Indicated		16.1	1.0	158	77	
	Inferred		5.8	0.9	54	69	
	Total Resource		**21.9**	**1.0**	**212**	**75**	
Mt Ida	**Measured**	0.3 - 0.5	0.5	1.1	5.9	256	0.39
	Indicated		7.2	1.3	96	215	0.45
	Inferred		7.1	1.1	83	126	0.38
	Total Resource		**14.8**	**1.2**	**190**	**173**	**0.42**
Total Measured			0.5	1.1	5.5	256	0.39
Total Indicated			23.3	1.1	254	120	
Total Inferred			12.9	1.0	137	100	
Total			**36.7**	**1.1**	**402**	**115**	

For personal use only

For personal use only

Table 3: Global Lithium Mineral Resource Estimate Summary

Mt Ida Lithium, Tantalum & Rubidium Resource November 2025								
				Li_2O			Ta_2O_5	Rb_2O
Area	**Resource category**		**Cut-off grade (Li2O%)**	**Tonnes (t)**	**Grade (Li_2O%)**	**Tonnes (Li_2O)**	**Grade (Ta_2O_5 ppm)**	**Grade (Rb_2O%)**
Sparrow	OP	Measured	0.3	-	-	-	-	-
		Indicated		170,000	0.95	1,600	287	0.42
		Inferred		-	-	-	-	-
		Total Resource		**170,000**	**0.95**	**1,600**	**287**	**0.42**
	UG	Measured	0.5	-	-	-	-	-
		Indicated		1,100,000	1.05	11,000	176	0.43
		Inferred		1,100,000	0.93	10,000	141	0.40
		Total Resource		**2,200,000**	**0.99**	**21,000**	**159**	**0.42**
	All	Measured		-	-	-	-	-
		Indicated		1,300,000	1.03	13,000	191	0.43
		Inferred		1,100,000	0.93	10,000	141	0.40
		Total Resource		**2,400,000**	**0.99**	**31,000**	**168**	**0.42**
Sister Sam	OP	Measured	0.3	270,000	1.30	3,500	268	0.44
		Indicated		3,200,000	1.45	46,000	257	0.48
		Inferred		82,000	1.07	880	176	0.39
		Total Resource		**3,500,000**	**1.43**	**51,000**	**256**	**0.47**
	UG	Measured	0.5	-	-	-	-	-
		Indicated		2,000,000	1.38	27,000	166	0.45
		Inferred		4,900,000	1.12	55,000	119	0.38
		Total Resource		**6,900,000**	**1.19**	**82,000**	**133**	**0.40**
	All	Measured		270,000	1.30	3,500	268	0.44
		Indicated		5,200,000	1.42	73,000	222	0.47
		Inferred		5,000,000	1.12	55,000	120	0.38
		Total Resource		**10,400,000**	**1.27**	**130,000**	**175**	**0.42**
Timoni	OP	Measured	0.3	220,000	1.09	2,400	240	0.33
		Indicated		290,000	1.18	3,400	216	0.41
		Inferred		27,000	0.75	210	185	0.25
		Total Resource		**540,000**	**1.12**	**6,000**	**224**	**0.37**
	UG	Measured	0.5	-	-	-	-	-
		Indicated		470,000	1.35	6,400	191	0.33
		Inferred		1,000,000	0.99	10,000	137	0.38
		Total Resource		**1,500,000**	**1.11**	**16,000**	**154**	**0.37**
	All	Measured		220,000	1.09	2,400	240	0.33
		Indicated		760,000	1.29	9,900	200	0.36
		Inferred		1,000,000	0.98	10,000	138	0.38
		Total Resource		**2,000,000**	**1.11**	**22,000**	**173**	**0.37**
	Total Measured			490,000	1.20	5,900	256	0.39
	Total Indicated			7,200,000	1.34	96,000	215	0.45
	Total Inferred			7,100,000	1.07	76,000	126	0.38
	Total			**14,800,000**	**1.21**	**177,000**	**170**	**0.42**
	Tonnages and grades have been rounded to reflect the relative uncertainty of the estimate. Inconsistencies in the totals are due to rounding)							

For personal use only

Table 4: Yinnetharra Tantalum Only MRE

Yinnetharra Tantalum Only Resource March 2025							
Area	Resource category	Cut-off grade (Ta_2O_5ppm)	Tonnes (Mt)	Li_2O%	Li_2O (Kt)	Ta_2O_5 ppm	Ta_2O_5 (Kt)
MT1	Measured	65	-	-	-	-	-
	Indicated		3.7	0.1	3	82	0.3
	Inferred		0.6	0.0	0	94	0.1
	Total Resource		**4.3**	**0.1**	**4**	**84**	**0.4**
MT20	Measured	65	-	-	-	-	-
	Indicated		-	-	-	-	-
	Inferred		0.2	0.1	0	115	0.0
	Total Resource		**0.2**	**0.1**	**0**	**115**	**0.0**
MT36	Measured	65	-	-	-	-	-
	Indicated		4.3	0.1	5	123	0.5
	Inferred		0.6	0.1	1	106	0.1
	Total Resource		**4.9**	**0.1**	**5**	**121**	**0.6**
MT42	Measured	65	-	-	-	-	-
	Indicated		0.3	0.2	1	175	0.1
	Inferred		2.5	0.1	2	208	0.5
	Total Resource		**2.8**	**0.1**	**3**	**204**	**0.6**
MT47	Measured	65	-	-	-	-	-
	Indicated		2.1	0.1	3	186	0.4
	Inferred		0.5	0.1	0	257	0.1
	Total Resource		**2.5**	**0.1**	**3**	**199**	**0.5**
MT67	Measured	65	-	-	-	-	-
	Indicated		-	-	-	-	-
	Inferred		0.6	0.2	1	113	0.1
	Total Resource		**0.6**	**0.2**	**1**	**113**	**0.1**
MT69	Measured	65	-	-	-	-	-
	Indicated		-	-	-	-	-
	Inferred		1.6	0.1	2	105	0.2
	Total Resource		**1.6**	**0.1**	**2**	**105**	**0.2**
MT70	Measured	65	-	-	-	-	-
	Indicated		-	-	-	-	-
	Inferred		0.7	0.1	1	161	0.1
	Total Resource		**0.7**	**0.1**	**1**	**161**	**0.1**
Total Measured			-	-	-		-
Total Indicated			10.4	0.1	12	122	1.3
Total Inferred			7.1	0.1	7	156	1.1
Total			**17.5**	**0.1**	**19**	**136**	**2.4**

For personal use only

Appendix 1 – Tenement Listing

Project	Location	Tenement	Status	Interest at start of Quarter	Interest at end of Quarter
Mt Ida ^	Western Australia	E29/0640	Granted	100%	100%
Mt Ida ^	Western Australia	E29/0771	Granted	100%	100%
Mt Ida ^	Western Australia	E29/0944	Granted	100%	100%
Mt Ida ^	Western Australia	E29/0964	Granted	100%	100%
Mt Ida ^	Western Australia	E29/1238	Granted	100%	100%
Mt Ida ^	Western Australia	E29/1239	Granted	100%	100%
Mt Ida ^	Western Australia	E29/1240	Granted	100%	100%
Mt Ida ^	Western Australia	E29/1262	Application	100%	100%
Mt Ida^	Western Australia	E29/1288	Granted	100%	100%
Mt Ida^	Western Australia	E29/1292	Granted	100%	100%
Mt Ida^	Western Australia	E29/1293	Granted	100%	100%
Mt Ida^	Western Australia	E29/1309	Application	100%	100%
Mt Ida ^	Western Australia	M29/0002	Granted	100%	100%
Mt Ida ^	Western Australia	M29/0094	Granted	100%	100%
Mt Ida ^	Western Australia	M29/0165	Granted	100%	100%
Mt Ida ^	Western Australia	M29/0422	Granted	100%	100%
Mt Ida ^	Western Australia	M29/0429	Granted	100%	100%
Mt Ida ^	Western Australia	M29/0444	Granted	100%	100%
Mt Ida ^	Western Australia	M29/0458	Application	100%	100%
Mt Ida ^	Western Australia	M29/0459	Granted	100%	100%
Mt Ida ^	Western Australia	P29/2666	Granted	100%	100%
Mt Ida ^	Western Australia	P29/2667	Granted	100%	100%
Mt Ida ^	Western Australia	P29/2668	Granted	100%	100%
Mt Ida ^	Western Australia	P29/2669	Granted	100%	100%
Mt Ida ^	Western Australia	P29/2719	Application	100%	100%
Mt Ida ^	Western Australia	P29/2720	Application	100%	100%
Mt Ida ^	Western Australia	P29/2721	Application	100%	100%
Mt Ida ^	Western Australia	L29/166	Granted	100%	100%
Mt Ida ^	Western Australia	L29/171	Granted	100%	100%
Mt Ida ^	Western Australia	L29/186	Granted	100%	100%
Mt Ida ^	Western Australia	L29/229	Granted	50%	50%
Mt Ida^**	Western Australia	L29/177	Granted	100%	100%
Yinnetharra	Western Australia	E09/2147	Granted	100%	100%
Yinnetharra	Western Australia	E09/2169	Granted	100%	100%
Yinnetharra	Western Australia	E09/2170	Granted	100%	100%
Yinnetharra	Western Australia	E09/2283	Granted	100%	100%
Yinnetharra	Western Australia	E09/2545	Granted	100%	100%
Yinnetharra	Western Australia	E09/2621	Granted	100%	100%
Yinnetharra	Western Australia	E09/2705	Granted	100%	100%

For personal use only

Project	Location	Tenement	Status	Interest at start of Quarter	Interest at end of Quarter
Yinnetharra	Western Australia	E09/2716	Application	100%	100%
Yinnetharra	Western Australia	E09/2772	Application	100%	100%
Yinnetharra	Western Australia	E09/2806*	Application	100%	0%
Yinnetharra	Western Australia	E09/2808*	Application	100%	100%
Yinnetharra	Western Australia	E09/2814	Application	100%	100%
Yinnetharra	Western Australia	E09/2997	Application	100%	100%
Yinnetharra	Western Australia	E09/3024	Granted	100%	100%
Yinnetharra	Western Australia	M09/185	Application	100%	100%
Yinnetharra	Western Australia	M09/186	Application	100%	100%
Camel Hill[2]	Western Australia	E09/2354[2]	Granted	0%	100%
Camel Hill[2]	Western Australia	E09/2388[2]	Granted	0%	100%
Morrissey Hill[2]	Western Australia	E09/2375[2]	Granted	0%	100%
Morrissey Hill[2]	Western Australia	M09/101[2]	Granted	0%	100%
Morrissey Hill[2]	Western Australia	E09/2805[2*]	Application	0%	100%
Morrissey Hill[2]	Western Australia	E09/2807[2*]	Application	0%	100%
Ti-Tree Project[3]	Western Australia	E09/2503[3]	Granted	0%	0%
Ti-Tree Project[3]	Western Australia	E09/2522[3]	Application	0%	0%
Ti-Tree Project[3]	Western Australia	E09/2935[3]	Application	0%	0%
Aston Project	Western Australia	E09/2114	Granted	100%	100%
Aston Project	Western Australia	E09/2156	Granted	100%	100%
Aston Project	Western Australia	E09/2302	Granted	100%	100%
Aston Project	Western Australia	E09/2358	Granted	100%	100%
Aston Project	Western Australia	E09/2463	Granted	100%	100%
Aston Project	Western Australia	E09/2464	Granted	100%	100%
Aston Project	Western Australia	E09/2472	Granted	100%	100%
Aston Project	Western Australia	E09/2607	Granted	100%	100%
Aston Project	Western Australia	E09/2628	Granted	100%	100%
Aston Project	Western Australia	E09/2629	Granted	100%	100%
Aston Project	Western Australia	E09/2630	Granted	100%	100%
Aston Project	Western Australia	E09/2641	Granted	100%	100%
Aston Project	Western Australia	E09/2829	Granted	100%	100%
Aston Project	Western Australia	E09/2967	Granted	100%	100%
Aston Project	Western Australia	E09/2968	Granted	100%	100%
Aston Project	Western Australia	E09/2789	Application	100%	100%
Aston Project	Western Australia	E09/2796	Application	100%	100%

^ Ballard Mining Limited executed a Mineral Rights Deed with Delta Lithium Limited. Ballard Mining Ltd (via Mt Ida Au Pty Ltd) has exclusive rights to gold; Delta retains rights to all other minerals. On 9 July 2025 Ballard Mining ceased to be a subsidiary of Delta Lithium.

*Application remains in ballot

**Miscellaneous Licences are for the purpose for groundwater search only

[2] Earn-In & JV Agreement with Reach Resources Limited for Camel Hill & Morrissey Hill Projects were terminated during the quarter. Delta acquired the tenements and is now the 100% owner

[3] Earn-In & JV Agreement with Voltaic Strategic Resources Limited for the Ti-Tree Project was terminated during the quarter. Delta no longer has any interest in the project tenure

Appendix 5B

Mining exploration entity or oil and gas exploration entity quarterly cash flow report

Name of entity

Delta Lithium Limited (ASX Code: DLI)

ABN	Quarter ended ("current quarter")
67 107 244 039	30 JUNE 2026

Consolidated statement of cash flows		Current quarter $A'000	Year to date (12 months) $A'000
1.	**Cash flows from operating activities**		
1.1	Receipts from customers	-	-
1.2	Payments for		
	(a) exploration & evaluation (if expensed)	(164)	(774)
	(b) development	-	-
	(c) production	-	-
	(d) staff costs	(580)	(2,553)
	(e) administration and corporate costs	(360)	(2,389)
1.3	Dividends received (see note 3)	-	-
1.4	Interest received	567	2,269
1.5	Interest and other costs of finance paid	(9)	(39)
1.6	Income taxes paid	-	-
1.7	Government grants and tax incentives	476	1,823
1.8	Other (provide details if material)	-	-
1.9	**Net cash from / (used in) operating activities**	**(70)**	**(1,663)**

2.	**Cash flows from investing activities**		
2.1	Payments to acquire or for:		
	(a) entities	-	-
	(b) tenements	(400)	(400)
	(c) property, plant and equipment	(10)	(18)
	(d) exploration & evaluation (if capitalised)	(2,058)	(10,296)
	(e) investments	-	-
	(f) other non-current assets	-	-

For personal use only

For personal use only

Consolidated statement of cash flows		Current quarter $A'000	Year to date (12 months) $A'000
2.2	Proceeds from the disposal of:		
	(a) entities	-	(1,377)
	(b) tenements	-	-
	(c) property, plant and equipment	-	579
	(d) investments	-	-
	(e) other non-current assets	-	-
2.3	Cash flows from loans to other entities	-	-
2.4	Dividends received (see note 3)	-	-
2.5	Other (provide details if material)	-	-
2.6	**Net cash from / (used in) investing activities**	**(2,468)**	**(11,512)**

3.	**Cash flows from financing activities**		
3.1	Proceeds from issues of equity securities (excluding convertible debt securities)	-	-
3.2	Proceeds from issue of convertible debt securities	-	-
3.3	Proceeds from exercise of options	-	-
3.4	Transaction costs related to issues of equity securities or convertible debt securities	(3)	(6)
3.5	Proceeds from borrowings	-	-
3.6	Repayment of borrowings from Associates	-	4,444
3.7	Transaction costs related to loans and borrowings	-	-
3.8	Dividends paid	-	-
3.9	Principle payments of lease liability	(41)	(155)
3.10	**Net cash from / (used in) financing activities**	**(44)**	**4,283**

4.	**Net increase / (decrease) in cash and cash equivalents for the period**		
4.1	Cash and cash equivalents at beginning of period	52,162	58,472
4.2	Net cash from / (used in) operating activities (item 1.9 above)	(70)	(1,663)
4.3	Net cash from / (used in) investing activities (item 2.6 above)	(2,468)	(11,512)
4.4	Net cash from / (used in) financing activities (item 3.10 above)	(44)	4,283

Consolidated statement of cash flows		Current quarter $A'000	Year to date (12 months) $A'000
4.5	Effect of movement in exchange rates on cash held	-	-
4.6	**Cash and cash equivalents at end of period**	**49,580**	**49,580**

5.	**Reconciliation of cash and cash equivalents** at the end of the quarter (as shown in the consolidated statement of cash flows) to the related items in the accounts	**Current quarter $A'000**	**Previous quarter $A'000**
5.1	Bank balances	9,580	12,162
5.2	Call deposits	40,000	40,000
5.3	Bank overdrafts		
5.4	Other (provide details)		
5.5	**Cash and cash equivalents at end of quarter (should equal item 4.6 above)**	**49,580**	**52,162**

6.	**Payments to related parties of the entity and their associates**	**Current quarter $A'000**
6.1	Aggregate amount of payments to related parties and their associates included in item 1	194
6.2	Aggregate amount of payments to related parties and their associates included in item 2	29

Note: if any amounts are shown in items 6.1 or 6.2, your quarterly activity report must include a description of, and an explanation for, such payments.

For personal use only

For personal use only

7.	**Financing facilities** *Note: the term "facility' includes all forms of financing arrangements available to the entity.* *Add notes as necessary for an understanding of the sources of finance available to the entity.*	**Total facility amount at quarter end $A'000**	**Amount drawn at quarter end $A'000**
7.1	Loan facilities	-	-
7.2	Credit standby arrangements	-	-
7.3	Other (please specify)	-	-
7.4	**Total financing facilities**	-	-
7.5	**Unused financing facilities available at quarter end**		-
7.6	Include in the box below a description of each facility above, including the lender, interest rate, maturity date and whether it is secured or unsecured. If any additional financing facilities have been entered into or are proposed to be entered into after quarter end, include a note providing details of those facilities as well.		
	Nil.		

8.	**Estimated cash available for future operating activities**	**$A'000**
8.1	Net cash from / (used in) operating activities (item 1.9)	(70)
8.2	(Payments for exploration & evaluation classified as investing activities) (item 2.1(d))	(2,058)
8.3	Total relevant outgoings (item 8.1 + item 8.2)	(2,128)
1386 8.4	Cash and cash equivalents at quarter end (item 4.6)	49,580
8.5	Unused finance facilities available at quarter end (item 7.5)	-
8.6	Total available funding (item 8.4 + item 8.5)	49,580
8.7	**Estimated quarters of funding available (item 8.6 divided by item 8.3)**	**23.42**

Note: if the entity has reported positive relevant outgoings (ie a net cash inflow) in item 8.3, answer item 8.7 as "N/A". Otherwise, a figure for the estimated quarters of funding available must be included in item 8.7.

8.8 If item 8.7 is less than 2 quarters, please provide answers to the following questions:

8.8.1 Does the entity expect that it will continue to have the current level of net operating cash flows for the time being and, if not, why not?

Answer: N/A

8.8.2 Has the entity taken any steps, or does it propose to take any steps, to raise further cash to fund its operations and, if so, what are those steps and how likely does it believe that they will be successful?

Answer: N/A

8.8.3	Does the entity expect to be able to continue its operations and to meet its business objectives and, if so, on what basis?
Answer: N/A	

Note: where item 8.7 is less than 2 quarters, all of questions 8.8.1, 8.8.2 and 8.8.3 above must be answered.

Compliance statement

1 This statement has been prepared in accordance with accounting standards and policies which comply with Listing Rule 19.11A.

2 This statement gives a true and fair view of the matters disclosed.

Date: 27 July 2026

Authorised by: James Croser – Managing Director
(Name of body or officer authorising release – see note 4)

Notes

1. This quarterly cash flow report and the accompanying activity report provide a basis for informing the market about the entity's activities for the past quarter, how they have been financed and the effect this has had on its cash position. An entity that wishes to disclose additional information over and above the minimum required under the Listing Rules is encouraged to do so.

2. If this quarterly cash flow report has been prepared in accordance with Australian Accounting Standards, the definitions in, and provisions of, *AASB 6: Exploration for and Evaluation of Mineral Resources* and *AASB 107: Statement of Cash Flows* apply to this report. If this quarterly cash flow report has been prepared in accordance with other accounting standards agreed by ASX pursuant to Listing Rule 19.11A, the corresponding equivalent standards apply to this report.

3. Dividends received may be classified either as cash flows from operating activities or cash flows from investing activities, depending on the accounting policy of the entity.

4. If this report has been authorised for release to the market by your board of directors, you can insert here: "By the board". If it has been authorised for release to the market by a committee of your board of directors, you can insert here: "By the [*name of board committee – eg Audit and Risk Committee*]". If it has been authorised for release to the market by a disclosure committee, you can insert here: "By the Disclosure Committee".

5. If this report has been authorised for release to the market by your board of directors and you wish to hold yourself out as complying with recommendation 4.2 of the ASX Corporate Governance Council's *Corporate Governance Principles and Recommendations*, the board should have received a declaration from its CEO and CFO that, in their opinion, the financial records of the entity have been properly maintained, that this report complies with the appropriate accounting standards and gives a true and fair view of the cash flows of the entity, and that their opinion has been formed on the basis of a sound system of risk management and internal control which is operating effectively.

For personal use only