DIATREME Resources

ASX ANNOUNCEMENT

22 July 2026

Noosa Mining Investor Conference Presentation

Diatreme Resources Limited (**ASX: DRX**) is pleased to provide the attached presentation to be delivered by Chief Executive Officer, Neil McIntyre, at the conference today.

This announcement is authorised for release by the Board.

Tuan Do
Company Secretary

For personal use only

+61 7 3397 2222

Unit 8, 55–61 Holdsworth St
Coorparoo, Qld, 4151

diatreme.com.au

DIATREME Resources

AUSTRALIAN SANDS. UNIVERSAL DEMAND.

For personal use only

Developer of high purity "low iron" silica sand

A critical mineral in global demand.

Neil McIntyre, CEO, Diatreme Resources Limited

Noosa Mining Investor Conference

22 July 2026

Important Information

For personal use only

Resource Estimates and Production Targets

The Resource Estimates and Production Targets reported by Diatreme Resource Limited's (DRX or the Company) on 23 June 2026 continue to apply and have not materially changed. The Company confirms that it is not aware of any new information or data that materially affects the information included in these announcements and that all material assumptions and technical parameters underpinning the estimates continue to apply and have not materially changed.

Cautionary Statement

This presentation contains certain forward-looking statements and forecasts which include without limitation, expectations regarding future performance, exploration, mineral resources, the financial position of the Company, industry growth or other trend projections. Whilst this presentation is based on information from sources which are considered reliable, the Company, its directors, employees and consultants do not represent, warrant or guarantee, expressly or impliedly, that the information in this presentation is complete or accurate.

To the maximum extent permitted by law, the Company disclaims any responsibility to inform any recipient of this presentation of any matter that subsequently comes to its notice, which may affect any of the information contained in this document and presentation. Nothing in this presentation should be construed as either an offer to sell or a solicitation of an offer to buy or sell securities.

Whilst the Company has concluded that it has a reasonable basis for providing the forward looking statements included in this presentation, the Company advises that given the current price of silica and the company's current market capitalisation (compared to the capital expenditure required in connection with the Northern Silica Project), the production targets and forecast financial information contained in this presentation do not provide an absolute assurance of economic development at this stage.

The stated production targets and forecast financial information contained in this presentation are based on detailed PFS and scoping studies and the Company's current expectations of future results or events, including sourcing of project development finance within the targeted timeline and/or attracting suitable project major financial partners and should not be relied upon by investors when making investment decisions.

ASX Announcements as of 17 July 2026

This presentation should also be read in conjunction with the DRX Annual Report for 2025 and the June 2026 Quarterly Activities report, together with any announcements made by the Company in accordance with its continuous disclosure obligations under the Corporations Act including but not limited to the following ASX releases:

- 17 July 2026 – Appendix 5B Cash Flow Report
- 8 July 2026 - Sibelco Injects $4.4M in boost for silica sand joint venture
- 23 June 2026 - Maiden Mineral Resource Estimate at Casuarina Deposit
- 17 June 2026 – Diatreme appoints Brian Flannery as Chair
- 9 June 2026 - Completion of Sale of Cape Flattery Silica Pty Ltd to Diatreme/Sibelco JV
- 2 June 2026 - Debt facility rollover
- 29 May 2026 - Results of Annual General Meeting
- 19 May 2026 - Significant Mineral Resource Estimate upgrade at Si2
- 29 April 2026 - Notice of Annual General Meeting
- 27 April 2026 - Quarterly Activities /Appendix 5B Cash Flow Report
- 13 April 2026 - Sale of CFS to DRX/Sibelco Silica J/V
- 26 March 2026 - Favourable Si2, Casuarina drilling boosts silica pipeline
- 19 March 2026 – Cyclone metallurgical testwork shows project upside
- 15 December 2025 – NSP Draft EIS submitted to Office of Coordinator-General
- 11 December 2025 - Moonlight Resources debuts on ASX
- 5 December 2025 - Completion of Sale of Clermont Gold Project
- 29 October 2025 - DRX Shareholders to receive Priority Offer in Moonlight Resources IPO
- 23 October 2025 - Cyclone metallurgical testwork shows improved recoveries
- 9 September 2025 – Bulk metallurgical testwork confirms NSP product quality
- 25 August 2025 - Project Status Granted, Key Tenure Renewals Secured
- 22 August 2025 - Casuarina Exploration Targets Updated and DRX Board Site Visit
- 17 July 2023 – Cape Flattery Silica DFS Confirms Excellent Economics – announced by MLM
- 3 March 2023 – Maiden Inferred Mineral Resource of 12Mt at 99.15% SiO2, 0.09% Fe2O3 Estimated for Cape Flattery Silica West Project – announced by MLM
- 20 September 2021 – Galalar Silica Resource Expands by 22% to 75.5Mt
- 6 December 2023 – New maiden 91.7Mt silica resource at Western Resource Area

Developer of World Class Silica Sands Projects

Our vision is to be Australia's pre-eminent producer of high purity, "low iron" silica sands for use in growing global solar PV and specialty glass markets.

The Northern Silica Project is our first project of a potential four at Cape Flattery.

1



One of the world's purest silica sands portfolios of scale.

Total Mineral Resource

632.8 Mt @99.2% SiO_2

2

Potential delivery of three (or more) world-class, low iron high purity silica projects.

Northern Silica, Cape Silica, Galalar and Casuarina Projects

3

Global high purity silica consumption growing fast.

Solar PV panels whose primary component is glass sheeting showing sustained demand growth

4

Robust economics, NSP advancing fast.

- PFS imminent
- EIS well advanced
- Initial 3Mtpa development, potential expansion to 5Mtpa

For personal use only

Diatreme Investment Highlights

Northern Silica Project | Cape Flattery, Far North Queensland | Critical Mineral Designation | On pathway to production

For personal use only

1 PRE FEASIBILITY STUDY IMMINENT

DRX expects to deliver Pre Feasibility Study for the Northern Silica Project in Q3 2026. Strong margins expected to be driven by premium product pricing into solar PV and specialty glass markets.
LOM greater than **25 years** with export solution via Cape Flattery Port the logical solution.

2 WORLD-CLASS SILICA PORTFOLIO

Total Mineral Resource of **632.8 Mt at ~99.2%+ SiO_2** across Northern Silica (301.5 Mt), Cape Silica (61 Mt), Galalar (75 Mt), Western Resource (92 Mt) and Casuarina (103 Mt). One of the largest and highest-purity silica sand portfolios globally, with 62% Measured at Si2. Designated as an Australian critical mineral with Coordinated Project support from Queensland and Federal governments.

3 SCALE & GROWTH PATHWAY

Stage 1 production of **3 Mtpa** high purity silica sand, scalable future potential to **5 Mtpa** market dependent. Long-life 25-year mine life supported by 301.5 Mt resource at NSP. On development pathway to production, with average annual revenue expected of A$515M at full 5Mpta capacity.

4 TIER-ONE JV PARTNER

Supported by **Sibelco Asia Pacific**, one of the world's leading industrial minerals providers. Sibelco has invested c.A$56M in DRX and the JVCo, bringing world-class silica processing, marketing expertise and Asian market access. JVCo has current funding of **c. $8.9m** (as at 7th July 2026).

5 STRATEGIC CONSOLIDATION

Cape Flattery Silica Project consolidation into JVCo delivers a single development pathway, infrastructure and permitting synergies, and enhanced value creation optionality. Region identified by Qld Government as a potential **critical minerals hub** with inter-generational life of mine providing regional community and Traditional Owners benefits.

6 PERMITTING & LEADERSHIP

EIS well advanced with Pre Feasibility Study targeting completion Q3 2026. Experienced board and management led by mining veteran investor and developer Brian Flannery. Strong Traditional Owner and community engagement. Advanced permitting, marketing, offtake and financing discussions progressing.

Total Mineral Resource now 632.8Mt, up more than 169% since 2023

For personal use only

2026 Measured, Indicated & Inferred Mineral Resource

632.8Mt

Northern Silica Project

301.5Mt

>99.2 (SiO_2%)

Casuarina Project

102.7Mt

>99.03 (SiO_2%)

Cape Flattery Silica Project

East

49.5 Mt

>99.1 (SiO_2%)

West

12 Mt

>99.15 (SiO_2%)

Galalar Project

75.5Mt

>99.18 (SiO_2%)

Western Resource Area

91.7Mt

>99.36 (SiO_2%)

62% Measured Si2 = Long LOM > 25 years

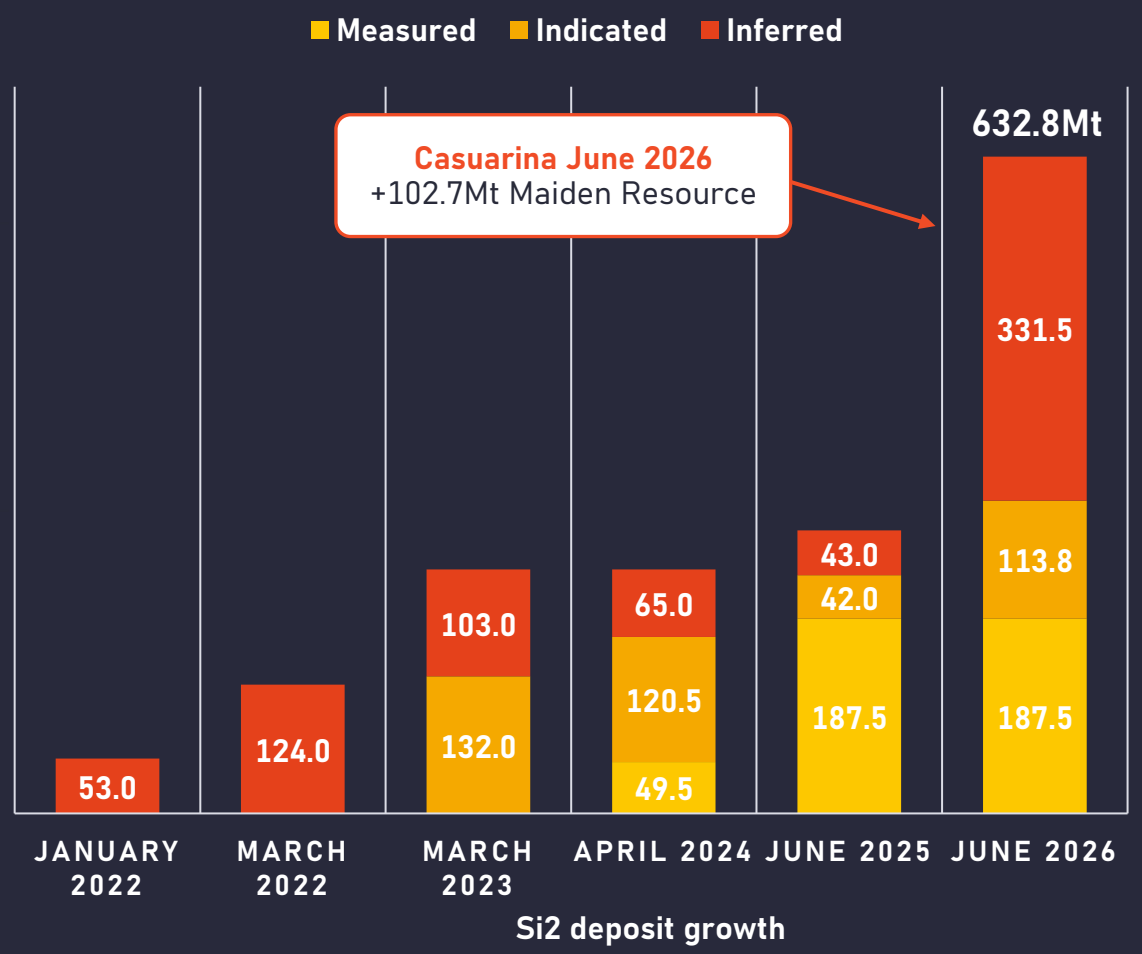

Note: Under the JORC Code, 2012 Edition an Indicated Mineral Resource is that part of a Mineral Resource for which quantity, grade (or quality), densities, shape and physical characteristics are estimated with sufficient confidence to support mine planning and evaluation of the deposit's economic viability. An Inferred Mineral Resource has a lower level of confidence than an Indicated or Measured Mineral Resource.
Note: Total Resource Estimates current as of 23 June 2026 – refer ASX announcements for full resource tables and competent persons statements.

Northern Silica Project – Development case

- Start up production of 3Mtpa, potential for expansion; direct loading from existing jetty to ocean-going vessel (OGV) docked at wharf extension within Port of Cape Flattery
- The NSP Scoping Study contemplated new marine infrastructure and a transhipping operation. The PFS will focus on use of existing marine infrastructure
- Potential to share loading facilities with existing Cape Flattery Silica Mines operations, avoiding the need for infrastructure duplication and leveraging established port access and excess capacity
- Lower per-tonne operating cost through direct conveyor-to-ship loading, eliminating double handling and reducing vessel turnaround times as outlined in the Scoping Study transhipping operation
- Mining and infrastructure footprint – focused on avoiding and minimising environmental impact, implementing environmental buffers and management plans, and committing to progressive rehabilitation of disturbed areas
- Mining occurs above the natural groundwater table

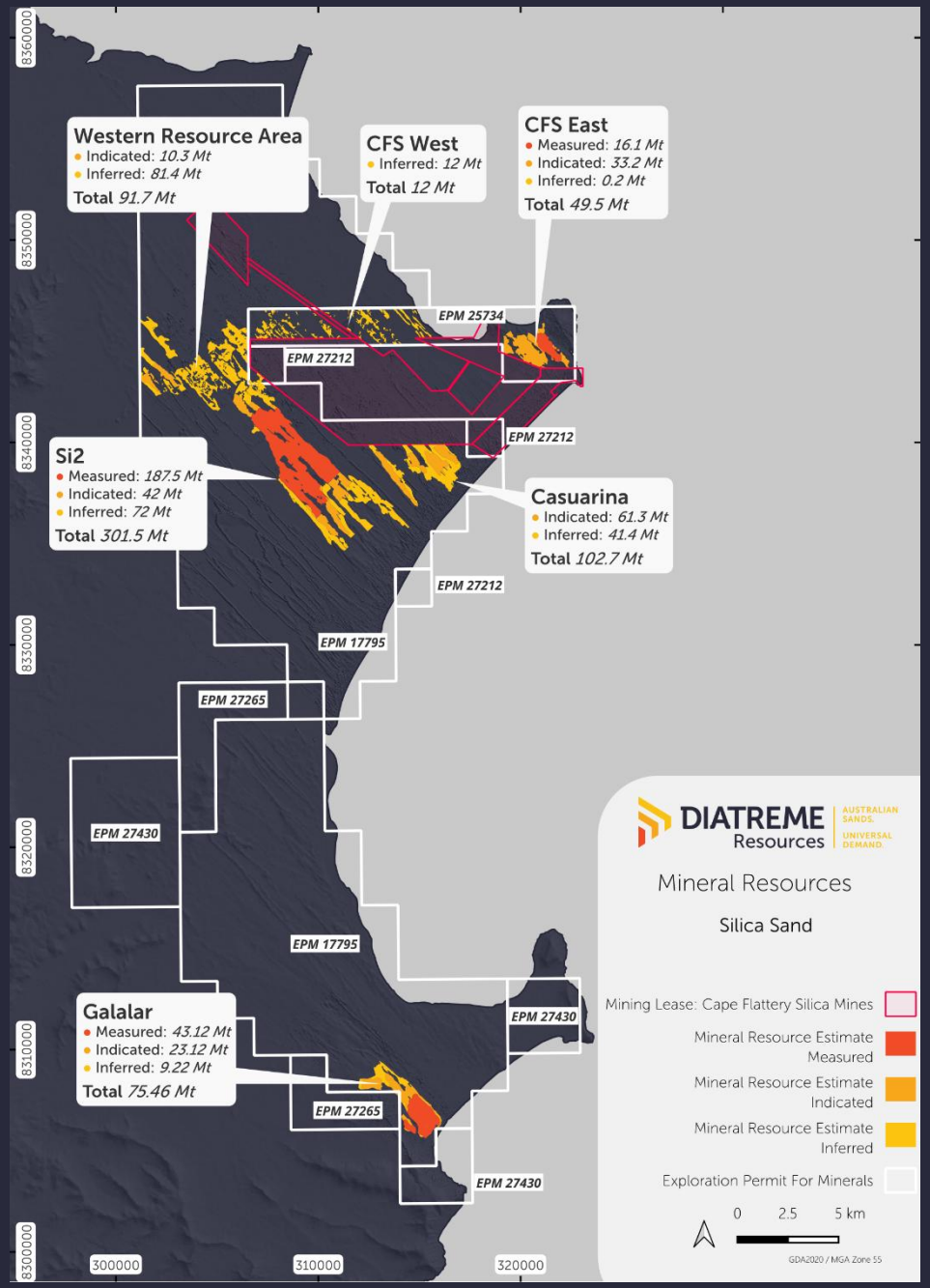

For personal use only

Port Solution – Potential Development Case

Northern Silica Project | Cape Flattery, Far North Queensland | Direct Loading Options

For personal use only

DEVELOPMENT CASE

Direct loading from existing jetty to OGV at wharf

Infrastructure CAPEX: Existing jetty with direct ship-loading conveyor. Purpose-built for throughput efficiency.

Access & Shared Facilities: Potential to share loading facilities with existing Cape Flattery Silica Mines operations. Shared infrastructure reduces duplication, utilises existing capacity, and leverages established port access, capacity and minimises environmental disturbance impacts.

Operational Cost per Tonne: Lower per-tonne operating cost through direct conveyor-to-ship loading, eliminating double handling and reducing vessel turnaround times.

User Agreement: Requires commercial multi-party user agreements with relevant Port Authority. Shared facility terms govern access scheduling, maintenance contributions and throughput allocation.

PRODUCT MOVEMENT PATH

Mine to Ocean-Going Vessel (OGV)

Mine Site
Extraction & Screening

→

Processing Plant
Washing, Grading & Stockpiling

→

Conveyor
Direct to Jetty

→

Wharf Vessel Loader
Shared Facilities

→

OGV at Wharf
Direct Ship Loading

3-5 Mtpa potential via conveyor direct to existing jetty. OGV docks at wharf for direct ship loading – eliminates barge transit and double handling from Scoping Study. Increase in port fees per-tonne OPEX offset by significantly lower infrastructure CAPEX and shared maintenance expense. Shared loading facilities with existing port operations require multi-party user agreement for access and scheduling **which is yet to be negotiated** (see Disclaimer below).

Schematic representation only. Development case subject to shared facility agreements with existing Cape Flattery port operations, which are yet to be negotiated.

Disclaimer: The arrangements described on this slide are subject to commercial agreements that have not yet been negotiated and are therefore uncertain and accordingly should not be relied upon as a potential outcome.

Existing Port Capacity & Utilisation

Port of Cape Flattery | Existing CFSM Loading Infrastructure | Significant Unused Capacity for NSP Full User Access

For personal use only

PORT CURRENT UTILISATION
(Based on 6Mtpa Nameplate Capacity)

32%

Port currently operates at about 32% of nameplate capacity based on actual export data

UNUSED CAPACITY
(Based on 6Mtpa Nameplate Capacity)

68%

Port underutilised by some 68% under current operating schedules

PORT Est. CAPABILITY

~8.4 Mtpa

Estimated outloading capability of 161 OGVs per year over 322 operating days based on known current loading rates and OGV movements from Qships data

SPARE HEADROOM

>5 Mt

Additional exports accommodated with no new wharf, outloading or port infrastructure – minor safety changes to achieve 24hour ship movements

MAX LOAD RATE

2,000 tph

Maximum shiploader rate, 1,300 tph average gross, on the existing conveyor system

Cape Flattery Port - Annual Exports (Mt) & Vessel Calls

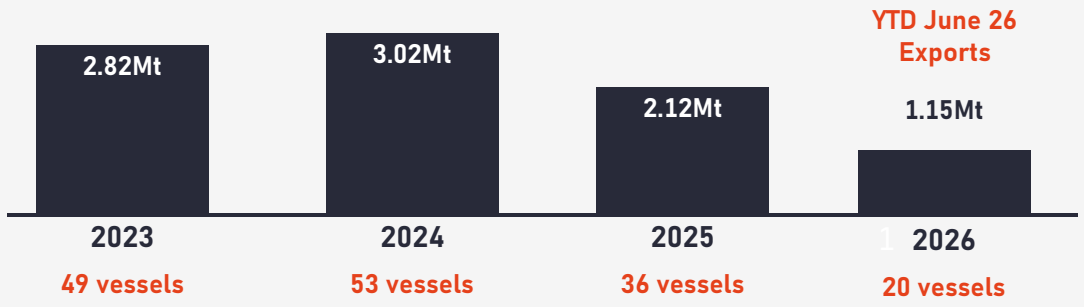

Existing Cape Flattery port with potential NSP conveyor tie-in (yellow = new NSP conveyor)

Based on Department of Transport and Main Roads (2024) trade statistics and FS port analysis. CY2024 exports totalled 3.021 Mt across 53 vessels. Estimated ~8.4 Mtpa capability is 274% above actual current throughput and 140% above rated port capacity. NSP targets Full User Access to existing CFSM marine infrastructure — no new port construction required.

Our Partner Sibelco

One of the world's leading providers of industrial minerals

DIATREME Resources + SIBELCO

Sibelco brings world class silica processing and technical knowledge along with marketing and development expertise

- Sibelco is a leading supplier of silica to the Asian market for specialty glass
- Global leader in supply of cristobalite (refined silica) used in engineered stone, polymers and coatings
- Leadership in high purity quartz used in the production of photovoltaics and microprocessors
- Invested c. A$56M in DRX and its Silica Joint Venture
- Plays an active role in supporting the JVCo
- Sand quality and scale of resource key for Sibelco

Sibelco has production facilities around the world with exposure to every major market.

For personal use only

Silica Sands Market

High-Purity "Low Iron" Silica Sands — Why They Matter

- **Foundation of the energy transition:** High-purity low iron silica is the essential feedstock for producing photovoltaic grade glass which encapsulates all standard commercial solar panels
- **Silica Critical for semiconductors:** Modern chips, AI infrastructure, EV systems, and fibre-optic networks all rely on silicon derived from extremely pure silica (>99.95% SiO_2)
- **Enables advanced manufacturing:** Used in optical glass, laboratory quartzware, and high-temperature industrial components
- **Geologically rare and strategically important:** Only a small number of deposits worldwide meet the purity requirements, creating supply-chain vulnerability like rare earths
- **Demand accelerating:** Driven by electrification, solar deployment, digitalisation, and growth in high-tech industries

Key end-use markets

Solar PV



Semiconductors

Batteries

Optical fibre

Specialty glass

For personal use only

SiO2 Application Map

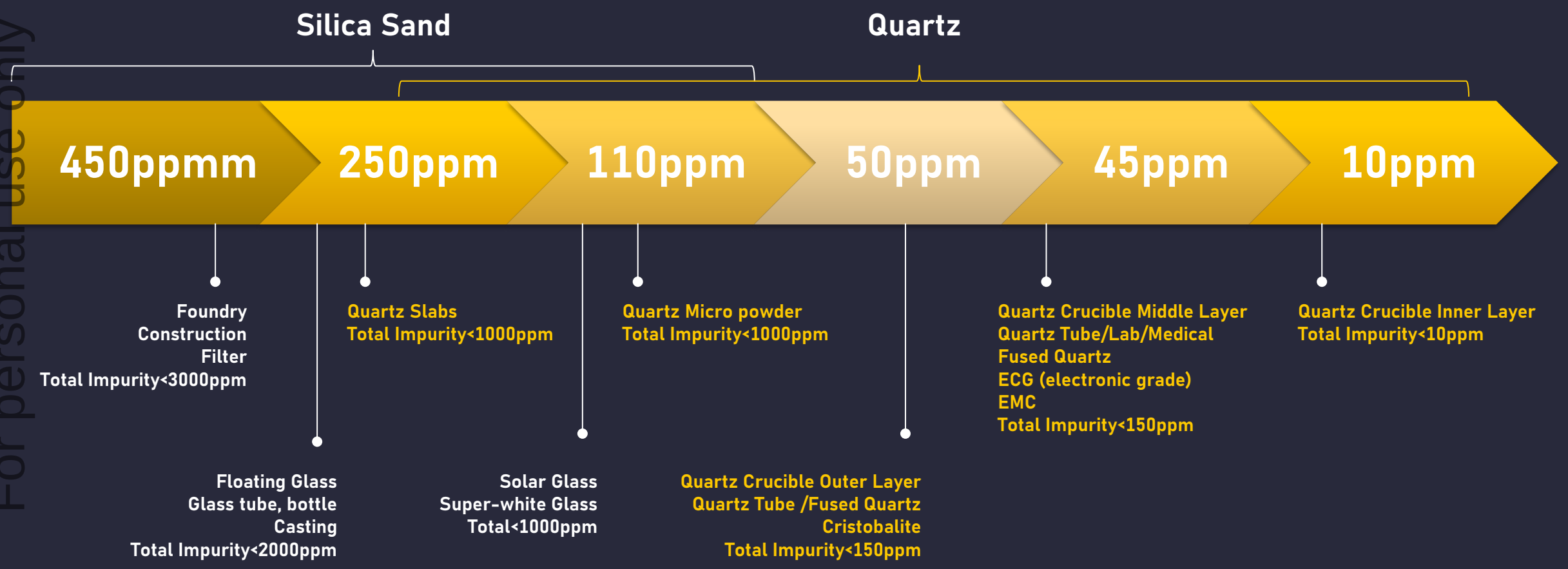

For personal use only

Critical Minerals' Market Incentives

Policy and Market Tailwinds Backing the Northern Silica Project

- **Australian critical mineral status:** High-purity silica is designated an Australian critical mineral, aligning Diatreme's Northern Silica Project with national supply chain and clean energy priorities
- **Coordinated Project backing:** Northern Silica Project holds Coordinated Project status with Queensland and Federal government major project designation, streamlining approvals across the Cape Flattery development
- **Future Made in Australia alignment:** Federal critical-minerals incentives to build domestic processing reinforce the investment case for Diatreme's Far North Queensland silica hub
- **Strategic Sibelco partnership:** Sibelco has invested c. A$56M in Diatreme and the silica joint venture, bringing world-class processing, marketing and direct Asian market access
- **Premium market pricing:** Strong margins are expected from premium pricing into the fast-growing solar PV and specialty glass markets that Diatreme's low-iron silica serves
- **Scalable, long-life supply:** 632.8 Mt portfolio at ~99.2%+ SiO_2 underpins Stage 1 output of 3 Mtpa, scalable (market dependent) to 5 Mtpa over a 25-year-plus mine life, with intergenerational regional economic and social benefits

For personal use only

Experienced leadership

Our team has extensive experience in the government, mining and resources sector

For personal use only



Brian Flannery
Chair

Globally experienced mining business leader and executive, with more than 40 years' global experience as a mining engineer. He has an outstanding track record of successful resources development, with expertise in all aspects of project management.

His family office interests span resources, energy and property development.

Kara Keys
Non-Exec Director/ Deputy Chair

Ms Keys has a strong board and financial background, with previous roles including serving as a trustee director at Cbus Super, Powerlink and United Super Asset Management. She has worked closely with Indigenous communities.

Neil McIntyre MBE
CEO

Highly experienced resources and banking executive with over 30 years of management experience in Australia, Asia and the Pacific. He has held positions as Chairman, Executive Director, Director Finance and Non-Executive Director in various listed and unlisted minerals and petroleum exploration companies.

Michael Chapman
Non-Exec Director

Experienced mining engineer with more than 40 years' experience in the development, engineering, construction and management of open-cut and underground mining projects in Australia and overseas.
Recently served as COO of White Energy Co (ASX:WEC).

Cheng (William) Wang
Non-Exec Director

Mr Wang has held senior management positions in several major Chinese state-owned companies, including CEO of an international commodities trading arm with group assets exceeding $1.5 billion. He has held directorships with China Century Capital, Jupiter Mines and Gulf Alumina.

Wayne Swan
Non-Exec Director

Mr Swan enjoyed a lengthy career in Australian federal politics, serving as Treasurer of Australia from 2007 to 2013 and Deputy Prime Minister of Australia from 2010 to 2013.

Since retiring from Parliament in 2019, Mr Swan has served as a Director of Stanwell Corporation and Chairman of CBUS.

Tom Cutbush
Non-Exec Director

Globally experienced mining executive with over 30 years' executive management and board experience in Australia and overseas, including in the global silica sands industry.
Currently serving as a director of Sibelco Australia, previous roles include CEO of Sibelco Europe and Global Operations Manager.

Corporate snapshot (ASX Code: DRX)

For personal use only

Share price

A$0.012

17 July 2026
52 week high $0.023, low $0.010

Market capitalisation

A$60.1M

Shares on issue

5,010m

Corporate Cash

$2.7M

30 June 2026

Debt facility

$1.0M

Drawn and unsecured

JVCo Cash

c. $8.9M

July 2026

JVCo Mid-point Valuation

$173M

Grant Thornton IER May 2026

Shareholder interests

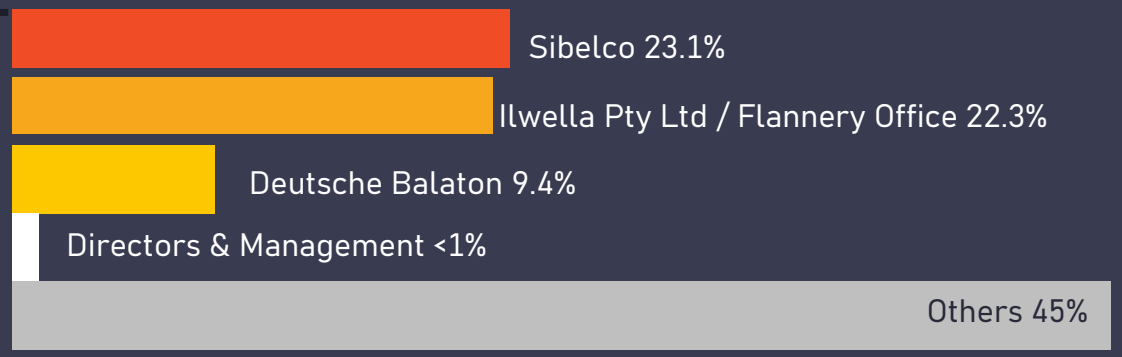

Share price performance (1 year)

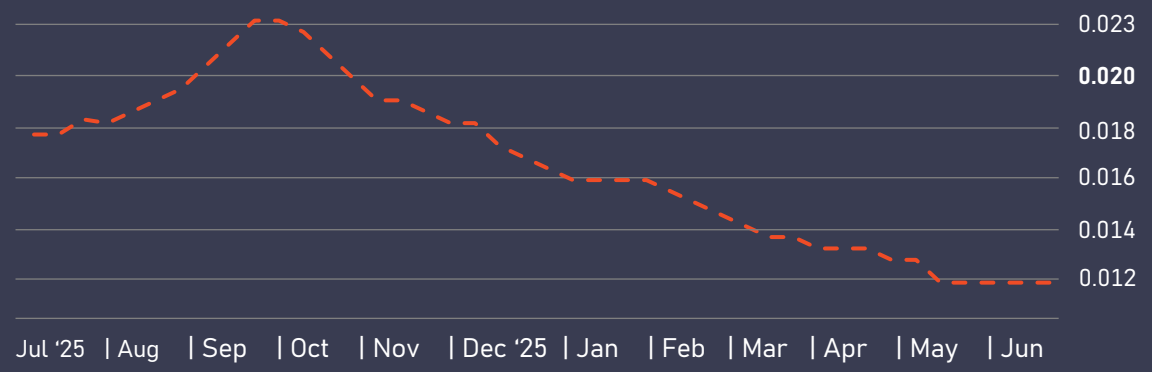

Next steps

Northern Silica Project | Key Development Workstreams

1 PRE FEASIBILITY STUDY

Pre Feasibility Study imminent, building on the robust 2023 Scoping Study outcomes (33% IRR, A$1.41B NPV). Refining mine plan, processing flowsheet, port infrastructure design and CAPEX/OPEX estimates. Targeting completion Q3 2026 to support DFS, financing and FID.

2 EIS

Environmental Impact Statement well advanced under bilateral Queensland/Commonwealth assessment process. Coordinated by the Coordinator-General with comprehensive environmental, social and cultural heritage studies. Addresses mining footprint, rehabilitation, marine ecology and groundwater management.

3 MINING AGREEMENT

Negotiation of **Mining Agreement** with Traditional Owners. Ongoing community engagement and benefit-sharing framework development. Securing mining agreement is a key prerequisite for final permitting approvals and project construction.

4 FINAL PERMITTING

Securing **State and Federal environmental approvals** and mining lease grant. Approval pathways aligned with EIS outcomes and Coordinator-General conditions. Critical mineral designation supports streamlined regulatory engagement.

5 FINANCING

Project finance discussions progressing, supported by **Sibelco JV partnership** and strong project economics. Debt and equity structuring planning commenced for initial CAPEX. Potential government support via critical mineral incentives and export credit facilities. Offtake discussions advancing with premium market customers.

6 FID

Final Investment Decision represents the board approval milestone to commence construction. Contingent on DFS completion, key permits in place, financing secured and binding offtake agreements. FID will commence construction and procurement phase.

For personal use only

For personal use only

Neil McIntyre
Chief Executive Officer

See us at the Booth

DIATREME Resources

DIATREME Resources | AUSTRALIAN SANDS. UNIVERSAL DEMAND.

APPENDICES

For personal use only

Mineral Resources Statement

Global Resources: Northern Silica, Galalar Silica, Western Resource Area, Cape Flattery Silica

Project	Mineral Resource Category	Tonnes (Mt)	SiO_2 %	Fe_2O_3 %	TiO_2 %	Al_2O_3 %
Galalar	Measured	43.12	99.21	0.09	0.11	0.13
	Indicated	23.12	99.16	0.09	0.13	0.10
	Inferred	9.22	99.10	0.11	0.16	0.11
	Total	75.46	99.18	0.09	0.12	0.12
Si2	Measured	187.5	99.25	0.10	0.14	0.11
	Indicated	42	99.16	0.12	0.16	0.11
	Inferred	72	99.17	0.13	0.17	0.11
	Total	301.5	99.20	0.11	0.15	0.11
WRA	Indicated	10.3	99.20	0.15	0.24	0.16
	Inferred	81.4	99.38	0.09	0.15	0.06
	Total	91.7	99.36	0.10	0.16	0.07
CFS West	Inferred	12	99.15	0.09	0.16	0.12
	Total	12	99.15	0.09	0.16	0.12
CFS East	Measured	16.1	99.20	0.08	0.12	0.22
	Indicated	33.2	99.05	0.10	0.18	0.25
	Inferred	0.2	99.00	0.12	0.27	0.28
	Total	49.5	99.10	0.09	0.16	0.24
Casuarina	Indicated	61.3	99.03	0.12	0.15	0.11
	Inferred	41.4	99.06	0.10	0.12	0.10
	Total	102.7	99.04	0.11	0.14	0.11
Total Silica Sand	Measured	246.72	99.24	0.10	0.13	0.12
	Indicated	170.0	99.09	0.11	0.16	0.14
	Inferred	216.2	99.22	0.11	0.15	0.09
	Total	**632.8**	**99.19**	**0.11**	**0.15**	**0.12**

Mineral Resource estimate current as of 21/07/2026

For personal use only

Mineral Resources Statement

Cyclone Zircon Project: Western Australia

For personal use only

Category	HM cut-off %	Material Mt	HM %	HM Mt	Slime %	OS %	Head Grade						Zircon Kt
							Zircon %	Rutile %	Leuco %	HiTi %	Alt Ilm %	Si TiOx	
Measured	2.0	69	3.7	2.58	3.6	3.8	1.06	0.11	0.24	0.88	0.45	0.82	735
Measured	1.5	102	3.1	3.14	3.9	4.4	0.88	0.09	0.20	0.73	0.38	0.67	896
Measured	1.0	156	2.4	3.81	4.2	5.0	0.69	0.07	0.16	0.58	0.30	0.53	1,079
Indicated	2.0	13	3.2	0.41	3.8	4.4	0.66	0.07	0.18	1.06	0.55	0.60	83
Indicated	1.5	24	2.5	0.60	4.1	5.0	0.52	0.05	0.12	0.84	0.41	0.46	123
Indicated	1.0	48	1.9	0.89	4.4	5.1	0.38	0.04	0.09	0.62	0.30	0.34	183
Total	2.0	82	3.6	2.99	3.6	3.9	1.00	0.10	0.23	0.91	0.47	0.79	818
Total	1.5	126	3.0	3.75	3.9	4.5	0.81	0.08	0.18	0.75	0.38	0.63	1,019
Total	**1.0**	**203**	**2.3**	**4.70**	**4.2**	**5.0**	**0.62**	**0.06**	**0.14**	**0.59**	**0.30**	**0.49**	**1,262**
					Mineral Assemblage		**27%**	**3%**	**6%**	**26%**	**13%**	**21%**	

NOTES

- Refer to ASX release 15 June 2016 "Cyclone Study Reaffirms Project Profitability" for more detail.
- Rounding may generate differences in last decimal place.
- A constant SG of 1.7 has been used to derive material tonnes.
- Slime refers to material typically <53um; OS refers to material typically >2mm.
- Mineral Assemblage derived from QEMSCAN® analysis.
- High Titanium Oxides (HiTi) – Ti-oxides containing 70 - 95% TiO_2, Altered Ilmenite (Alt Ilm) – Ti-oxides containing <70% TiO_2, Siliceous Ti-Oxide (Si TiOx) – Ti-oxides containing >10% silica-rich Ti minerals.
- Resources are inclusive of Reserves (refer to ASX announcement 27 April 2017).

Ore Reserves Statement

Global Ore Reserves: Galalar Silica, Cape Flattery Silica

	Mineral Resource Category	Silica sand Mt	Waste (Mt)	SiO_2 %	Fe_2O_3 %	TiO_2 %	LOI %	Al_2O_3 %
Galalar	Probable	32.5	0.04	99.2	0.08	0.11	0.16	0.13
CFS East	Probable	47	4.0	99.11	0.09	0.14	0.24	0.15
Combined	**Total**	**79.5**	**4.04**	**99.14**	**0.09**	**0.13**	**0.2**	**0.14**

Reserves: Cyclone Zircon Project

Category	HM cut-off %	Material Mt	HM %	HM Mt	Slime %	OS %	Head Grade						Zircon Kt
							Zircon %	Rutile %	Leuco %	HiTi %	Alt Ilm %	Si TiOx %	
Probable	0.4	138	2.6	3.52	4.6	5.3	0.72	0.07	0.17	0.59	0.32	0.57	990
Total	**0.4**	**138**	**2.6**	**3.52**	**4.6**	**5.3**	**0.72**	**0.07**	**0.17**	**0.59**	**0.32**	**0.57**	**990**
						Mineral Assemblage	**28%**	**3%**	**7%**	**23%**	**13%**	**27%**	

** Ore Reserve estimate current as of 13 November 2024*
 # Cut-off parameters include sand colour, Ti/Fe ratio, Fe2O3 content, and amenability to metallurgical testwork

For personal use only

Competent person's statement

For personal use only

Statement in accordance with the Australasian code for reporting of exploration results, mineral resources and ore reserves (the JORC code)

Mineral Resources

The information in this announcement that relates to Mineral Resources at the Si2 deposit is extracted from the Company's ASX announcement "Diatreme's Total Silica Resource Base Now at 632.8Mt with Maiden 102.7Mt Mineral Resource Estimate at Casuarina Deposit" dated 23/06/2026, and is based on, and fairly represents, information compiled by Mr Frazer Watson (MAIG, MAusIMM). Mr Watson is an employee of Diatreme Resources and has sufficient experience relevant to the style of mineralisation and type of deposit under consideration and to the activity being undertaken to qualify as a Competent Person as defined in the 2012 Edition of the JORC Code.

The information in this announcement that relates to Mineral Resources at the Si2 deposit is extracted from the Company's ASX announcement "Significant 10.6% Mineral Resource Estimate upgrade at Si2 further underpinning development of Northern Silica Project" dated 19/05/2026, and is based on, and fairly represents, information compiled by Mr Frazer Watson (MAIG, MAusIMM). Mr Watson is an employee of Diatreme Resources and has sufficient experience relevant to the style of mineralisation and type of deposit under consideration and to the activity being undertaken to qualify as a Competent Person as defined in the 2012 Edition of the JORC Code.

The information in this announcement that relates to Mineral Resources at the CFS East deposit is extracted from the Company's ASX announcement "Cape Flattery Silica DFS Confirms Excellent Economics" dated 17/07/2023 by Metallica Minerals, and is based on, and fairly represents, information compiled by Mr Brice Mutton (MAusIMM). Mr Mutton is a geological consultant at AusRocks and has sufficient experience relevant to the style of mineralisation and type of deposit under consideration and to the activity being undertaken to qualify as a Competent Person as defined in the 2012 Edition of the JORC Code.

The information in this announcement that relates to Mineral Resources at the Galalar deposit is extracted from the Company's ASX announcement "Galalar Silica Resource Expands by 22% to 75.5Mt" dated 20/09/2021 and is based on, and fairly represents, information compiled by Mr Brice Mutton (MAusIMM). Mr Mutton is a geological consultant at AusRocks and has sufficient experience relevant to the style of mineralisation and type of deposit under consideration and to the activity being undertaken to qualify as a Competent Person as defined in the 2012 Edition of the JORC Code.

The information in this announcement that relates to Mineral Resources at the Western Resource Area deposit is extracted from the Company's ASX announcement "New maiden 91.7Mt silica resource at Western Resource Area" dated 06/12/2023 and is based on, and fairly represents, information compiled by Mr Carl Morandy (MAusIMM). Mr Morandy is a mining engineer consultant at AusRocks and has sufficient experience relevant to the style of mineralisation and type of deposit under consideration and to the activity being undertaken to qualify as a Competent Person as defined in the 2012 Edition of the JORC Code.

The information in this announcement that relates to Mineral Resources at the CFS West deposit is extracted from the Company's ASX announcement "Maiden Inferred Mineral Resource of 12Mt at 99.15% SiO_2, 0.09% Fe_2O_3, Estimated for Cape Flattery Silica West" dated 03/03/2023 and is based on, and fairly represents, information compiled by Mr Brice Mutton (MAusIMM). Mr Mutton is a geological consultant at AusRocks and has sufficient experience relevant to the style of mineralisation and type of deposit under consideration and to the activity being undertaken to qualify as a Competent Person as defined in the 2012 Edition of the JORC Code.

The information in this announcement that relates to Mineral Resources at the Cyclone deposit is extracted from the Company's ASX announcement "Quarterly Activities Report" dated 27/04/2017, and is based on, and fairly represents, information compiled by Mr Ian Reudavey (MAIG). Mr Reudavey was a Chief Geologist of Diatreme Resources and has sufficient experience relevant to the style of mineralisation and type of deposit under consideration and to the activity being undertaken to qualify as a Competent Person as defined in the 2012 Edition of the JORC Code

Competent person's statement

For personal use only

Statement in accordance with the Australasian code for reporting of exploration results, mineral resources and ore reserves (the JORC code)

Ore Reserves

The information in this announcement that relates to Ore Reserves at the Galalar deposit is extracted from the Company's ASX announcement "Galalar Maiden Ore Reserve, PFS delivers substantial boost to new Silica mine dated 09/11/2021 and is based on, and fairly represents, information compiled by Mr Carl Morandy (MAusIMM). Mr Morandy is a consultant of the AusRocks and has sufficient experience relevant to the style of mineralisation and type of deposit under consideration and to the activity being undertaken to qualify as a Competent Person as defined in the 2012 Edition of the JORC Code.

The information in this announcement that relates to Ore Reserves at the CFS East deposit is extracted from the Company's ASX announcement "Cape Flattery Silica DFS Confirms Excellent Economics" dated 17/07/2023 and is based on, and fairly represents, information compiled by Carl Morandy (MAusIMM). Mr Morandy is a consultant at AusRocks and has sufficient experience relevant to the style of mineralisation and type of deposit under consideration and to the activity being undertaken to qualify as a Competent Person as defined in the 2012 Edition of the JORC Code.

The information in this announcement that relates to Ore Reserves at the Cyclone deposit is extracted from the Company's ASX announcement "Cyclone Study Reaffirms Project Profitability" dated 15/06/2016 and is based on, and fairly represents, information compiled by Mr Phil McMurtrie (MAusIMM). Mr McMurtrie is a consultant of the Company and has sufficient experience relevant to the style of mineralisation and type of deposit under consideration and to the activity being undertaken to qualify as a Competent Person as defined in the 2012 Edition of the JORC Code.

The Company confirms that it is not aware of any new information or data that materially affects the information included in the original market announcements relating to Mineral Resource or Ore Reserves, and that the form and context in which the Competent Person's findings are presented have not been materially modified from the original market announcement.