

ASX RELEASE

28 May 2026

2026 Annual General Meeting Chairman and CEO Addresses and Presentation Slides

Regal Partners Limited (ASX:RPL) will hold its 2026 Annual General Meeting (AGM) today at 1pm (AEST). Attached are copies of the addresses and slides to be presented by the Independent Chairman, Michael Cole AM and Chief Executive Officer (CEO) and Managing Director, Brendan O'Connor.

AUTHORISED FOR RELEASE BY:

Candice Driver, Company Secretary

CONTACT INFORMATION:

Ingrid Groer, CFA
Head of Corporate Affairs
Regal Partners Limited
Phone: +61 2 8197 4350
Email: investorrelations@regalpartners.com

ABOUT REGAL PARTNERS LIMITED

Regal Partners Limited is an ASX-listed, specialist alternative investment manager with approximately \$21 billion¹ in funds under management at 30 April 2026. With a track record dating back more than 20 years, the group manages a broad range of investment strategies covering hedge funds, credit & royalties, growth equity and real & natural assets on behalf of institutions, family offices, charitable groups and private investors.

Housing eight dedicated alternative investment management brands – Regal Funds Management, PM Capital, Merricks Capital, Taurus Funds Management, Attunga Capital, Kilter Rural, Argyle Group and Ark Capital Partners – the group employs over 200 staff, including around 95 investment professionals, in offices across Australia and offshore.

Combining deep industry experience, extensive networks and multi-award-winning performance track records, Regal Partners aims to be recognised as a leading provider of alternative investment strategies.

¹ Management estimate of funds under management (FUM) for 30 April 2026. FUM (including 100% of Taurus Funds Management, Attunga Capital, Kilter Rural, Argyle Group and Ark Capital Partners) is rounded, unaudited and includes non-fee-earning FUM but excludes non-fee-earning commitments. End of period FUM data is shown post distributions (net of reinvestment). Past performance is not a reliable indicator of future performance.

Chairman's Address

On behalf of the Board of Regal Partners, I would like to warmly welcome shareholders to today's Annual General Meeting and thank you for your continued support of the Company.

I will begin with a brief review of 2025 – a year in which Regal delivered another strong financial result and continued to build momentum across the business.

During the year, Funds Under Management increased 16%, taking it to \$20.9 billion at 31 December 2025. Pleasingly, this growth was driven by a combination of strong investment performance and positive net client inflows.

Average FUM increased 28% over the year to \$18.5 billion, reflecting both continued organic growth and the full-year contribution from acquisitions completed in the prior period.

Normalised Net Profit After Tax (or NPAT) rose 65% to \$160.5 million, while Diluted Earnings per Share increased 44% to 37.5 cents.

Earnings growth was delivered by a combination of higher management fees, strong performance fees from a broad range of strategies, and continued operating leverage across the platform.

The Board determined fully franked dividends of 21 cents per share for the year, representing a payout of approximately 54% of Normalised NPAT. This outcome reflected the Company's strong cash generation, surplus franking credits and disciplined approach to capital management.

Regal also entered 2026 with a very strong balance sheet. At 31 December 2025, the Company held approximately \$250 million of capital after allowing for the second half dividend, while its \$130 million debt facility was undrawn. In February this year, the Company also announced an on-market share buy-back program of up to \$75 million, providing additional flexibility to manage surplus capital and enhance shareholder returns.

Another positive development last year was Regal's inclusion in the S&P/ASX 300 Index in September. This represented an important milestone in the Company's development as an ASX-listed business and we have seen growth in both our retail and institutional shareholder bases over the past year. In fact, the number of direct holders on the register is now over 6,600 – approximately 50% higher than at the beginning of calendar 2025.

At this point, I would also like to reiterate Regal Partners' core purpose – which is to generate superior long-term risk-adjusted returns for clients, shareholders and staff. This purpose underpins all key decisions across the business, and we were pleased to deliver strong investment outcomes for many of Regal Partners' clients during 2025.

For shareholders, we are aware the Company's share price has not yet reflected the strength of these financial results, which is disappointing. However, there is strong cash generation from the business and 53 cents of fully franked dividends have been paid to shareholders since the merger in mid-2022.

Our Board remains highly confident in the Company's leadership team, strategy and long-term fundamentals.

Before concluding, I would like to thank our clients for their trust and our shareholders for their ongoing support. I would also like to thank Brendan, my fellow directors and the broader Regal Partners team for their commitment during the past 4 years of my tenure as Chair. It has been a period of significant transformation and growth, and Regal has entered 2026 with positive momentum, a clear strategic direction and a robust balance sheet. I will continue to watch the Company's future progress with great interest and confidence.

I will now hand to Brendan O'Connor, Chief Executive Officer and Managing Director, to provide his address.

CEO's Address

Before I provide an update on the business, I would first like to acknowledge and thank Michael for his leadership as Chair since our merger in 2022. Michael's deep asset management experience has been critical to guiding Regal through a period of substantial growth.

Michael, it has been a pleasure to work alongside you during this important period for Regal Partners. Your guidance, experience and insight have been invaluable, and we are deeply grateful for your contribution.

I would also like to warmly welcome Peter to the Board. Although you only joined our Board in April, you have already invested significant time getting to know our people and our business. We are all looking forward to working with you as Regal enters its next phase of growth.

Turning now to the business, as Michael has just outlined, Regal Partners has had another active and productive year since our last AGM and I would like to thank shareholders and our clients who have been with us during this time.

Turning to the next slide, this provides a quick overview of Regal Partners today. We now have approximately \$21 billion of Funds under Management across 4 alternative asset classes – Hedge Funds, Credit & Royalties, Growth Equity and Real & Natural Assets.

Each of these capabilities are attractive in their own right and, when combined with the One RPL vision, they enable us to create multi-strategy offerings such as our listed vehicle RF1 and the unlisted Regal Partners Private Fund. Pleasingly, the Partners Fund marked its second anniversary in December 2025, delivering a 20.1% annualised return over its first two years.

Importantly, we also continue to expand and evolve our capabilities. For example, in mid-2025 we launched a fund centred on the Mayfair Hotel in Adelaide. Adelaide is of course the capital of South Australia – a state that not only benefits from great tourism and defence industries but sits at the intersection of the strong tailwinds in renewable energy and the critical minerals that will enable a lower emissions future. Pleasingly, initial fund investors have already benefited from a rise in unit price of more than 20%. This fund also represents Regal's first step into real estate equity investing and has natural adjacencies to our real estate lending expertise.

For those of you visiting Adelaide later this year, the Mayfair will be closed over winter for renovations and it is expected to re-open in October. We encourage you to consider the Mayfair on your next Adelaide trip.

Turning to the next slide, our company's strategic goals remain unchanged:

1. To grow and diversify our investment capabilities
2. To grow and diversify our client base; and
3. To evolve our centralised and scalable platform

We have already made tremendous progress in these areas since the merger in 2022, and that is illustrated on the next slide.

As shown in the first chart, our investment capabilities today are broad, allowing us to provide a wide range of solutions to investors.

The second chart highlights the significant diversification of our client base. Importantly, as our business grows, we continue to add new clients across each distribution channel, and our client list is expanding both in Australia and offshore. This strengthens the resilience of the business over time.

The third chart shows the liquidity profile of our funds. Importantly, almost 40% of these funds are in term or closed end vehicles, providing greater visibility over future earnings and cashflows.

The next slide reminds us that a hallmark of a great investment management business is great investment performance – and we are very proud of the team and the returns they continue to deliver for our clients.

REGAL

PARTNERS

Importantly, this strong performance has been widespread across our funds and not just limited to our higher-profile hedge fund strategies. For example, our real asset strategies and mining and resource royalties particularly have been very strong.

Aside from being a good outcome for existing clients, strong investment performance also provides a great tailwind for the sales team to drive future flows.

On this point, we recently reported \$449 million of flows for the first quarter of 2026. This marked our 10th consecutive quarter of positive flows and our strongest start to a calendar year since our merger in 2022.

Momentum has also continued into April, with a further \$200 million of net inflows.

We are very pleased with the way the year has begun and it gives us great confidence that our capabilities continue to resonate with our clients.

GROWING DEMAND FOR UNCORRELATED, INFLATION-PROTECTED AND INCOME-PRODUCING STRATEGIES

Looking ahead, we see substantial runway within Australia.

In an era of:

- sticky inflation;
- higher-for-longer interest rates and record government debt;
- growing distortions in public markets from the rise of passive investing; and
- increased geopolitical risks,

our strong track record of delivering attractive absolute returns for our clients from a diverse range of alternative investment strategies has never been more valued. And with the proposed tax changes announced at the recent federal budget, it is even more important that investors seek an investment manager that has a proven track record of delivering attractive absolute returns and outperforming the market.

Of course, our growing international client base presents further opportunity for the Regal Partners business and represents an enormous addressable market and is unaffected by the proposed changes to the taxation of capital for Australians.

Today, offshore clients account for approximately 20% of Regal Partners' total FUM, and we believe there is significant potential for this to grow over time.

To support this expansion, during the past year we opened a small New York office, which is currently home to two distribution professionals, and we also added another member to our Singapore distribution team.

We are indeed the lucky country when considering Australia's abundance of high-quality natural resources. Importantly, I cannot think of a better time to be representing Australian investment capability to the rest of the world.

Regal Partners offers a collection of strategies that provide strong diversification benefits, within a jurisdiction known for its transparent rule of law and low sovereign risk. Further, Regal has deep expertise in Australia's natural advantages: of our 95 investment professionals, approximately 25 are dedicated to the resources sector, whether it be an equity, debt or royalty strategy.

It is therefore no surprise that some of the products with the highest demand include resource equities, resource royalties, water and our directly originated bi-lateral loans.

In terms of resources royalties, this slide illustrates some key features of Resources Royalties as an investment strategy. Through a diversified pool of royalty assets which benefits from rising commodity prices, the Regal Resources Royalties Fund has delivered strong returns since inception in 2019 with approximately one third of that return as income.

Turning to water. Water rights are an asset class with very low correlation to traditional investments and, as a result, we continue to see high demand for our water strategy. Regal's water strategies have generated a return of around 12% p.a. since inception with approximately one third of that return as income.

And finally credit, Regal offers exposure across a broad range of segments, including Australian corporate credit, commercial real estate, specialised infrastructure, agriculture and resources. Our team brings deep expertise to these areas in both origination and asset management. Across a range of private credit strategies, we have delivered close to 10% p.a. returns to our investors since inception.

FINANCIAL PERFORMANCE

Moving now to Regal Partners' 2025 results. Michael has already covered the key highlights, so I will limit my comments to a few additional observations.

Firstly, our profit of \$160.5 million was generated from average Funds Under Management of \$18.5 billion. Given the business entered 2026 with around \$21 billion of FUM, Regal's management fee revenue should benefit from a higher average FUM base in 2026 than 2025, even if FUM remains stable for the remainder of this year.

Secondly, with respect to performance fees, it was pleasing to see Regal generate \$176 million of performance fee revenue in 2025 from a wide range of strategies – indeed, there were 28 key contributing vehicles.

This reinforces an important point – that as Regal continues to diversify and broaden its source of performance fees, the overall earnings profile of the business becomes more resilient.

For the current 1H26 period, I am also pleased to confirm we have already crystallised some performance fees in the half and we would hope to earn additional performance fees by 30 June 2026, particularly from some of our global hedge fund strategies. We expect to provide a further update in July when we release our June quarter FUM announcement.

STRATEGIC REBRAND

I would now like to spend a few minutes discussing the Regal Partners' brand.

You may have noticed a new visual identity throughout today's presentation. This represents the culmination of work on a strategic rebrand project that we are pleased to officially unveil today.

A key driver for this project has been the significant growth in recent years of our funds under management, people and capabilities, and several brands we have acquired along the way.

The evolution of Regal has been extremely valuable and our diversity is a major strength. However, it has also introduced some complexity, particularly offshore where investors are less familiar with the Regal Partners platform and the breadth of our offering.

As a result, we undertook a comprehensive review of how we present and communicate our business to the market.

Several priorities guided this process.

- First, we wanted to ensure investors clearly understand Regal Partners and the strength of our diversified platform.
- Second, we hoped to reduce the complexity that can arise from multiple brands.
- Third, we wanted to improve collaboration and efficiency across marketing and distribution, consolidate our digital footprint, and create a more integrated investor experience that better showcases the breadth of our capabilities.

As part of this process, we refined our brand and clarified the relationship between our capabilities, strategies and funds.

Historically, our marketing has often highlighted individual funds or brands.

REGAL

PARTNERS

Going forward, we are flipping this pyramid. In other words, we intend to lead more consistently with the Regal brand and place greater emphasis on our core capabilities: Hedge Funds, Credit & Royalties, Growth Equity, and Real & Natural Assets.

This means our focus is on the strength of the overall platform — the collaboration across teams, our observation of market dynamics as an investor across public and private markets and across all parts of the capital structure, and the power of combining our investment capabilities into multi-strategy offerings.

So today we are proud to unveil a refreshed identity that reflects our Company's continued evolution. One of the most noticeable changes is our new, bolder logo, alongside a new visual system designed to capture our performance-driven culture, adaptive mindset, and our focus on identifying and harnessing the opportunities before us.

Importantly, while our visual identity is evolving, the core foundations of the business remain unchanged. Our investment philosophy, processes and commitment to generate superior long-term risk-adjusted returns for clients, shareholders and staff will continue to sit at the core of Regal Partners.

In terms of next steps, you will see our new brand really come to life through the launch of our new website next week.

The new website is designed to provide a more comprehensive and integrated view of our capabilities, strategies, and people.

Importantly, it will also create a more streamlined investor experience.

Investors will be able to explore opportunities right across the Regal Partners platform, with enhanced functionality to filter by investor type, capability and investment strategy.

As we continue to grow the business, our focus remains on delivering differentiated opportunities across alternative asset classes and further strengthening Regal's position in the market. This strategic rebrand is an important step in supporting that next phase of growth.

POSITIVE OUTLOOK WITH GROWTH MOMENTUM CONTINUING

Turning now to my final slide, the outlook for Regal Partners is very positive. Net flows for 2026 have started strongly and we continue to see good traction with offshore clients. We are hopeful that we will see some significant offshore client flows in the coming months, which we'll provide further detail on when appropriate.

We also plan to externally launch our Regal Partners Multi-Strategy Income Fund, which has now been seeded.

Across the group, we continue to focus on streamlining processes and investing in systems that improve efficiency and resilience.

From a capital management perspective, we are focused on sustainably growing our fully franked dividends and seeding further organic opportunities, while remaining active but disciplined in pursuing accretive acquisitions.

Before closing, I would like to thank our entire team for another outstanding year. In particular, I would also like to acknowledge the two newest members of our leadership team:

- Firstly, Ilana Stringer, who joined in October last year as our inaugural Head of Strategy before subsequently being appointed Chief Financial Officer earlier this year.
- And secondly, Hai Nguyen, our new Chief Technology Officer.

Both Ilana and Hai have already made a tremendous impact on the firm and are helping shape many of the decisions that will underpin Regal's future growth.

Finally, thank you again to our shareholders and investors for your continued support of Regal Partners. I look forward to updating you further in August when we release our 1H26 results.

Regal Partners Limited (ASX:RPL)
2026 Annual General Meeting

28 May 2026

For personal use only

Chairman's Address

Michael Cole AM

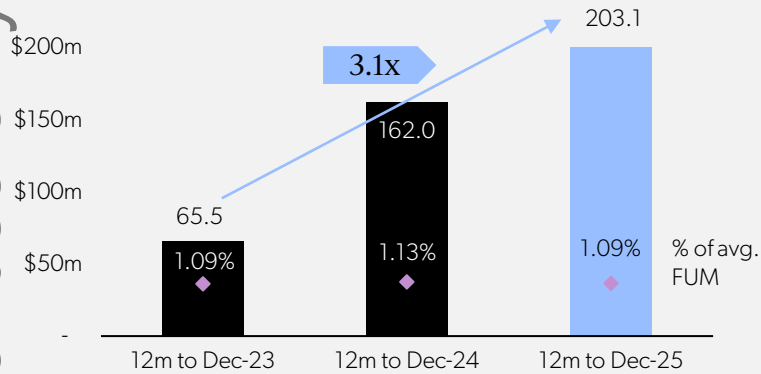


For personal use only

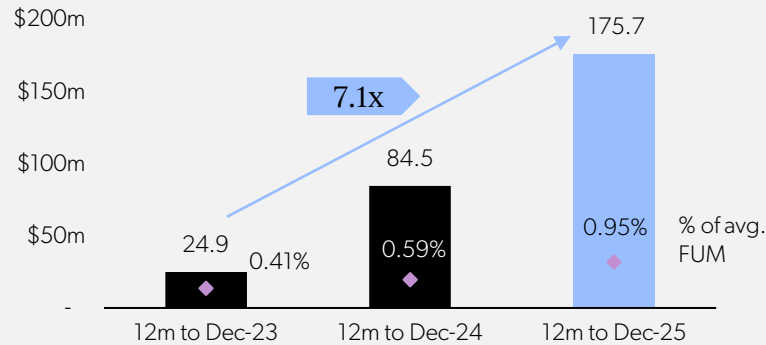
Resilient business delivering for shareholders

For personal use only

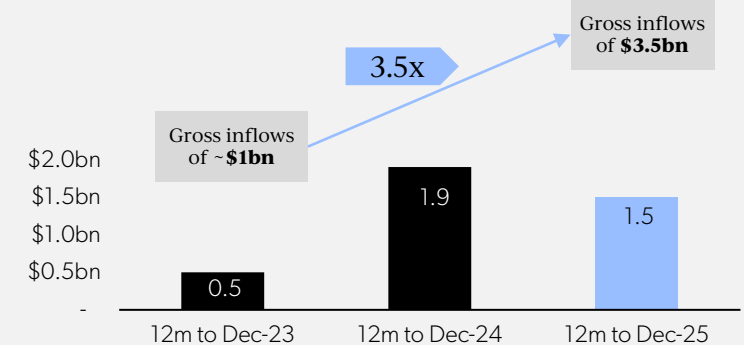
Normalised management fees (\$M)



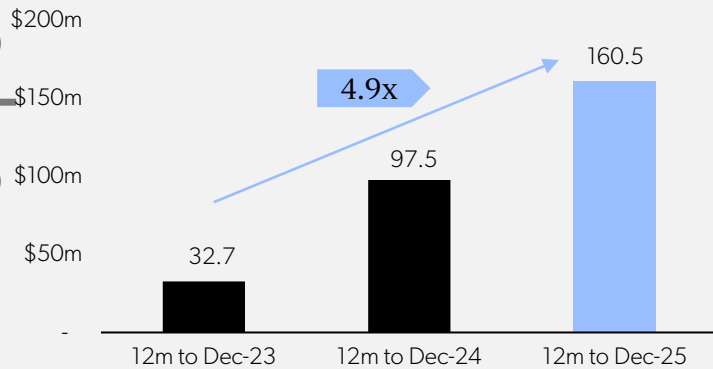
Normalised performance fees (\$M)



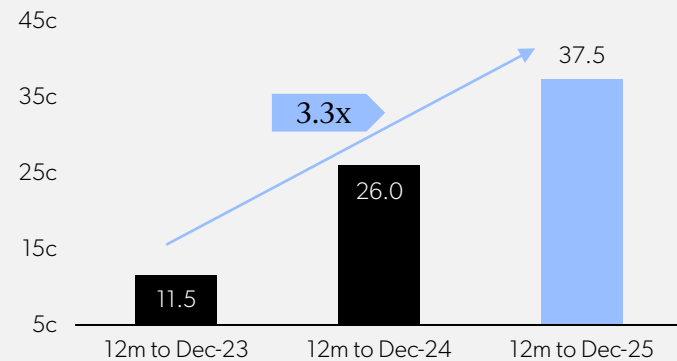
Net FUM inflows (\$B)¹



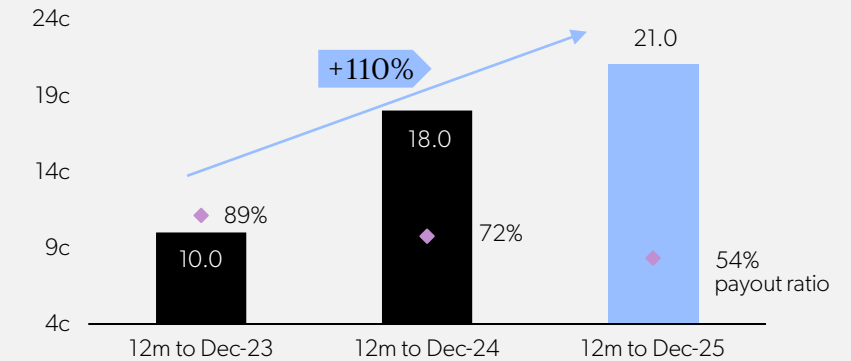
Normalised NPAT (\$M)²



Normalised diluted EPS (CPS)



Dividends (100% franked) per share (CPS)³



1. Management estimate of funds under management (FUM) inflows for 31 December of relevant year (shown on a 100% ownership basis). FUM (including 100% of Taurus Funds Management, Attunga Capital, Kilter Rural, Argyle Group and Ark Capital Partners) is rounded, unaudited and includes non-fee-earning FUM but excludes non-fee-earning commitments. 2. NPAT refers to NPAT attributable to RPL shareholders. Normalised NPAT has been calculated by adding back certain non-cash items (e.g. amortisation of intangible assets) and one-off transaction and integration costs (all tax-effected where appropriate). Normalised NPAT includes fair value movements on seed investments. 3. Dividends determined in relation to that 12 month period.

CEO's Presentation

Brendan O'Connor



For personal use only

Regal Partners today



For personal use only



Regal Partners aims to be recognised as a leading provider of alternative investment strategies.

Scale and growing alternative investment manager \$21B FUM ¹	ASX-listed ~\$0.9B Market capitalisation ²	Experienced, highly credentialled team ~95 Investment professionals
--	--	--

HEDGE FUNDS <ul style="list-style-type: none">Market NeutralAbsolute ReturnActive ExtensionHigh ConvictionPower \$11B FUM ^{1,3}	CREDIT & ROYALTIES <ul style="list-style-type: none">Structured FinanceMining FinanceAgri DebtCRE LendingCorporate LendingListed Credit \$7B FUM ^{1,3}
---	---


Australia's leading multi-strategy offerings

GROWTH EQUITY <ul style="list-style-type: none">Pre-IPO \$1B FUM ^{1,3}	REAL & NATURAL ASSETS <ul style="list-style-type: none">WaterAgricultureCarbonHotels (Aug 2025) \$2B FUM ^{1,3}
--	---

1. Management estimate of funds under management (FUM) for 30 April 2026, net of distributions and reinvestments. FUM (including 100% of Taurus Funds Management, Attunga Capital, Kilter Rural, Argyle Group and Ark Capital Partners) is rounded, unaudited and includes non-fee-earning FUM but excludes non-fee earning commitments. 2. As at market close on 27 May 2026. 3. FUM managed via multi-strategy funds have been allocated to their underlying strategy.

Three key strategic goals:

1. Grow and diversify our investment capabilities
2. Grow and diversify our client base
3. Evolve our centralised and scalable platform



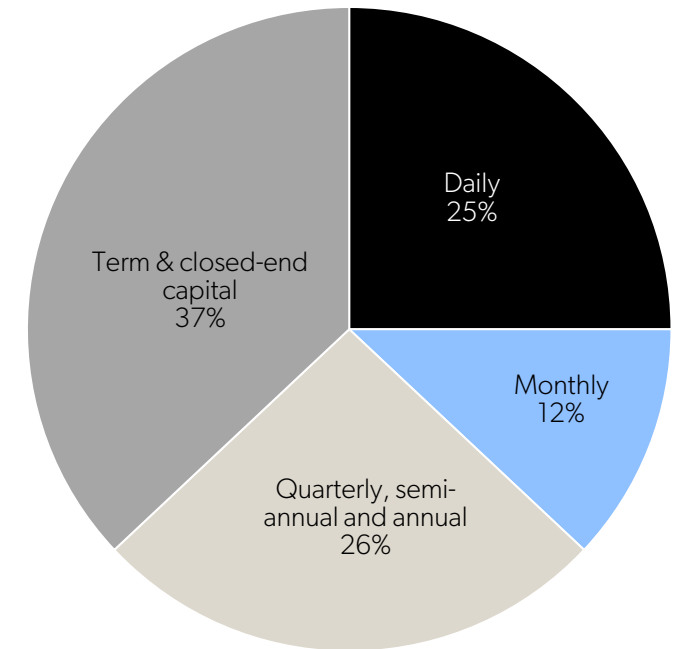
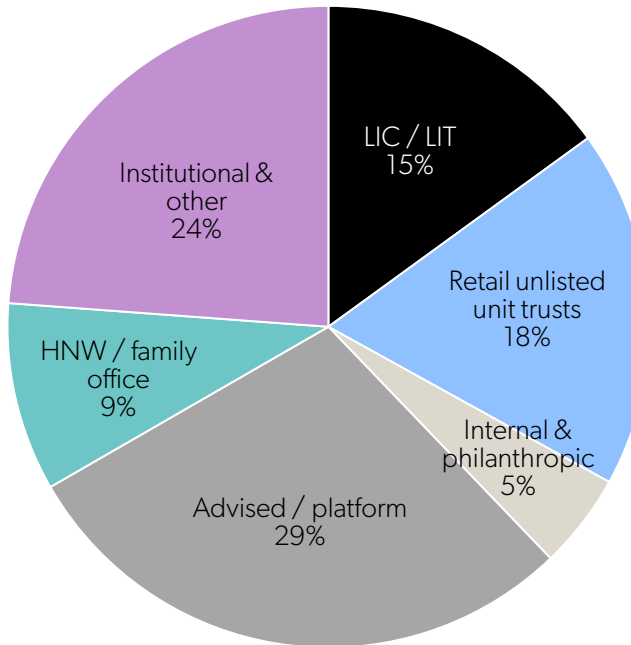
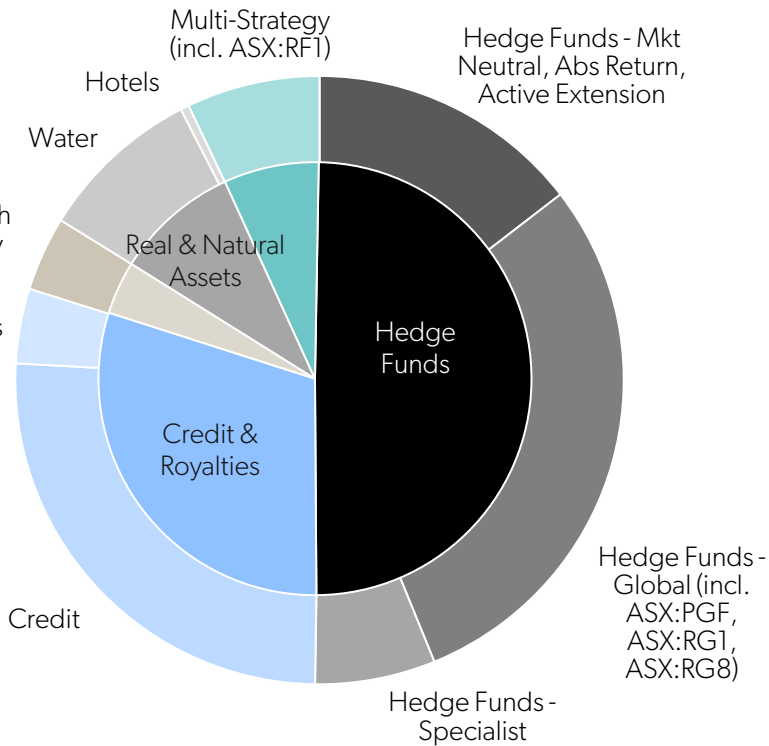
FUM is highly diversified and with long duration

RPL FUM BY ASSET STRATEGY

RPL FUM BY CLIENT CHANNEL

RPL FUM BY LIQUIDITY

30k+ investors, 50+ institutions

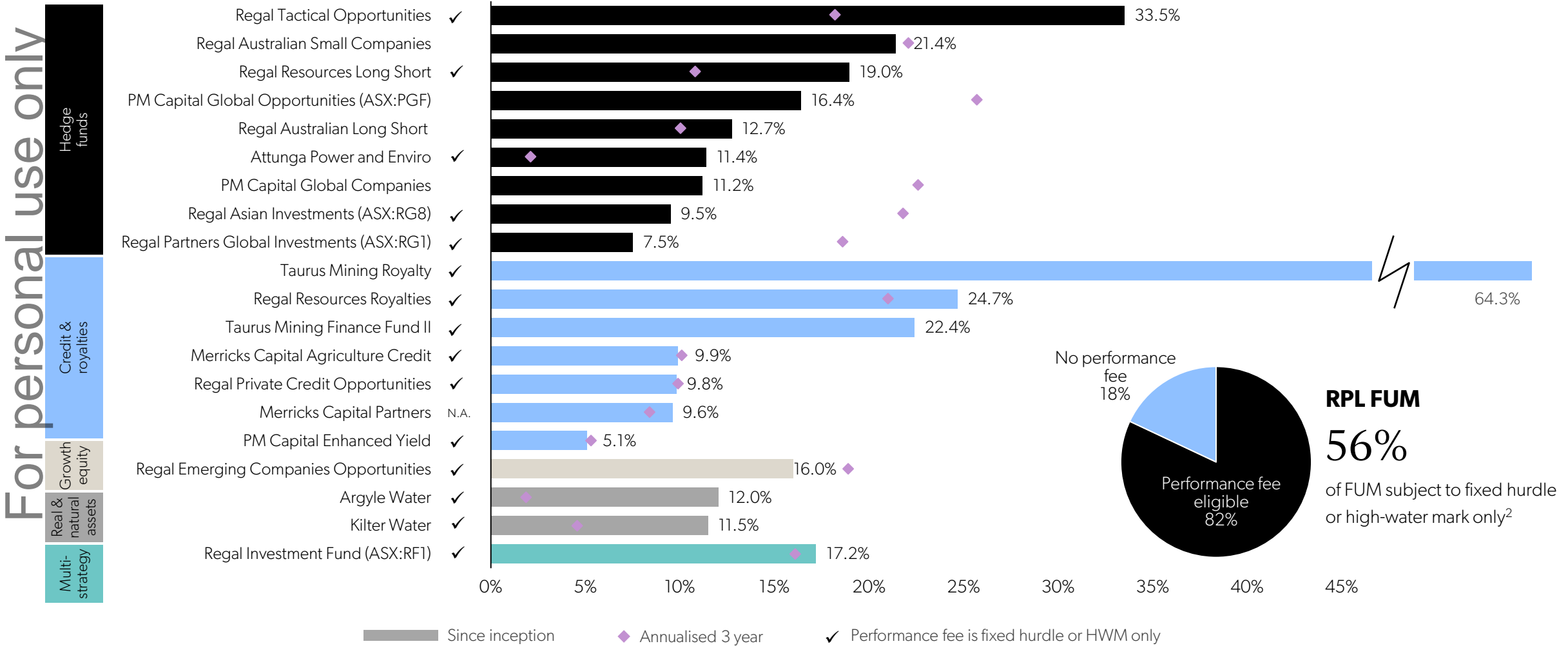


For personal use only

1. March 2026 FUM (including 100% of Taurus Funds Management, Attunga Capital, Kilter Rural, Argyle Group and Ark Capital Partners) is rounded, unaudited and includes non-fee-earning FUM but excludes non-fee-earning commitments. Past performance is not a reliable indicator of future performance.

Strong long-term performance

ANNUALISED NET PORTFOLIO RETURNS TO 30 APRIL 2026 (SINCE INCEPTION AND 3 YEARS)¹



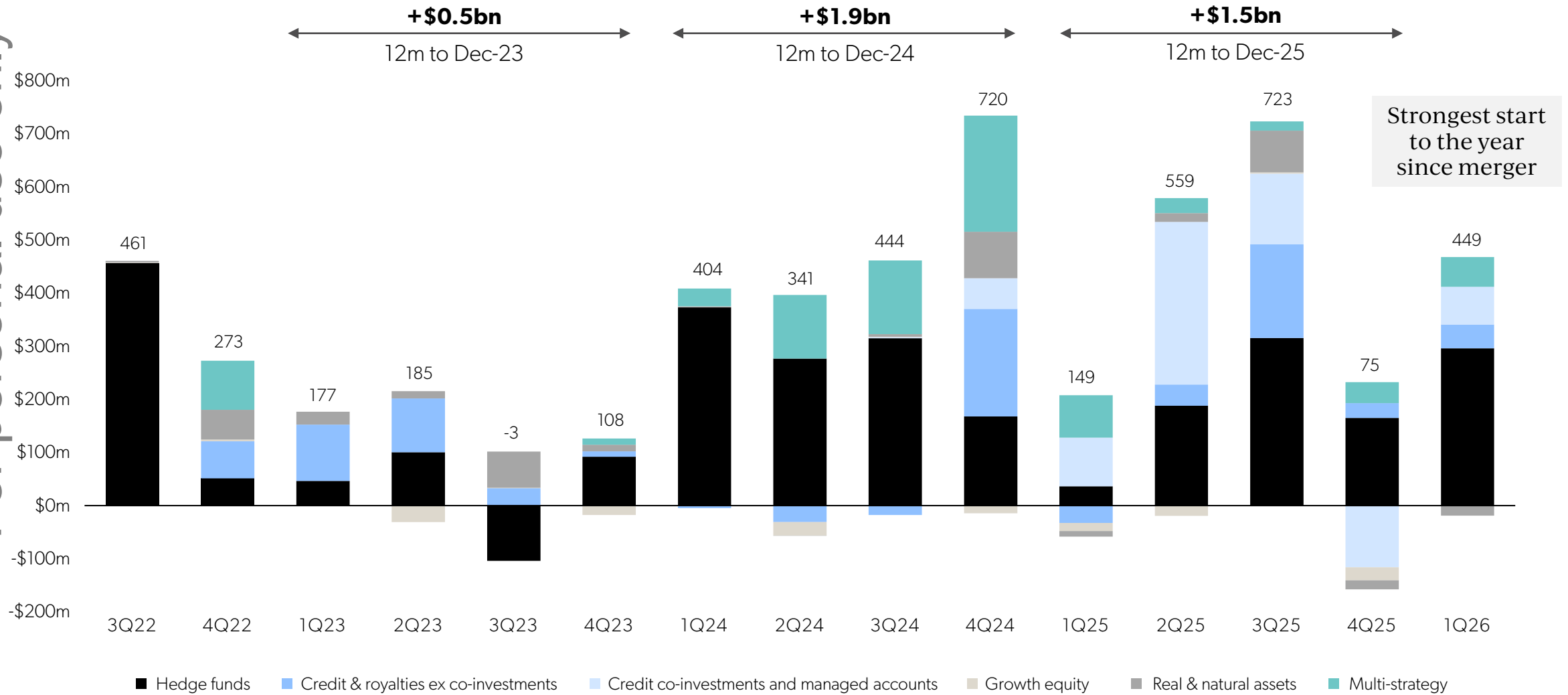
1. Past performance is not a reliable indicator of future performance. Performance is net of fees and costs and is adjusted for capital flows including those associated with the payment of distributions/dividends and tax, share issuance and/or cancellations (option exercise, distribution/dividend reinvestment plan (pre franking benefits), share purchase plan, and equal access buyback) where relevant. Taurus fund returns reflect IRR to 31 March 2026. PM Capital Enhanced Yield return relates to the Performance Fee Option class. Argyle Water return relates to its Lead Series. 2. Performance fee is calculated on investment performance in relation to a fixed hurdle (such as an absolute value or RBA cash rate) or has no hurdle; all subject to high-water marks. Percentage as at 30 April 2026.

Consistent track record of positive and diversified net flows

Quarterly net FUM inflows (\$m)



For personal use only



3Q23 outflows in hedge funds (long/short equities) relate to outflows from VGI Partners.

Growing demand for uncorrelated, inflation-protected and income-producing strategies

For personal use only

RPL Offices



~20% of RPL FUM in offshore funds and mandates

Growing offshore client base with good traction in the US, Asia and Middle East

Clients include fund-of-funds, sovereign wealth funds, pension funds and family offices

Australia and New Zealand resonating with offshore clients. Strongest demand for resources, resource royalties, water, tactical opportunities, agricultural credit and multi-strategy

Cross-sell opportunities increasing. Clients continue to scale existing allocations over time

Resources royalties: Exposure to commodities without the opex and capex risk

- Resource royalties sit between debt and equity in the capital structure
- Capable of generating both income and capital returns
- Royalties participate in exploration and development upside without having to fund operating expenditure and capital expenditure
- A strong track record of attractive risk-adjusted returns
- Regal Resources Royalties Fund¹ has achieved an annualised return of 24.7% p.a. since inception in 2019



Resources royalties:

Lowly correlated, real asset-backed income with a natural hedge against inflation

For personal use only

Australian water: A unique asset class with structural advantages

For personal use only

- Secure property rights
Registered in state titles offices – akin to owning a piece of land. Certainty of title is government-backed
- Long-duration real asset characteristics
Water entitlements are perpetual assets that benefit from long-term supply scarcity dynamics – not subject to lease expiry or building decay
- Limited impairment risk
Unlike traditional infrastructure or property assets, water entitlements do not depreciate, nor require ongoing physical maintenance or capital expenditure
- Agriculture exposure without direct farming risks
Gain exposure to Australian agriculture without direct exposure to farming operations, crop yields or agricultural input costs
- Regal’s water strategies¹ have achieved an annualised return of around 12% p.a. since inception



Australian water:
Lowly correlated, real-asset-backed income with a natural hedge against inflation

1. Kilter Water Fund annualised return of 11.5% p.a. since inception in 2014 to 30 April 2026. Argyle Water Fund (Lead Series) annualised return of 12.0% p.a. since inception in 2012 to 30 April 2026. Past performance is not a reliable indicator of future performance. Key risks set out in the Fund’s information memorandum.

Australian and New Zealand private credit: Directly originated, short duration credit backed by hard assets

For personal use only

- Directly originated, senior secured loans backed by hard assets: real estate, agriculture, infrastructure and resources
- Floating interest rate
- Short duration (<3 years)
- Low loan-to-value ratio (<60%)
- In-house loan management and restructuring capabilities
- For example, Regal's agricultural credit strategy¹ has achieved an annualised return of 9.9% p.a. since inception in 2021



Australian & NZ private credit:

Lowly correlated, real asset-backed income with a natural hedge against inflation

1. Merricks Capital Agriculture Credit Fund annualised return since inception to 30 April 2026. Past performance is not a reliable indicator of future performance. Key risks set out in the Fund's information memorandum.

Normalised profit or loss statement

\$m	Year to Dec 2024	Year to Dec 2025	2025 vs 2024
FUM (including non-fee-earning) (\$bn) ¹	18.0	20.9	+16%
Average FUM (including non-fee-earning) (\$bn) ¹	14.4	18.5	+28%
Average management fee (%)	1.13%	1.09%	(4bp)
Management fees (incl. loan management fees & establishment fees)	162.0	203.1	+25%
Fund performance fees (net of rebates)	84.5	175.7	+108%
Other income	34.6	40.3	+16%
Total net income	281.1	419.0	+49%
Employee benefits expense	(88.5)	(105.7)	+19%
Deferred compensation grant amortisation	(10.3)	(18.2)	+77%
Depreciation	(0.3)	(0.3)	+0%
Interest expense ²	(1.6)	(2.3)	+44%
Other expenses	(34.5)	(49.3)	+43%
Total expenses	(135.2)	(175.8)	+30%
Profit before income tax	146.0	243.2	+67%
Income tax expense	(41.1)	(70.3)	+71%
Profit after tax pre non-controlling interests	104.9	173.0	+65%
Non-controlling interests	(7.3)	(12.4)	+70%
Normalised NPAT	97.5	160.5	+65%
Pre-tax profit margin (%)	52%	58%	+6% pts
Basic earnings per share (cents) ³	33.0	45.7	+38%
Fully potentially dilutive earnings per share (cents) ³	26.0	37.5	+44%

Revenue (net income)

\$419.0M
+49% on 2024

Average FUM in 2025

\$18.5B
+28% on 2024

Normalised NPAT

\$160.5M
+65% on 2024

Fully franked dividends in 2025

21cps
~54% payout

Acquisition treatment

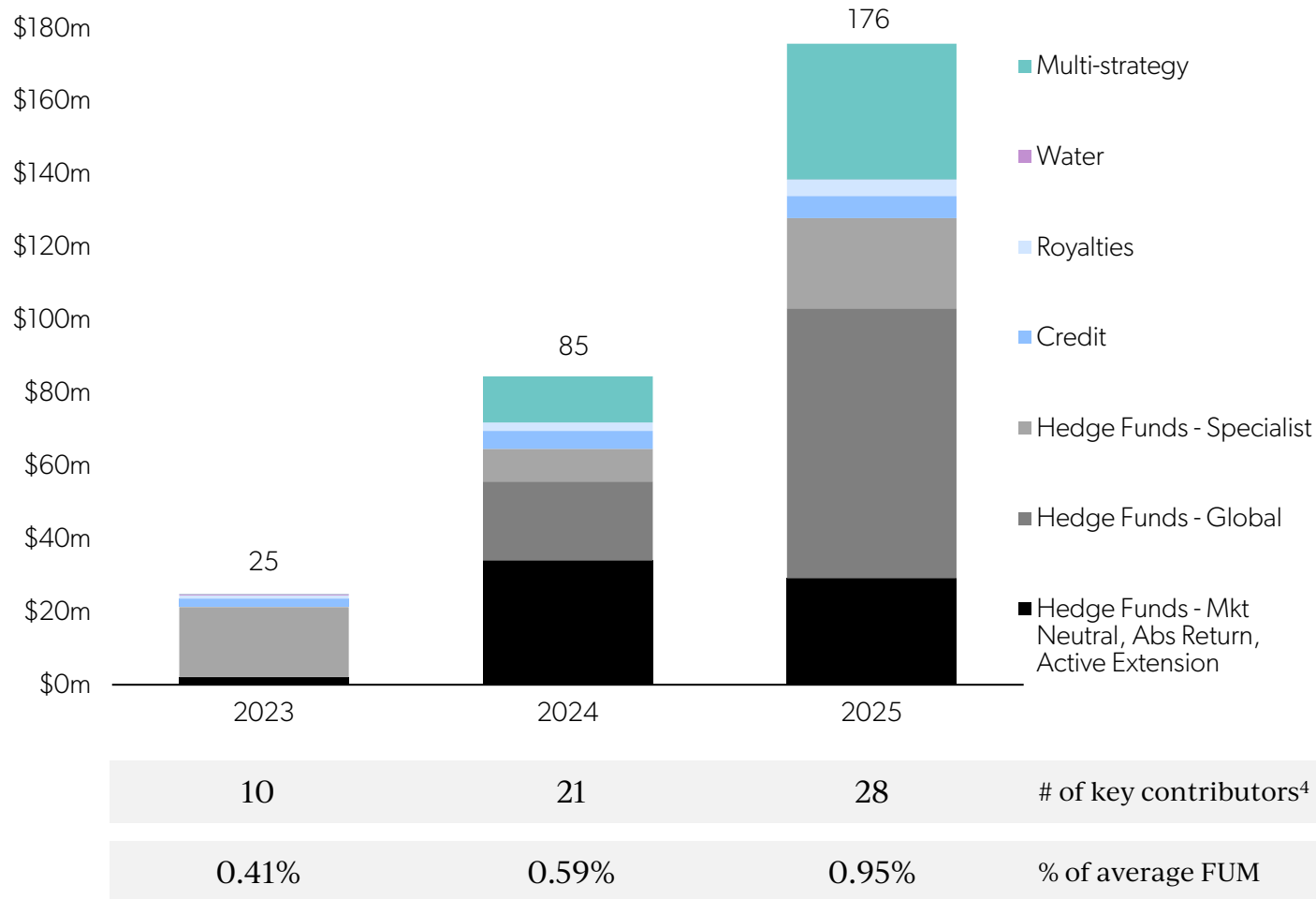
Results include earnings of the following post their respective acquisition dates:

- Merricks Capital on 9 July 2024
- Argyle Group on 26 July 2024
- Ark Capital Partners on 25 June 2025

1. FUM (including 100% of Taurus, Attunga, Kilter, Argyle and Ark) includes non-fee-earning FUM but excludes non-fee-earning commitments. 2. Excludes lease-related finance costs. 3. This is a non-IFRS measure. Earnings per share (EPS) has been calculated using Normalised NPAT and weighted average shares for the period. Normalised diluted EPS above includes the impact of all Performance Share Rights (PSRs), Converting Shares and Regal Options from their respective issue/grant dates. 2025 fully diluted Normalised EPS of 37.5c assumes \$160.5m of NPAT and weighted average shares, converting shares, options and rights. See slide 36 of RPL's 2025 results presentation for more information on these securities. This treatment differs to statutory diluted EPS (which only includes PSRs and unconditional securities in weighted average shares, as described in Note 7 to the Condensed Consolidated Financial Statements of RPL's Annual Report).

Diversification of performance fees drives earnings resilience

For personal use only



~ \$17B

performance fee-eligible FUM^{1,2}

~70%

at or within 5% of HWM^{1,2}

56%

of FUM subject to fixed hurdle or high-water mark only³

28

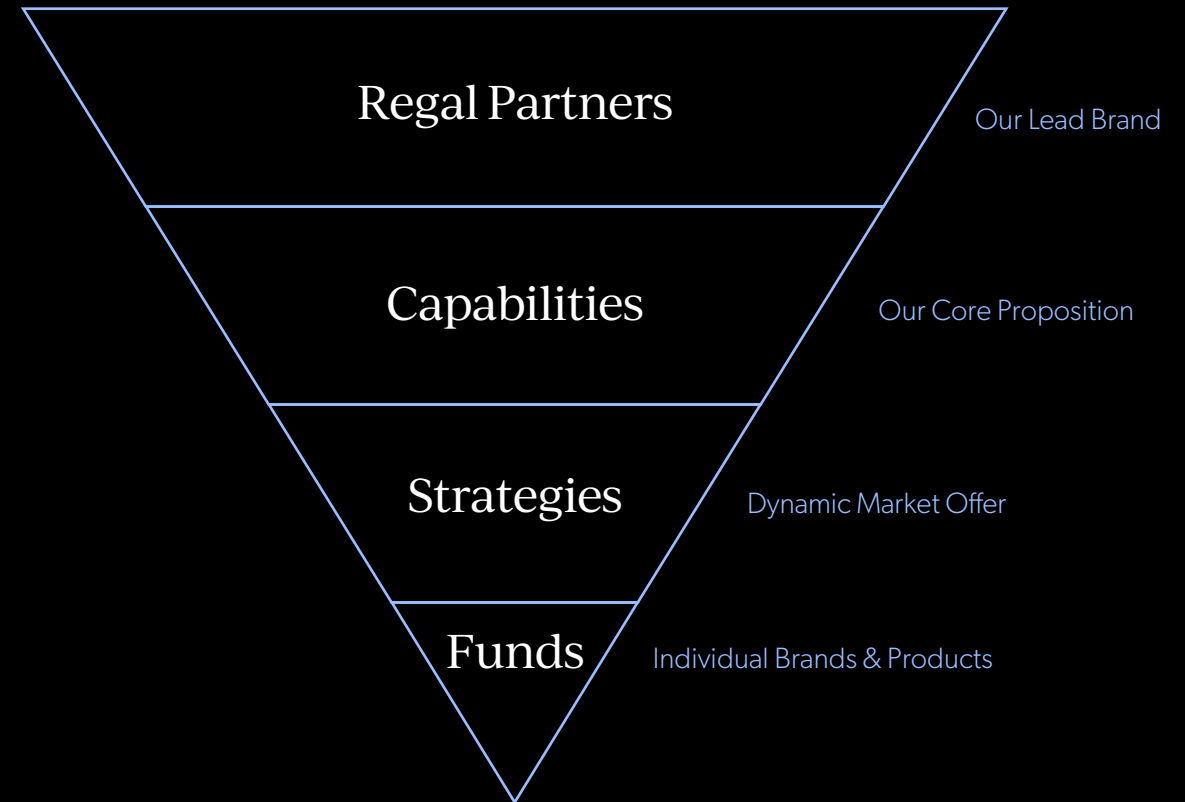
key contributing vehicles in 2025⁴

1. All performance fee-eligible FUM shown on a 100% ownership basis. 2. Data as at 30 April 2026. 3. Performance fee is calculated on investment performance in relation to a fixed hurdle (such as an absolute value or RBA cash rate) or has no hurdle; all subject to high-water marks. 4. Key contributors are those client vehicles that generated >\$0.5m of performance fees individually.

The strategic rebrand creates clarity, positions us for growth, and creates operational efficiencies

Project priorities:

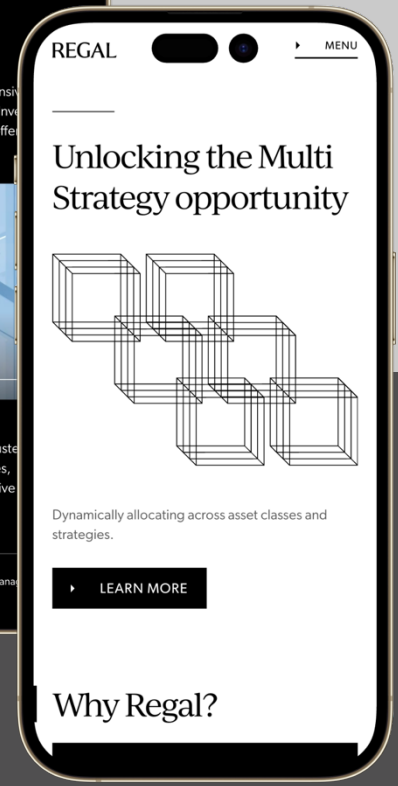
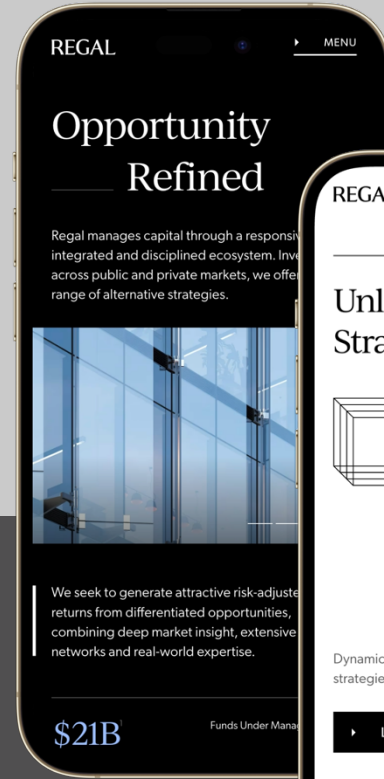
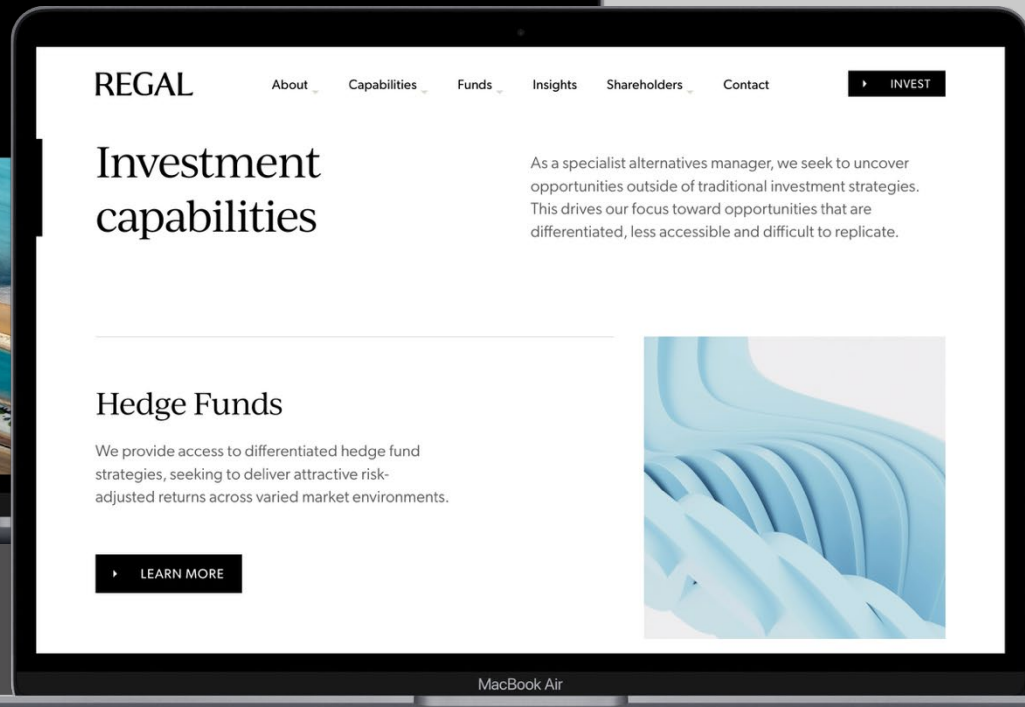
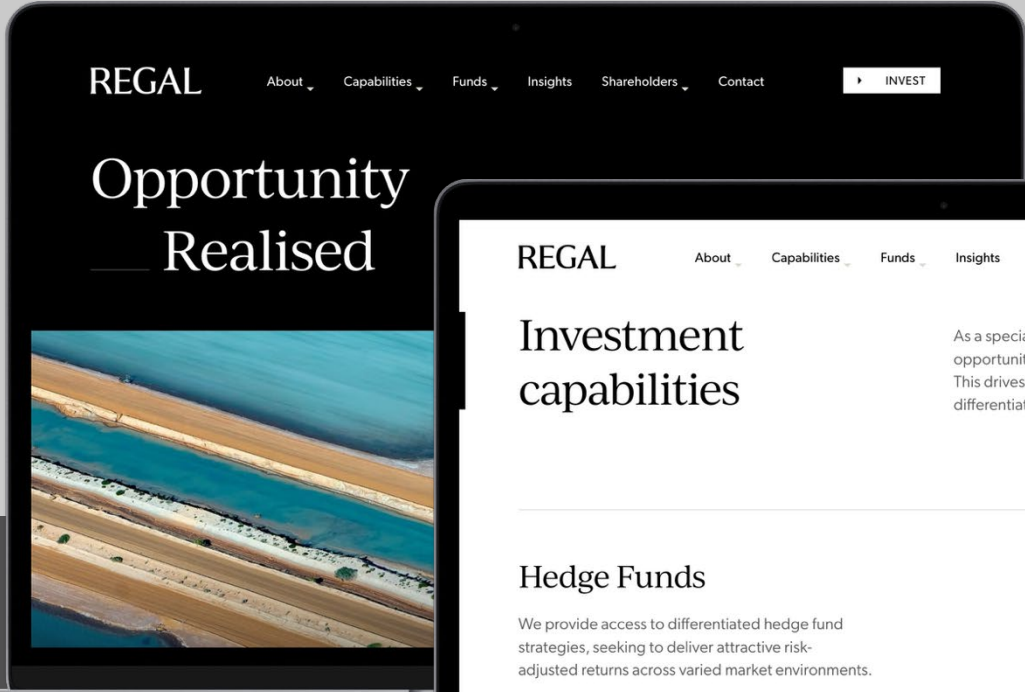
- Ensuring the market understands Regal Partners and the strength of our diversified offer
- Reducing confusion and complexity generated from acquired subsidiary brands
- Creating greater overall efficiency within our marketing and distribution function
- Consolidating our digital footprint to save time and costs on managing multiple sites and accounts
- Centralising the investor experience to better cross-sell our capabilities and portfolio funds



A new era of opportunity, a new brand identity

REGAL
PARTNERS

For personal use only




Refreshed website with streamlined investor experience

For personal use only

REGAL About Capabilities Funds Insights Shareholders Contact **INVEST**

Opportunity Reimagined

Regal manages capital through a responsive, integrated and disciplined ecosystem. Investing across public and private markets, we offer a broad range of alternative strategies.



We seek to generate attractive risk-adjusted returns from differentiated opportunities, combining deep market insight, extensive networks and real-world expertise.

\$21B

Funds Under Management

4

Alternative Asset Classes

~95

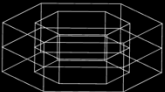
Investment Professionals

*Investment professionals are defined in accordance with the Corporations Act 2001 (Cth) and include a person who has a current certificate from a qualified accountant (obtained within the previous two years), investors in jurisdictions outside Australia should consider the equivalent rules in laws of the country in which they reside. This website is not an offer or a solicitation of an offer to subscribe for securities in any fund.

Why Regal?

End to end capital backed by real-world expertise

We deliver end-to-end solutions by combining financial expertise with on-the-ground insight, underpinned by deep domain understanding and operational agility.



REGAL About Capabilities Funds Insights Shareholders Contact **INVEST**

Our funds / Wholesale

Show All Multi-Strategy Hedge Funds Credit & Royalties Growth Equity Real & Natural Assets

Showing results for Wholesale and Sophisticated Investors. Reset

Showing 25 of 25 FILTERS

Regal Partners Private Fund

Capability
Multi-Strategy

Inception Date
December 2023

Annualised Return Since Inception
17%⁽¹⁾

The Regal Partners Private Fund aims to generate attractive risk-adjusted absolute returns by investing in a range of Regal's high performing alternative investment strategies. It is intended that the investment strategies will be highly diversified, with capital allocated across long / short equities, private credit, resource royalties, unlisted and pre-IPO investments, and other uncorrelated asset classes.

The Fund is grounded in the belief that a diversified portfolio, investing across a range of alternative asset classes and investment strategies, is key to achieving superior risk-adjusted returns over the long term. Accessing a diversified range of alternative strategies via one investment vehicle is difficult, requiring scale, access, investment expertise and an institutional grade platform.

The Fund is open to applications and redemptions monthly and is suitable for wholesale and sophisticated investors who have a longer-term investment horizon. The strategy can be accessed via an Australian unit trust or a USD Cayman vehicle.

Managed Fund Offshore Vehicle

MORE INFORMATION

Investors must read the Information Memorandum (including the key risks) or other relevant offer document applicable for the relevant Fund in order to determine if the Fund is right for them. In Australia, wholesale clients and sophisticated investors are defined in the Corporations Act 2001 (Cth) and include a person who has a current certificate from a qualified accountant (obtained within the previous two years). Investors in jurisdictions outside Australia should consider the equivalent rules in laws of the country in which they reside. This website is not an offer or a solicitation of an offer to subscribe for securities in any fund.

Regal Partners Holdings Pty Limited (ACN 107 576 823) is the trustee. Regal Partners Funds Management Pty Limited (ACN 650 797 138) is the manager.

- Regal Investment Fund (ASX:RF1) ▾
- Regal Asian Investments Limited (ASX:RG8) ▾
- Regal Partners Global Investments Limited (ASX:RG1) ▾
- Regal Atlantic Absolute Return Fund ▾
- Regal Tasman Market Neutral Fund ▾
- Regal Australian Long Short Equity Fund ▾
- Regal Australian Small Companies Fund ▾
- Regal Tactical Opportunities Fund ▾
- Regal Resources Long Short Fund ▾
- Regal Resources High Conviction Fund ▾
- Regal Global Small Companies Fund (General Class) ▾
- PM Capital Global Opportunities Fund Limited (ASX:PGF) ▾
- PM Capital Global Companies Fund ▾
- PM Capital Australian Companies Fund ▾
- Attunga Power & Enviro Fund ▾

REGAL About Capabilities Funds Insights Shareholders Contact **INVEST**

Our funds / Retail

Showing results for Retail Investors. Reset

Showing 7 of 7 FILTERS

Regal Investment Fund (ASX:RF1)

Capability
Multi-Strategy

Inception Date
June 2019

Annualised Return Since Inception
17.2%⁽¹⁾

ASX listed Regal Investment Fund provides investors with an exposure to a selection of alternative investment strategies managed across Regal, with an objective to produce attractive risk-adjusted absolute returns over a period of more than five years with limited correlation to equity markets.

RF1 is invested across nine alternative investment strategies, covering long/short equities, private markets, water, resources royalties and private credit.

Used Vehicle

MORE INFORMATION

Equity Trustees Limited (ACN 054 031 258, AFSL 240975) is the responsible entity and Regal Partners Funds Management Pty Limited (ACN 650 797 138) is the investment manager of the Fund.

Performance as at 30 April 2026, net of fees. Past performance is not indicative of future performance. All investments carry risk. Please refer to the relevant offering documents for more information.

- Regal Asian Investments Limited (ASX:RG8) ▾
- Regal Partners Global Investments Limited (ASX:RG1) ▾
- PM Capital Global Opportunities Fund Limited (ASX:PGF) ▾
- PM Capital Global Companies Fund ▾
- PM Capital Australian Companies Fund ▾
- PM Capital Enhanced Yield Fund ▾

Performance as at 30 April 2026, net of fees. Past performance is not indicative of future performance. All investments carry risk. Please refer to the relevant offering documents for more information.

Investors must read the Information Memorandum (including the key risks) or other relevant offer document applicable for the relevant Fund in order to determine if the Fund is right for them. In Australia, wholesale clients and sophisticated investors are defined in the Corporations Act 2001 (Cth) and include a person who has a current certificate from a qualified accountant (obtained within the previous two years). Investors in jurisdictions outside Australia should consider the equivalent rules in laws of the country in which they reside. This website is not an offer or a solicitation of an offer to subscribe for securities in any fund.

*All returns are net of fees and gross of tax prior to the provision. Performance since inception is calculated on all distributions being reinvested. E Class represents ASX's investment in the Master Trust (ASX).

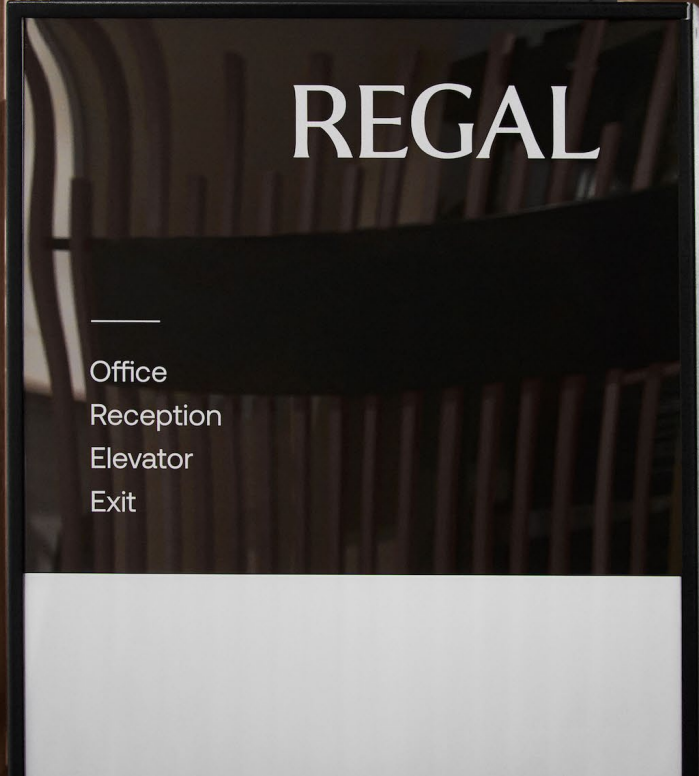
Regal Partners Holdings Pty Limited (ACN 107 576 823) is the trustee. Regal Partners Funds Management Pty Limited (ACN 650 797 138) is the manager.

[Click here for access to Regal Funds Management investor login](#) **INVESTOR LOGIN**

A clean and confident brand identity


REGAL
PARTNERS

For personal use only



Positive outlook with growth momentum continuing

- ✓ Strong momentum domestically, with \$449m in net inflows in 1Q26
- ✓ Strong pipeline of offshore clients
- ✓ Product innovation continues – Regal Partners Multi-strategy Income now seeded – target launch in 2H26
- ✓ One RPL approach – further integration of platforms and processes to deliver operational efficiency and resilience
- ✓ Disciplined approach to capital management – growing fully franked dividends as earnings grow. We also continue to seed organic opportunities and remain active but disciplined in pursuing accretive M&A



For personal use only

REGAL

PARTNERS