

# FOURTH QUARTER AND 2026 FINANCIAL YEAR RESULTS

WEBCAST PRESENTATION – MAY 28, 2026 (MONTRÉAL)

For personal use only



A SOLUTION TO DECARBONIZE STEELMAKING

**CHAMPION IRON** 

# DISCLAIMER

This presentation (the "Presentation") contains information about Champion Iron Limited ("Champion" or the "Company"), current as at the date hereof or as at such earlier date as may be specified herein. This Presentation does not constitute or form part of, and should not be construed as, an offer to sell or issue or the solicitation of an offer to buy or acquire securities of Champion or any of its subsidiaries or any other person in any jurisdiction or an inducement to enter into investment activity and does not constitute marketing material in connection with any such securities, and there is no current offering or soliciting for the sale of Champion's securities in any jurisdiction.

This Presentation and the information contained herein is for information purposes only, may not be reproduced or distributed to others, at any time, in whole or in part, for any purpose, and may not be used for any other purpose, without the prior written consent of Champion, and all recipients agree that they will use this Presentation solely for information purposes. Receipt of this Presentation by any person constitutes an agreement to be bound by the terms of this disclaimer.

## NO ADVICE

Nothing is a future investment decision, you must rely on your own examination of Champion, including the merits and risks involved. This Presentation should not be construed as financial, legal, tax, accounting, investment or other advice or a recommendation with respect to any potential future investment. You should consult your own advisors as needed to make a future investment decision and determine whether you are legally permitted to make an investment under applicable legal requirements, including securities or similar laws or regulations.

## FORWARD-LOOKING STATEMENTS

This Presentation and other information published by Champion, contain certain information and statements that may constitute "forward-looking information" or "forward-looking statements" under applicable securities legislation ("forward-looking statements"). Forward-looking statements are statements that are not historical facts and are generally, but not always, identified by the use of words such as "will", "plans", "expects", "is expected", "budget", "scheduled", "estimates", "continues", "forecasts", "projects", "predicts", "intends", "anticipates", "aims", "targets" or "believes", or variations of, or the negatives of, such words and phrases or state that certain actions, events or results "may", "could", "would", "should", "might" or "will" be taken, occur or be achieved. Inherent in forward-looking statements are risks, uncertainties and other factors beyond the Company's ability to predict or control.

## SPECIFIC FORWARD-LOOKING STATEMENTS

All statements, other than statements of historical facts, included in this Presentation that address future events, developments or performance are forward-looking statements. Forward-looking statements include, among other things, statements regarding the Rana Gruber acquisition; the expected effects of the Rana Gruber acquisition on, and benefits for, the Company; Rana Gruber's life of mine, production capabilities, technical expertise and related benefits and opportunities; Champion's expectations regarding opportunities relating to high-purity iron ore that may be available in connection with the Rana Gruber Transaction; maintaining stripping activities cadence; production and recovery rates and levels; pricing of the Company's products (including provisional pricing); the expectation that Champion's liquidity position will gradually benefit from the sales of the iron ore concentrate stockpiled at Bloom Lake and the port; ore inventory management strategies; the project to upgrade the Bloom Lake iron ore concentrate to a higher grade and to convert approximately half of Bloom Lake's increased mine capacity to a DR quality pellet feed iron ore (the DRPF project), expected DRPF project timeline, including the anticipated timeline for initial sellable production and the gradual production increase thereafter; expected capital expenditures, total project expected investments, pricing premiums, efficiencies, economic and other benefits, engagement with, and expectations with respect to, prospective customers; the shift in steel industry production methods, expected rising demand for higher-grade iron ore products and direct reduced iron globally and related market deficit and higher premiums, and the Company's participation therein, contribution thereto and positioning in connection therewith, including the transition of the Company's product offering (including production high-quality DRPF products) and the expansion of its geography and customer base, related investments and expected benefits thereof, the Dividend Policy (as defined below) and the Company's capital return strategy generally and related policies, expected results and alternative strategies; future free cash flow; the Company's capacity to protect financial liquidity; the relationship between iron ore prices, energy and freight prices (including the C3 and P61 index outlook); the Company's objectives, growth and opportunities generally, and other statements other than historical facts. Such forward-looking statements are prospective in nature and are not based on historical facts, but rather on current expectations and on numerous assumptions regarding the business strategies and the environment in which Champion may operate in the future.

## RISKS

Although the Company believes the expectations expressed in such forward-looking statements are based on reasonable assumptions, such forward-looking statements involve known and unknown risks, uncertainties and other factors, most of which are beyond the control of the Company, which may cause actual results, performance or achievements to differ materially from those expressed or implied by such forward-looking statements. Factors that could cause actual results to differ materially from those expressed or implied by forward-looking statements include, without limitation: the ability of Champion to successfully integrate Rana Gruber's businesses, processes, systems and operations; risks, uncertainties and assumptions relating to the potential failure to realise anticipated benefits of the Rana Gruber acquisition; future prices of iron ore; future transportation costs; general economic, competitive, political and social uncertainties; continued availability of capital and financing and general economic, market or business conditions; timing and uncertainty of industry shift to electric arc furnaces, impacting demand for high-grade feed; failure of plant, equipment or processes to operate as anticipated; delays in obtaining governmental approvals, necessary permitting or in the completion of development or construction activities; the results of feasibility and other studies; changes in the assumptions used to prepare feasibility and other studies; project delays; geopolitical events; and the effects of catastrophes and public health crises on the global economy, the iron ore market and Champion's operations, as well as those factors discussed in the section entitled "Risk Factors" of Champion's Management's Discussion and Analysis for the financial year ended March 31, 2026, available under the Champion's profile on SEDAR+ at [www.sedarplus.ca](http://www.sedarplus.ca), the ASX at [www.asx.com.au](http://www.asx.com.au), and Champion's website at [www.championiron.com](http://www.championiron.com). If any one or more of these risks or uncertainties materialises or if any one or more of the assumptions prove incorrect, actual results may differ materially from those expected, estimated or projected. Such forward-looking statements should therefore be construed in the light of such factors. Neither Champion nor any member of its group, nor any of its members, associates or directors, officers or advisers, provides any representation, assurance or guarantee that the occurrence of the events expressed or implied in any forward-looking statements in this Presentation will actually occur. Accordingly, readers should not place any reliance on forward-looking statements.

The information on page 18 integrates internal data (including proprietary methodologies) with data from external sources, including MineSpans (+ other sources). MineSpans is a subscription-based solution that provides asset-level cost, supply and demand data for metals and mining, derived from publicly available information and its own assumptions.

## ADDITIONAL UPDATES

All of the forward-looking statements contained in this Presentation are given as of the date hereof and are based upon the opinions, estimates and information available as at the date hereof. Champion disclaims any intention or obligation to update or revise any of the forward-looking statements, whether as a result of new information, future events or otherwise, except as required by law. If one or more forward-looking statements is updated, no inference should be drawn that additional updates with respect to those or other forward-looking statements will be made. The foregoing list of risks and uncertainties is not exhaustive. Readers should carefully consider the above factors as well as the uncertainties they represent and the risks they entail.

## NON-IFRS FINANCIAL MEASURES

This Presentation includes references to certain non-IFRS financial measures, ratios and supplementary financial measures. Non-IFRS financial measures are not standardized and may not be comparable to similar measures used by other issuers. Management believes that these measures, in addition to conventional measures prepared in accordance with IFRS, provide investors with an improved ability to understand the results of Champion's operations. Non-IFRS and other financial measures should not be considered in isolation or as substitutes for measures of performance prepared in accordance with IFRS. The exclusion of certain items from non-IFRS financial measures does not imply that these items are necessarily non-recurring. We refer you to section 21 - Non-IFRS and Other Financial Measures of the Company's Management's Discussion and Analysis for the financial year ended March 31, 2026 available on SEDAR+ at [www.sedarplus.ca](http://www.sedarplus.ca), the ASX at [www.asx.com.au](http://www.asx.com.au) and the Company's website at [www.championiron.com](http://www.championiron.com) for additional information on non-IFRS financial measures ratios and supplementary financial measures used by Champion.

## QUALIFIED PERSON AND TECHNICAL REPORT

Mr. Vincent Blanchet, P. Eng., Engineer at Quebec Iron Ore Inc., the Company's subsidiary and operator of Bloom Lake, is a "qualified person" as defined by National Instrument 43-101 - Standards of Disclosure for Mineral Projects ("NI 43-101") and has reviewed and approved, or has prepared, as applicable, the disclosure of the scientific and technical information contained in this Presentation and has confirmed that the relevant information is an accurate representation of the available data and studies for the relevant projects. Mr. Blanchet is a member of the Ordre des ingénieurs du Québec.

## LIABILITY

Certain information contained in this Presentation has been obtained from published sources prepared by third parties and has not been independently verified, and no representation or warranty, express or implied, is made with respect to, and no undue reliance shall be placed on, the information or opinions contained herein or in any verbal or written communication made in connection with this Presentation.

## ADDITIONAL INFORMATION

Green steel refers to steel that is produced using processes that significantly reduce or eliminate Green House Gases ("GHG") compared to traditional steelmaking, which typically relies on blast furnaces that use coal as both a fuel and a reductant. Accordingly, the steel industry typically classifies green steel as either optimizing traditional steelmaking, including improved supply chains using quality materials such as Direct Reduced Iron ("DRI") and Hot Briquetted Iron ("HBI"). Additionally, green steel refers to using alternative methods of steelmaking, including electric arc furnaces ("EAF"), which utilizes recycled scrap metal or DRI to minimize GHG emissions, and could potentially be adapted to use hydrogen as a main source of energy.

This Presentation has been authorized for release to the market by the CEO of Champion, David Catford.

All amounts are in Canadian dollars unless otherwise stated.

Specific forward-looking statements are included in slides 1, 4, 6, 8, 9, 11, 12, 16, 17, 18, 19, 21, and 22.

# CONFERENCE CALL PARTICIPANTS

For personal use only



**DAVID CATAFORD**  
*Chief Executive Officer*



**MICHAEL O'KEEFE**  
*Executive Chairman*



**ALEXANDRE BELLEAU**  
*Chief Operating Officer*



**MICHAEL MARCOTTE**  
*Senior Vice-President  
Corporate Development  
and Capital Markets*

# 2026 FOURTH QUARTER HIGHLIGHTS

For personal use only



**3,435,100 WMT**  
CONCENTRATE PRODUCED

**3,455,400 DMT**  
CONCENTRATE SOLD

**80.6%**  
ORE RECOVERY



**\$82.7/DMT SOLD**  
TOTAL CASH COST<sup>1</sup>

**\$96.9/DMT SOLD**  
ALL-IN SUSTAINING COST<sup>1</sup>



**\$414.5M**  
REVENUES

**\$114.3M**  
EBITDA<sup>1</sup>

**\$23.2M**  
NET INCOME

**\$0.04**  
EPS



**\$352.9M**  
CASH<sup>2</sup>

**\$252.7M**  
WORKING CAPITAL<sup>3</sup>

**\$971.1M**  
SHORT-TERM AND  
LONG-TERM DEBT

**\$515.6M**  
AVAILABLE LOANS<sup>4</sup>



Announced the framework for future shareholder returns

→ No major environmental issues reported since the recommissioning of Bloom Lake in 2018

Notes: <sup>1</sup> Non-IFRS financial measure, ratio or other financial measure. Refer to the disclaimer at the page 2 of this presentation | <sup>2</sup> Includes cash of \$296.8M and restricted cash held in Kami Iron Mine Partnership of \$56.1M | <sup>3</sup> Receivables: \$179.7M; Prepaid expenses and advances: \$47.9; Inventories: \$289.3M; Net income and mining tax receivable: \$9.6M; Accounts payable and other: (\$267.7M), Current portion of provisions (\$6.1M) | <sup>4</sup> Available loans include US\$400M revolving facility, net of US\$30.6M in letters of credit

# COMMUNITY, GOVERNANCE AND SUSTAINABILITY

For personal use only

Recipient of the 2026 Healthiest Workplace Award, presented by Dialogue Health Technologies Inc., recognizing our commitment to the health and well-being of our people

Celebrated a major milestone with our partners to recognize the accomplishment of 100 million tonnes of iron ore handled at SFP Pointe-Noire

Welcomed Québec's Minister of Natural Resources and Forests and members of the Réseau QG100, a group representing the largest exporting companies in Québec, for immersive site visits at Bloom Lake

Participated in multiple industry events to promote the importance of investing in infrastructure across the Labrador Trough and support future development in the region

Supported key community initiatives in Fermont, including local festivals and sporting events



# ESG DISCLOSURE AND PERFORMANCES

For personal use only

Published the FY26 Sustainability Report in accordance with AASB S2, including additional disclosures referencing GRI and SASB, and the Modern Slavery Statement, which underscores our commitment to supply chain due diligence<sup>1</sup>

FY26 results: Successfully met or exceeded all 14 sustainability targets set in the previous year

FY27 objectives: Updated objectives and optimized certain targets in relation to water management, climate, local stakeholder relations and governance, while also integrating Rana Gruber's activities into certain targets



## FY2026 SUSTAINABILITY REPORT HIGHLIGHTS<sup>2</sup>



No occurrence of any major environmental issues

Maintained an industry leading position in recycled water usage with 99.1% water reusage rate at Bloom Lake mine site  
GHG emissions per tonne of material mined and hauled declined by 2.6% year-over-year



Maintained our position as one of leading First Nations employer in the Côte-Nord region



Canadian procurement increased by 2.3% year-over-year as a share of total procurement



100% compliance with tailings structure monitoring program



Produced and disclosed our first Social Monitoring Report



Improved year-over-year combined health and safety performances across Champion's and contractors' workers, including optimized results in key injury frequency and severity indicators



Notes: <sup>1</sup> Australian Accountability Standard Board, Global Reporting Initiative, Sustainability Accounting Standards Board / <sup>2</sup> All data are based on a financial period, except water stewardship data from October 1, 2024, to September 30, 2025. See Champion's website at [www.championiron.com](http://www.championiron.com) to access the FY26 sustainability performances data

For personal use only

# OPERATIONAL & FINANCIAL RESULTS

CHAMPION IRON 

TSX: CIA | ASX: CIA | OTCQX: CIAFF



# OPERATIONAL AND SALES HIGHLIGHTS


For personal use only

Quarterly production of 3.4M wmt (3.3M dmt), an 8% increase year-over-year, but impacted quarter-over-quarter by the scheduled semi-annual maintenance at both concentration plants

Quarterly sales of 3.5M dmt, comparable year-over-year, despite a third-party train derailment which impacted operations until January 12, 2026, with continued rail service disruptions thereafter, as well as particularly challenging winter conditions

Strong mining performance at Bloom Lake, with 20.9M wmt of material mined and hauled during the period, up 3% year-over-year, driven by additional and improved utilization of loading and drilling equipment and haul trucks availability

Iron ore concentrate stockpiled at Bloom Lake and at the Port of Sept-Îles decreased by 0.2M wmt quarter-over-quarter to 1.3M wmt. In tandem with the Direct Reduction Pellet Feed project (DRPF) commissioning phase, the Company is evaluating iron ore inventory stockpile management strategies



# OPERATIONS OVERVIEW

For personal use only

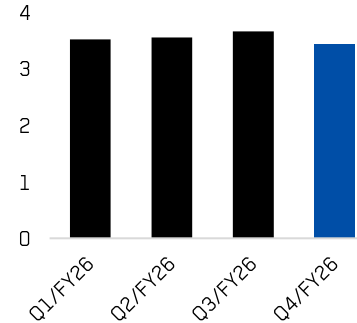
Robust operational performances led by elevated volumes of ore and waste mined, and improved ore recovery rates

Fe recovery of 80.6%, compared to 78.3% year-over-year, benefiting from improved performance of the gravimetric systems, following work programs and operational optimizations. Focused on stabilizing and improving Fe recovery, which are expected to vary with the mine plan

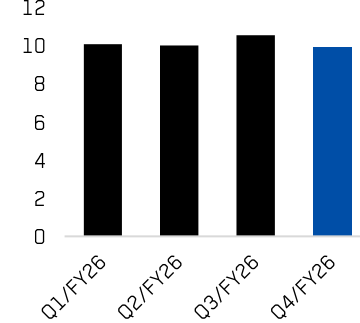
Stripping activities in accordance with the mine plan and expected to be maintained at the current cadence in the upcoming periods

FINANCIAL PERIODS	Q1/26	Q2/26	Q3/26	Q4/26	LTM
Iron ore concentrate produced (M wmt)	3.52	3.55	3.66	3.44	14.17
Iron ore concentrate sold (M dmt)	3.83	3.85	3.90	3.46	15.03
Waste mined and hauled (M wmt)	10.96	12.89	12.09	10.98	46.92
Ore mined and hauled (M wmt)	10.07	10.02	10.55	9.92	40.55
Strip ratio	1.09	1.29	1.15	1.11	1.16
Head grade Fe (%)	28.2	29.6	29.1	28.8	28.9
Fe recovery (%)	78.2	79.6	79.7	80.6	79.5
Product Fe (%)	66.3	66.5	66.5	66.2	66.4

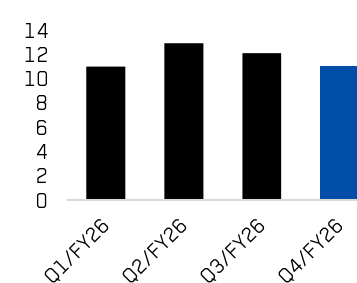
**IRON ORE CONCENTRATE PRODUCED (M WMT)**



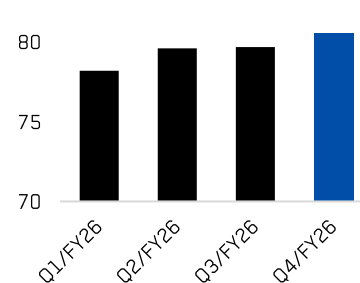
**ORE MINED AND HAULED (M WMT)**



**WASTE MINED AND HAULED (M WMT)**



**FE RECOVERY (%)**

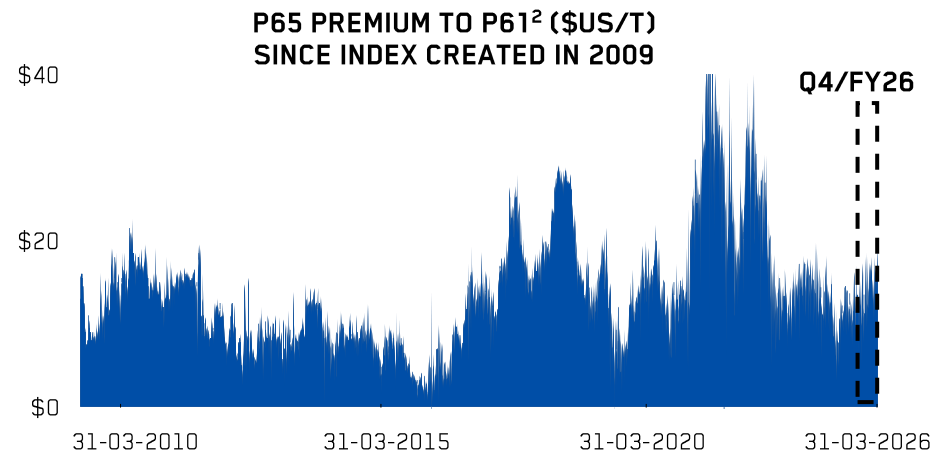
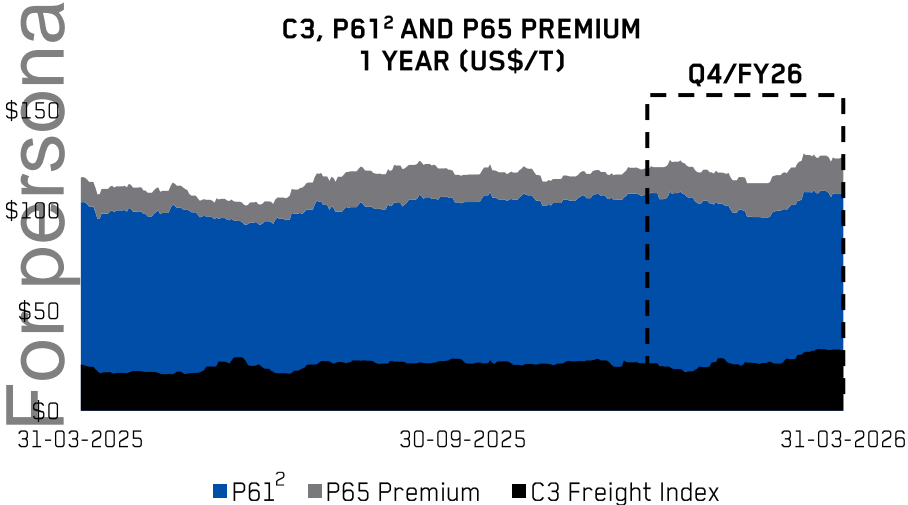


Note: All information presented in reference to financial periods

# INDUSTRY OVERVIEW

For personal use only

- The P65 iron ore index averaged US\$120.8/t during the period, an increase of 1.7% quarter-over-quarter supported by a seasonal price recovery, economic policy support in China and rising cost pressures across the industry
- The P65 premium over P61 index increased quarter-over-quarter from an average of US\$12.8/t<sup>1</sup> in Q3/FY26 to an average of US\$16.9/t in Q4/FY26
- The C3 freight index increased by 4.0% quarter-over-quarter to US\$24.8/t, primarily attributable to added volatility and upward pressure across the dry bulk markets following the conflict in the Middle East



Sources: Bloomberg data, Platts data

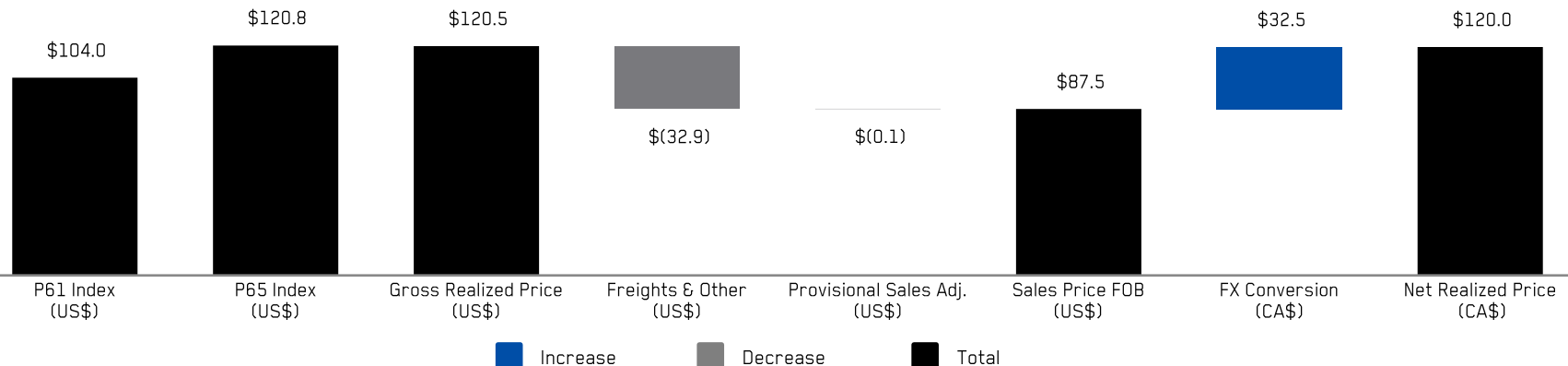
Notes: <sup>1</sup>Platts transitioned from P62 to P61 effective January 1, 2026. Q3/FY26 P61 is calculated by using the P62 index and adjusting for the iron content <sup>1</sup>Index values prior to January 1, 2026, reflect P62, and values thereafter reflect P61



# AVERAGE REALIZED SELLING PRICE

For personal use only

- Q4/FY26 gross average realized selling price<sup>1</sup> of US\$120.5/t, slightly lower than the P65 index average of US\$120.8/t during the period
- The 2.3M dmt iron ore subject to pricing adjustments as at March 31, 2026, were evaluated using an average forward selling price comparable to the P65 index average price for the period. In addition, index prices on sales contracts using backward-looking iron ore index pricing were also comparable to the P65 index average price during the period
- Average realized selling price was negatively impacted by price discounts as the Company elected not to re-enter into certain long-term sales contracts for its existing iron ore concentrate in anticipation of the completion of DRPF project
- Freight<sup>2</sup> costs increased quarter-over-quarter to US\$32.9/t along with an increase of the C3 index price in the period attributable to the conflict in the Middle East

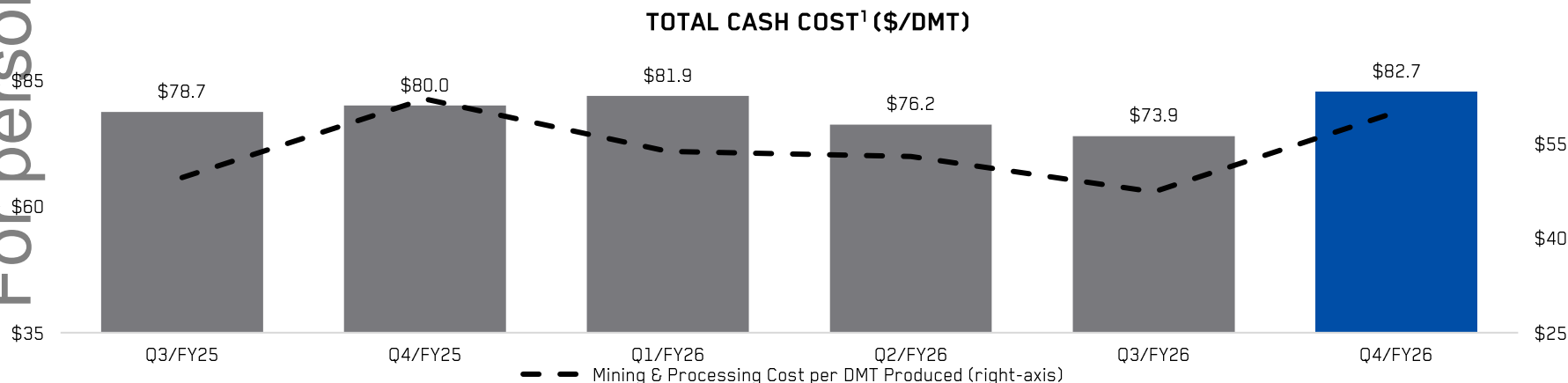


Notes: <sup>1</sup> Non-IFRS financial measure, ratio or other financial measure. Refer to the disclaimer at the page 2 of this presentation <sup>2</sup> Freight including other costs

# OPERATING COST METRICS

For personal use only

- Mining and processing costs<sup>1</sup> totalled \$60.0/dmt produced, a decrease of 3.3% year-over-year, mainly driven by an increase in production volumes, but negatively impacted by rising fuel prices at the end of the period
- ↘ Land transportation and port handling costs<sup>1</sup> totalled \$23.8/dmt sold, comparable year-over-year
- Total cash cost<sup>1</sup> of \$82.7/dmt sold increased quarter-over-quarter and year-over-year. Considering lower shipment volumes during the period, including the impact of the train derailment and severe winter conditions, cash cost per tonne sold was impacted by reduced absorption of fixed transportation and port handling cost. Additionally, cash cost per tonne sold was impacted by the destocking of iron ore inventories, as the tonnes destocked carried a higher cost than the cost of those produced in the period



Notes: <sup>1</sup> Non-IFRS financial measure, ratio or other financial measure. Refer to the disclaimer at the page 2 of this presentation | Numbers may not add up due to rounding | All information presented in reference to financial periods

# FINANCIAL HIGHLIGHTS

Quarterly revenues of \$414.5M, EBITDA<sup>1</sup> of \$114.3M, net income of \$23.2M and EPS of \$0.04

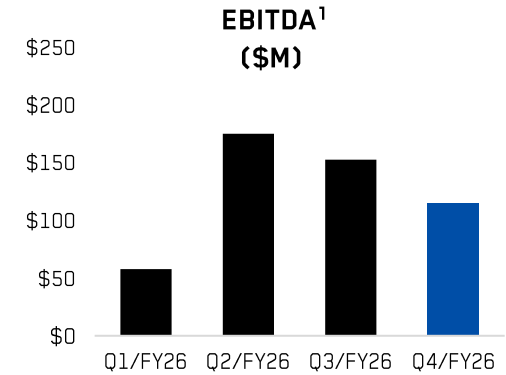
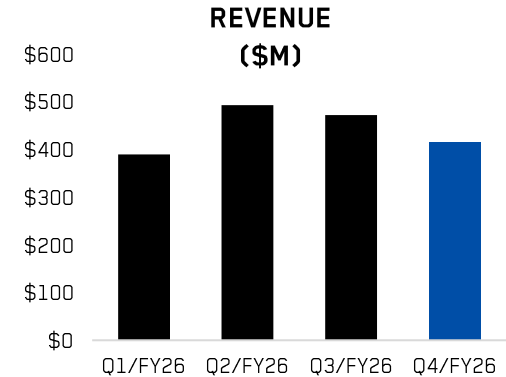
Revenues were positively impacted year-over-year by an 11% increase in iron ore concentrate sales volumes

Sustaining capital expenditures were lower quarter-over-quarter, but increased year-over-year, primarily due to the timing of work programs. Sustaining cost per unit sold benefited from higher iron ore concentrate sales volume

OPERATING COST METRICS	Q1/26	Q2/26	Q3/26	Q4/26	LTM
Mining and processing costs (\$/dmt produced) <sup>1</sup>	53.7	52.9	47.3	60.0	53.4
Land transportation and port handling costs (\$/dmt sold) <sup>1</sup>	24.3	24.4	26.5	23.8	24.8
Total cash cost (\$/dmt sold) <sup>1</sup>	81.9	76.2	73.9	82.7	78.5
All-in sustaining cost (\$/dmt sold) <sup>1</sup>	96.2	96.9	89.7	96.9	94.9
Cash operating margin (\$/dmt sold) <sup>1</sup>	5.6	31.1	31.6	23.1	22.9
Cash operating margin (%) <sup>1</sup>	5.5%	24.3%	26.1%	19.3%	19.4%

FINANCIAL RESULTS (\$ MILLION)	Q1/26	Q2/26	Q3/26	Q4/26	LTM
Revenues	390.0	492.9	472.3	414.5	1769.7
EBITDA <sup>1</sup>	57.8	174.8	152.4	114.3	499.3
Net cash flow from operations	81.1	121.0	81.7	152.1	435.9
Net income	23.8	56.8	65.0	23.2	168.7
Earnings per share (EPS) - basic	0.05	0.11	0.12	0.04	0.32



Notes: <sup>1</sup> Non-IFRS financial measure, ratio or other financial measure. Refer to the disclaimer at the page 2 of this presentation | All information presented in reference to financial periods

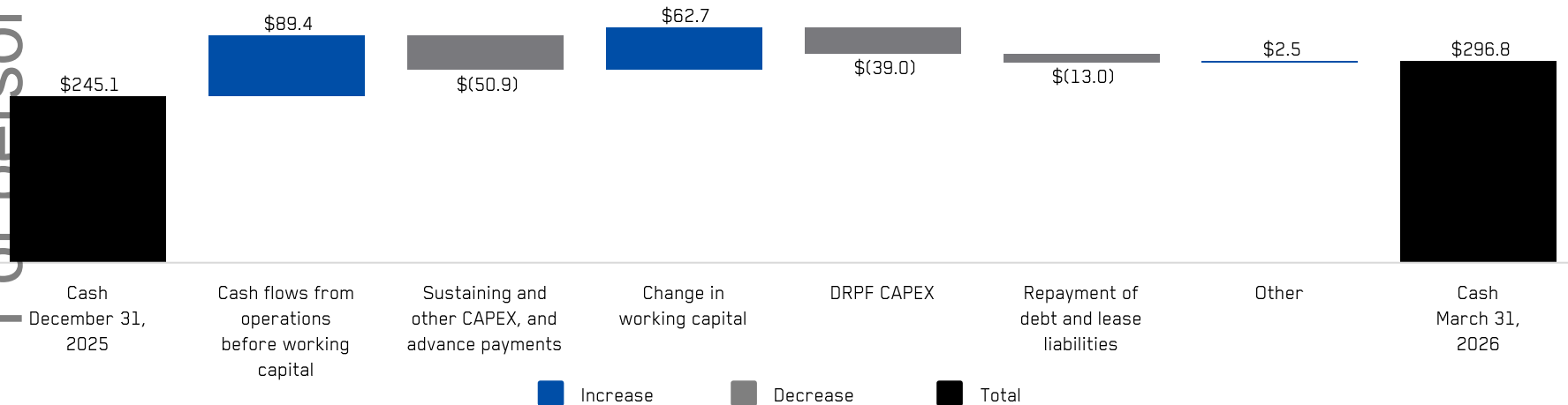
# CASH CHANGE DETAILS

→ Cash of \$296.8M, excluding restricted cash of \$56.1M<sup>1</sup>

→ Cash increased by \$51.7M quarter-over-quarter, benefiting from robust net cash flows from operating activities, while the Company continued to advance the DRPF project and invest in sustaining capital expenditures

→ Sustaining and other capital expenditures were lower quarter-over-quarter, primarily due to the timing of work programs

**CASH CHANGE FROM DECEMBER 31, 2025 TO MARCH 31, 2026 (\$M)**



Note: <sup>1</sup> Restricted cash held in Kami Iron Mine Partnership

# BALANCE SHEET AND LIQUIDITY POSITION

## BALANCE SHEET



\$296.8M Cash



\$56.1M Cash in Kami Iron Mine Partnership<sup>1</sup>

\$252.7M Working capital<sup>2</sup>

\$971.1M Short-term & Long-term debt

## LIQUIDITY POSITION



Debt net of cash \$365.4M

(including working capital and restricted cash<sup>1</sup>)



\$515.6M Available loans<sup>3</sup>

→ Total cash, working capital and available credit facilities exceeding \$1.1B

→ The Company expects its liquidity position to continue benefitting from the gradual sales of iron ore concentrate stockpiled at Bloom Lake and at the port, which amounted to 1.3M wmt as at March 31, 2026

## DEBT FINANCING

Financing effective April 1, 2026, to support the acquisition of Rana Gruber and secure financial flexibility

→ New US\$150M Term Loan

→ Refinanced and extended the maturity of the Company's senior secured US\$400M credit facility



Capital Markets



NATIONAL BANK OF CANADA  
CAPITAL MARKETS



中國銀行 多倫多分行  
BANK OF CHINA TORONTO BRANCH



Capital Markets®



BANK OF AMERICA

For personal use only

# REVISED DYNAMIC DIVIDEND POLICY

→ Since FY22, Champion paid dividends cumulating to \$467.8M, supported by robust cash flows from operations and despite significant capital expenditures, including the Phase II expansion and the DRPF project

For personal use only

→ Champion's Board of Directors (the "Board") has approved a revised shareholder return framework for future dividends designed to adapt to market conditions. Under this dividend policy, the Company aims to provide semi-annual dividends equivalent of 30% to 40% of the Company's trailing six-month free cash flows (FCF)<sup>1</sup>, with the potential for special dividends at the discretion of the Board (the "Dividend Policy")

→ The Dividend Policy provides flexibility for potentially higher dividend distributions in periods of strong financial results and low capital investments, while preserving the Company's balance sheet in periods of softer profitability and increased capital requirements

→ The Dividend Policy will apply to the semi-annual results of the 2027 financial year

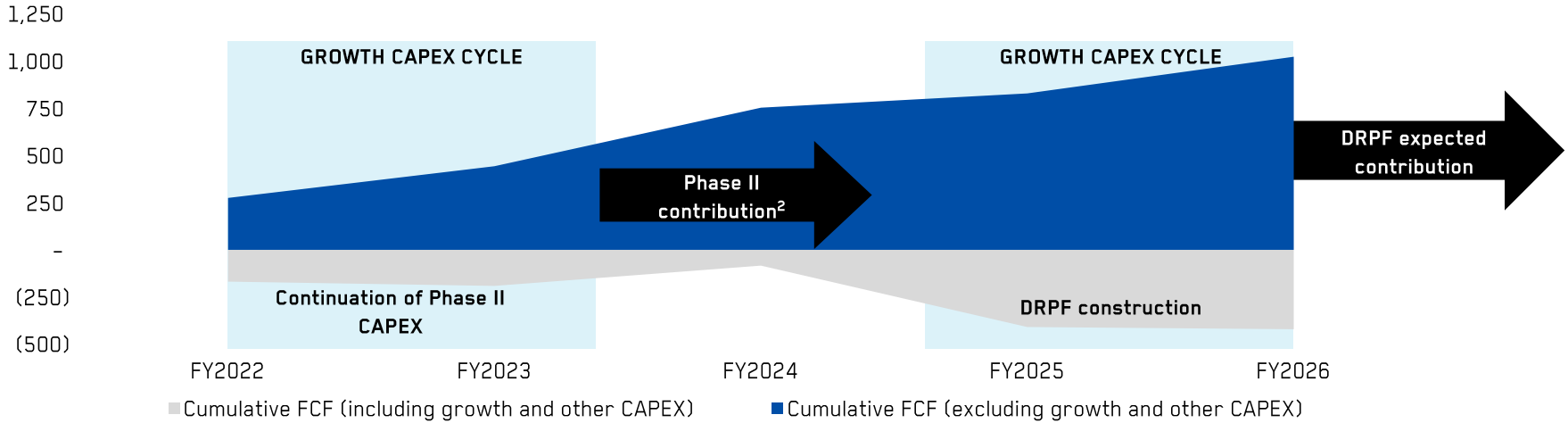
→ While maintaining a focus on preserving the Company's liquidity in response to volatile macroeconomic conditions, the Board declared a semi-annual dividend of \$0.02 per ordinary share on May 27, 2026 (Montréal) / May 28, 2026 (Sydney), in connection with the annual results for the period ended March 31, 2026<sup>2</sup>

→ Registered shareholders at the close of business on June 12, 2026 (Montréal and Sydney), will be entitled to receive payment of the dividend on July 8, 2026 (Montréal and Sydney)

# BLOOM LAKE COMPLETING MULTI-YEARS CAPEX CYCLE

For personal use only

CUMULATIVE FREE CASH FLOW (FCF)<sup>1</sup> WITH AND WITHOUT GROWTH AND OTHER CAPEX SINCE FY22 (\$M)



→ Since FY22, Champion invested over \$1.4B in growth CAPEX to double Bloom Lake’s nameplate capacity (Phase II) and upgrade half of its capacity to a direct reduction quality iron ore up to 69% Fe (DRPF project)

→ Champion is positioned to benefit from future free cash flows following multi-years of growth CAPEX completed at Bloom Lake

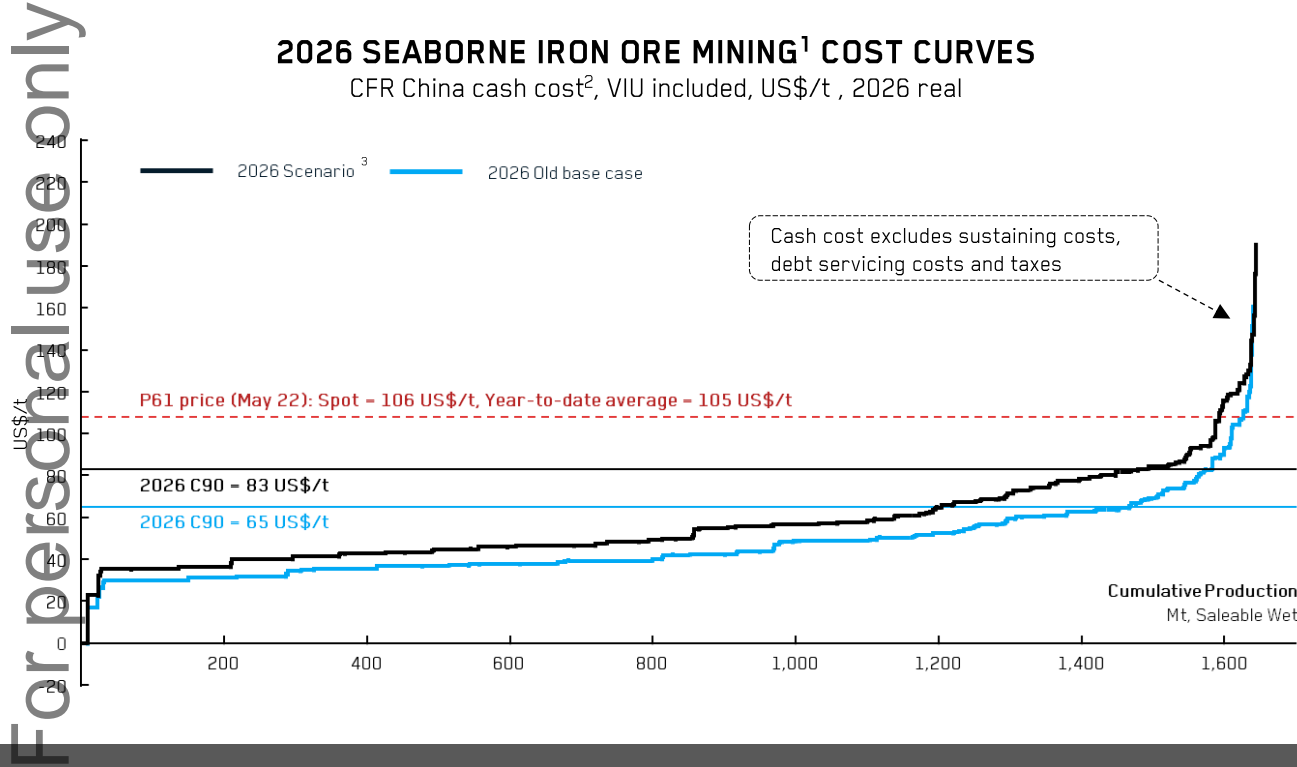
→ Focus to protect financial liquidities while diligently evaluating strategies to maximize shareholder value

Notes: <sup>1</sup> Free cash flows estimated based on cash flows from operating activities less cash flows used in investing activities and net of payment of lease liabilities | <sup>2</sup>Phase II first shipment completed in May 2022

# OIL SHOCK SUPPORTS HIGHER FLOOR FOR IRON ORE

## 2026 SEABORNE IRON ORE MINING<sup>1</sup> COST CURVES

CFR China cash cost<sup>2</sup>, VIU included, US\$/t, 2026 real



- The recent surge in energy prices has increased the seaborne cash costs for iron ore producers, including the 90<sup>th</sup> percentile producer (C90) up 28% to US\$83/t
- Since 2012, the historical average iron ore price premium over the seaborne C90 was approximately 67%, implying a P61 index price level of -US\$139/t to sustain operating margins at historical levels
- Using the lowest observed annual premium since 2012 of 21% over the iron ore index, the implied downside floor price for the P61 index would be approximately US\$100/t, comparing to a recent spot price of US\$106/t<sup>4</sup>

→ Structural cost pressures are expected to anchor iron ore prices at higher levels for an extended period

Notes: <sup>1</sup> For fines, lumps and concentrates, but excluding pellets and other agglomerated products (briquettes) | <sup>2</sup> Cash cost excludes sustaining costs, debt servicing costs and taxes | <sup>3</sup> The following scenario is applied: oil price at 110 US\$/t, FX rates adjustments based on MineSpans' Q1 2026 outlook, seaborne freight rates from Q1 2026 | <sup>4</sup> P61 iron ore spot price as at May 22, 2026

Sources: Chart and data from MineSpans, Bloomberg, Platts

For personal use only

# GROWTH & DEVELOPMENT

CHAMPION IRON 

TSX: CIA | ASX: CIA | OTCQX: CIAFF



# DRPF PROJECT UPDATE

For personal use only

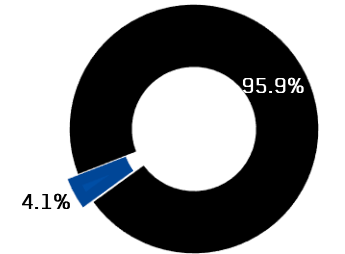
DRPF project, upgrading half of Bloom Lake's nameplate capacity from 66.2% Fe up to 69% Fe is progressing as scheduled, including the successful completion of the initial production tests in March 2026

Initial saleable production is anticipated to occur by the end of calendar Q2/2026, with production volumes gradually increasing thereafter

Quarterly and cumulative investments totalled \$39.0M and \$479.5M, respectively, compared to the total project expected investments of \$500M

Continued active discussions with prospective customers to eventually supply DR quality iron ore, including pricing premiums to the Company's existing high-purity iron ore concentrate

## DRPF PROJECT INVESTMENTS COMPARED TOTAL EXPECTED CAPEX<sup>1</sup>



■ Remaining CAPEX<sup>1</sup>  
■ Cumulative spend to date

General overview



Thickener and process water tanks



Feed tank



Recirculated (teeter) water tank



Note: <sup>1</sup> Total expected CAPEX of \$500M

# CHAMPION COMPLETES ACQUISITION OF RANA GRUBER

For personal use only

On April 10, 2026, 10 years following the acquisition of Bloom Lake, Champion completed the Acquisition of Rana Gruber



**Proven asset with capabilities to produce high-purity iron ore**



**Robust cost structure, including access to reliable infrastructure**



**Aligned vision to service the green steel supply chain**



**RANA GRUBER**



**Potential opportunities beyond life of mine**



**Proximity to the European steel industry**



**Opportunity to leverage mutual technical expertise**

THANK YOU TO OUR STAFF

For personal use only

UPHOLDING OUR VALUES FOR A SUSTAINABLE FUTURE



TRANSPARENCY



RESPECT



INGENUITY



PRIDE

**THANK YOU!**

**CHAMPION IRON** 

For personal use only

Contact us for more information:

Michael Marcotte, Senior Vice-President – Corporate Development and Capital Markets  
info@championiron.com +1 514-316-4858