RUMBLE RESOURCES LTD

ASX: RTR

For personal use only

NEAR TERM GOLD & TUNGSTEN PRODUCTION EXPLORATION UPSIDE MULTI-COMMODITY EXPOSURE

Fosters Stockbroking ASX Emerging Gold Producers Zoom Call

28 MAY 2026

DISCLAIMER

For personal use only

This presentation has been prepared by Rumble Resources Limited (Rumble or the Company). It contains general information about the Company's activities current as at the date of the presentation. The information is provided in summary form and does not purport to be complete. This presentation is not to be distributed (nor taken to have been distributed) to any persons in any jurisdictions to whom an offer or solicitation to buy shares in the Company would be unlawful. Any recipient of the presentation should observe any such restrictions on the distribution of this presentation and warrants to the Company that the receipt of the presentation is not unlawful. It should not be considered as an offer or invitation to subscribe for or purchase any securities in the Company or as an inducement to make an offer or invitation with respect to those securities. No agreement to subscribe for securities in the Company will be entered into on the basis of this presentation or any information, opinions or conclusions expressed in the course of this presentation. This presentation is not a prospectus, product disclosure document or other offering document under Australian law or under any other law. It has been prepared for information purposes only. This presentation contains general summary information and does not take into account the investment objectives, financial situation and particular needs of any individual investor. It is not financial product advice and investors should obtain their own independent advice from qualified financial advisors having regarding to their objectives, financial situation and needs. Rumble nor any of their related bodies corporate is licensed to provide financial product advice.

This presentation and information, opinions or conclusions expressed in the course of this presentation contains forecasts and forward-looking information. Such forecasts, projections and information are not a guarantee of future performance, involve unknown risks and uncertainties. Actual results and developments will almost certainly differ materially from those expressed or implied. There are a number of risks, both specific to Rumble, and of a general nature which may affect the future operating and financial performance of Rumble, and the value of an investment in Rumble including and not limited to title risk, renewal risk, economic conditions, stock market fluctuations, manganese demand and price movements, timing of access to infrastructure, timing of environmental approvals, regulatory risks, operational risks, reliance on key personnel, reserve estimations, native title risks, foreign currency fluctuations, and mining development, construction and commissioning risk.

You should not act or refrain from acting in reliance on this presentation, or any information, opinions or conclusions expressed in the course of this presentation. This presentation does not purport to be all inclusive or to contain all information which its recipients may require in order to make an informed assessment of the prospects of Rumble. You should conduct your own investigation and perform your own analysis in order to satisfy yourself as to the accuracy and completeness of the information, statements and opinions contained in this presentation before making any investment decision. Recipients of this presentation must undertake their own due diligence and make their own assumptions in respect of the information contained in this presentation and should obtain independent professional advice before may any decision based on the information. No representation or warranty, express or implied, is made in relation to the fairness, accuracy or completeness of the information, opinions and conclusions expressed in the course of this presentation. To the maximum extent permitted by law, no representation, warranty or undertaking, express or implied, is made and, to the maximum extent permitted by law, no responsibility or liability is accepted by the Company or any of its officers, employees, agents or consultant or any other person as to the adequacy, accuracy, completeness or reasonableness of the information in this presentation. To the maximum extent permitted by law, no responsibility for any errors or omissions from this presentation whether arising out of negligence or otherwise is accepted. An investment in the shares of the Company is to be considered highly speculative.

The exploration targets or conceptual exploration targets in this presentation or expressed during the course of this presentation are subject to completion of the necessary feasibility studies, permitting and execution of all necessary infrastructure agreements. This presentation and information, opinions or conclusions expressed in the course of this presentation should be read in conjunction with Rumble's other periodic and continuous disclosure announcements lodged with the ASX, which are available on the Rumble website. They involve risk and uncertainties that could cause actual results to differ from estimated results. Forward-looking statements include, but are not limited to, statements concerning the Company's exploration programs, outlook and target sizes. They include statements preceded by words such as "potential", "target", "scheduled", "planned", "estimate", "possible", "future", "prospective" and similar expressions.

Competent Person Statement

The Exploration Results referenced in this presentation were first announced by the Company in accordance with ASX Listing Rule 5.7 in its announcements dated 19 May 2026, $ May 2026, 28 April 2026, 12 March 2026, 12 February 206, 14 January 2026, 11 August 2025, 23 July 2023, 16 April 2025, 4 April 2025, 17 February 2025, 11 December 2024, 28 November 2024,15 October 2024, 2 September 2024, 6 August 2024, 16 July 2024, 13 March 2024, 21 February 2024, 14 November 2023, 31 October 2023, 24 October 2023, 5t October 2023, 17 July 2023, 19 April 2023, 14 March 2023,16 February 2023, 17 November 2022, 3 November 2022, 29 September 2022, 30 August 202, 23 August 2022, 18 July 2022, 26 May 2022, 9 March 2022, 21 February 2022, 7 February 2022, 31 January 2022, 21 December 2021, 13 December 2021, 18 November 2021, 10 November 2021, 18 October 2021, 8 July 2021, 2 June 2021, 19 April 2021, 23 February 2021, 17 February 2021, 15 February 2021, 3 February 2021, 28 January 2021, 4 November 2020, 6 October 2020, 20 May 2020, 4 May 2020, 24 April 2020, 17 February 2020, 11 February 2020, 23 January 2020, 26 November 2019, 8 November 2019, 21November 2019, 21 October 2019, 1 October 2019, 23 August 2019, 22 August 2019, 6 August 2019, 11 July 2019, 1 July 2019, 4 April 2019, 12 March 2019, 12 February 2019, 6 February 2019, 17 December 2018, 27 November 2018, 30 August 2018 and 9 August 2018.

The Updated Mineral Resource Estimate (MRE) for the Western Queen Project referenced in this presentation was announced by the Company in accordance with ASX Listing Rule 5.8 on 23 July 2025 the previous MRE for Western Queen was announced 15 October 2024. The Mineral Resource estimate for the Earaheedy Project referenced in this presentation was first announced by the Company in accordance with ASX Listing Rule 5.8 in its announcement dated 19 April 2023. Rumble is not aware of any new information or data that materially affects the information included in the relevant market announcements described above and, in the case of the Mineral Resource estimate, that all material assumptions and technical parameters underpinning the estimate in the relevant market announcement continue to apply and have not materially changed.

VISION & MISSION

For personal use only

Rumble is an Australian resources company, delivering **value and growth** through **resource discoveries** and **project development** in Western Australia.

Our aim is to provide shareholders with capital growth and dividend streams by finding and **developing mineral assets**.

Our immediate focus is **generating near-term cashflow from the Western Queen** gold & tungsten project to internally fund further **resource growth and our other exploration projects.**

CORPORATE OVERVIEW

For personal use only

SHARE PRICE (28 May 2026)	6.0c
SHARES ON ISSUE	~1,327M
TICKER	ASX:RTR
MARKET CAP	~$80M
CASH & EQUIVALENTS[1]	~$6M
ENTERPRISE VALUE	~$74M
OPTIONS[2]	21.5M
PERFORMANCE RIGHTS[3]	10M

SHAREHOLDER COMPOSITION

BOARD AND MANAGEMENT	~5%
TOP 20	~34%

Notes:

1. *As at 28 May 2026, excludes 2nd tranche of $5M from royalty sale*
2. *Directors & Executives – at various strike prices*
3. *MD/CEO*

BOARD OF DIRECTORS

PETER HAROLD
Managing Director & CEO

PETER VENN
Technical Director

GEOFF JONES
Non-Executive Chairman

MICHAEL SMITH
Non-Executive Director

MATTHEW BANKS
Non-Executive Director

MANAGEMENT

BRETT KEILLOR
Technical Consultant

SIMON DAVIES
Exploration Manager

TREVOR HART
Chief Financial Officer
& Joint Company Secretary

RESEARCH

MST Access

MICHAEL BENTLEY
MST Access

WHY INVEST IN RUMBLE

For personal use only

WESTERN QUEEN – GOLD & TUNGSTEN

- Near term cashflow from high-grade gold & tungsten
- Gold Resources growth already & potential to increase
  - Oct 2024 - from 163koz to 287koz Au[1]
  - July 2025 - from 287koz to 370koz Au at 3.1g/t[2]
  - Nov 2025 – WQ South Scoping Study released
  - Recent 17,000m drill program has extended WQS down plunge and found more high-grade at WQC below old workings
- Tungsten Discovery
  - Maiden resource of 13.2kt WO_3[3]
  - Met testwork confirms 48% WO_3 conc. at 45% rec.[4]
  - Near term tungsten concentrate revenue stream

EARAHEEDY - BASE METALS & SILVER

- Globally significant Zn-Pb-Ag discovery
- Maiden JORC MRE 2.2Mt Zn, 0.7Mt Pb & 12.6Moz Ag[5]
- Optimising potential product stream aim is to produce a high-grade Zn conc. & separate Pb/Ag conc.
- Opportunity to bring in a significant development partner or sell a silver royalty stream to fund resource to reserve conversion drilling and feasibility study

1. Refer Company ASX release dated 15 October 2024
2. Refer Company ASX Release dated 23 July 2025
3. Refer Company ASX Release dated 11 August 2025
4. Refer Company ASX Release dated 25 March 2026
5. Refer Company ASX release dated 19 April 2023

OUR PROJECTS

For personal use only

WESTERN QUEEN

NEAR TERM GOLD PRODUCTION & DISCOVERY POTENTIAL

- Significant increase in gold resource ounces and grade reported July 2025
- Potential to quickly grow the gold Resources
- Maiden tungsten Resource reported in August 2025 with potential to grow these resources and add a tungsten revenue stream
- On track to commence gold production in CY2027 & tungsten in CY2028

EARHEEDY

NEXT STEPS - RESOURCE TO RESERVE CONVERSION & BFS

- Potential large-scale, low-cost open pit mining
- Product +61% Zn+Pb bulk concentrate or separate high-grade Zn & Pb/Ag conc.
- Less than 30% of the 70km host unit tested
- One of the largest zinc sulphide discoveries over the last decade

OTHER PROJECTS

FRASER RANGE (Au) & MUNARRA GULLY (Cu/Au)

GOLD RESOURCES UPGRADED TO

370kozs @ 3.1g/t Au[1]

MAIDEN TUNGSTEN RESOURCES

13.2KT WO_3[2]

INFERRED RESOURCE CONTAINING

2.2Mt Zn
0.7Mt Pb
12.6Moz Ag[3]

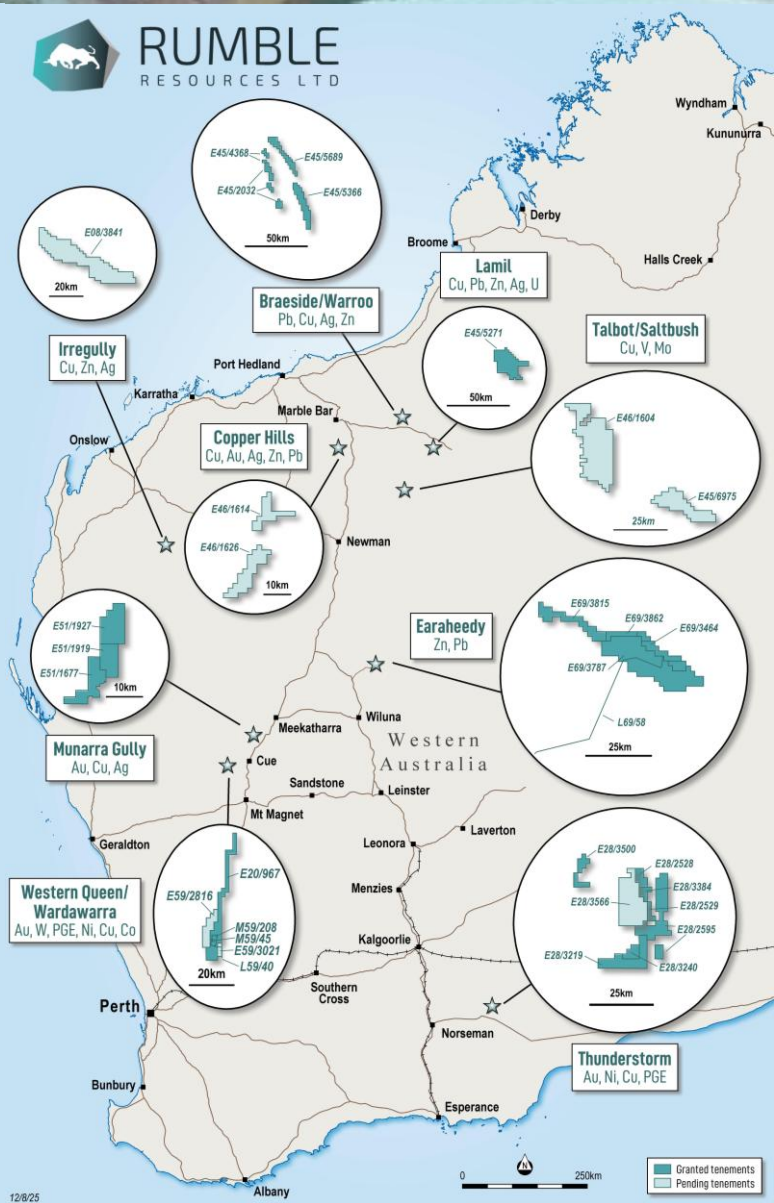

1 Refer Company's ASX Announcement 23 July 2025
2 Refer Company's ASX announcement 11 Aug 2025
3 Refer Company's ASX announcement 19 April 2023

WESTERN QUEEN – HIGH-GRADE GOLD, NEAR TERM PRODUCTION

For personal use only

- **Mineral Resource Estimate** (MRE) now **3.72Mt @ 3.1g/t Au for 370,000oz**[1]
- **Historical production –** 880kt @ 7.6g/t Au for 215koz
- **Near-term production – WQ South Scoping Study confirms quick start, very low capex, extremely robust economics and huge upside**
- **Well located –** 200km radius of 5 gold plants, on granted mining leases, **Toll Milling & Blending Agreement with Gylden to process through their Kirkalocka plant**
- **Geology –** The Western Queen deposits are associated with a major orogenic shear zone that remains largely untested along strike and at depth
- **Possible Analogy –** Spartan/Ramelius Never Never & Pepper deposits: **7.76Mt @ 9.32g/t Au for 2.32Moz**[2] to a vertical depth of 1,000m. Only 48km SE of WQ.
- **Tungsten** – Maiden tungsten resource 13.2kt WO_3[3]

1. Refer Company ASX release dated 23 July 2025
2. Refer Ramelius Resources ASX release Noosa Mining Conference Presentation 24 July 2025 page 38
3. Refer Company Release dated 11 August 2025

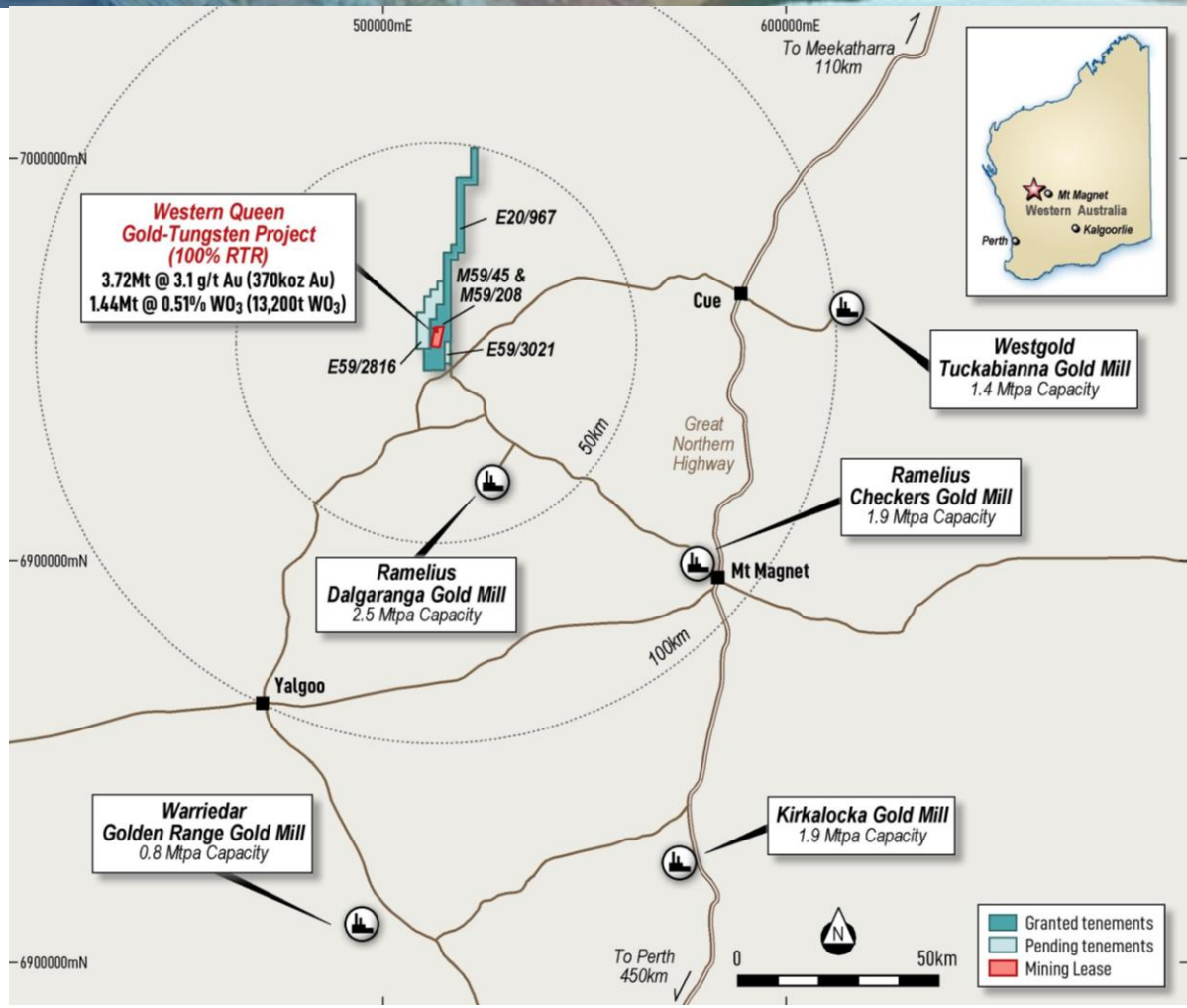

Location Plan of the Western Queen Gold Project

WESTERN QUEEN – 370,000oz @ 3.1G/T

For personal use only

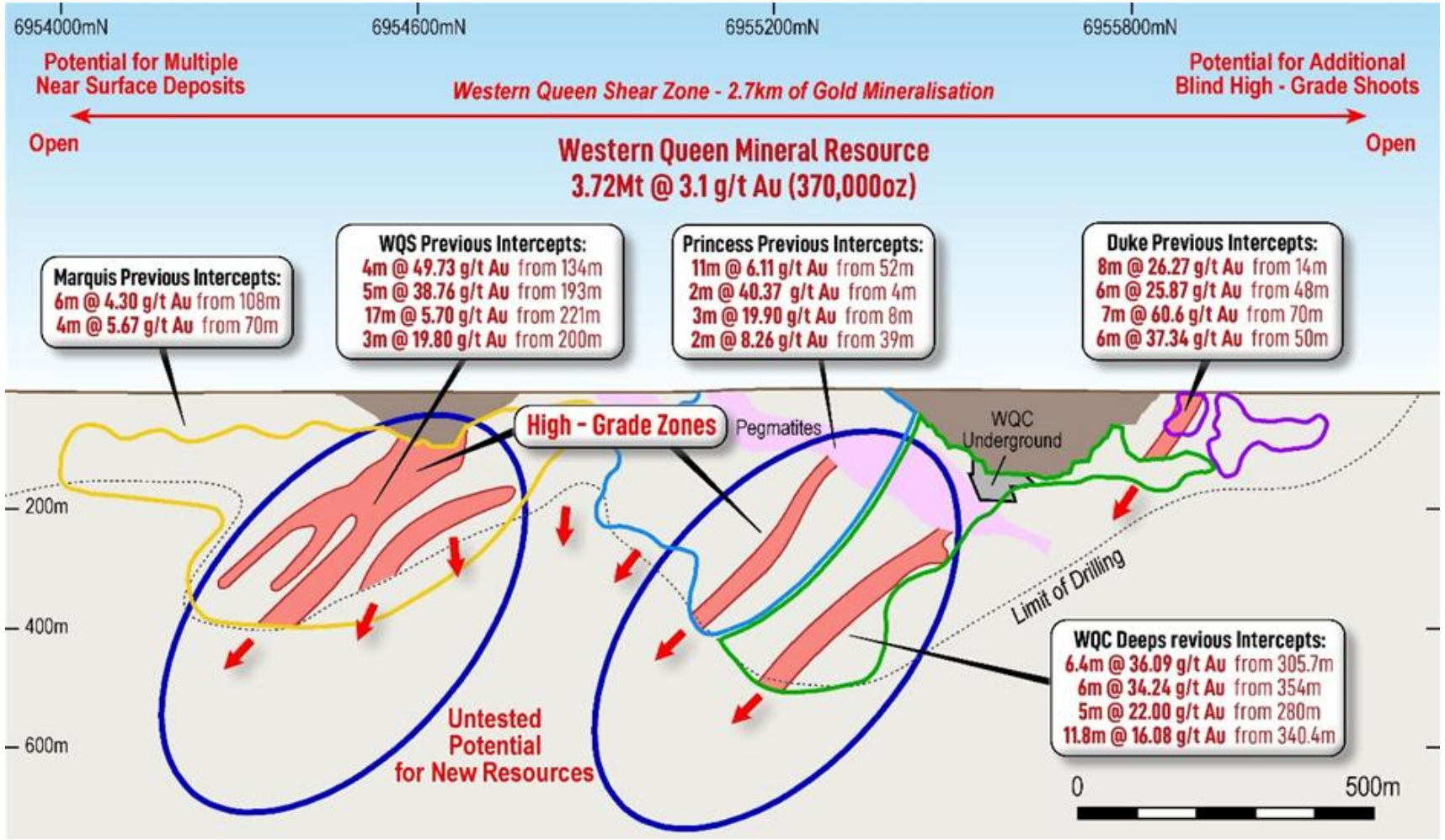

Western Queen Gold Deposit Longitudinal Section – Highlighting Previous Production, Resources and Potential New Resource Areas

WESTERN QUEEN – INCREASE IN CONTAINED GOLD TO 370,000 OZ

For personal use only

Prospect	INDICATED			INFERRED			TOTAL		
	Tonnage kt	Au g/t	Au Oz	Tonnage kt	Au g/t	Au Oz	Tonnage kt	Au g/t	Au Oz
Cranes				70	1.4	3,300	70	1.4	3,300
Duke	30	7.2	6,900	4	6.4	800	34	7.1	7,700
WQC	250	7.2	56,600	560	3.8	67,300	800	4.8	124,000
Princess	100	1.9	5,900	380	2.5	30,300	480	2.3	36,200
WQS	830	3.0	78,600	1,490	2.5	120,200	2,320	2.7	198,900
Total	**1,210**	**3.8**	**148,000**	**2,510**	**2.8**	**222,000**	**3,720**	**3.1**	**370,000**

Notes: Totals may differ due to rounding, Mineral Resources reported on a dry in-situ basis.

1 Refer Company's ASX Announcement 23 July 2025

53%

Increase in average grade to 3.1g/t Au

29%

Increase in contained ozs

Low discovery costs

WESTERN QUEEN – NEVER NEVER COMPARISON

For personal use only

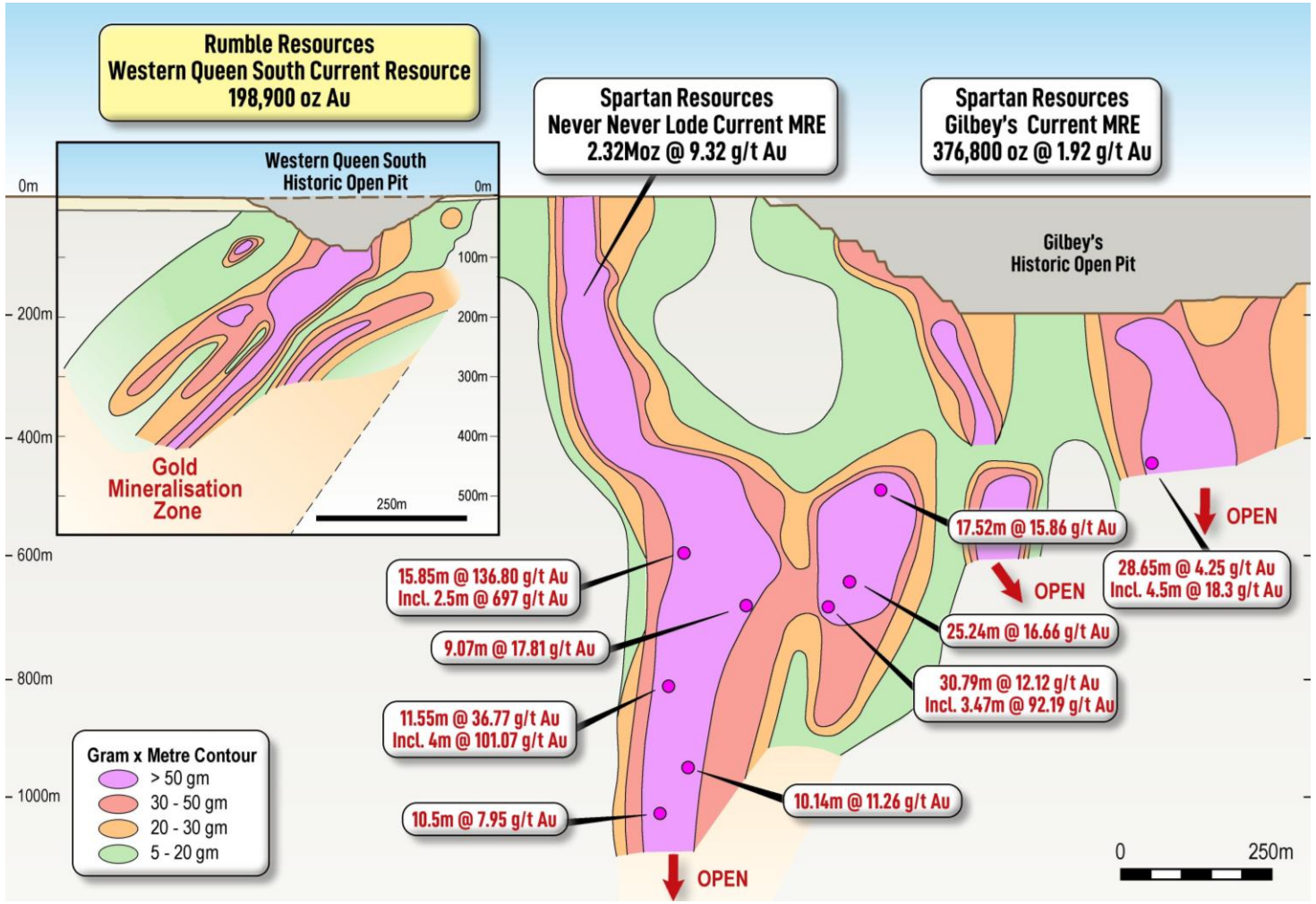

Western Queen South comparison to Spartan/Ramelius Never Never lode (to scale)

WESTERN QUEEN EXPLORATION – INFILL & GROWTH DRILLING

For personal use only

WQ SOUTH

- Yellow & red holes = 25m x 25m infill drilling & extensional drilling
- Extensional drilling achieved it aim of extending the mineralisation down plunge over 500m from the bottom of the open pit

BEST INTERSECTIONS FROM CURRENT PROGRAM[1 & 2] EXTENSIONAL & INFILL

- **12.2m @ 5.13g/t** from 456m (WQDD043) including **2.2m @ 23.70g/t from 466m**
- **22.7m @ 2.84g/t Au** from 203.3m (WQDD033) including **7.2m @ 6.00g/t Au** from 213.8m
- **11m @ 3.00g/t Au** from 247m (WQDD034) including **4m @ 6.70g/t Au** from 247m
- **12m @ 3.40g/t Au** from 283m (WQDD036) including **3m @ 7.03g/t Au** from 288m
- **11m @ 3.99g/t Au** from 284m (WQDD037) including **5m @ 6.99g/t Au** from 286m
- **6m @ 5.05g/t Au** from 242m (WQDD041)

1. Refer Company ASX release dated 14 January 2026
2. Refer Company ASX release dated 12 February 2026

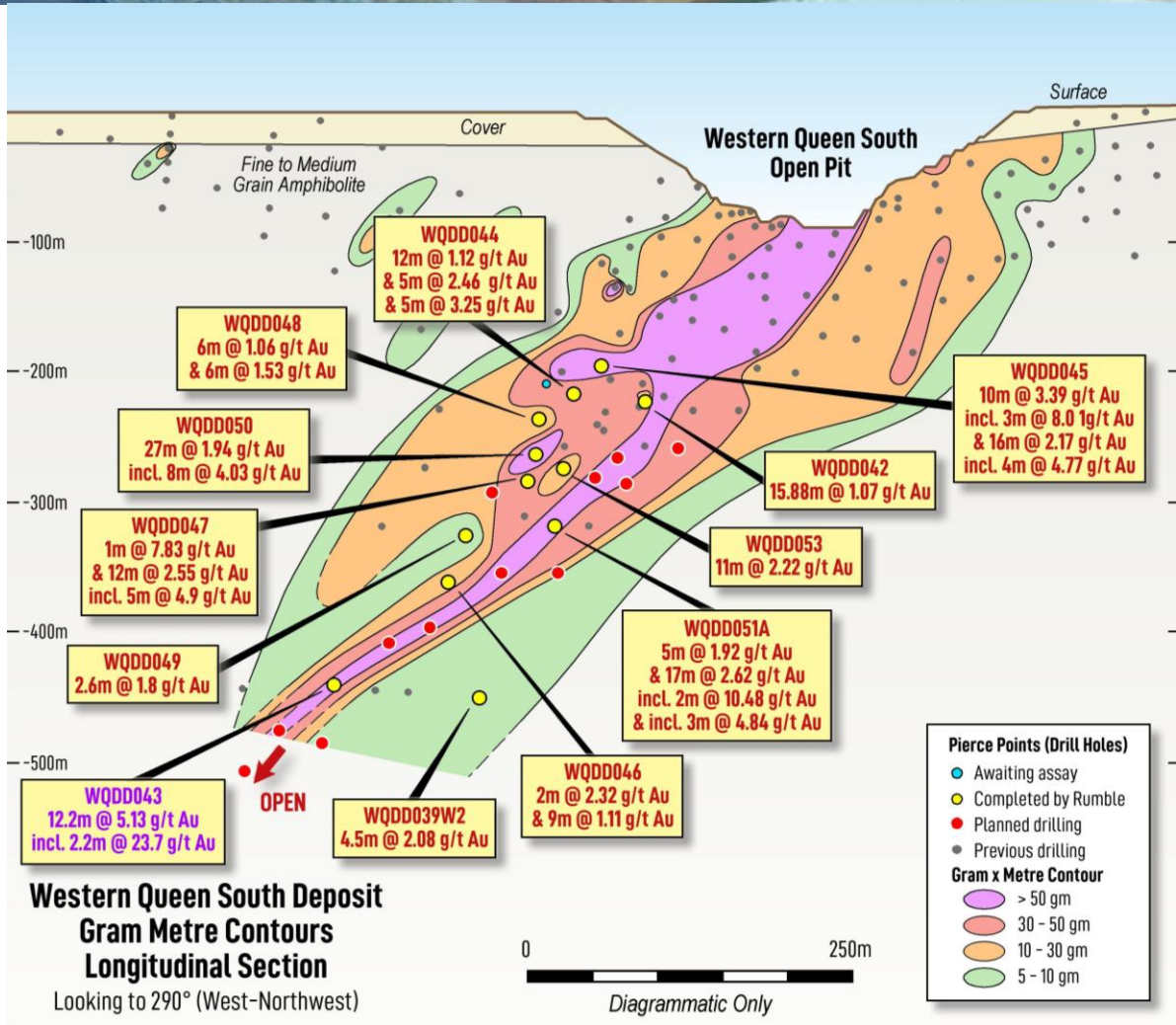

WESTERN QUEEN EXPLORATION – INFILL & GROWTH DRILLING

For personal use only

WQ CENTRAL

- Yellow & red holes = 25m x 25m infill drilling and down plunge extensional drilling
- Drilling has added significant new high-grade mineralisation just below the old open pit

BEST INTERSECTIONS FROM CURRENT PROGRAM

- **6.3m @ 24.88g/t from 305m (WQDD043)[1]**
- **5.8m @ 30.72g/t from 315m (WQDD057)[2]**
- **6.9m @ 24.81g/t from 290m (WQDD059)[3]**

PREVIOUS HIGH-GRADE RC/DDH DRILL INTERCEPTS WESTERN QUEEN CENTRAL – DOWN PLUNGE[4,5,6]

- **6.4m @ 36.09 g/t Au from 305.7m (WQD-1072)**
- **6m @ 34.24 g/t Au from 354m (WQRC007D)**
- **5m @ 22.03 g/t Au from 280m (WQRC150)**
- **11.8m @ 16.08 g/t Au from 340.4m (WQD-1089)**

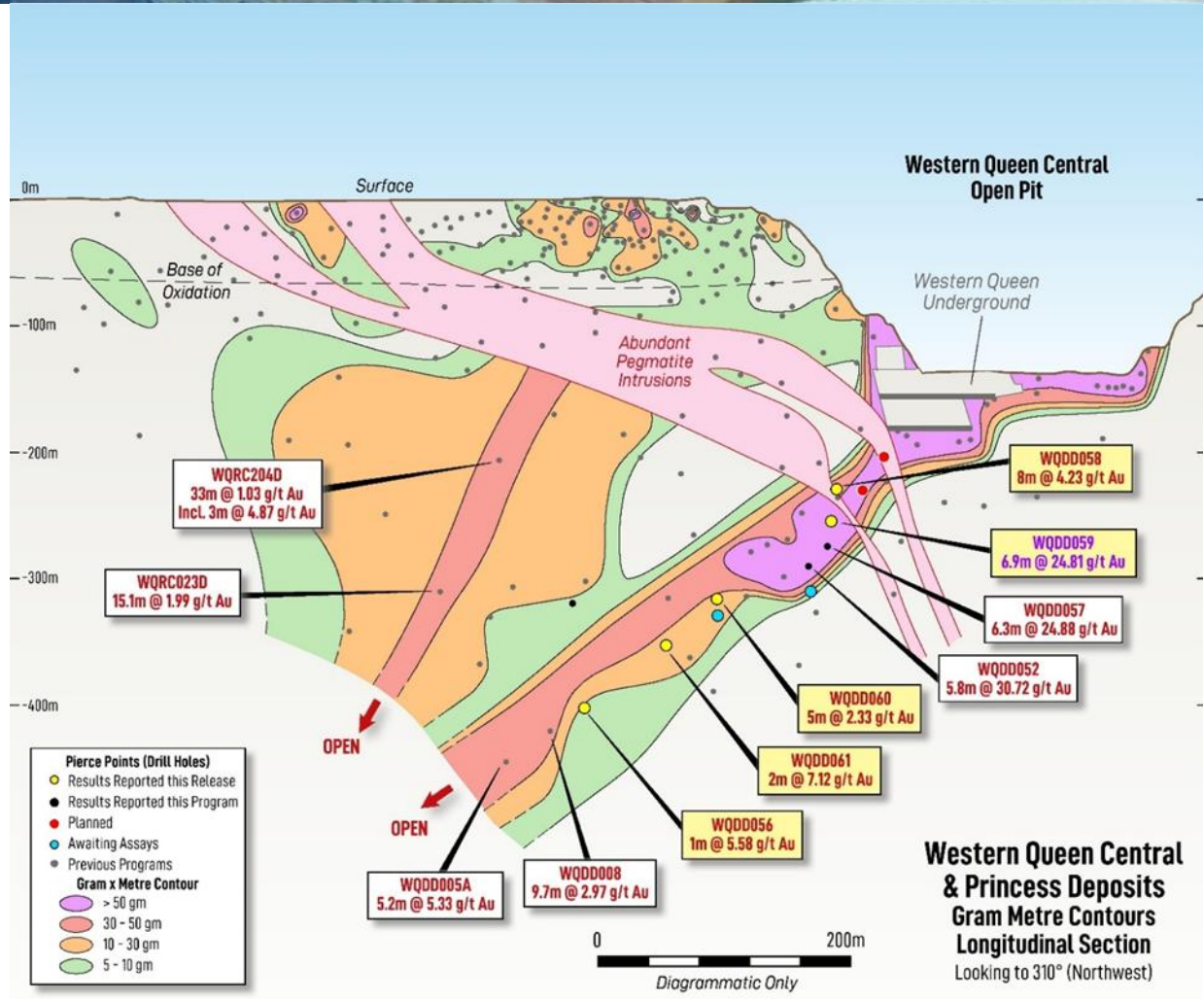

1. Refer Company ASX release dated 12 February 2026
2. Refer Company ASX release dated 14 January 2026
3. Refer Company ASX release dated 12 March 2026
4. Refer Company ASX release dated 18 February 2020
5. Refer Company ASX Release dated 4 November 2020
6. Refer Company ASX Release dated 9 June 2020

WESTERN QUEEN EXPLORATION – 17,000m DRILL PROGRAM

For personal use only

OBJECTIVES OF THE RECENT DIAMOND PROGRAM

DISCOVER MORE GOLD RESOURCES

Targeting high-grade, down-plunge extensions to the WQ South and Central, testing the Never Never analogy

UPGRADE INFERRED TO INDICATED RESOURCES

Infill the existing Western Queen South MRE which currently stands at 2.32Mt @ 2.66g/t Au for 198,900 oz, to convert existing Inferred to Indicated Resources for the mine plan

DISCOVER MORE TUNGSTEN RESOURCES

Discover more high-grade tungsten lodes, which are spatially adjacent, and sub-parallel to, the high-grade gold lodes

GEOTECHNICAL REVIEW

Understand the geotechnical conditions in the area where the underground portal and decline is proposed

GOLD RECOVERY CONFIRMATION

Use selected holes for the metallurgical testwork program across both the Western Queen South and Central deposits to validate the previously achieved high gold recoveries of +94%

DDH1 Drilling rig on site at Western Queen South

WESTERN QUEEN – OTHER TARGETS ALONG THE SHEAR ZONE

For personal use only

GOLD TARGETS

ON MINING LEASES

Over the 2km strike between the Duke and Cranes deposits

- Limited RAB drilling with an average end of hole depth of less than 20m and only three RC holes
- Limited historical drilling at Cranes returned intercepts of 14m @ 4.87 g/t Au from surface and 11m @ 1.85 g/t Au from surface[1]

WITHIN DISTRICT

The regionally significant Western Queen Shear Zone has been reinterpreted using detailed airborne magnetics flown by Rumble and remains largely untested

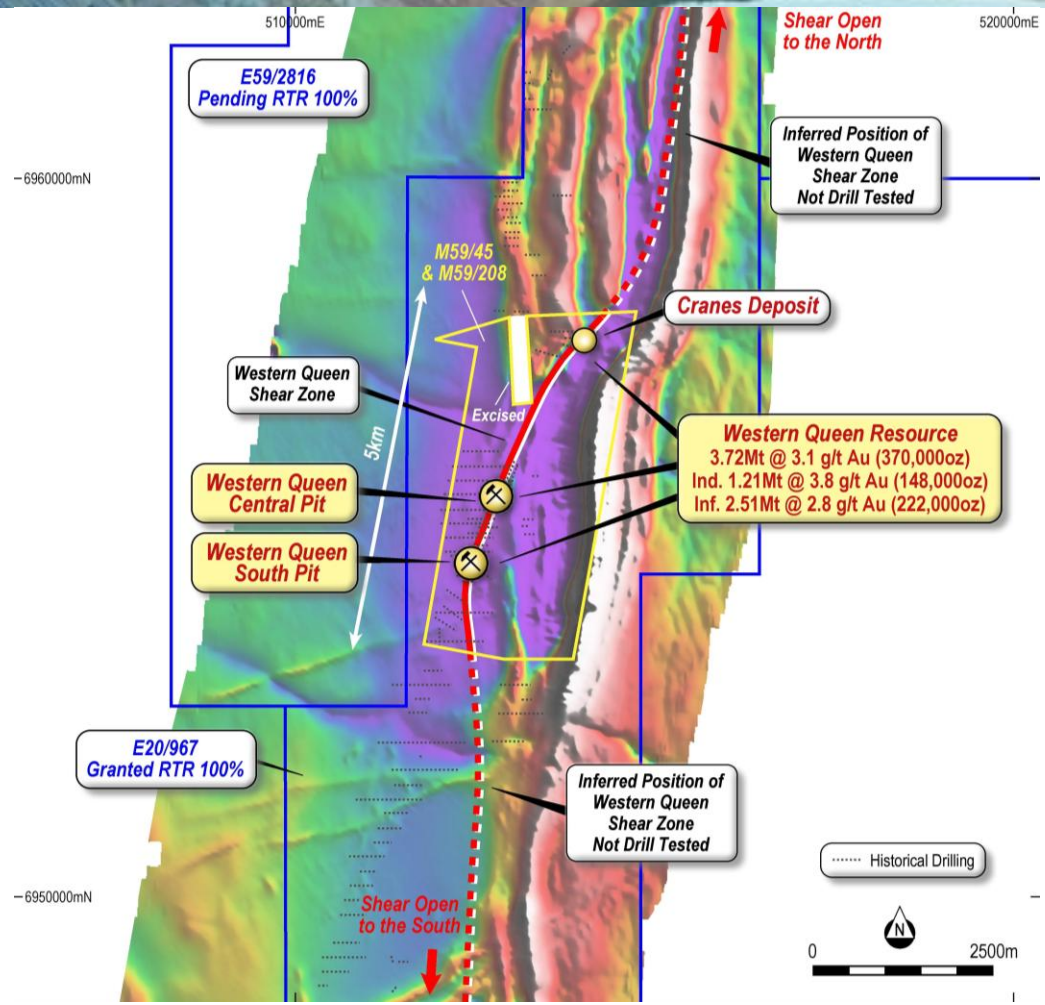

Western Queen Shear Zone Prospectivity over TMI Airborne Magnetics

1. Refer Company ASX release dated 4 November 2019

PATHWAY TO PRODUCTION – WQ SOUTH SCOPING STUDY

For personal use only

KEY FINDING OF WESTERN QUEEN SOUTH STUDY[1]

- **Production Target – 617kt @ 2.95g/t for 58.5koz Au over 2 years**
- **Free Cashflow - $133M at A$5,540/oz**
- **NPV - $112M at 8% discount rate**
- **IRR - 370%**
- **AISC – A$2,970/oz**
- **Upfront capex – circa $10M**
- **Short start up – 6 months from cutting portal to first ore**

KEY ASSUMPTIONS

- Gold price assumption – A$5,540/oz (spot 28/5/26 $6,300/oz)
- Processing – toll treat ore at Kirkalocka, 180km by road
- Metallurgical recovery – 94% (based on previous production & testwork)

IMPORTANT POINTS

- Simple mine design - steep dip allows uphole stoping
- Small portion of resource - only **29% of WQS Resources** included in study & **none of WQ Central**
- 66% Indicated / 34% Inferred Resources in the mining inventory

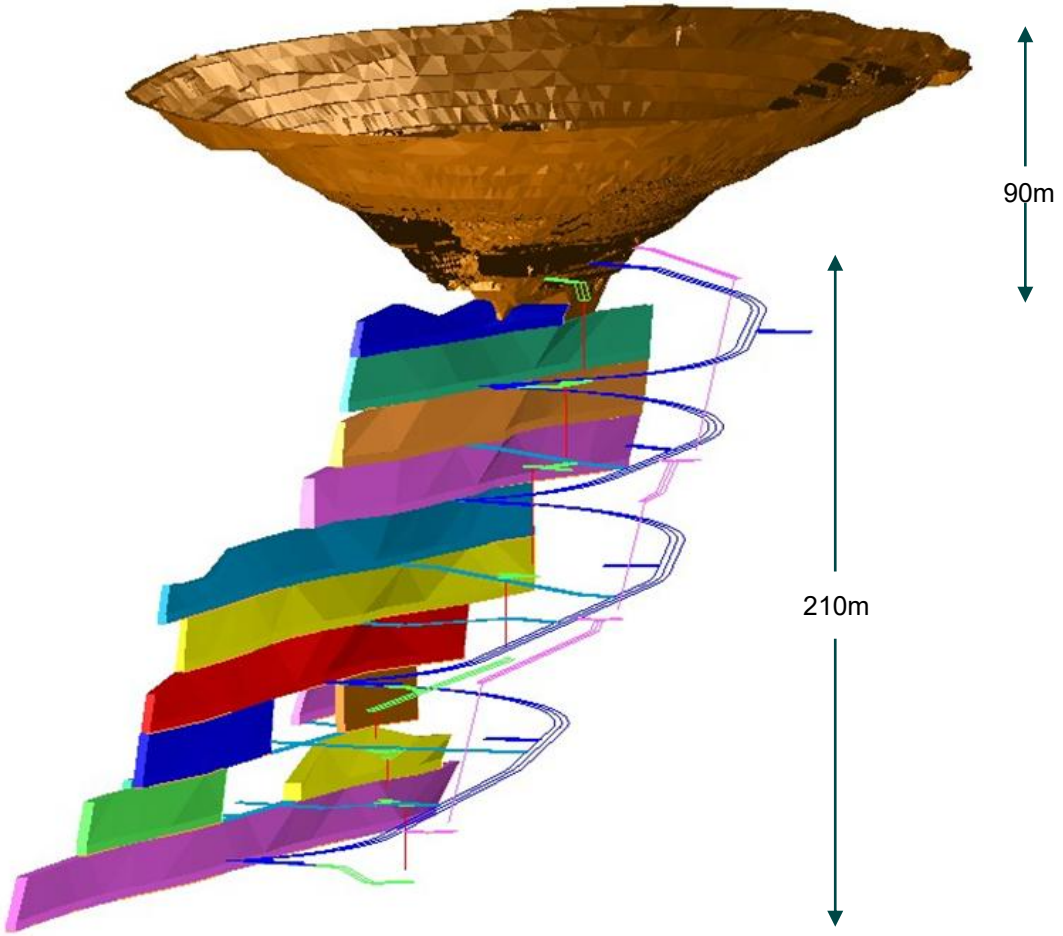

Western Queen South underground mine design for 617kt @ 2.95glt for 58.5kozs

1. Refer Company ASX release dated 27 November 2025

PRODUCTION – NEXT STEPS & GROWTH

For personal use only

NEXT STEPS

- Obtain all necessary approvals and permits
- Execute ore tolling agreement
- Secure project financing/make FID
- Convert more Inferred Resources into Indicated
- Bring WQ Central & tungsten into mine plan
- **Production – aiming for CY2027**

SIGNIFICANT UPSIDE

- Mine life extensions from:
  - Infill drilling
  - Down plunge extensions to WQ South and Central
  - Discovery of new mineralisation proximal to existing resources
  - New discoveries along the WQ Shear Zone
- Add tungsten revenue stream

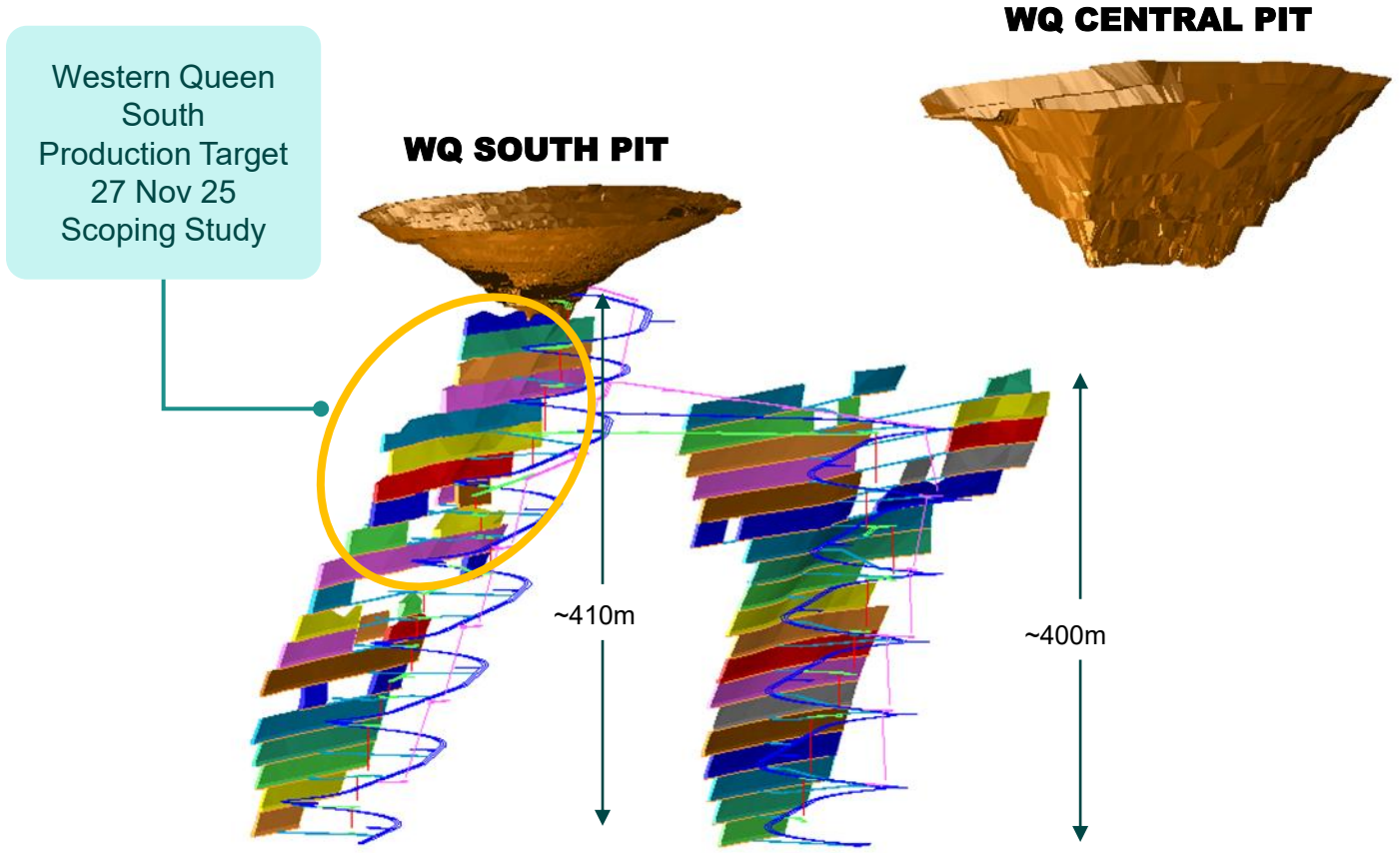

Conceptual underground mine design to mine bulk of current WQ South and Central Resources

PRODUCTION – TOLL MILLING DEAL

For personal use only

TOLL MINING & BLENDING AGREEMENT[1]

- **All production covered** - 100% of forecast production from WQ to be processed at Gylden Resources/Kirkalocka Gold's plant at Kirkalocka ~180km from WQ
- **Blending** - campaigns of 75,000t of WQ ore blended 50/50 with Gylden ore
- **Long term arrangement -** 4 years and 11 months from first WQ ore processing
- **Fees** - Competitive milling & blending fees fixed for CY2027 and there after negotiated annually
- **Tungsten processing** - parties agree to negotiate in good faith on construction and operation of tungsten circuit at Kirkalocka

BENEFITS TO RUMBLE

- **ACCELERATED CASHFLOW -** provides the fastest and simplest pathway to revenue
- **MINIMAL CAPEX -** toll treating eliminates the need to construct a processing plant at WQ
- **EARLY VALUE REALISATION -** could unlock the tungsten cashflow stream years early

Kirkalocka gold processing plant

1. Refer Company ASX release dated 19 May 2026

PRODUCTION – PRE-DEVELOPMENT FUNDING

For personal use only

NEW ROYALTY[1]

- 2.5% Net Smelter Return on gold production from Western Queen sold to the existing royalty holder, a wholly owned subsidiary of **Elemental Royalty Corporation**
- Replaces the existing A$6-20 per ounce royalty on gold production held by Elemental Royalty

CONSIDERATION

$10 MILLION IN TOTAL

- $5 million on signing of the royalty agreement and deed (received)
- $5 million on execution of the tolling milling agreement (due 29 May)

BENEFITS TO RUMBLE

- **NO EQUITY DILUTION -** A material fund raising without any dilution to existing shareholders
- **STRONG VOTE OF CONFIDENCE IN THE PROJECT -** Elemental has completed extensive due diligence on the Western Queen resources and mine development project and this royalty acquisition demonstrates their confidence in the proposed mine development
- **PRE-DEVELOPMENT FUNDING SECURED -** Rumble now well funded to commence pre-development works at Western Queen

1. Refer Company ASX release dated 4 May 2026

WQ South pit in foreground – water from WQS will be pumped to WQ Central pit

MORE POTENTIAL – TUNGSTEN

For personal use only

Significant Intersections[1 & 2]

WQDD013 INTERSECTIONS

- **4m @ 4.58% WO_3** & 0.72g/t Au from 174.85m including
- **2.05m @ 8.71% WO_3** & 1.38g/t from 176.85m and
- **0.65m @ 18.35% WO_3**, & 2.97g/t Au from 176.85m

MXDD003

- **11.5m @ 1.46% WO_3**

WQDD019

- **26m @ 0.62% WO_3**

WQSD002

- **11m @ 0.93% WO_3 and 4.19g/t Au**

Higher grade tungsten lodes parallel to defined high-grade gold mineralisation

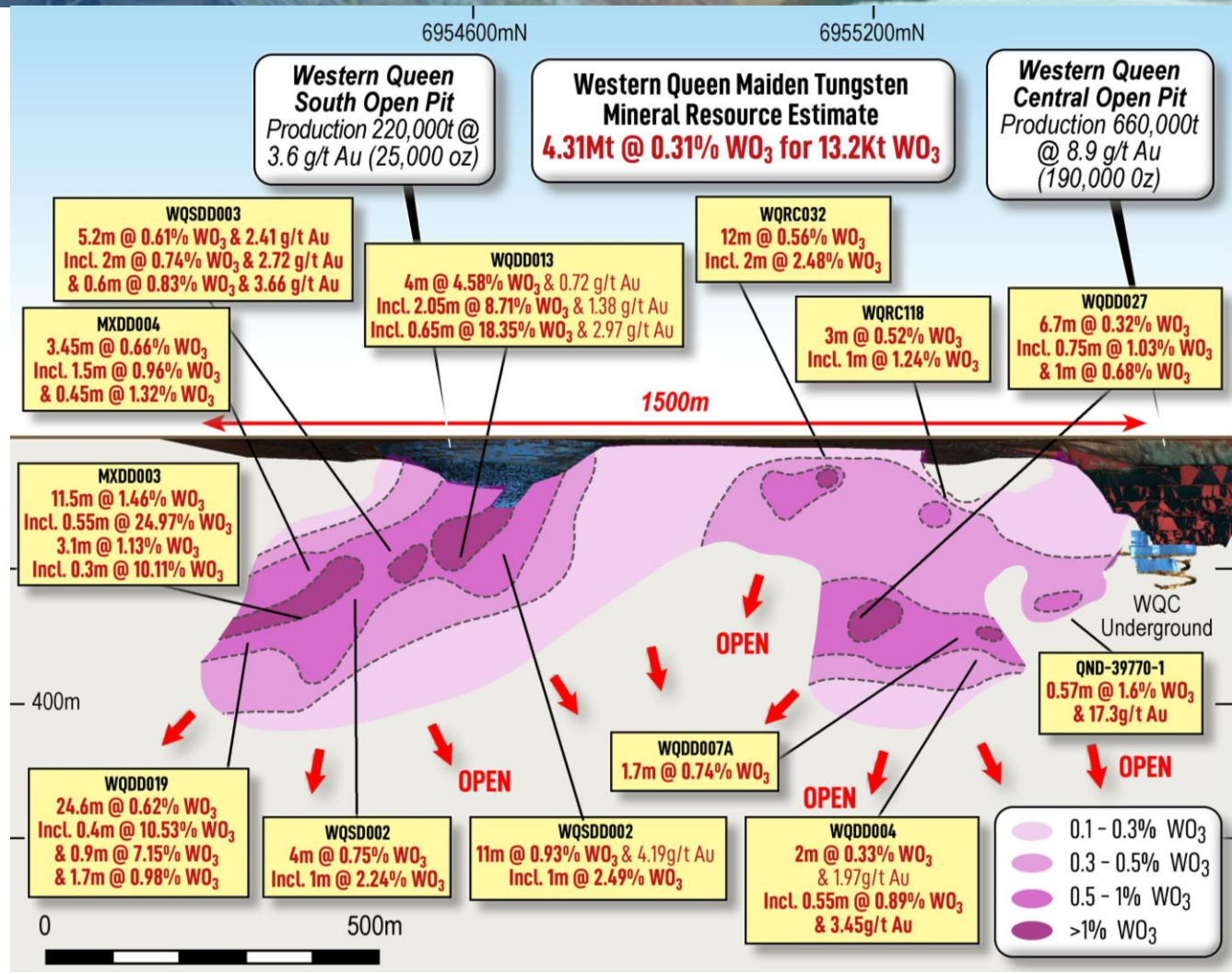

1. ASX release dated 6 August 2024 – High-grade Tungsten Discovery at Western Queen
2. ASX released dated 17 February 2025 - High-grade gold and tungsten assays returned from Phase 1 drilling at Western Queen

MORE POTENTIAL – TUNGSTEN

For personal use only

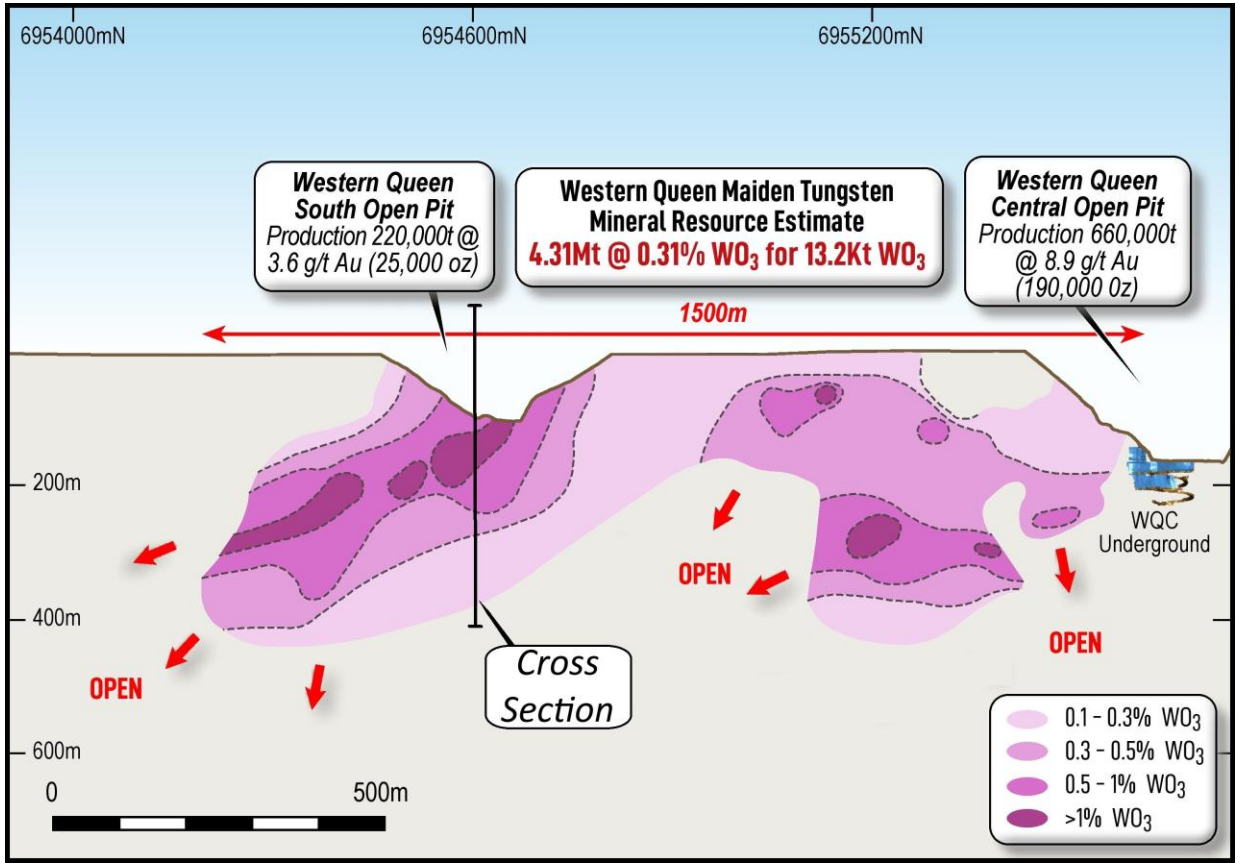

Long section – WQ South & Central

Higher grade tungsten lodes parallel to defined high-grade gold mineralisation

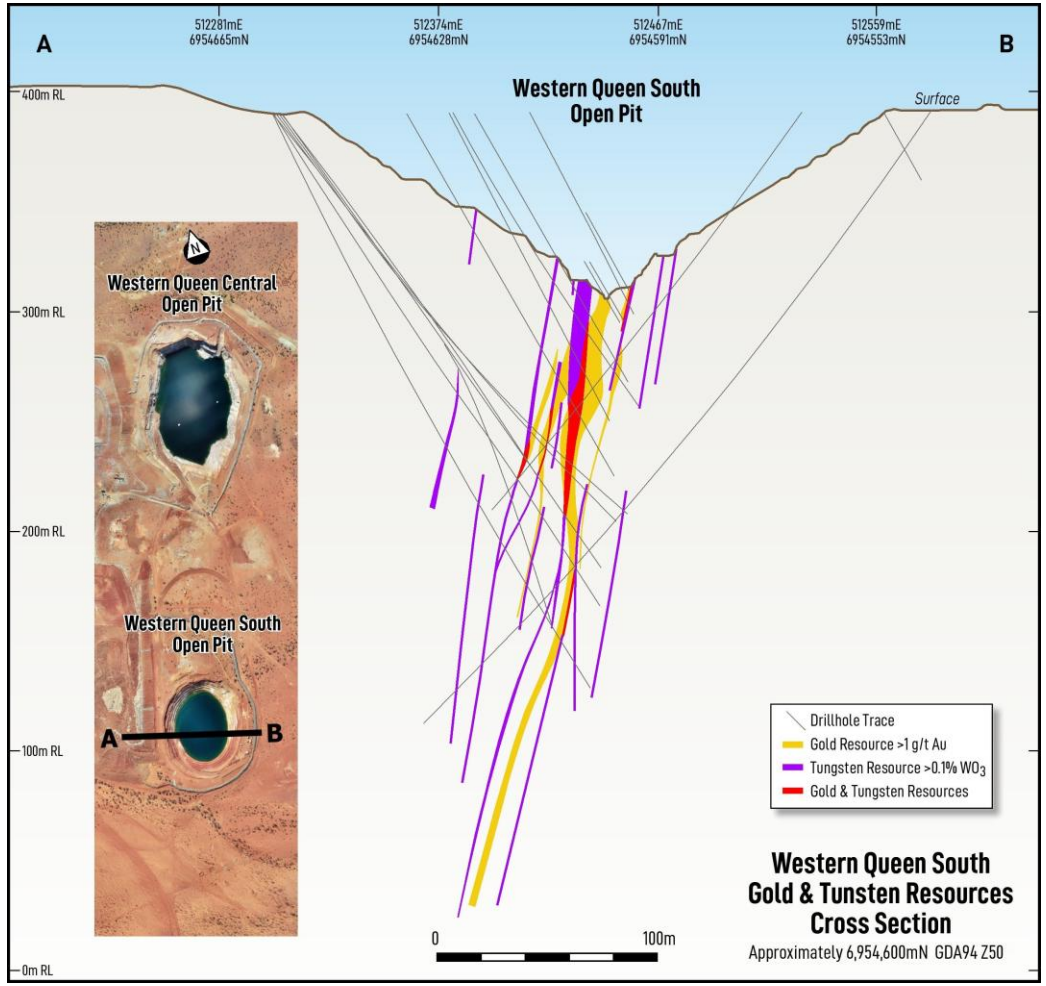

Cross section thru WQ South

TUNGSTEN – MAIDEN RESOURCE – 13.2KT WO_3[1]

For personal use only

TABLE 1 - WESTERN QUEEN AUGUST 2025 TUNGSTEN MINERAL RESOURCE ESTIMATE (0.1% WO_3 CUT-OFF)[1]

Prospect	INFERRED MINERAL RESOURCE		
	Tonnage kt	WO_3 %	WO_3 t
WQC	790	0.27	2,200
Princess	810	0.22	1,800
WQS	2,710	0.34	9,200
Total	**4,310**	**0.31**	**13,200**

Total may differ due to rounding, Mineral Resources reported on a dry in-situ basis.

The maiden resource includes open, higher grade zones, which at a 0.3% WO_3 cutoff result in **1.44Mt @ 0.51% WO_3**[1]

TABLE 2 - SANGDONG – MINERAL RESOURCES AS OF 28TH FEB 2025[2]

WO_3 Cut-Off	Resource Class	Tonnage kt	WO_3 %	MoS_2 %
0.15%	Indicated	8,029	0.51	0.06
	Inferred	50,686	0.43	0.05

Western Queen maiden resource compared to Almonty's Sangdong Resources (mkt cap ~US$6B)

Figure 16: CGe market balance forecasts 2025-2035e

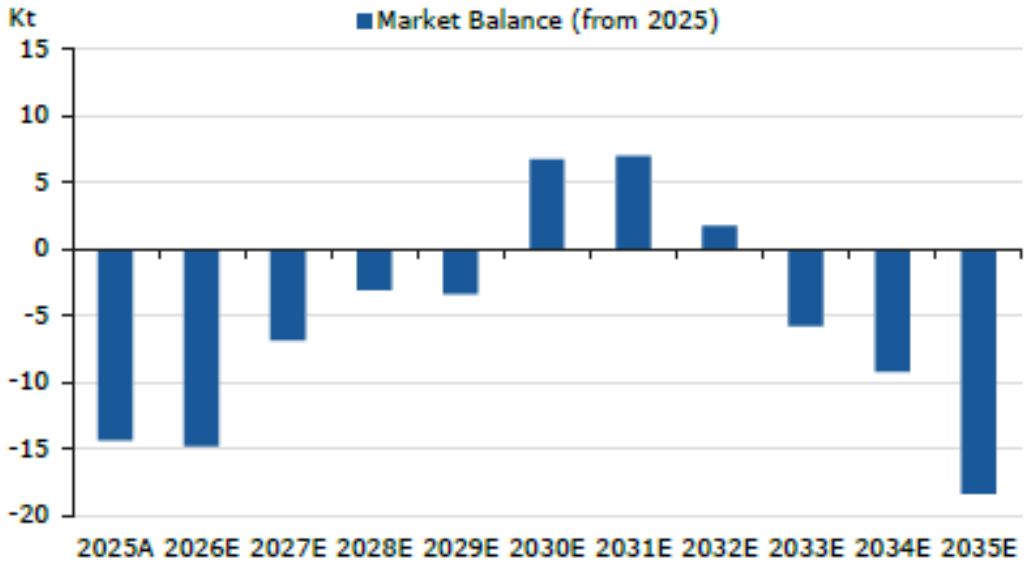

Source: Company Reports, USGS, Canaccord Genuity estimates

1. Refer Company's ASX Announcement 11 August 2025
2. Refer Almonty Industries Inc. release 3 July 2025

MORE POTENTIAL – TOWARDS TUNGSTEN PRODUCTION

For personal use only

METALLURGICAL TESTWORK[1]

- Highly marketable WO_3 concentrate with a 48% grade and 45% recovery
- Simple flowsheet that successfully separates both gold and scheelite with minimal losses (<1 %) of gold to the scheelite (WO_3) concentrate
- The scheelite gravity flowsheet can be designed as a simple 'bolt-on' processing facility which could be integrated into an existing gold plant
- Discussions have commenced with mineral processing specialists Sepro with the aim of evaluating modular, low-cost gravity processing equipment for a rapid development option

NEXT STEPS

- Further testwork will review a Concept 2 flowsheet to improve recovery
- A scoping study has commenced on mining and processing WO_3 material from Western Queen South which could be mined concurrently with the gold mineralisation
- Continue discussions with potential WO_3 concentrate off-take partners
- Fast track tungsten production - with global tungsten prices soaring by over 500% in the last year, aim is to fast-track into production to capture this historic market upside

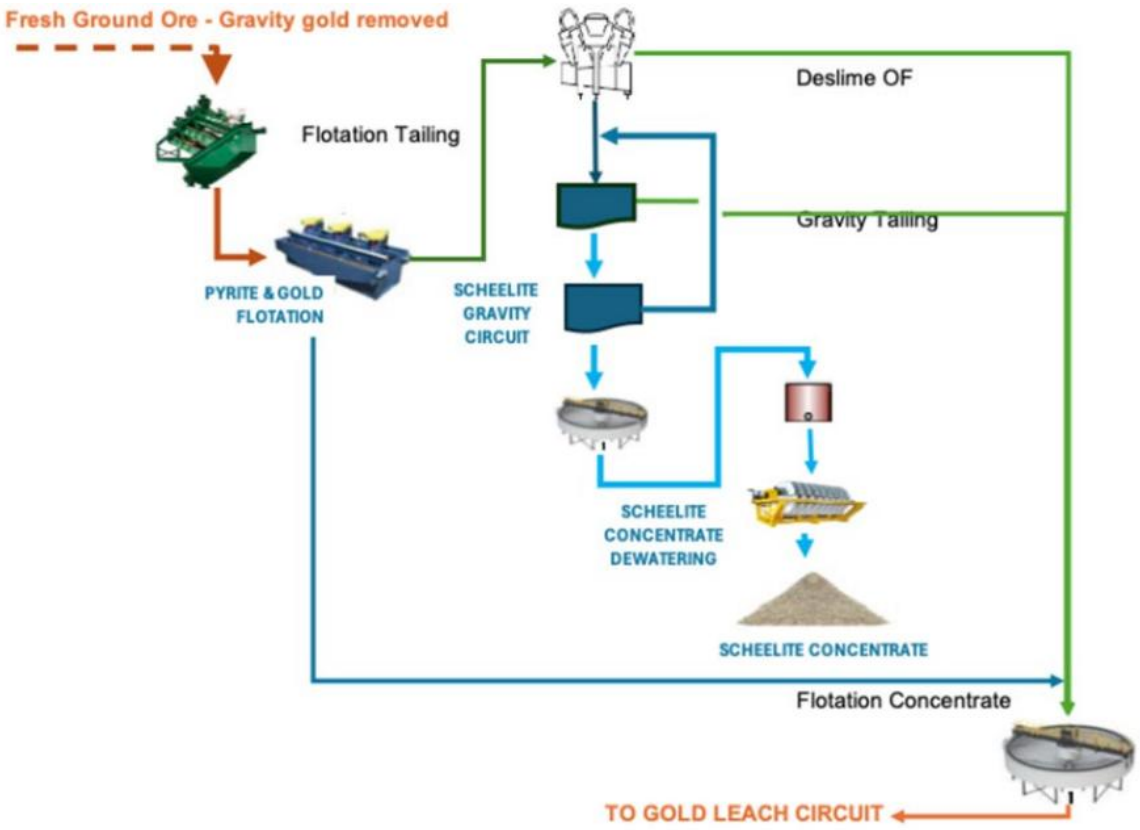

Western Queen Scheelite Plant Concept

1. ASX release dated 25 March 2026 – Excellent Metallurgical Results for Western Queen Gold & Tungsten

EARAHEEDY– GLOBALLY SIGNIFICANT ZN/PB/AG RESOURCE

For personal use only

MAIDEN SULPHIDE, PIT CONSTRAINED, INFERRED MINERAL RESOURCE ESTIMATE (MRE)

94Mt @ 3.1% Zn+Pb and 4.1g/t Ag (at a 2% Zn+Pb cutoff) for 2.2Mt Zinc, 0.7Mt Lead and 12.6Moz Silver of contained metal

- Large scale, low-cost open pit mining proposition in premier mining jurisdiction
- One of the largest zinc sulphide discoveries globally over the last decade

METALLURGICAL TESTWORK CONFIRMS

- High recoveries and bulk concentrate spec. (+60% Zn+Pb) suitable for ISP smelters
- HydroFloat™ works – rejects 30% of the waste and should lead to lower plant capex & opex
- **Potential to produce separate high-grade Zn conc. & Pb/Ag conc.**

PROJECT OPTIONALITY

- The pit constrained MRE hosts a **41Mt higher-grade component** >3% Zn+Pb cut-off

EXCEPTIONAL RESOURCE GROWTH AND DISCOVERY POTENTIAL

- **Deposits remain open with less than 30%** of the *now* 70km host Unconformity Unit effectively drill tested
- Excellent potential to locate further **near-surface high grade areas i.e. Mato, Kalitan, Colorado zones**
- **High grade MVT deposit targets** in fertile underlying carbonate formations remain **untested**

1. Refer Company's ASX Announcement 19 April 2023

GLOBALLY SIGNIFICANT PIT CONSTRAINED MAIDEN RESOURCE[1]

For personal use only

MAIDEN PIT CONSTRAINED INFERRED MINERAL RESOURCE TABULATION FOR THE EARAHEEDY PROJECT[1]

Cut Off	INFERRED - CHINOOK					TONNAGE KT					INFERRED TOTAL				
Zn+Pb	Tonnes	Zn-Pb	Zn	Pb	Ag	Tonnes	Zn-Pb	Zn	Pb	Ag	Tonnes	Zn-Pb	Zn	Pb	Ag
%	Mt	%	%	%	g/t	Mt	%	%	%	g/t	Mt	%	%	%	g/t
0.5	334	1.3	0.9	0.4	2.3	128	1.5	1.2	0.2	1.9	462	1.3	1.0	0.3	2.2
1.0	135	2.1	1.5	0.6	3.4	59	2.3	2.3	0.4	2.6	194	2.2	1.6	0.5	3.1
2.0	**63**	**3.0**	**2.1**	**0.8**	**4.6**	**31**	**3.3**	**3.3**	**0.5**	**3.4**	**94**	**3.1**	**2.4**	**0.7**	**4.2**
2.5	39	3.4	2.4	0.9	5.2	25	3.5	3.5	0.5	3.6	65	3.4	2.6	0.8	4.5
3.0	24	3.8	2.7	1.1	5.7	17	3.9	3.9	0.6	3.8	41	3.8	3.0	0.9	4.9
4.0	7	4.7	3.3	1.5	6.8	5	4.9	4.9	0.8	4.3	12	4.8	3.6	1.2	5.7

Footnote: Inferred Mineral Resource is constrained within optimised pit shells and tabulated above at different economic Zn+Pb% cut offs.

1. 1 Refer Company's ASX Announcement 19 April 2023

EXCEPTIONAL RESOURCE GROWTH POTENTIAL

For personal use only

- Inferred resources constrained to closer spaced drilling **with potential to significantly grow resources with infill and extension drilling**
- **Exceptional resource expansion** with deposits open in all directions
- Mineralisation intersected in broader spaced drilling outside of inferred resource areas **highlights the potential for near term resource growth**
- **Potential to discover high-grade MVT and fault related resources** beneath existing resource area in underlying carbonate formations

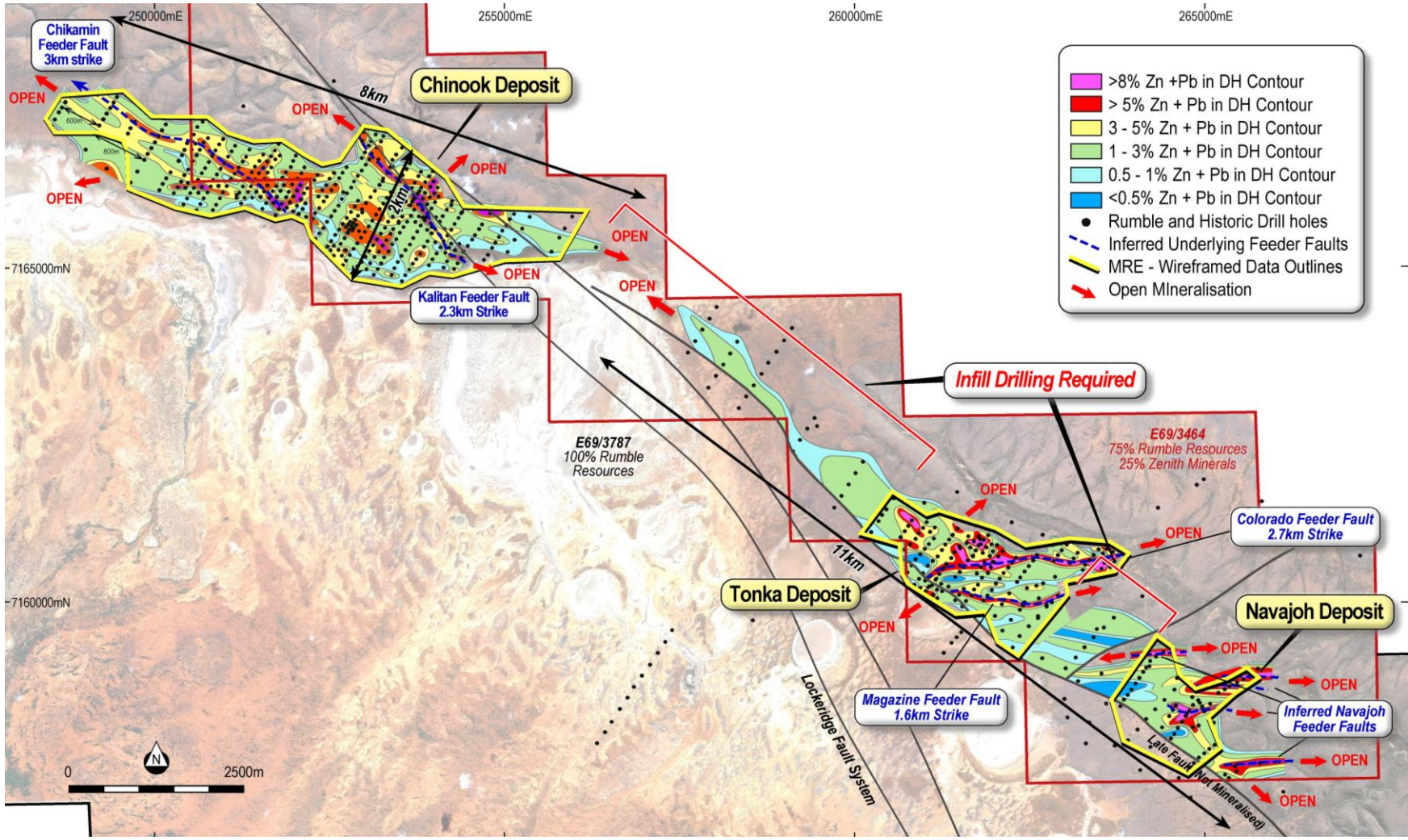

OTHER PROJECTS

For personal use only

THUNDERSTORM - AU

- Potential to host major palaeochannel/basement gold deposits
- Near surface high-grade intersections[1]:
  - **16m @ 6.69g/t Au from 42m**
  - **6m @ 9.15g/t Au from 48m**
- 10,000m aircore and RC drill program being planned for FY26

EARAHEEDY – BASE METALS & AG

- Globally significant Zn-Pb-Ag discovery
- **Maiden Resource 2.2Mt Zn, 0.7Mt Pb & 12.6Moz Ag**
- Next steps – Optimise concentrate products, Resource to Reserve conversion, Feasibility Study

OTHER PROJECTS

- Munarra Gully – prospective for Au, Cu, Ag – 5,000m AC program underway
- Generative Cu & Au projects – Tier 1

1. 1 Refer Company's ASX Announcement 7 April 2025 – Rumble Acquires 100% of Thunderstorm Gold Project

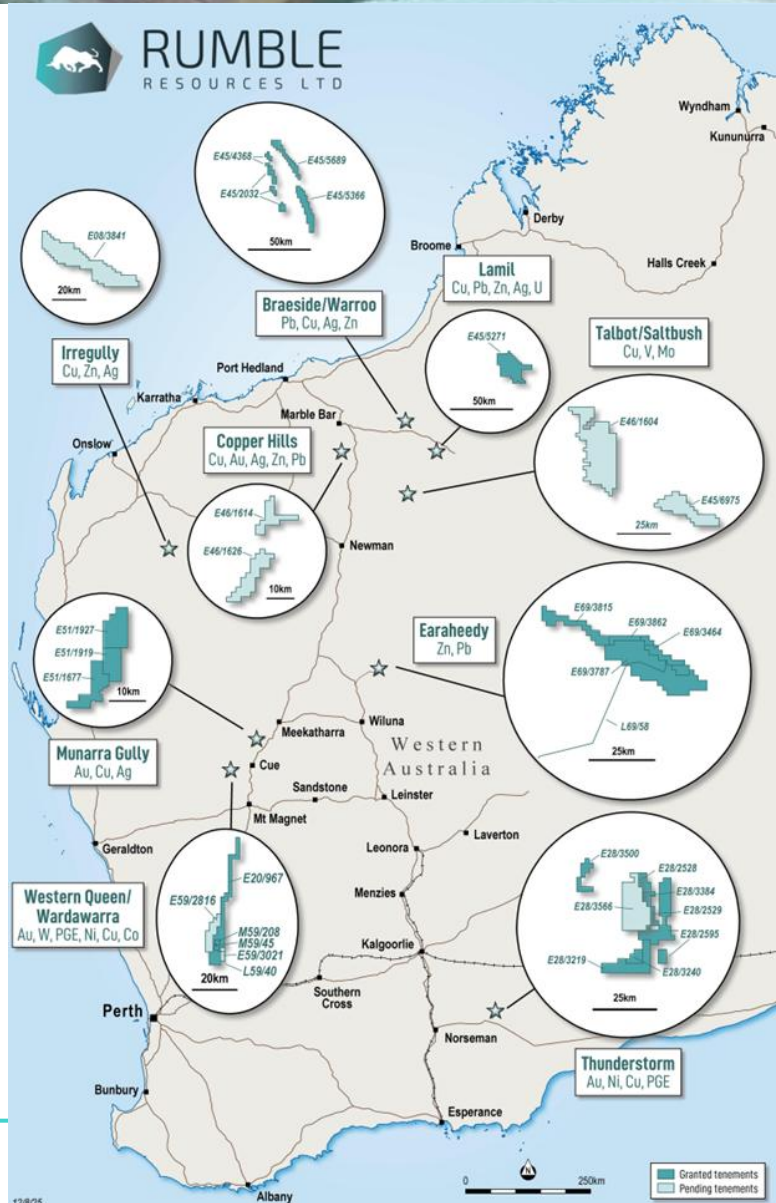

FRASER RANGE – THUNDERSTORM GOLD PROJECT

For personal use only

ACQUISITION[1]

- Rumble has acquired the remaining 70% from IGO
- 3 tenements – E28/2528, 2595, 2529
- $300k in Rumble stock & 1.05% NSR

WHY WE LIKE THUNDERSTORM

Gazelle and Pion have similar characteristics to the palaeochannel/placer gold deposits of Higginsville and Kanowna

Shallow gold mineralisation with high-grade zones at Gazelle point to a potential proximal high-grade basement source

GAZELLE DISCOVERY[1]

Prior wide spaced AC drilling on 1,500m traverses returned high-grade paleo channel gold mineralisation in 2019 including:

- 16m @ 6.69g/t Au from 42m
- 6m @ 9.15g/t Au from 48m

PION DISCOVERY[1]

- 4m @ 3.80g/t Au from 86m
- Gold anomalism in 6 holes over 1.2km area

NEXT STEPS

AC infill drill program at Gazelle being planned

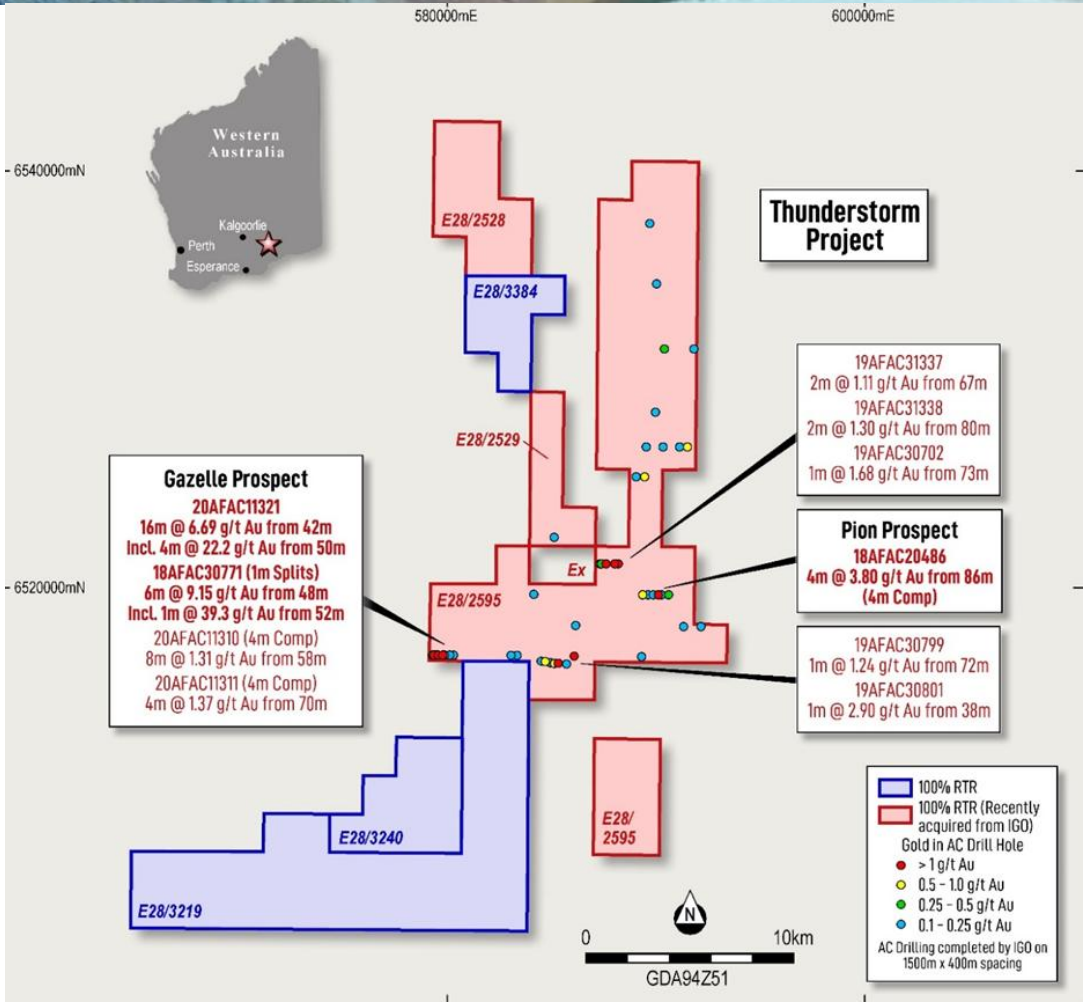

Thunderstorm Project Location & AC Drill Results

1. 1 Refer Company's ASX Announcement 7 April 2025 – Rumble Acquires 100% of Thunderstorm Gold Project

CATALYSTS FOR RE-RATE OF RUMBLE IN 2026

For personal use only

WESTERN QUEEN - GOLD

- More high-grade hits, depth extensions to WQ South & Central
- Execute ore tolling agreement
- Receive approvals for underground mine
- Secure debt funding & make Financial Investment Decision
- Resource upgrade
- Add WQ Central to Mining Inventory (convert more Inf. to Ind.)

WESTERN QUEEN – TUNGSTEN

- Scoping Study
- Resource upgrade
- Local processing option - ie. at Kirkalocka

FRASER RANGE

- Exploration success

EARAHEEDY

- Zinc price – stronger
- Optimised products – separate Zn and Pb/Ag concs.

NEW INVESTORS/CORPORATE ACTIVITY

- More Institutions on register
- More buying in the junior gold sector
- Recognise the tungsten production potential

RUMBLE
RESOURCES LTD

CONTACT US

Level 1, 16 Ord Street
West Perth WA 6005

+61 8 6555 3980

+61 8 6555 3981

info@rumbleresources.com.au

rumbleresources.com.au

For personal use only