For personal use only

Macquarie Australia Conference 2026

Dale Henderson,
Managing Director and CEO

5 May 2026

ASX: PLS

Important notices

For personal use only

This document has been prepared by PLS Group Limited ("PLS" or the "Group") and is dated 5 May 2026.

Not an offer of securities

This document is provided for informational purposes only and does not constitute or contain an offer, invitation, solicitation or recommendation with respect to the purchase or sale of any securities in PLS. This document is not a prospectus, product disclosure statement or other offering document under Australian law or any other law, will not be lodged with the Australian Securities and Investments Commission, and may not be relied upon by any person in connection with an offer or sale of PLS' securities. This document may not be copied, disclosed, reproduced or distributed to any other person in whole or in part for any purpose without the express prior written consent of PLS.

Summary information

This document contains summary information about PLS and its activities that is current as at the date of this document unless otherwise stated. The information in this document is general in nature and does not contain all the information which a prospective investor may require in evaluating a possible investment in PLS or that would be required in a prospectus or a product disclosure statement prepared in accordance with the Corporations Act 2001 (Cth) ("Corporations Act") or the securities laws of any other jurisdiction. The information in this document should be read in conjunction with PLS' other periodic and continuous disclosure announcements lodged on the ASX.

No liability

The information contained in this document has been prepared in good faith by PLS, however no guarantee, representation or warranty expressed or implied is or will be made by any person (including PLS and its affiliates and their directors, officers, employees, associates, advisers and agents) as to the accuracy, reliability, correctness, completeness or adequacy of any statements, estimates, options, conclusions or other information contained in this document. No person other than PLS is responsible for the preparation of this document. To the maximum extent permitted by law, PLS and its affiliates and their directors, officers, employees, associates, advisers and agents each expressly disclaims any and all liability, including, without limitation, any liability arising out of fault or negligence, for any loss arising from the use of or reliance on information contained in this document including representations or warranties or in relation to the accuracy or completeness of the information, statements, opinions, forecasts, reports or other matters, express or implied, contained in, arising out of or derived from, or for omissions from, this document including, without limitation, any financial information, any estimates, forecasts, or projections and any other financial information derived therefrom. Statements in this document are made only as of the date of this document unless otherwise stated and the information in this document remains subject to change without notice. No responsibility or liability is assumed by PLS or any of its affiliates (or their directors, officers, employees, associates, advisers and agents) for updating any information in this document or to inform any recipient of any new or more accurate information or any errors or mis-descriptions of which PLS or any of its affiliates or advisers may become aware.

Not financial product advice

This document does not constitute financial product advice or take into account your investment objectives, taxation situation, financial situation or needs. Nothing in this document is intended to be or imply a recommendation or a statement of opinion in respect of whether to buy, sell or hold a financial product. An investment in PLS is considered to be speculative in nature and is subject to known and unknown risks, some of which are beyond the control of PLS. Before making any investment decision in connection with any acquisition of securities, investors should consult their own legal, tax and/or financial advisers in relation to the information in, and action taken on the basis of, this document.

Forward looking statements

This document contains forward looking statements. All statements, other than statements of historical or present facts, are forward looking statements, including but not limited to, those regarding possible or assumed production, sales, future capital and operating costs, projected timeframes, performance, dividends, returns, revenue, exchange rates, potential growth of PLS, the timing and amount of synergies, the future strategies, results and outlook of the Pilgangoora Operation, the outcomes of preliminary and definitive feasibility studies, projections, guidance on future earnings and estimates, industry growth, commodity or price forecasts, or other projections and any estimated Group earnings are or may be forward looking statements. Forward looking statements may be identified by words such as 'project', 'foresee', 'plan', 'expect', 'aim', 'intend', 'anticipate', 'believe', 'estimate', 'may', 'should', 'will' or similar expressions.

Forward looking statements are provided as a general guide only and should not be relied upon as an indication or guarantee of future performance. These statements relate to future events and expectations and as such involve known and unknown risks and significant uncertainties, many of which are outside the control of PLS. Actual results, performance, actions and developments of PLS may differ materially from those expressed or implied by the forward looking statements in this document. Such forward looking statements speak only as of the date of this document. There can be no assurance that actual outcomes will not differ materially from these statements. To the maximum extent permitted by law, PLS and any of its affiliates and their directors, officers, employees, agents, associates and advisers: disclaim any obligations or undertaking to release any updates or revisions to the information in this document to reflect any change in expectations or assumptions; do not make any representation or warranty, express or implied, as to the accuracy, reliability or completeness of the information in this document, or likelihood of fulfilment of any forward-looking statement or any event or results expressed or implied in any forward-looking statement; and disclaim all responsibility and liability for these forward-looking statements (including, without limitation, liability for negligence). Nothing in this document will under any circumstances create an implication that there has been no change in the affairs of PLS since the date of this document.

Guidance as to Production, Unit Costs and Capital Expenditure

Any guidance as to production, unit costs and capital expenditure in this document is based on assumptions, budgets and estimates existing at the time of assessment which may change over time impacting the accuracy of those estimates. These estimates are developed in the context of an uncertain operating environment including in respect of inflationary macroeconomic conditions and uncertainties surrounding the risks associated with mining and further optimisation of the Pilgangoora Operation operating model which may impact production and have a flow on effect on sales. Actual results may therefore vary significantly depending on these risks and the timing required to address them. These statements should not be relied upon as a predictor of future performance.

Reporting of Mineral Resources and Ore Reserves

Recipients of this document outside Australia should note that it is a requirement of the Australian Securities Exchange listing rules that the reporting of ore reserves and mineral resources in Australia comply with the Australasian Joint Ore Reserves Committee Code for Reporting of Mineral Resources and Ore Reserves (2012 edition) ("JORC Code"), whereas mining companies in other countries may be required to report their ore reserves and/or mineral resources in accordance with other guidelines (for example, SEC mining disclosure rules in the United States). Estimates of reserves and resources are largely dependent on the interpretation of data and may prove to be incorrect over time. No assurance can be given that the reserves and resources presented in the document will be recovered at the levels presented or at all. You should not assume that quantities reported as "resources" are capable of being reclassified as ore reserves under the JORC Code or as reserves under any other reporting regime, including SEC mining disclosure rules. The inclusion of resource estimates should not be regarded as a representation that these amounts can be economically exploited, particularly inferred resources, and you are cautioned not to place undue reliance on those estimates.

Important notices

For personal use only

Important Information regarding Mineral Resources, Ore Reserves and production targets

Information in this document regarding production targets and expansions in nameplate capacity of the Pilgangoora Operation in respect of the P850 and P1000 operating models and the P2000 expansion project, are underpinned solely by the Group's existing Pilgangoora Operation Ore Reserves that have been prepared by a Competent Person (Mr Ross Jaine) in accordance with the JORC Code.

The Pilgangoora Operation Ore Reserve estimates were released by the Group to ASX on 24 August 2023 in its release titled "55Mt increase in Ore Reserves to 214Mt" ("August 2023 Release") and the 2025 Annual Report, dated 25 August 2025, which sets out the adjustment for depletion. The relevant proportions of proved Ore Reserves and probable Ore Reserves underpinning the production targets are 6% proved Ore Reserves and 94% probable Ore Reserves. The Group confirms it is not aware of any new information or data that materially affects the information included in the August 2023 Release or the 2025 Annual Report, and that all material assumptions and technical parameters underpinning the Ore Reserves estimates continue to apply and have not materially changed. The Group confirms that the form and context in which the Competent Person's findings are presented have not been materially modified from the original market announcement.

Reliance on third party information

The views expressed in this document contain information that has, in some respects, been derived from third party sources and has not been independently verified by PLS. Although PLS believes that such sources are reliable, no representation or warranty is made as to the accuracy, completeness or reliability of the third party information. This document should not be relied upon as a recommendation or forecast by PLS.

Rounding

Throughout this document, the sum totals may not add exactly due to rounding.

Past performance

Statements about past performance are not necessarily indicative of, and should not be relied upon as a representation of, future performance.

References to Australian dollars

All references to dollars ($) and cents in this report are to Australian currency, unless otherwise stated.

Acceptance

By accepting, accessing or reviewing this document you acknowledge, accept and agree to the matters set out above.

Authorisation of release

Release of this presentation is authorised by Mr Dale Henderson, Managing Director & CEO.

Online communications

PLS encourages investors to be paperless and receive Group communications, notices and reports by email. This will help further reduce our environmental footprint and costs.

Shareholder communications available online include the Annual Report, Voting Forms, Notice of Meeting, Issuer Sponsored Holding Statements and other company related information. Investors can view, download or print shareholding information by choice. To easily update communication preferences, please visit: www.investorcentre.com/au.

Our Purpose

For personal use only

Vision

A leader in the provision of materials supporting the global energy transition

Mission

Powering a sustainable energy future

Strategic pillars

Operate

Deliver our operating performance commitments

Grow

Achieve full potential of our global assets

Chemicals

Extract greater value along the battery materials supply chain

Diversify

Diversify revenue beyond Pilgangoora

Positioned for value creation through the cycle

Resilient operations, strategic flexibility and financial strength to navigate market cycles

For personal use only

Strategically positioned

Exposure to **established** and ex-China **supply chains** with flexible **operating platform**

100% owned assets

in both **Australia** and **Brazil** providing **full control** and **leverage** to **upstream pricing. Pilgangoora** is a **Tier 1 producing asset** with **~31 year mine life**[1]

Significant and high value growth

Progressing growth optionality **upstream** and **downstream – disciplined investments** to provide further diversification

Financial flexibility

Strong cash flow from operations with **$1,455M**[2] **cash balance** with **~$2.1B**[2] **liquidity**

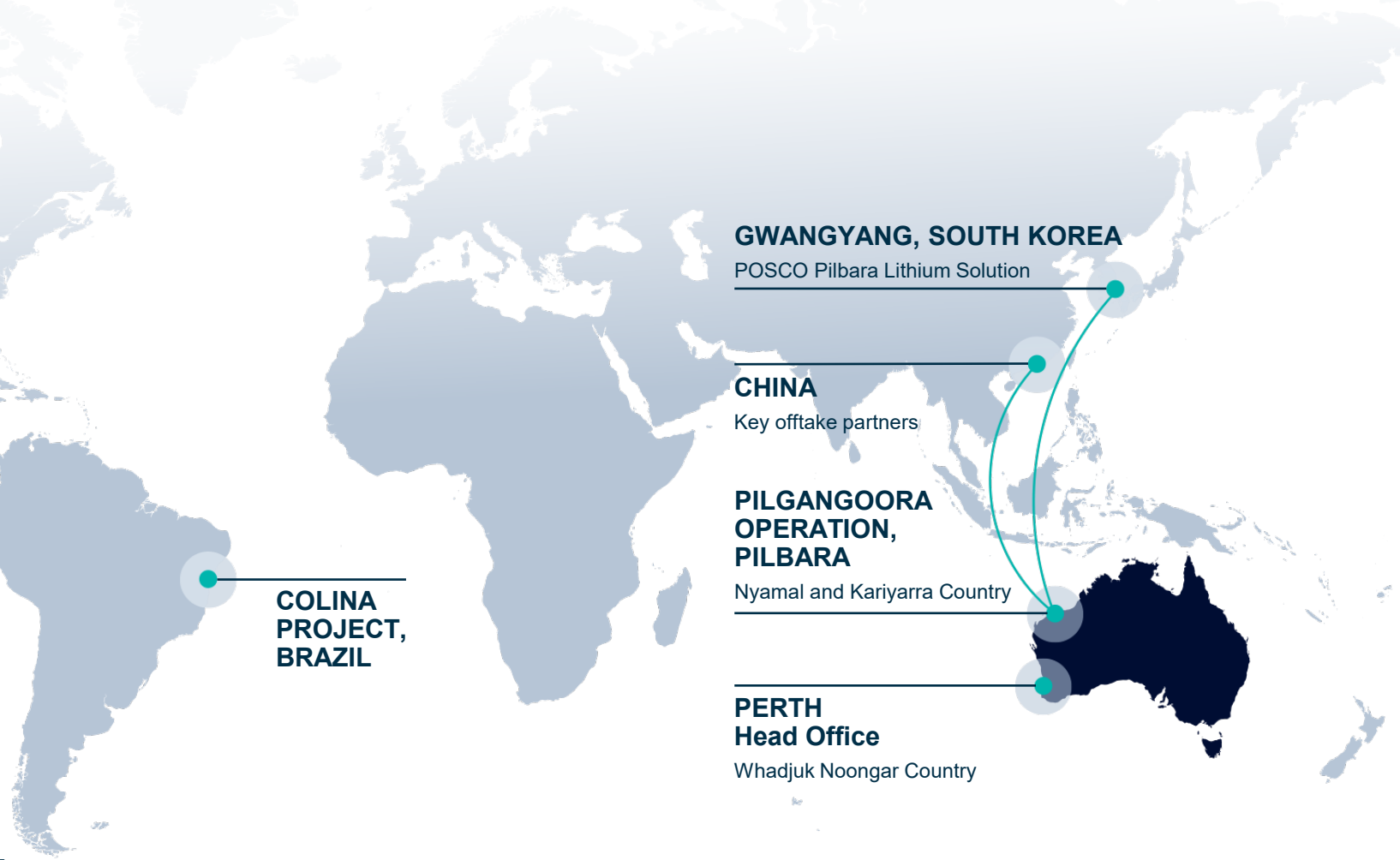

1. For more information refer to ASX release "55Mt increase in Ore Reserves to 214Mt" dated 24 August 2023 and the 2025 Annual Report dated 25 August 2025.
2. As at 31 March 2026.

March Quarter highlights

Strong increase in pricing supports cash flow

For personal use only

Operations

12%
vs Dec Q

232.4kt
produced

Pricing

61%
vs Dec Q

US$1,867/t [1]
SC5.2

Revenue

52%
vs Dec Q

$567M [2]
Group revenue

Cash

52%
vs Dec Q

$1,455M [3]
Cash balance

Positioned for growth

Ngungaju restart – underway and on schedule for July 2026

Upstream portfolio – P2000 and Colina studies continue to progress

1. Average estimated 5.2 Li_2O grade (SC5.2 CIF China) equivalent sales price over the Quarter as at 15 April 2026. The final adjusted price may be higher or lower.
2. March Quarter 2026 sales were 195.7kt with an average shipped grade of ~SC5.2 Li_2O
3. As at 31 March 2026.

Benefitting from structural volatility

Value accruing in operators with structural cost advantages, strong balance sheets and disciplined capital allocation

For personal use only

Revenue [1]
($M)

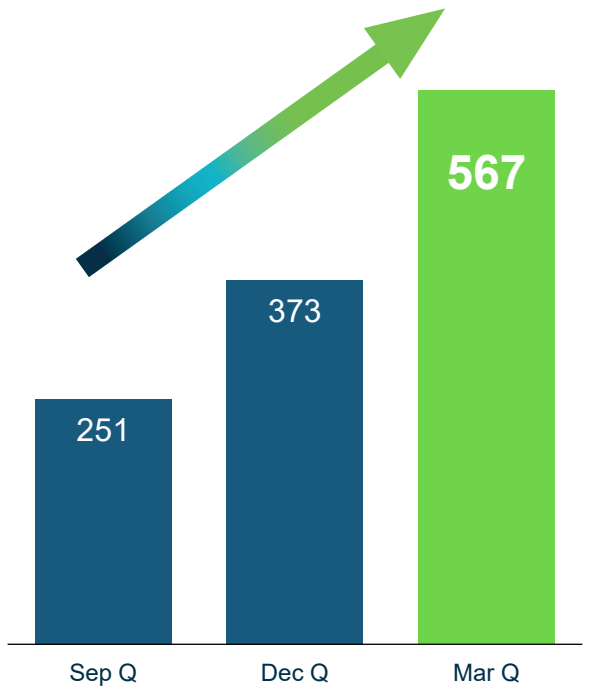

Cash margin from Operations [1, 2]
($M)

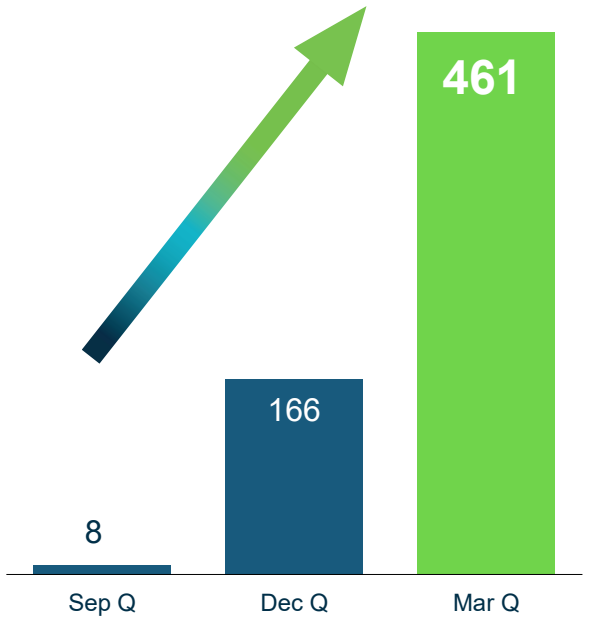

Cash [1, 3]
($M)

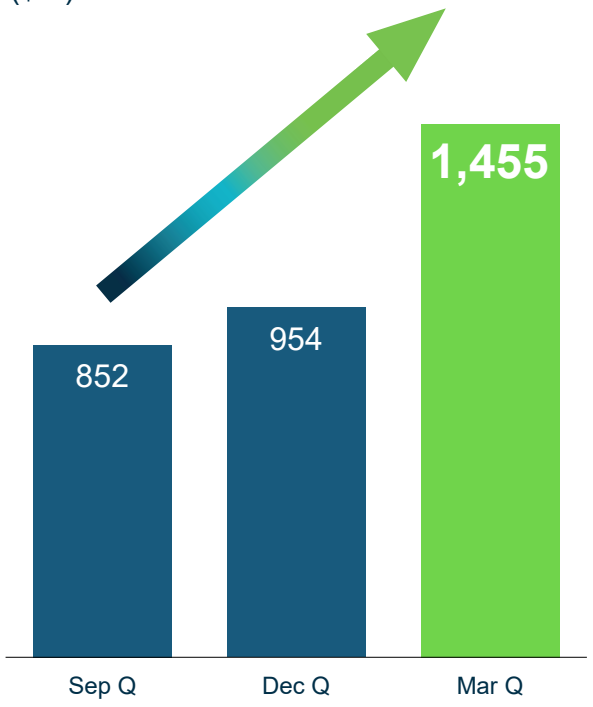

1. Actual September, December and March Quarter FY26.
2. Cash margin from operations is calculated as receipts from customers less payments for operational costs.
3. Cash balance at end of each Quarter.

For personal use only

Positioned for growth

PLS is one of the world's largest lithium producers

Top 3 global primary lithium producer with further production growth potential

For personal use only

Global primary lithium production – key peers
CY25 Primary production kt LCE, attributable basis[1]

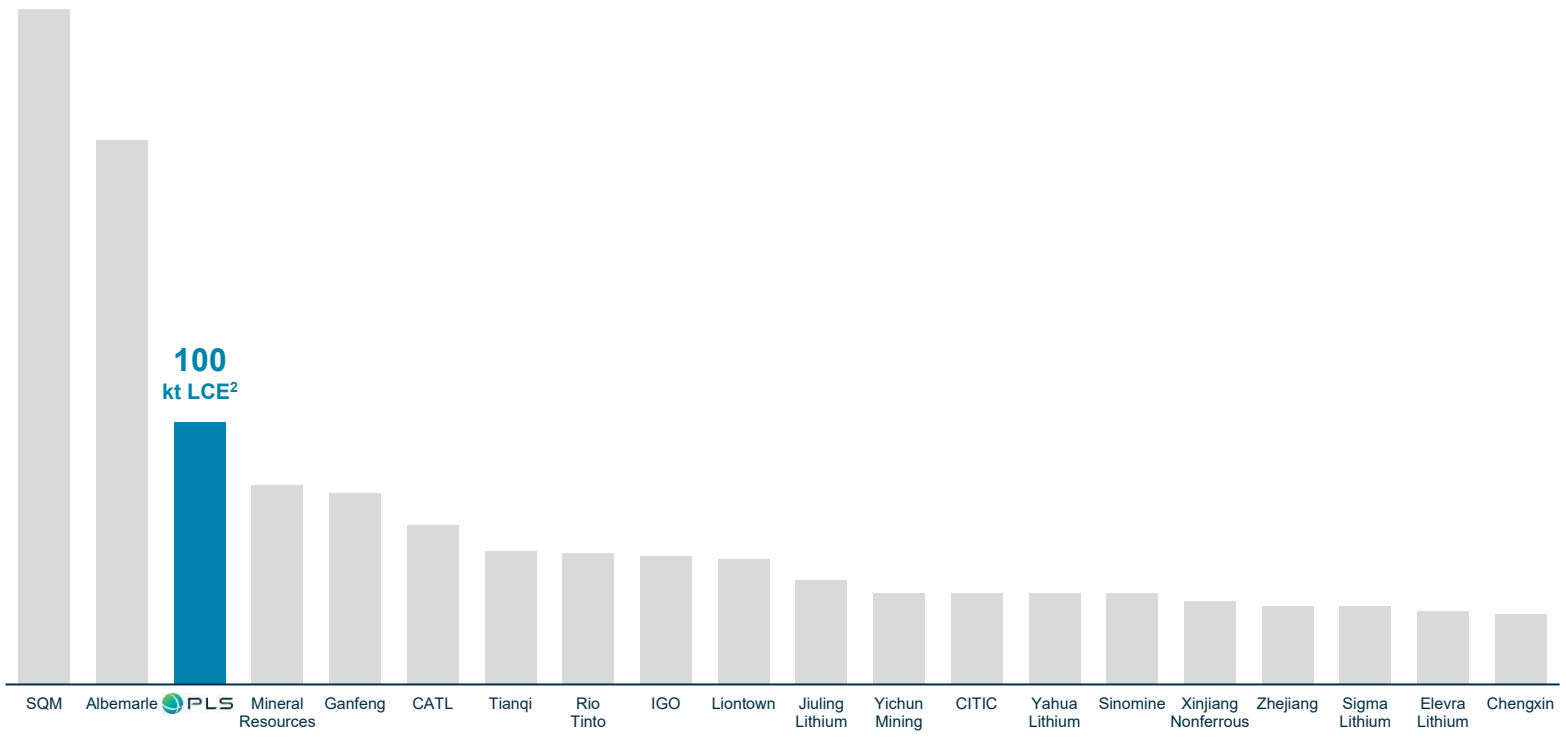

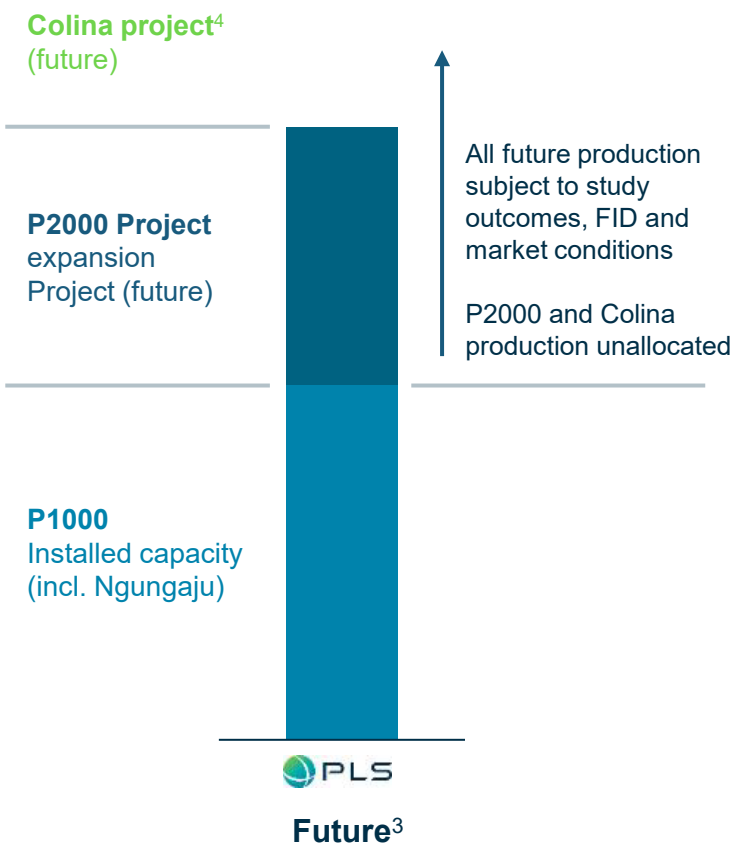

1. Sourced from *Benchmark Mineral Intelligence Lithium Forecast* as of March 2026. Attributable lithium production on ownership basis. Each asset's production pro-rated by equity share.
2. PLS CY2025 production excludes Ngungaju as the facility was in care and maintenance.
3. Illustrative production capacity ('P1000' and 'P2000') based on Ore Reserve grade – actual production will vary year to year and is subject to completion of studies / FID for P2000 Project.
4. Any future production from Colina Project in Brazil is subject to completion of project studies and FID.

Disciplined capital allocation

Multi-year infrastructure investment program under evaluation[1]

For personal use only

Sustain

FY27 capex weighted towards mine development

- Mine Development
- Sustaining capex

Enhance

Supports Pilgangoora at P1000 and positions for P2000

- Access road upgrade
- Permanent village
- Mine Services Facility

Grow

Realising value from our growth portfolio

- P2000 Pre-FID
- Colina Pre-FID

Under evaluation subject to market conditions and Board approval

1. More information will be shared as available ahead of FY27 guidance which is planned for release in the June Quarter 2026 update.

P2000 expansion to double production capacity

Strategically important long term growth optionality

For personal use only

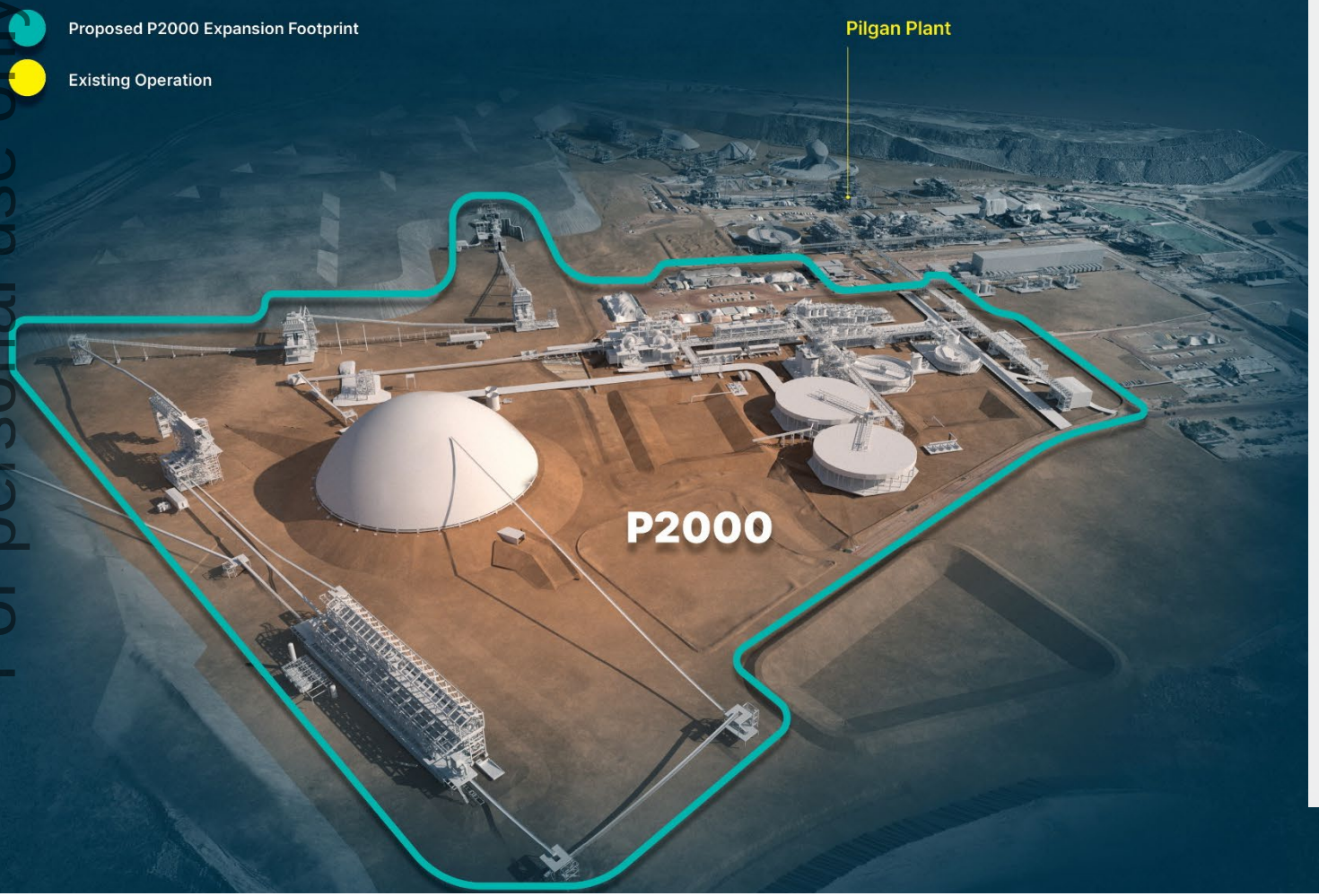

- Potential expansion of Pilgangoora Operation production capacity - increase to ~2Mtpa[1].
- PFS[1] demonstrated a highly accretive expansion option.
- Feasibility Study outcomes due for release in the December Quarter 2026.
- Would require new concentrator adjacent to the existing Pilgan processing facilities - configured to complement existing circuits.
- FID subject to study outcomes, capital allocation framework, funding capacity and market conditions.
- P2000 production volumes unallocated – strategically valuable.

1. For more information see the ASX announcement titled “Study delivers 2MTPA expansion option” dated 21 June 2024.

Long mine life supports further investment

Multi-year investment under evaluation to improve efficiency and reliability

For personal use only

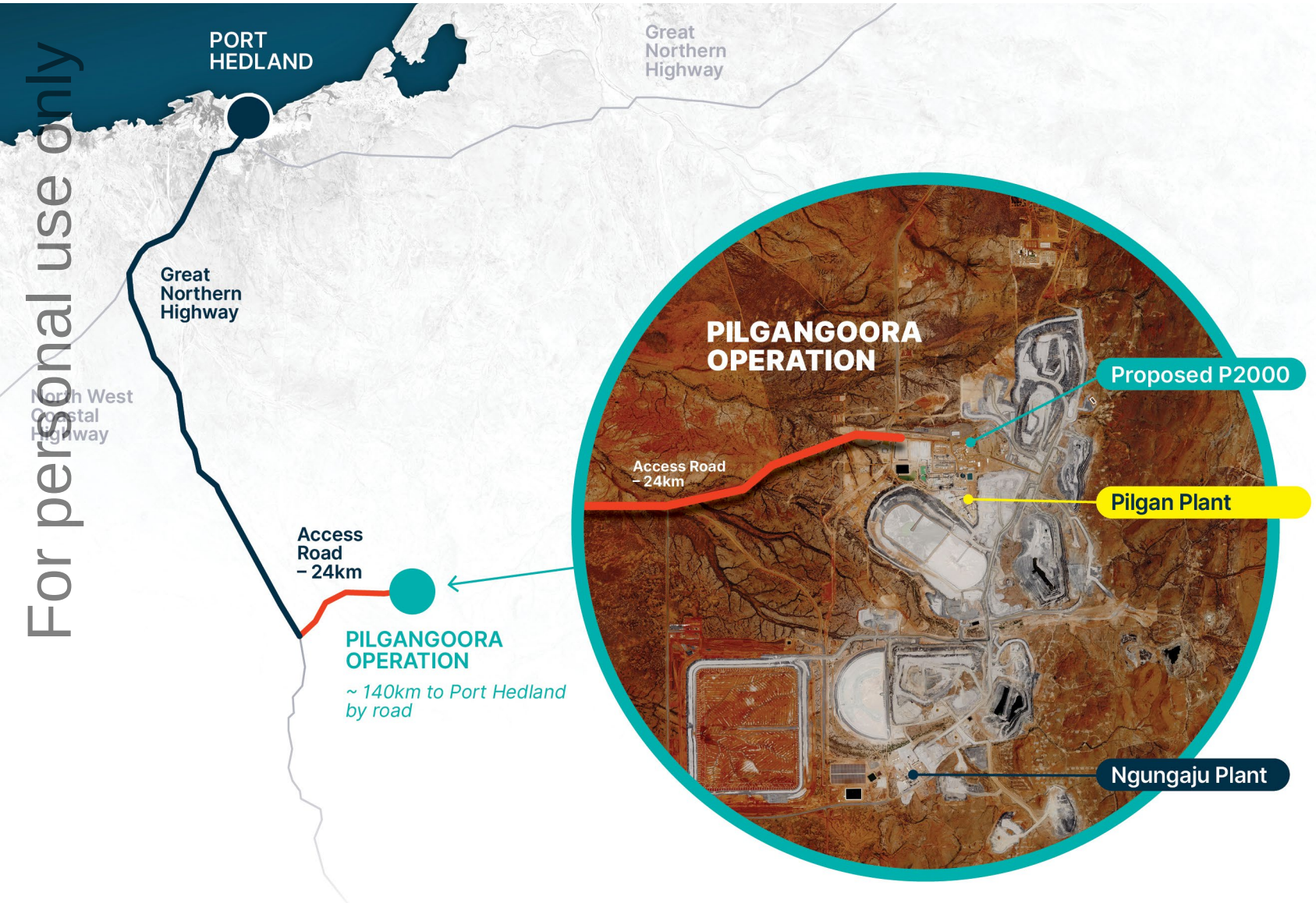

Access road upgrade

- Sealed ~24km mine access road.
- Supports upgrade to quad road trains and faster road speeds.
- Reduces water usage and improves safety.

New village

- New 800 bed, cyclone rated, permanent village.
- Scalable for P2000 workforce.

Mine Services Facility

- Supports transition to owner operator mining fleet.
- 8 bays for Heavy Machinery Equipment maintenance (including life-cycle tasks onsite).

Phased organic growth opportunities

Growth remains disciplined - staged, returns-gated and supported by balance sheet strength

For personal use only

Ngungaju Plant restart

- Restart of ~200ktpa Ngungaju Plant – first ore July 2026.
- Ramp up to steady state in September Quarter.
- Recruitment activities, and other operational readiness, progressing well.

Colina Project, Brazil

- Greenfields development project in Minas Gerais, Brazil.
- Feasibility study outcomes due December Quarter 2027.
- Development timing dependent on successful studies, funding and sustained higher lithium pricing environment.

E-mobility demand accelerating globally

Global growth remains positive as new demand drivers emerge

For personal use only

EV sales (M units) **— 7x growth since 2020**[1]

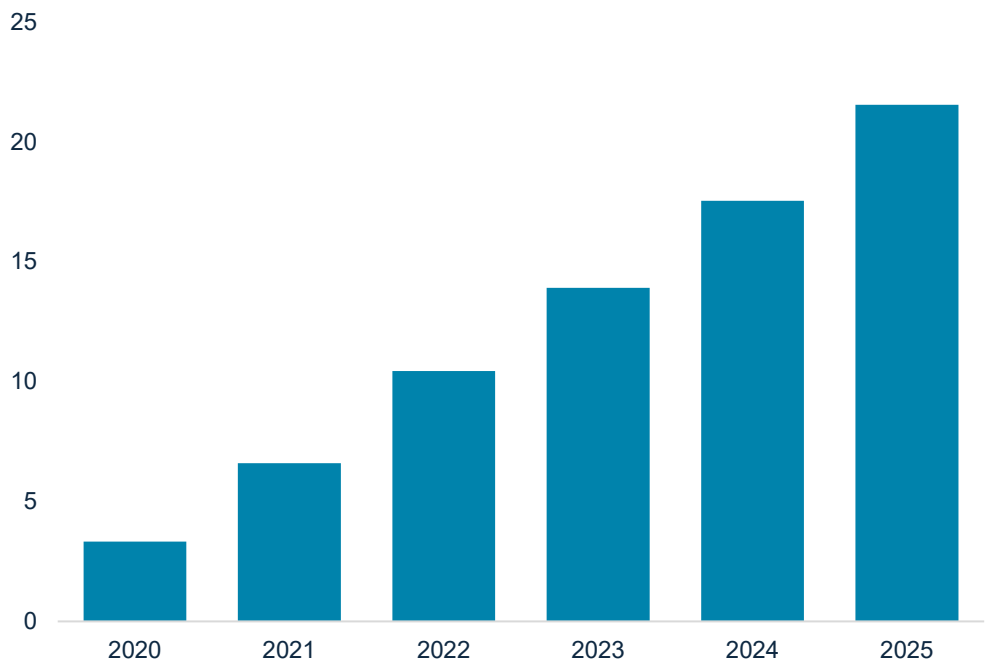

Heavy duty commercial vehicle sales (k units)[1]

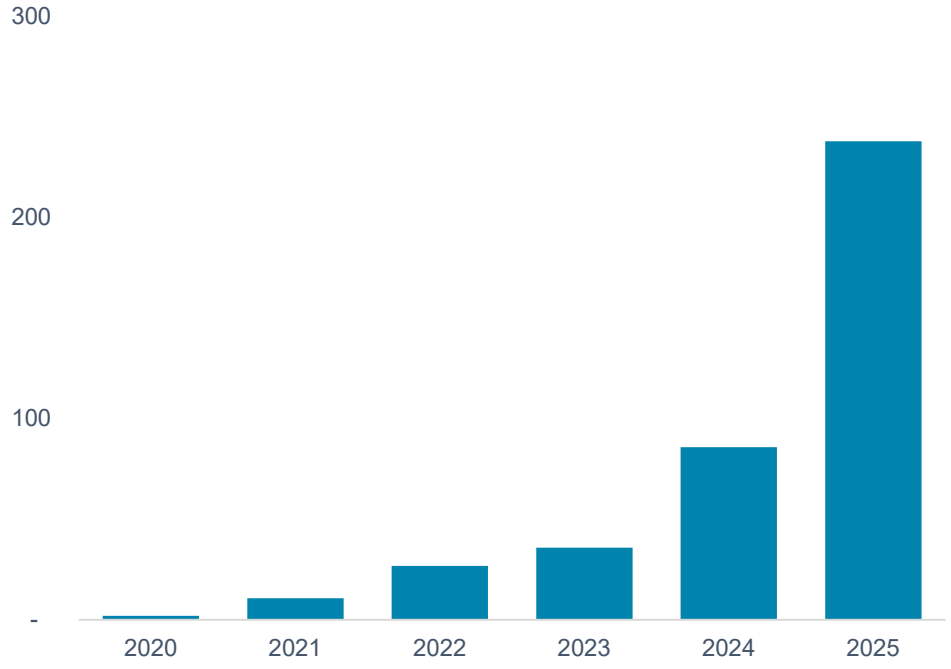

1. Benchmark Mineral Intelligence as of March 2026

Market tightness expected to persist

Constrained supply, strong demand and energy security support the long-term outlook

For personal use only

Lithium demand by end-use (kt LCE)[1]

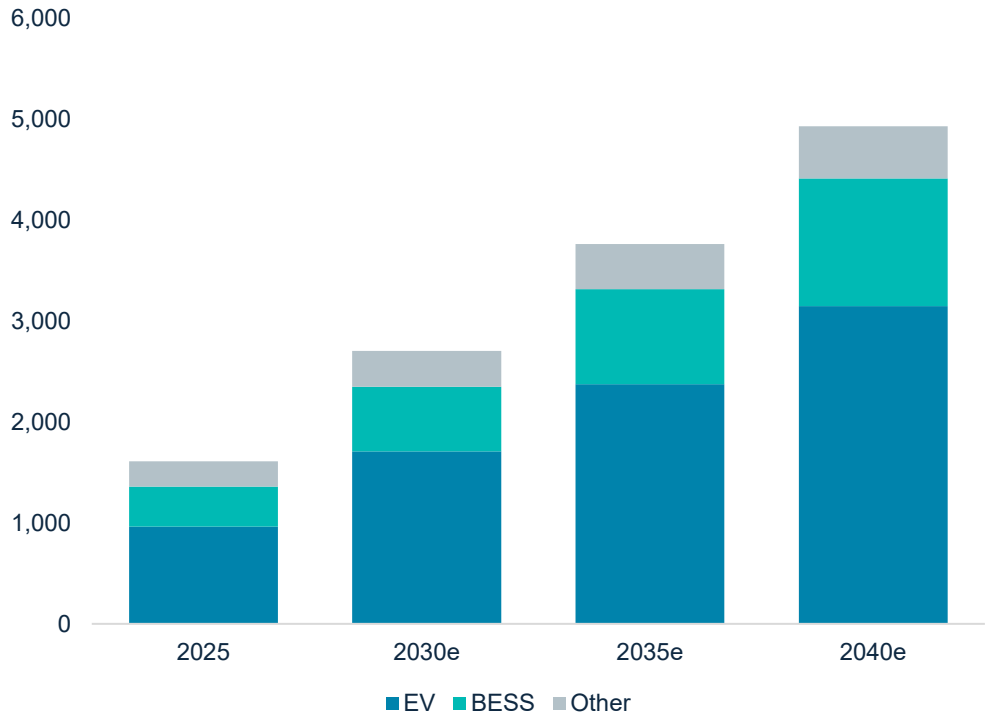

Lithium supply and demand forecast (Mt LCE)[1]

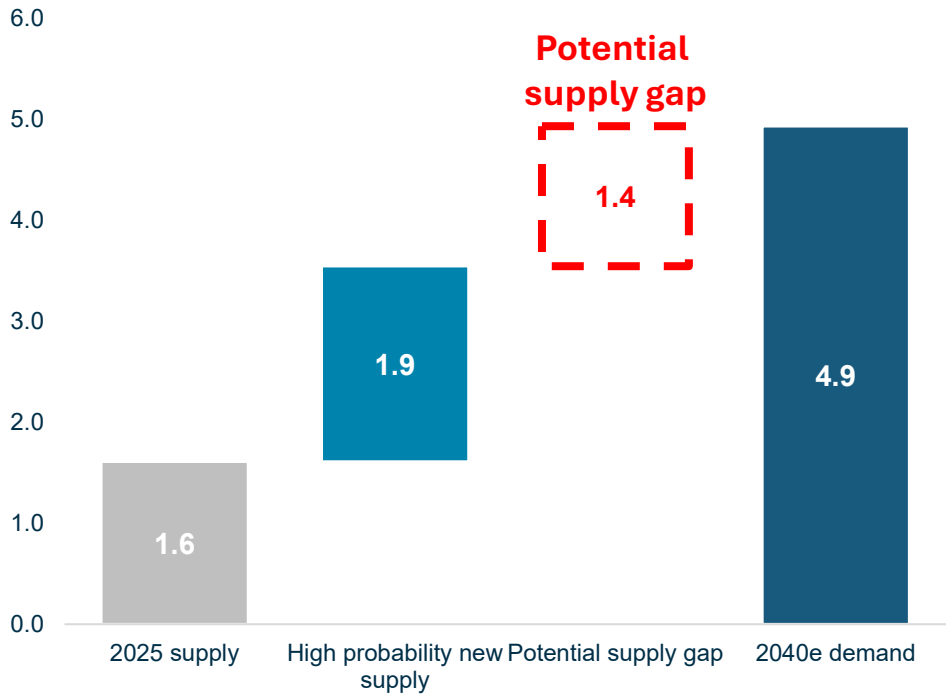

1. Benchmark Mineral Intelligence as of March 2026.

Questions

For personal use only

Contacts

For personal use only

Investor Relations
James Fuller
Group Manager Investor Relations
T: +61 (0) 488 093 763
James.Fuller@pls.com

Media
Michael Vaughan
Fivemark Partners
T: +61 (0) 422 602 720