RUMBLE RESOURCES LTD

ASX ANNOUNCEMENT

30 April 2026

March 2026 Quarterly Report

Rumble Resources Ltd **(ASX: RTR) ("Rumble" or "the Company")** is pleased to provide a summary of activities conducted during the March 2026 Quarter. The Company is focused on growing the gold and tungsten resources at Western Queen, moving into production to generate cash flow, advancing the emerging world class Earaheedy Zinc-Lead-Silver Project and progressing the other exploration projects in the portfolio.

HIGHLIGHTS

WESTERN QUEEN GOLD - TUNGSTEN PROJECT

1. Major diamond drilling campaign reported multiple high-grade gold and tungsten intersections

- The diamond drilling program was completed in mid-April, primarily targeting high-grade infill and down plunge gold extensions to the Western Queen South and Central deposits
- **Drilling at Western Queen Central returned multiple exceptional intercepts** beneath the historical underground stopes, including:
  - **5.8m @ 30.72g/t Au** from 314.6m
  - **6.3m @ 24.88 g/t Au** from 305m
  - **6.9m @ 24.81 g/t Au** from 290.1m
  - **9.45m @ 11.23 g/t Au** from 331.6m
- Drilling at **Western Queen South** returned multiple high-grade and broad gold intercepts including:
  - **22.7m @ 2.84g/t Au** from 203.3m
  - **11m @ 3.00g/t Au** from 247m
  - **12m @ 3.40g/t Au** from 283m
  - **11m @ 3.99g/t Au** from 284m
  - **6m @ 5.05g/t Au** from 242m
  - **12.2m @ 5.13 g/t Au** from 456m
  - **10m @ 3.39 g/t Au** from 215m and **16m @ 2.17 g/t Au** from 233m
  - **5m @ 4.90 g/t Au** from 326m
  - **8m @ 4.03 g/t Au** from 300m
  - **17m @ 2.62 g/t Au** from 344m
  - **6m @ 5.60g/t A**u from 253m

For personal use only

For personal use only

- The aims of the drill program were to:
  - Grow the existing **Western Queen Gold Resources of 3.72Mt @ 3.10g/t Au for 370,000 oz Au**[1]
  - Infill the existing **Western Queen South Resource of 2.32Mt @ 2.66g/t Au for 198,900 oz**[1] with the goal of reclassifying a significant portion of the Inferred Resources to the Indicated category
  - Grow and upgrade the **Western Queen Tungsten Resource of 4.31Mt @ 0.31% WO_3 for 13.2kt WO_3**[2]

2. Tungsten Metallurgy

- Initial conventional gravity laboratory testwork confirmed a very marketable WO3 concentrate with a 48% grade at a 45% recovery
- A flowsheet has been developed that separates both gold and scheelite with minimal losses (<1 %) of gold to the scheelite (WO_3) concentrate
- The scheelite gravity flowsheet can be a simple 'bolt-on' processing facility which could be integrated into an existing gold plant

3. Mine Development

- The underground mining Scoping Study on **Western Queen South**, was delivered in November 2025, showing very attractive economic metrics[3]:
- An underground mining Feasibility Study is due to be delivered by mid-year along with an **updated Mineral Resource Estimate** to incorporate material **from both Western Queen South and Central.**
- A Scoping Study has commenced on mining and processing tungsten material from Western Queen which could be mined concurrently with the gold mineralisation
- Solid progress with third party ore processing
  - A non-binding MoU signed with Gylden Resources in October 2025 to process Western Queen ore through Gylden's Kirkalocka operation[4]
  - A toll treating agreement currently being negotiated with Gylden
- Permitting
  - All necessary documentation for approval of underground mining operations has been submitted to relevant government departments, and all approvals should be received during the June Quarter
- Gold royalty
  - Negotiations are well advanced on a gold production royalty from Western Queen for an upfront cash payment

EARAHEEDY ZINC-LEAD-SILVER PROJECT

Metallurgical testwork to optimise the concentrate products from Earaheedy has been completed and will be reported in the June Quarter.

---

[1] *Refer to Rumble ASX release 23 July 2025 "Significant Increase to Western Queen Gold Resources 370koz @ 3.1g/t Au"*

[2] *Refer to Rumble ASX release 11 August 2025 "Maiden Tungsten Resource at Western Queen Project".*

[3] *Refer to Rumble ASX release 27 November 2025 "Western Queen South Scoping Study Highlights Robust Underground Mining Project"*

[4] *Refer to Rumble ASX release 22 October 2025 "Western Queen Drilling & Development Update"*

For personal use only

EXPLORATION AND DEVELOPMENT ACTIVITIES

Rumble has a significantly advanced exploration portfolio in Western Australia hosting a mixture of gold, base metals and specialty metals (refer to Figure 1).

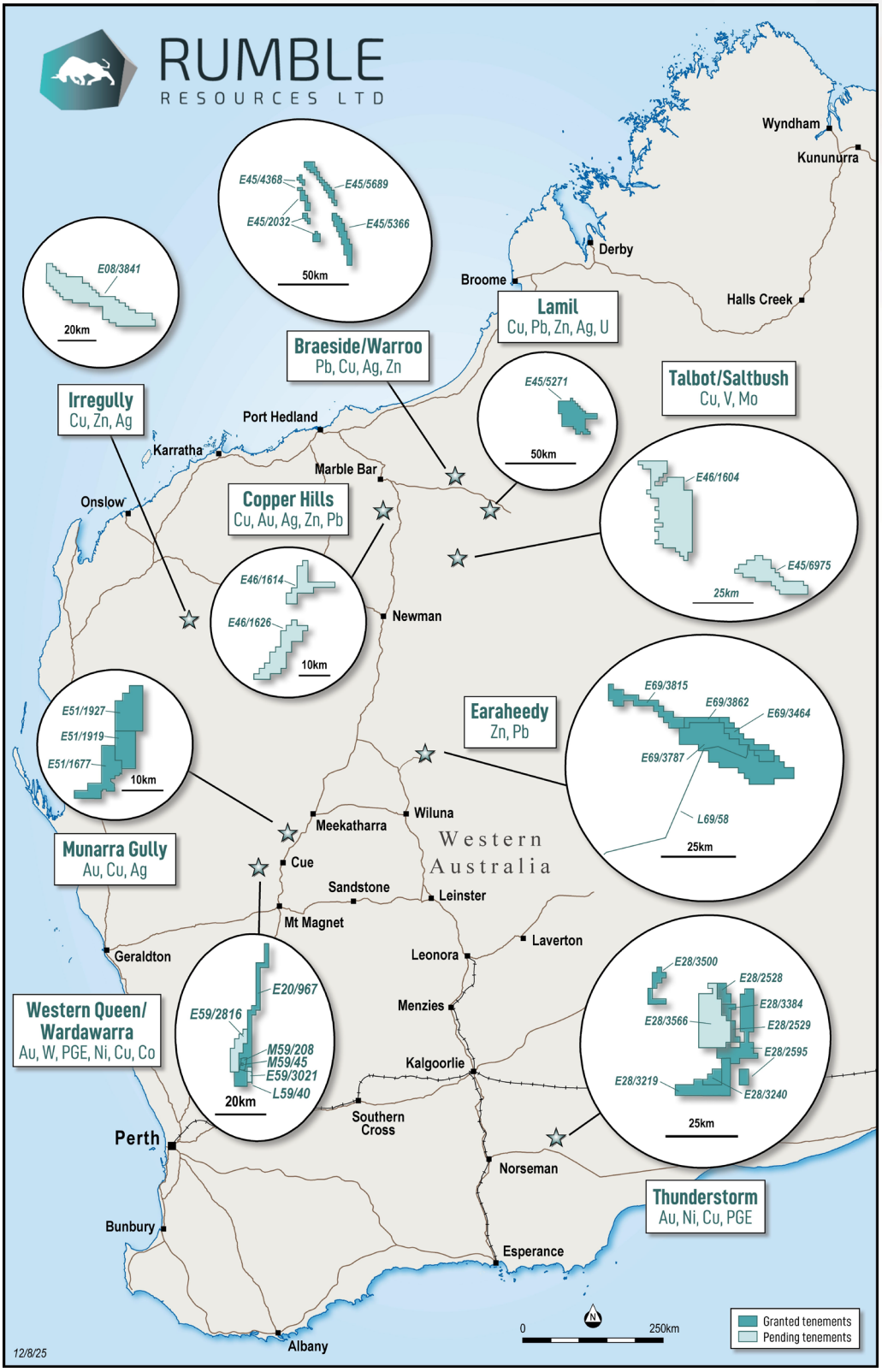

Figure 1 – Location of Company's Projects

For personal use only

Western Queen Gold -Tungsten Project, Mt Magnet, Western Australia

The Western Queen Project is located approximately 110km west of Mt Magnet in WA and within a 200km radius of five gold processing plants (refer to Figure 2). Rumble has signed a non-binding MoU with Gylden Resources Pty Ltd (Gylden) to process Western Queen ore through Gylden's Kirkalocka plant which has a capacity of 2Mtpa and is circa 180km by road from Western Queen. A toll treatment agreement to treat 100% of the anticipated production from Western Queen is being negotiated with Gylden and those negotiations advanced considerably during the quarter.

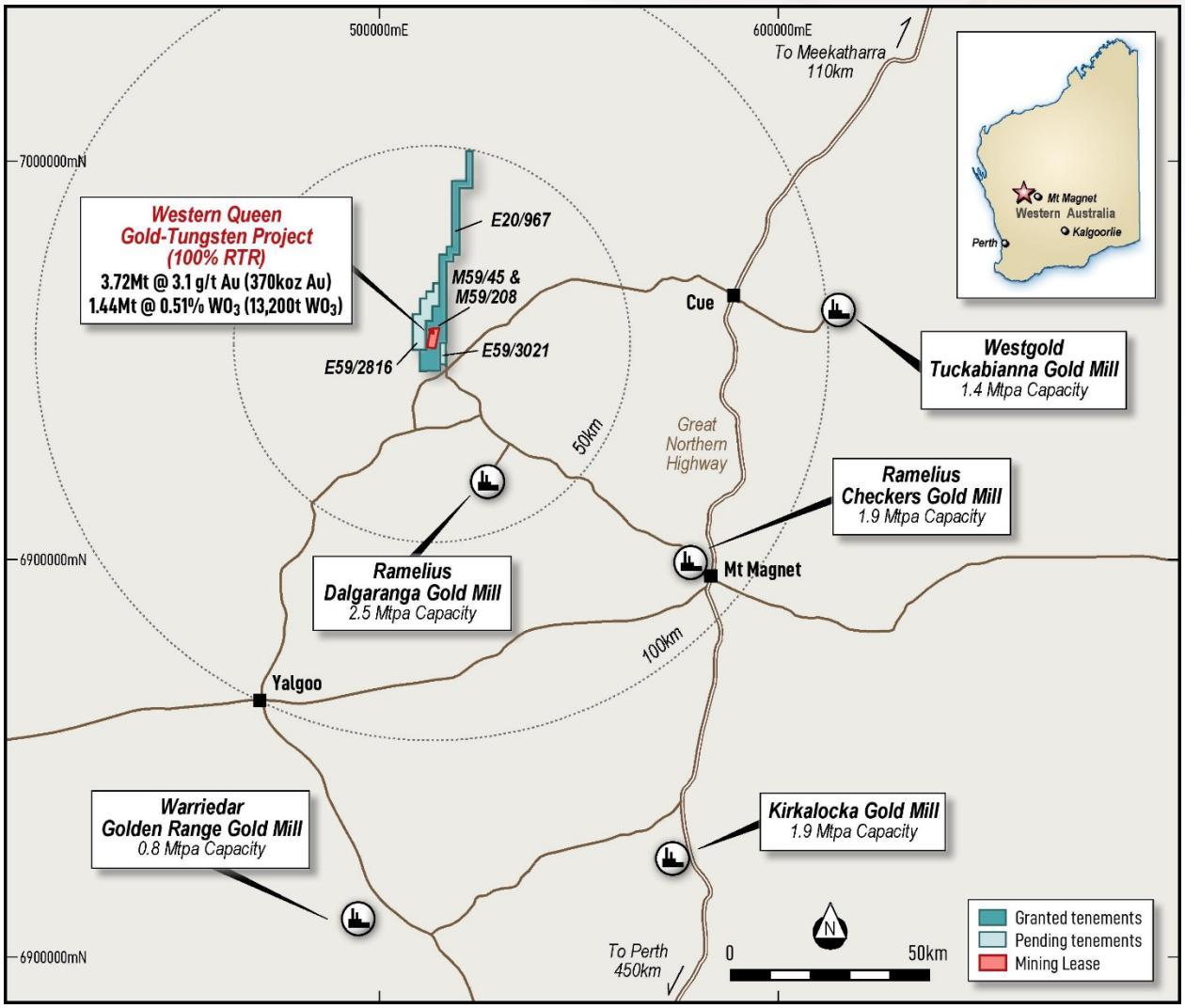

Figure 2 - Western Queen mining leases location and proximity to existing mills

Exploration Drilling at Western Queen

Rumble commenced a major diamond drilling program at Western Queen in October 2025. By the end of the March Quarter a total of 42 holes had been drilled, 32 at Western Queen South and ten at Western Queen Central for a total of 15,844m. The program was completed in mid- April 2026.

For personal use only

- **Drill results to date**
  - Drilling at **Western Queen Central** focused on delineating a zone of high-grade gold mineralisation beneath the historical underground stopes. Several exceptional intercepts were returned[5] (see Figure 3) as follows:
    - **5.8m @ 30.72g/t Au** from 314.6m (WQDD052)
    - **6.3m @ 24.88 g/t Au** from 305m (WQDD057)
    - **6.9m @ 24.81 g/t Au** from 290.1m (WQDD059)
    - **8m @ 4.23 g/t Au** from 296m (WQDD058)
  - After the end of the March Quarter the following high-grade result from this zone was announced[6]:
    - **9.45m @ 11.16 g/t Au** from 331.55m (WQDD063)

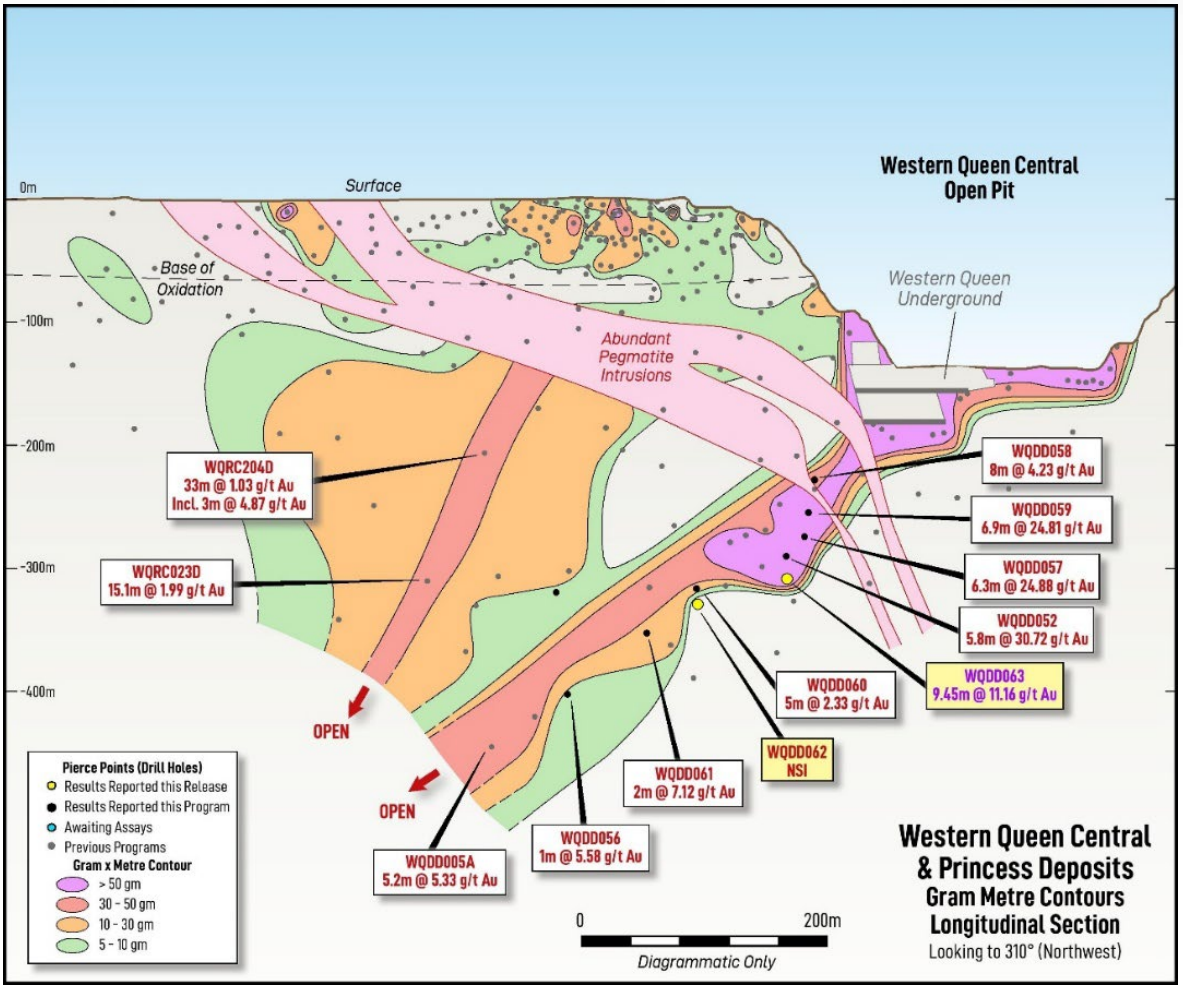

Figure 3 – Western Queen Central and Princess longitudinal section showing gram x metre contours, select drill hole intersections and drill intersection awaiting assay results

[5] *Refer to Rumble ASX releases:*
- *14 January 2026 "Multiple high-grade gold intercepts at Western Queen including 30.72g/t Au over 5.8 metres"*
- *12 February 2026 "High-grade gold intercept extends Western Queen South mineralisation to over 500m down plunge"*
- *12 March 2026 "Western Queen continues to deliver high-grade gold and tungsten intercepts including 24.81g/t Au over 6.9m"*

[6] *Refer to Rumble ASX release 28 April 2026 "Diamond drilling further extends high-grade shoot at Western Queen Central"*

For personal use only

- Drilling at **Western Queen South** focused on infill drilling below the limit of the current indicated resource as well as depth extensions. These holes returned multiple high-grade and broad gold intercepts (see Figure 4) including[7]:
  - **22.7m @ 2.84g/t Au** from 203.3m (WQDD033)
    - including **7.2m @ 6.00g/t Au** from 213.8m
  - **11m @ 3.00g/t Au** from 247m (WQDD034)
    - including **4m @ 6.70g/t Au** from 247m
  - **12m @ 3.40g/t Au** from 283m (WQDD036)
    - including **3m @ 7.03g/t Au** from 288m
  - **11m @ 3.99g/t Au** from 284m (WQDD037)
    - including **5m @ 6.99g/t Au** from 286m
  - **6m @ 5.05g/t Au** from 242m (WQDD041)
  - **12.2m @ 5.13 g/t Au** from 456m (WQDD043)
    - including **2.2m @ 23.70 g/t Au** from 466m
  - **10m @ 3.39 g/t Au** from 215m (WQDD045)
    - including **3m @ 8.01 g/t Au** from 219m
    - and 16m @ 2.17 g/t Au from 233m
    - including 4m @ 4.77 g/t Au from 234m
  - 12m @ 2.55 g/t Au from 324m (WQDD047)
    - including **5m @ 4.90 g/t Au** from 326m
  - 27m @ 1.94 g/t Au from 294m (WQDD050)
    - including **8m @ 4.03 g/t Au** from 300m
  - 17m @ 2.62 g/t Au from 344m (WQDD051A)
    - including **2m @ 10.48 g/t Au** from 350m
    - and including 3m @ 4.84 g/t Au from 358m
  - **6m @ 5.60g/t A**u from 253m (WQDD054)
    - and 7m @ 2.03g/t Au from 267m
- Tungsten (WO_3) results were also reported at Western Queen South including:
  - **5.9m @ 0.30% WO_3** from 201m (WQDD033)
  - 2m @ 0.49% WO_3 from 198m (WQDD040)
    - and **6.24m @ 0.30% WO_3** from 223.76m
    - and **2m @ 0.56% WO_3** from 248m
  - **10m @ 0.41% WO_3** from 214m (WQDD045)
  - **4m @ 0.37% WO_3** from 347m (WQDD055)
  - **4m @ 0.43% WO_3** from 254m (WQDD054)

[7] *Refer to Rumble ASX releases:*
- *14 January 2026 "Multiple high-grade gold intercepts at Western Queen including 30.72g/t Au over 5.8 metres"*
- *12 February 2026 "High-grade gold intercept extends Western Queen South mineralisation to over 500m down plunge"*
- *12 March 2026 "Western Queen continues to deliver high-grade gold and tungsten intercepts including 24.81g/t Au over 6.9m"*

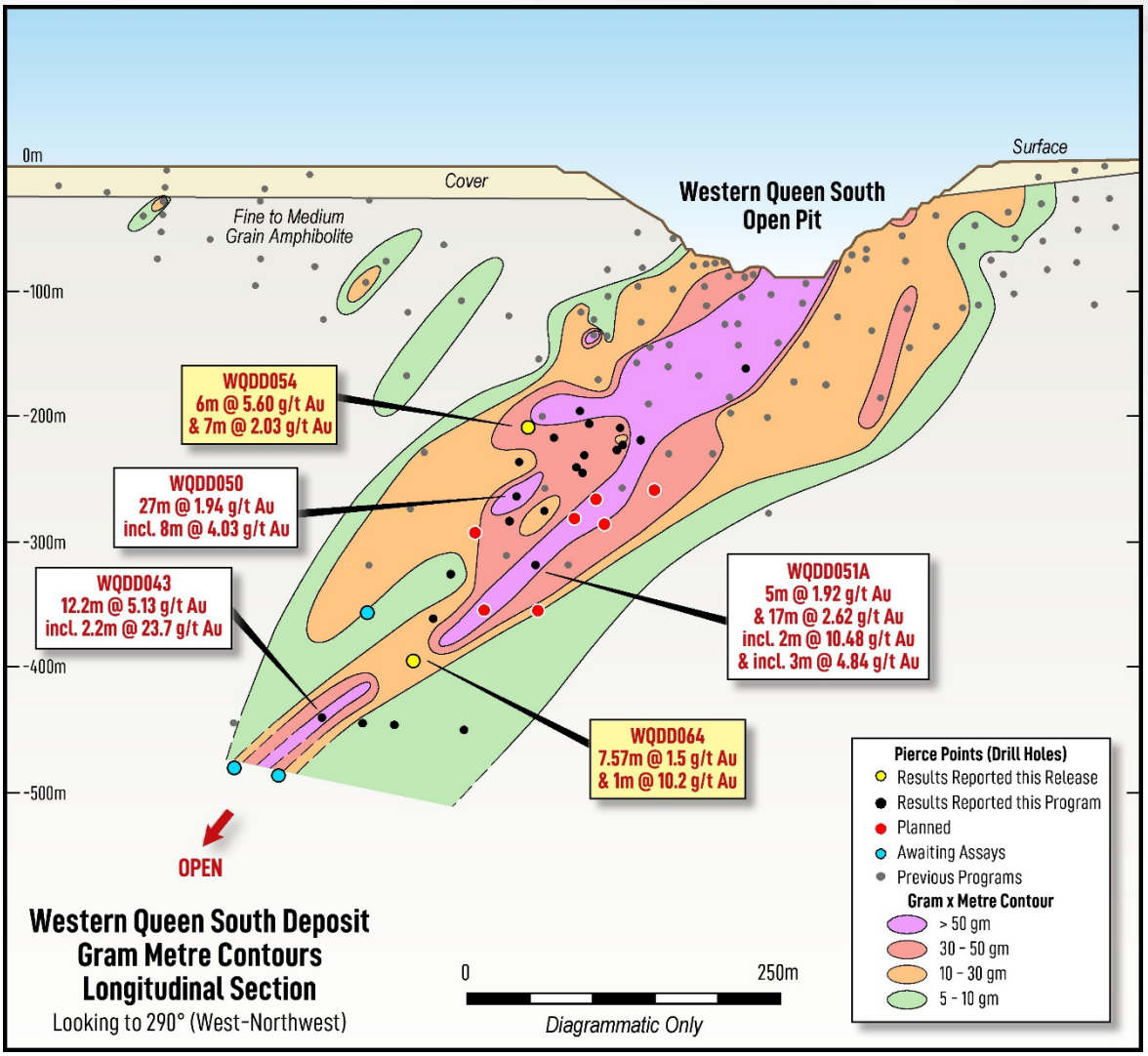

Figure 4 – Western Queen South longitudinal section showing gram x metre contours, select drill hole intersections and drill intersections awaiting assay results

- **The objectives of the recently completed drill program were:**

  1. **Discover and grow gold Resources** - target high-grade, down plunge extensions to the Western Queen South and Central deposits to grow the Western Queen gold Mineral Resource Gold Estimate (MRE) of **3.72Mt @ 3.10g/t Au for a total of 370,000 oz Au**.

  2. **Upgrade Inferred to Indicated Resources** - infill the existing Western Queen South MRE of **2.32Mt @ 2.66g/t Au for 198,900 oz** to convert existing Inferred to Indicated Resources ahead of the commencement of mining operations, subject to permitting, ore sale or an ore toll milling agreement and all other necessary conditions required for a Financial Investment Decision.

For personal use only

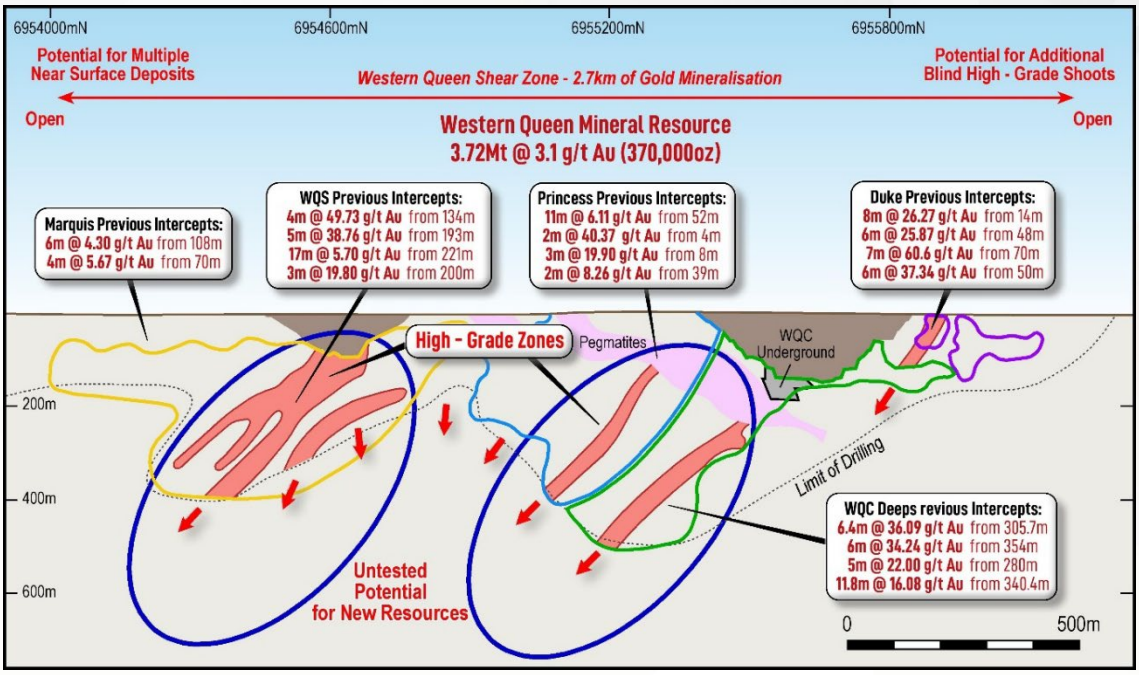

Figure 5 – Long Section showing drill target areas below Western Queen South and Central Deposits

3. **Grow the tungsten Resources** – discover additional high-grade tungsten lodes, which are spatially adjacent, and sub-parallel to, the high-grade gold lodes to grow the previously announced maiden Western Queen Tungsten MRE of **4.31Mt @ 0.31% WO_3 for 13.2Kt WO_3**.
4. **Geotechnical review** – use some selected drill core to understand the geotechnical conditions in the area where the portal and decline is proposed to be located.
5. **Metallurgy** – six holes were used to provide composite and variability samples for a metallurgical test work program to validate the previously achieved high gold recoveries of +93% from prior mining by Equigold, Harmony and Ramelius.

The drill program results will be used to prepare an updated Western Queen MRE for delivery in the June Quarter.

Tungsten Metallurgy

The maiden Western Queen Tungsten Mineral Resource Estimate of **4.31Mt @ 0.31% WO_3 for 13.2Kt WO_3**[8] at a 0.1% WO_3 cut-off was reported in August 2025. The maiden resource contained a higher-grade portion of **1.44Mt @ 0.51% WO_3 for 7.4Kt WO_3** at 0.3% WO_3 cut off (refer Table 1 and Figure 6).

Table 1 – Western Queen August 2025 Tungsten MRE (0.1% WO_3 Cut-off)

Prospect	Inferred Mineral Resource		
	Tonnage kt	WO_3 %	WO_3 t
WQ Central	790	0.27	2,200
Princess	810	0.22	1,800
WQ South	2,710	0.34	9,200
Total	**4,310**	**0.31**	**13,200**

[8] *Refer to Rumble ASX release 11 August 2025 "Maiden Tungsten Resource at Western Queen Project"*

For personal use only

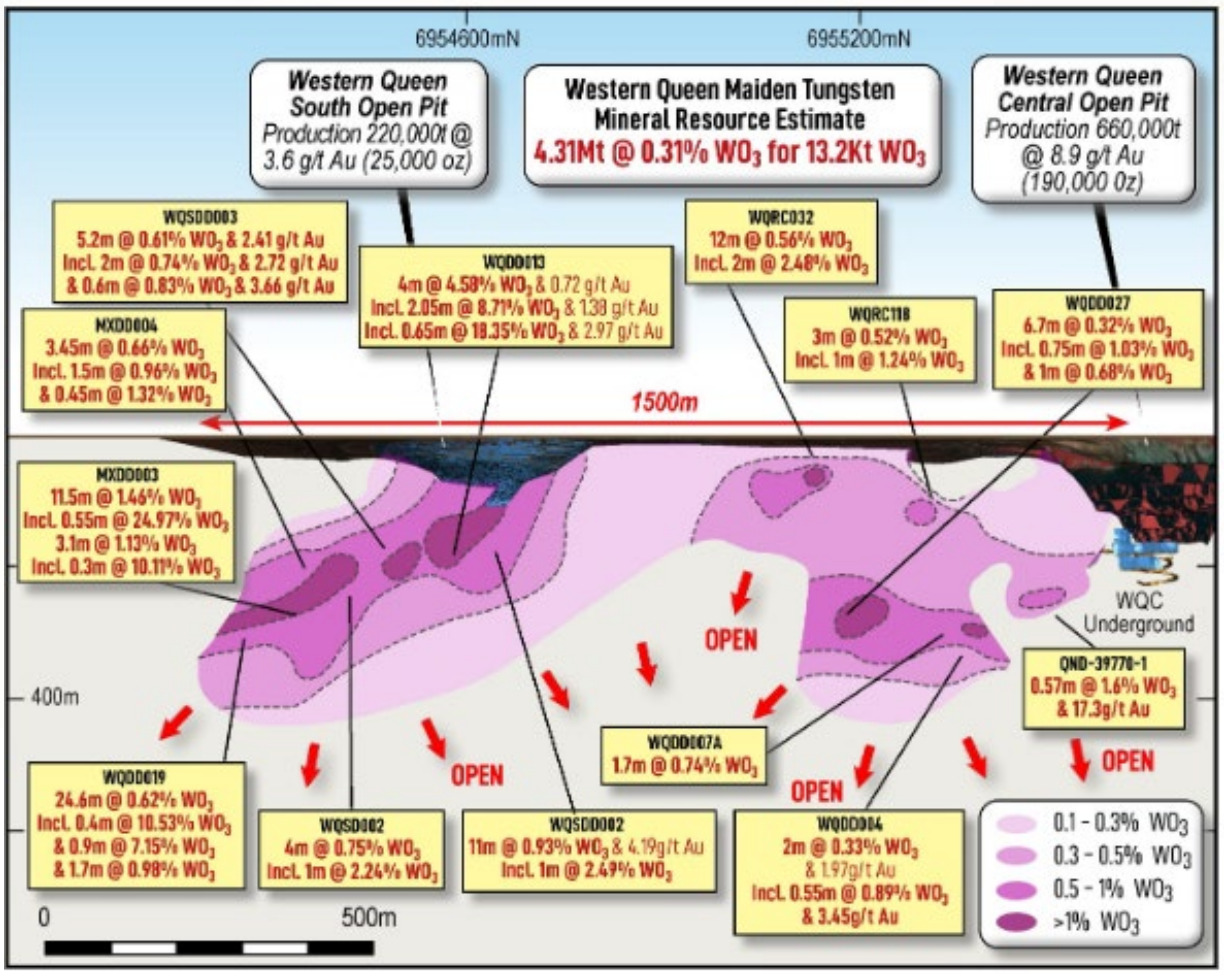

Figure 6 – Maiden Western Queen Tungsten MRE showing extents of WO_3 lodes and diagrammatic contoured block grades displaying emerging high-grade trends and the select significant WO_3 intercepts

A bulk sample of the scheelite material was prepared and tested during the quarter with the aim of determining the optimum grade versus recovery curve and to develop a processing flowsheet that is both simple and maximises tungsten recovery without impacting the gold yield.

For personal use only

The testwork has confirmed that a very marketable Tungsten concentrate grading 48% at a 45% recovery can be produced via a simple flotation and gravity circuit that could be easily integrated into most existing gold CIL facilities with negligible impact on gold recovery.

The flowsheet concept developed for the gold and scheelite is shown in Figure 7.

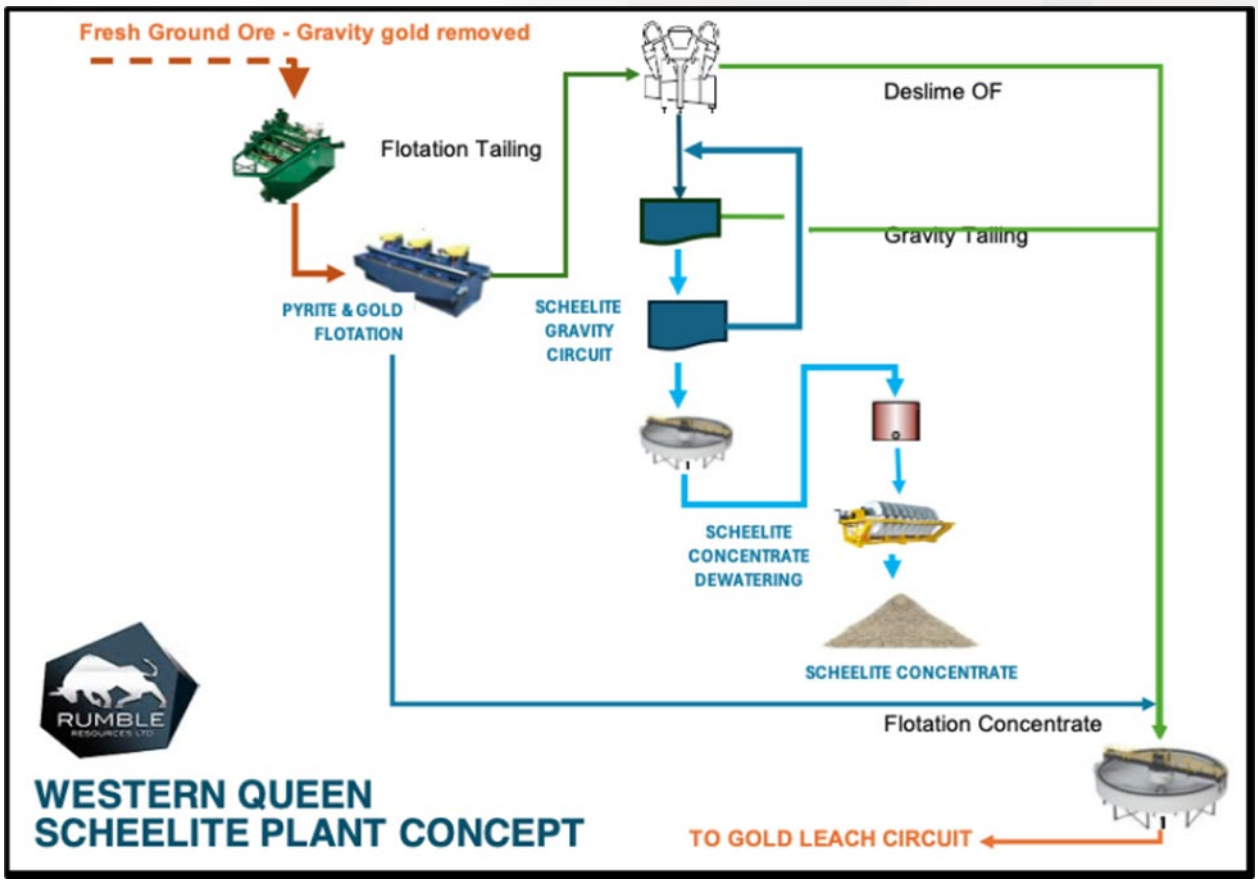

Figure 7 - Western Queen Flowsheet Concept

Tungsten - Next Steps

Scoping Study for High-Grade Extraction

A Scoping Study is now underway aimed at fast-tracking production by integrating tungsten recovery into the existing gold mining plan.

Commercial offtake and logistics

Discussions have commenced with various parties to determine payability scales and freight logistics, providing the critical pricing data required to finalise the Scoping Study's financial model.

Flowsheet Optimisation and Capex Reduction

Engineering studies are evaluating a further accelerated "coarse-liberation" concept, which seeks to recover scheelite from the mill's recirculating load that could reduce capital costs and speed up implementation without compromising the finer grind required for gold extraction.

For personal use only

Mine Development

Mining Studies

Western Queen underground Feasibility Study

The Feasibility Study on mining Western Queen is well underway. The main focus of the study is to firm up on the estimated production rates and the mining costs assumed in the November 2025 Scoping Study undertaken by Baybridge Mining Services[9]. The Scoping Study was based on mining only a portion of the defined Western Queen South Resource from underground and processing the ore at a third-party processing facility.

Key findings from the Scoping Study were:

- Production Target of 617kt at 2.95g/t for 58.5koz contained gold
- Free cash flow of $133M
- NPV of $112M at 8% discount rate
- IRR of 370%
- All in sustaining costs of A$2,970 per oz gold
- Gold price assumption of A$5,540/oz compared to the current spot gold price of circa A$6,500/oz
- Simple underground mine design utilising uphole stoping due to simple, steep-dipping deposit geometry
- Pre-development capital of less than $10M

During the Quarter Rumble received Expressions of Interest from several underground mining contractors with detailed production rates and mining costs. These are currently being reviewed with the plan now to seek tender submissions from these groups once the optimum mining schedule is determined.

Rumble has contracted Australian Mining Consultants (AMC) to evaluate the potential mineable gold and tungsten inventories associated with various extraction methodologies, such as selective versus bulk mining, single versus multiple lode extraction and the use of backfill. Initially, this work will focus on a simple option analysis which will assess the various mining inventories and provide an estimate of the project value associated with each of the extraction options for the gold and tungsten mineralisation. This work will then feed into the Feasibility Study, once the updated resource and geotechnical evaluation is completed.

One of the aims of the recently completed drill program was to convert some of the Inferred Resources into the Indicated category. The Company is confident that additional resource ounces within Western Queen South and from Central will be included in the mining inventory in the Feasibility Study. There is the potential to extend the mine life well past the two years contemplated in the November 2025 Scoping Study (refer to Figure 8).

For personal use only

[9] *Refer to Rumble ASX release 27 November 2025 "Western Queen South Scoping Study Highlights Robust Underground Mining Project"*

For personal use only

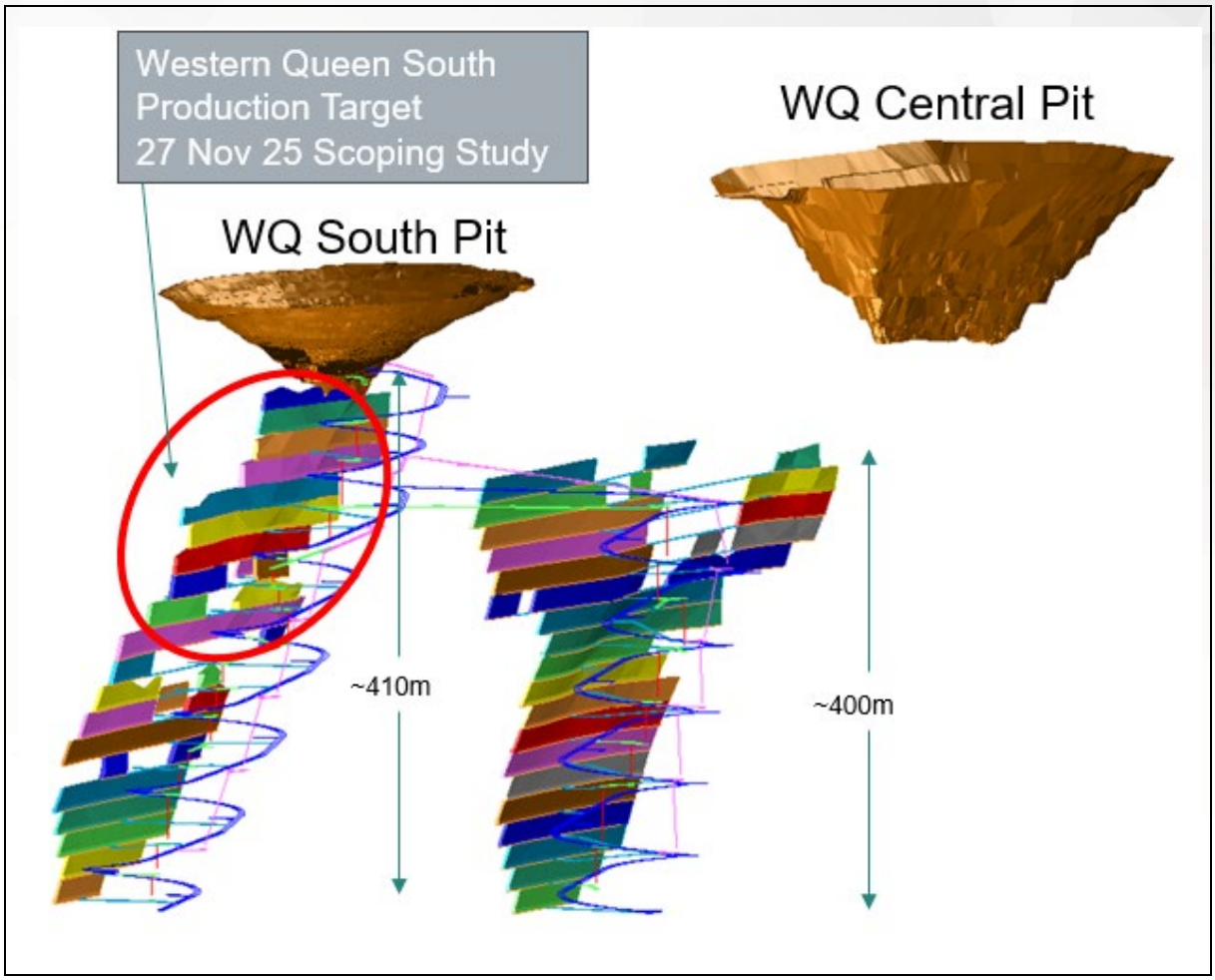

Figure 8 – Conceptual underground mine design to mine the bulk of the defined WQ South and Central resource inventory

Third Party Processing

The Company signed a non-binding Memorandum of Understanding with Gylden Resources Pty Ltd (Gylden) in October 2025[10] in relation to treating Western Queen ore through Gylden's Kirkalocka plant, located approximately 180km by road from Western Queen. Gylden is planning to refurbish the Kirkalocka plant and recommence operations, processing third party ores.

Gylden has provided a draft ore tolling agreement to Rumble and a final form agreement is currently being negotiated.

Permitting

Given the decision to switch to an underground operation the Company withdrew the open pit Mining Proposal and Mine Closure Plan submissions in late 2025.

Following receipt of updated geotechnical and surface/groundwater studies the Company submitted a new Mining Development and Closure Proposal (MDCP) in mid-January 2026.

[10] *Refer to Rumble ASX release dated 22 October 2025 "Western Queen Drilling & Development Update"*

The Works Approval and Native Vegetation Clearing Permit were received during the quarter with the only outstanding permits/approvals now being the Ground Water Licence and the Mining Development and Closure Plan.

Additional Gold Royalty

The existing gold royalty applicable to any future gold production from Western Queen is a very modest A$6-20 per ounce of gold mined. Consequently, there is an opportunity for Rumble to sell an additional gold production royalty for an upfront payment. This strategy would provide Rumble with working capital whilst having only a minor impact on the future cashflow from the gold project.

Negotiations are well advanced with specialist royalty company on increasing the current gold production royalty at Western Queen for an upfront cash payment.

Earaheedy Zn-Pb-Ag Project, Wiluna, Western Australia

A bulk sample was tested during the Quarter to optimise the concentrate production. The aim is to produce a separate high-grade zinc concentrate and zinc/lead/silver concentrate, especially given the strong increase in the silver price in the past 12 months. This testwork program is nearing completion and will be reported in the June Quarter.

Other Gold, Base Metal & Lithium Projects, Western Australia

Warda Warra – Li-Cs-Ta, Ni-Cu-Co, Au Project, Mt Magnet, Western Australian

- A program of rock chip sampling and trenching of pegmatites was conducted during the quarter. Assay results for this work remain outstanding.

Munarra Gully Gold-Copper-Silver Project, Western Australia

- Preparations were made during the quarter for an aircore and slimline RC program at Munarra Gully. The RC holes are to target large gaps in the Amaryllis trend while the aircore lines will test interpreted shear zones to the west and northeast of Amaryllis. The drill program commenced in late April.
- Previous significant intercepts at Munarra Gully include[11]:
  - 57m @ 0.85 g/t Au, 0.27% Cu, 4.2 g/t Ag from 100m (AMRC015)
    - **including 10m @2.88g/t Au, 0.54% Cu, 7.5g/t Ag from 146m**
  - 40m @ 0.89 g/t Au, 0.39% Cu, 5.7 g/t Ag from 108m (AMRC016)
    - **including 10m @1.35g/t Au, 0.56% Cu, 9.5g/t Ag from 108m**
  - 8m @ 1.11% Cu, 0.88 g/t Au, 11.8 g/t Ag from 102m (AMRC003)
  - 5m @11.67g/t Au from 161m (AMRC008)
  - 2m @ 13.45 g/t Au from 92m (AMRC012)
  - 4m @ 6.21 g/t Au from 94m (AMRC006)

Braeside Base Metal Project, East Pilbara, Western Australia

- No significant exploration activities occurred at Braeside during the quarter.

[11] *Refer to Rumble ASX release 23 April 2020 "Drilling Confirms Large-Scale Copper Gold Silver System"*

For personal use only

For personal use only

Thunderstorm Gold Project, Fraser Range, Western Australia

- A small soil sampling program was completed over the Gazelle Prospect to aid in targeting for future drilling at the prospect.
- Previous drilling intercepts at the Thunderstorm include[12,13]:
  - **16m @ 6.69 g/t Au from 42m (20AFAC11321)**
  - **6m @ 9.15 g/t Au from 48m (18AFAC30771)**
  - **4m @ 3.80 g/t Au from 86m (18AFAC20486)**
- Drilling is planned at the project for H2 CY2026.

Warroo Uranium and Base Metal Project, East Pilbara, Western Australia

- No significant exploration activities occurred at Warroo during the Quarter.

Lamil Copper-Gold and Base Metal Project, Patterson Province, Western Australia

- No significant exploration activities occurred at Warroo during the Quarter.

CORPORATE

Acquisition of 70% Remaining Interest of Thunderstorm Gold Project

During the quarter, Rumble acquired the remaining 70% of three Fraser Range tenements from IGO Limited (IGO), securing full ownership of the Thunderstorm Gold Project. Rumble issued IGO A$300,000 in shares at $0.034 per share (based on the 5-day VWAP before the execution date), totalling 8,794,589 ordinary shares.

Cash and Investments

As at 31 March 2026, Rumble held approximately $2.9 million in cash.

Appendix 5B – Quarterly Cashflow

The Appendix 5B – Statement of Consolidated Cash Flows is provided in a separate report. Information as disclosed in the Cash Flow Report, with Exploration and Evaluation during the quarter totalling $2.19 million.

Cash outflows for the March 2026 Quarter totalled $2.76 million across exploration activity (82%), staff costs (12%), administration and corporate costs (6%).

Cash inflows for the March 2026 Quarter totalled $65.5k consisting of proceeds from interest received (57%) and Government rebates (43%).

Appendix 5B – Payments to related parties and their associates

Payments to related parties and their associates totalled $243k for the Quarter, consisting of Technical Management, Executive and Non-Executive Director fees and salaries, geological consulting, and superannuation payments.

Tenement Holdings

In accordance with ASX Listing Rule 5.3.3, please refer to Appendix 1 for a listing of all tenement holdings.

---

[12] *Refer Rumble ASX release 6 October 2020 "16m at 6.69 g/t Gold Intersected at Fraser Range"*

[13] *Refer Rumble ASX release 1 July 2019 "Significant High Grade Gold Mineralisation Intersected at JV"*

Authorisation

Authorised for release by the Board of the Company.

For further information, please visit *www.rumbleresources.com.au* to view our latest corporate presentation.

Follow our communications:

LinkedIn: https://www.linkedin.com/company/rumble-resources-ltd

X: https://twitter.com/RumbleResources

About Rumble

Rumble Resources is an Australian based exploration and mine development company, listed on the ASX in July 2011.

Rumble was established with the aim of adding significant value to its selected mineral exploration assets and to search for suitable mineral acquisition opportunities in Western Australia. Rumble has a unique suite of resources projects including the Western Queen Gold-Tungsten Project which is being developed to deliver near term cash flow from the existing underground resources and resource growth through future exploration success.

In addition, the discovery of the Earaheedy Zn-Pb-Ag Project has demonstrated the capabilities of the exploration team to find world class orebodies.

Competent Persons Statement

The information in this report that relates to Exploration Results at Western Queen and other Rumble Projects is based on and fairly represents information compiled by Peter Venn and Simon Davies, who are Members of the Australian Institute of Geoscientists. Mr Venn and Mr Davies are full-time employee of Rumble Resources Limited, Mr Venn and Mr Davies have sufficient experience relevant to the style of mineralisation and type of deposit under consideration and to the activity which they are undertaking to qualify as a Competent Person as defined in the 2012 Edition of the "Australasian Code for Reporting of Exploration Results, Mineral Resources and Ore Reserves". Mr Venn and Mr Davies consent to the inclusion in the report of the matters based on this information in the form and context in which it appears.

Previously Reported Information

The information in this report that references previously reported resources and exploration results is extracted from the Company's ASX market announcements released on the date noted in the body of the text where that reference appears. The previous market announcements are available to view on the Company's website or on the ASX website (www.asx.com.au). The Company confirms that it is not aware of any new information or data that materially affects the information included in the original market announcements. The Company confirms that the form and context in which the Competent Person's findings are presented have not been materially modified from the original market announcements.

Disclaimer

This report contains certain forward-looking statements and forecasts, including possible or assumed reserves and resources, production levels and rates, costs, prices, future performance or potential growth of Rumble Resources Ltd, industry growth or other trend projections. Such statements are not a guarantee of future performance and involve unknown risks and uncertainties, as well as other factors which are beyond the control of Rumble Resources Ltd. Actual results and developments may differ materially from those expressed or implied by these forward-looking statements depending on a variety of factors. Nothing in this report should be construed as either an offer to sell or a solicitation of an offer to buy or sell securities. This document has been prepared in accordance with the requirements of Australian securities laws, which may differ from the requirements of United States and other country securities laws. Unless otherwise indicated, all ore reserve and mineral resource estimates included or incorporated by reference in this document have been, and will be, prepared in accordance with the JORC classification system of the Australasian Institute of Mining, and Metallurgy and Australian Institute of Geoscientists.

For personal use only

Appendix 1

In accordance with Listing Rule 5.3.3. Rumble provides the following information in relation to its mining tenements.

1. The mining tenements held at the end of the quarter and their location:

Project	Tenement Number	Status	Location	Beneficial Percentage Interest
Braeside	E45/2032	Granted	Western Australia	100%
Braeside	E45/4368	Granted	Western Australia	100%
Copper Hill	E46/1614	Application	Western Australia	100%
Copper Hill	E46/1626	Application	Western Australia	100%
Earaheedy	E69/3464	Granted	Western Australia	75% Note 1
Earaheedy	E69/3787	Granted	Western Australia	100%
Earaheedy	E69/3815	Granted	Western Australia	100%
Earaheedy	E69/3862	Granted	Western Australia	100%
Earaheedy	E69/4062	Application	Western Australia	100%
Earaheedy	E69/4099	Application	Western Australia	100%
Earaheedy	L69/0058	Application	Western Australia	75% Note 1
Earaheedy	M69/0150	Application	Western Australia	75% Note 1
Irregully	E08/3841	Application	Western Australia	100%
Lamil	E45/5271	Granted	Western Australia	50% Note 4
Munarra Gully	P51/3481	Application	Western Australia	100%
Munarra Gully	E51/1677	Granted	Western Australia	80% Note 3
Munarra Gully	E51/1919	Granted	Western Australia	100%
Munarra Gully	E51/1927	Granted	Western Australia	100%
Saltbush	E45/6975	Application	Western Australia	100%
Talbot	E46/1604	Application	Western Australia	100%
Thunderbolt	E28/3219	Granted	Western Australia	100%
Thunderbolt	E28/3240	Granted	Western Australia	100%
Thunderbolt	E28/3384	Application	Western Australia	100%
Thunderbolt	E28/3500	Application	Western Australia	100%
Thunderbolt	E45/5366	Granted	Western Australia	100%
Thunderstorm	E28/2528	Granted	Western Australia	100% Note 2
Thunderstorm	E28/2529	Granted	Western Australia	100% Note 2
Thunderstorm	E28/2595	Granted	Western Australia	100% Note 2
Warroo	E45/5366	Granted	Western Australia	100%
Warroo	E45/5689	Granted	Western Australia	100%
Western Queen	E20/967	Granted	Western Australia	100%
Western Queen	E59/2816	Application	Western Australia	100%
Western Queen	E59/3021	Application	Western Australia	100%
Western Queen	L59/40	Granted	Western Australia	100%
Western Queen	M59/45	Granted	Western Australia	100%
Western Queen	M59/208	Granted	Western Australia	100%

For personal use only

For personal use only

2. Mining tenements acquired during the quarter and their location:

Project	Tenement Number	Status	Location	Beneficial Percentage Interest
Munarra Gully	P51/3481	Application 5 March 2026	Western Australia	100%
Thunderstorm	E28/2528	Acquisition completed 6 February 2026	Western Australia	100%
Thunderstorm	E28/2529	Acquisition completed 6 February 2026	Western Australia	100%
Thunderstorm	E28/2595	Acquisition completed 6 February 2026	Western Australia	100%

No tenements Granted

Three tenements were acquired

One application was made

3. Mining tenements disposed of during the quarter and their location:

Project	Tenement Number	Status	Location	Beneficial Percentage Interest

No tenements were disposed of

RUMBLE JOINT VENTURES - NOTES

1. Earaheedy Project, Western Australia

E69/3464 75% RTR / 25% Zenith Minerals

M69/0150 75% RTR / 25% Zenith Minerals

L69/0058 75% RTR / 25% Zenith Minerals

2. Fraser Range Projects, Western Australia

E28/2528, E28/2529, E28/2595 (the **Licences**), - RTR 100% - Refer ASX release 7 April 2025 "Rumble acquires 100% of the Thunderstorm Gold Project" and ASX release 6 February 2026 "Rumble completes acquisition of highly prospective Thunderstorm Gold Project". RTR became the registered holder of 100% of the Licences on 26 February 2026 when transfers for IGO's 70% potion to RTR were registered.

3. Munarra Gully, Western Australia

E51/1677 RTR 80% / 20% Marjorie Anne Molloy

4. Lamil Project, Western Australia

E45/5271 - RTR 50% / AIC Mines 50%

Appendix 2

Table 2 – Mineral Resource Estimate Tabulation for the Western Queen Project broken down by Resource Area and split of Indicated and Inferred Resources for reported Open Pit and Underground economic cut-offs.

Prospect	Indicated			Inferred			Total		
	Tonnage kt	Au g/t	Au Oz	Tonnage kt	Au g/t	Au Oz	Tonnage kt	Au g/t	Au Oz
Cranes				70	1.4	3,300	70	1.4	3,300
Duke	30	7.2	6,900	4	6.4	800	34	7.1	7,700
WQC	250	7.2	56,600	560	3.8	67,300	800	4.8	124,000
Princess	100	1.9	5,900	380	2.5	30,300	480	2.3	36,200
WQS	830	3.0	78,600	1,490	2.5	120,200	2,320	2.7	198,900
Total	**1,210**	**3.8**	**148,000**	**2,510**	**2.8**	**222,000**	**3,720**	**3.1**	**370,000**

The Statement of Estimates of Mineral Resources has been compiled by Mr. Shaun Searle who is a Director of Ashmore Advisory and a Member of the AIG. Mr. Searle has sufficient experience that is relevant to the style of mineralisation and type of deposit under consideration and to the activity that he has undertaken to qualify as a Competent Person as defined in the JORC Code (2012).

All Mineral Resources figures reported in the table above represent estimates as at July 2025. Mineral Resource estimates are not precise calculations, being dependent on the interpretation of limited information on the location, shape and continuity of the occurrence and on the available sampling results.

Mineral Resources are reported in accordance with the Australasian Code for Reporting of Exploration Results, Mineral Resources and Ore Reserves (The Joint Ore Reserves Committee Code – JORC 2012 Edition).

Cranes Mineral Resource figures are derived from the 2024 Mineral Resource estimate.

Open Pit optimisations and preliminary underground Mining Shape Optimisations (MSO) have shown that a large proportion of the resource has the potential to be mined economically, and further mining studies are warranted to further progress the project. Mineral Resources that are not Ore Reserves have not demonstrated economic viability at this point. The estimate of Mineral Resources may be materially affected by environmental, permitting, legal, title, taxation, socio-political, marketing, or other relevant issues.

Table 3 - Inferred Mineral Resource tabulation for the Earaheedy Project.

Cut off	Inferred – Chinook					Inferred – Tonka and Navajoh					Inferred Total				
Zn+Pb %	Tonnes Mt	Zn+Pb %	Zn %	Pb %	Ag g/t	Tonnes Mt	Zn+Pb %	Zn %	Pb %	Ag g/t	Tonnes Mt	Zn+Pb %	Zn %	Pb %	Ag g/t
0.5	334	1.3	0.9	0.4	2.3	128	1.5	1.2	0.2	1.9	462	1.3	1.0	0.3	2.2
1.0	135	2.1	1.5	0.6	3.4	59	2.3	2.0	0.4	2.6	194	2.2	1.6	0.5	3.1
2.0	63	3.0	2.1	0.8	4.6	31	3.3	2.8	0.5	3.4	94	3.1	2.4	0.7	4.2
2.5	39	3.4	2.4	0.9	5.2	25	3.5	3.0	0.5	3.6	65	3.4	2.6	0.8	4.5
3.0	24	3.8	2.7	1.1	5.7	17	3.9	3.3	0.6	3.8	41	3.8	3.0	0.9	4.9
4.0	7	4.7	3.3	1.5	6.8	5	4.9	4.1	0.8	4.3	12	4.8	3.6	1.2	5.7

Footnote: Inferred Mineral Resource is constrained within optimised pit shells and tabulated above at different economic Zn+Pb% cutoffs.

For personal use only

Appendix 5B

Mining exploration entity or oil and gas exploration entity quarterly cash flow report

Name of entity

Rumble Resources Limited

ABN	Quarter ended ("current quarter")
74 148 214 260	31 March 2026

Consolidated statement of cash flows		Current quarter $A'000	Year to date (9 months) $A'000
1.	**Cash flows from operating activities**		
1.1	Receipts from customers		-
1.2	Payments for		
	(a) exploration & evaluation	-	-
	(b) development	-	-
	(c) production	-	-
	(d) staff costs	(334)	(1,609)
	(e) administration and corporate costs	(173)	(1,012)
1.3	Dividends received (see note 3)	-	-
1.4	Interest received	37	100
1.5	Interest and other costs of finance paid	-	-
1.6	Income taxes paid	-	-
1.7	Government grants and tax incentives	28	53
1.8	Other (provide details if material)	-	-
1.9	**Net cash from / (used in) operating activities**	**(442)**	**(2,468)**

2.	**Cash flows from investing activities**		
2.1	Payments to acquire or for:		
	(a) entities	-	-
	(b) tenements	(59)	(342)
	(c) property, plant and equipment	-	-
	(d) exploration & evaluation	(2,193)	(4,652)
	(e) investments	-	-
	(f) other non-current assets	-	-

For personal use only

For personal use only

Consolidated statement of cash flows		Current quarter $A'000	Year to date (9 months) $A'000
2.2	Proceeds from the disposal of:		
	(a) entities	-	-
	(b) tenements	-	-
	(c) property, plant and equipment	(8)	(15)
	(d) investments	-	-
	(e) other non-current assets	-	-
2.3	Cash flows from loans to other entities	-	-
2.4	Dividends received (see note 3)	-	-
2.5	Other (provide details if material)	-	-
2.6	**Net cash from / (used in) investing activities**	**(2,260)**	**(5,009)**

3.	**Cash flows from financing activities**		
3.1	Proceeds from issues of equity securities (excluding convertible debt securities)	-	8,981
3.2	Proceeds from issue of convertible debt securities	-	-
3.3	Proceeds from exercise of options	-	-
3.4	Transaction costs related to issues of equity securities or convertible debt securities	(3)	(533)
3.5	Proceeds from borrowings	-	-
3.6	Repayment of borrowings	-	-
3.7	Transaction costs related to loans and borrowings	-	-
3.8	Dividends paid	-	-
3.9	Other (provide details if material)	-	
3.10	**Net cash from / (used in) financing activities**	**(3)**	**8,448**

4.	**Net increase / (decrease) in cash and cash equivalents for the period**		
4.1	Cash and cash equivalents at beginning of period	5,566	1,890
4.2	Net cash from / (used in) operating activities (item 1.9 above)	(442)	(2,468)
4.3	Net cash from / (used in) investing activities (item 2.6 above)	(2,260)	(5,009)
4.4	Net cash from / (used in) financing activities (item 3.10 above)	(3)	8,448

Consolidated statement of cash flows		Current quarter $A'000	Year to date (9 months) $A'000
4.5	Effect of movement in exchange rates on cash held	-	-
4.6	**Cash and cash equivalents at end of period**	**2,861**	**2,861**

5.	**Reconciliation of cash and cash equivalents** at the end of the quarter (as shown in the consolidated statement of cash flows) to the related items in the accounts	**Current quarter $A'000**	**Previous quarter $A'000**
5.1	Bank balances	2,797	5,502
5.2	Call deposits	64	64
5.3	Bank overdrafts	-	-
5.4	Other (provide details)	-	-
5.5	**Cash and cash equivalents at end of quarter (should equal item 4.6 above)**	**2,861**	**5,566**

6.	**Payments to related parties of the entity and their associates**	**Current quarter $A'000**
6.1	Aggregate amount of payments to related parties and their associates included in item 1	170
6.2	Aggregate amount of payments to related parties and their associates included in item 2	73

Note: if any amounts are shown in items 6.1 or 6.2, your quarterly activity report must include a description of, and an explanation for, such payments.

Item 6.1 includes $156,254 director's fees and $13,650 statutory superannuation. Item 6.2 includes $72,750 (ex GST) in consulting fees to related entities.

For personal use only

For personal use only

7.	**Financing facilities** *Note: the term "facility" includes all forms of financing arrangements available to the entity.* *Add notes as necessary for an understanding of the sources of finance available to the entity.*	**Total facility amount at quarter end $A'000**	**Amount drawn at quarter end $A'000**
7.1	Loan facilities	-	-
7.2	Credit standby arrangements	-	-
7.3	Other (please specify)	-	-
7.4	**Total financing facilities**	-	-
7.5	**Unused financing facilities available at quarter end**		-
7.6	Include in the box below a description of each facility above, including the lender, interest rate, maturity date and whether it is secured or unsecured. If any additional financing facilities have been entered into or are proposed to be entered into after quarter end, include a note providing details of those facilities as well.		
	N/A		

8.	**Estimated cash available for future operating activities**	**$A'000**
8.1	Net cash from / (used in) operating activities (item 1.9)	(442)
8.2	(Payments for exploration & evaluation classified as investing activities) (item 2.1(d))	(2,193)
8.3	Total relevant outgoings (item 8.1 + item 8.2)	(2,635)
8.4	Cash and cash equivalents at quarter end (item 4.6)	2,861
8.5	Unused finance facilities available at quarter end (item 7.5)	-
8.6	Total available funding (item 8.4 + item 8.5)	2,861
8.7	**Estimated quarters of funding available (item 8.6 divided by item 8.3)**	1.09

Note: if the entity has reported positive relevant outgoings (ie a net cash inflow) in item 8.3, answer item 8.7 as "N/A". Otherwise, a figure for the estimated quarters of funding available must be included in item 8.7.

8.8 If item 8.7 is less than 2 quarters, please provide answers to the following questions:

8.8.1 Does the entity expect that it will continue to have the current level of net operating cash flows for the time being and, if not, why not?

The Company is engaged in exploration activities and is not currently generating revenue. Negative operating cash flows are therefore expected to continue in the near term. Expenditure is anticipated to reduce further in the short term as field and drilling activities have been scaled back, with a focus on targeted exploration, permitting and geological modelling.

8.8.2 Has the entity taken any steps, or does it propose to take any steps, to raise further cash to fund its operations and, if so, what are those steps and how likely does it believe that they will be successful?

The Board of the Company frequently reviews its expenditure commitments and its available cash reserves. The Board has successfully raised capital in the past and is confident that it will be able to raise capital to fund its future exploration requirements. The Board also reviews all exploration commitments and reduces expenditure where it feels that the particular area of interest is not likely to provide a commercial return by exploitation or sale.

8.8.3 Does the entity expect to be able to continue its operations and to meet its business objectives and, if so, on what basis?

Yes, as per the responses at 8.8.1 and 8.8.2, the Company expects to be able to continue its operations and meet its business objectives.

Note: where item 8.7 is less than 2 quarters, all of questions 8.8.1, 8.8.2 and 8.8.3 above must be answered.

For personal use only

Compliance statement

1 This statement has been prepared in accordance with accounting standards and policies which comply with Listing Rule 19.11A.

2 This statement gives a true and fair view of the matters disclosed.

Date: 30 April 2026

Authorised by: The Board
(Name of body or officer authorising release – see note 4)

Notes

1. This quarterly cash flow report and the accompanying activity report provide a basis for informing the market about the entity's activities for the past quarter, how they have been financed and the effect this has had on its cash position. An entity that wishes to disclose additional information over and above the minimum required under the Listing Rules is encouraged to do so.

2. If this quarterly cash flow report has been prepared in accordance with Australian Accounting Standards, the definitions in, and provisions of, *AASB 6: Exploration for and Evaluation of Mineral Resources* and *AASB 107: Statement of Cash Flows* apply to this report. If this quarterly cash flow report has been prepared in accordance with other accounting standards agreed by ASX pursuant to Listing Rule 19.11A, the corresponding equivalent standards apply to this report.

3. Dividends received may be classified either as cash flows from operating activities or cash flows from investing activities, depending on the accounting policy of the entity.

4. If this report has been authorised for release to the market by your board of directors, you can insert here: "By the board". If it has been authorised for release to the market by a committee of your board of directors, you can insert here: "By the [*name of board committee – eg Audit and Risk Committee*]". If it has been authorised for release to the market by a disclosure committee, you can insert here: "By the Disclosure Committee".

5. If this report has been authorised for release to the market by your board of directors and you wish to hold yourself out as complying with recommendation 4.2 of the ASX Corporate Governance Council's *Corporate Governance Principles and Recommendations*, the board should have received a declaration from its CEO and CFO that, in their opinion, the financial records of the entity have been properly maintained, that this report complies with the appropriate accounting standards and gives a true and fair view of the cash flows of the entity, and that their opinion has been formed on the basis of a sound system of risk management and internal control which is operating effectively.