RENASCOR RESOURCES

ASX: RNU

30 April 2026

Quarterly Activities Report

for the period ended 31 March 2026

For personal use only

Significant Events

Purified Spherical Graphite (PSG) Demonstration Facility

Renascor completed construction of its Australian Government co-funded PSG demonstration facility[1] and commenced commissioning, progressing toward production of battery-grade graphite and customer samples. Key milestones achieved to date include:

- Construction of the PSG demonstration facility completed in line with budget, with all major equipment installed and interconnected.
- Completion of pre-commissioning and system verification activities across process circuits, including electrical and instrumentation checks, control system integration, site acceptance testing, water commissioning and preparation of operating procedures.
- Commissioning is underway and progressing in line with schedule, with the Company on track to commence processing graphite under operating conditions this quarter, targeting the production of battery-grade graphite and initial customer samples.
- The project remains on schedule, with a zero lost-time injury record.

Upstream works

Upstream project activities continue to progress in line with development planning, with ongoing optimisation work delivering positive outcomes from groundwater, tailings and mining studies, as well as progress in site enabling and accommodation planning.

Exploration Progress

Exploration activities during the quarter focused on advancing near-term opportunities across Renascor's South Australian portfolio, including work at Bulloo Creek following recent drilling[2], and continued progress across Marree, Wooltana, Tumby Bay and Olary.

Cash Position

Renascor's cash position as of 31 March 2026 was approximately A$95 million.

For personal use only

PSG Demonstration Facility

During the quarter, Renascor completed construction of its Australian Government co-funded Purified Spherical Graphite (**PSG**) demonstration facility in Adelaide, South Australia[3], and progressed the facility into commissioning.

Figure 1. *Graphite feedstock being introduced into Renascor's PSG demonstration facility in Adelaide*

Discussion

As announced in July 2024, Renascor was awarded a $5 million grant under the Australian Government's International Partnerships in Critical Minerals Program to construct a PSG demonstration facility[4].

The demonstration facility will convert spherical graphite from the Siviour Graphite Deposit in South Australia into PSG through a continuous production process, enabling Renascor to test, demonstrate and optimise its purification process. Learnings obtained from the demonstration facility will be utilised in the detailed design stage and carried through into the construction and operation of the full-scale commercial PSG facility[5].

Construction Completion

Construction of the PSG demonstration facility was completed during the quarter.

Completion of construction confirms that all major process equipment has been installed and interconnected, enabling the facility to transition from pre-commissioning activities to commissioning.

Renascor has now finalised all construction activities, including completion of piping systems,

electrical and instrumentation works and integration of key process circuits. Hydrotesting and system checks have been completed across the plant in preparation for commissioning.

With construction activities complete, Renascor has commenced demobilisation of major construction contractors. The progression of the facility from construction through to commissioning is illustrated in the time-lapse images in Figure 2.



Figure 2. PSG Demonstration Plant construction and transition to commissioning (August 2025 – April 2026)

For personal use only

For personal use only

Commissioning

Following completion of construction, Renascor completed a range of pre-commissioning and system verification activities required to support the transition to full-plant commissioning.

Key activities included:

- Completion of system verification and commissioning checks across key process circuits
- Completion of electrical and instrumentation verification, control system integration and site acceptance testing
- Completion of water commissioning across core systems, including water treatment, effluent and process circuits
- Preparation of operating procedures and training of operations personnel

Current Activities and Next Steps

Commissioning of the PSG demonstration facility is now underway, with activities focused on operating the plant under integrated conditions.

Figure 3. *Equipment performance checks at Renascor's PSG demonstration facility*

Renascor expects to commence processing graphite under operating conditions using reagents later this quarter, targeting production of battery-grade graphite and initial customer samples.

For personal use only

Subsequently, Renascor expects to conduct a series of operating runs to optimise operating parameters and progressively increase production volumes, supporting process validation and the production of larger sample quantities.

Renascor has secured sufficient graphite feedstock to support commissioning and initial production activities. Additional graphite shipments are required to support the full program of planned production activities in the second half of the year, and the Company is currently awaiting export approvals for these shipments, which may affect timing of the activities.

Successful completion of commissioning and operating runs at the PSG demonstration facility is expected to support progression toward the next stage of project development, including offtake engagement, detailed design and financing activities for the proposed commercial-scale PSG facility.

Upstream works

Following completion of the early contractor involvement process for the proposed upstream mining operation[6], Renascor has progressed optimisation and value-enhancing workstreams. These activities focus on de-risking development and improving project execution, and include:

- *Groundwater investigations*. Pump testing and hydrogeological modelling completed during the previous quarter returned positive results, supporting the availability of suitable water supply for planned operations. Renascor is now incorporating these outcomes into updated project designs and relevant regulatory approvals.
- *Accommodation.* Following the completion of engineering plans for the accommodation facility at the proposed upstream operation[7], Renascor lodged a development application with planning authorities and completed the associated public notification process.
- *Mining.* Mining studies were advanced during the quarter, with updated work incorporating revised geotechnical assessment following the early contractor involvement process[8].
- *Tailings.* Tailings testwork and associated studies delivered positive results during the quarter. The Company is incorporating these outcomes into the design of its tailings management systems as part of ongoing project development and approvals.
- *Site enabling and power.* Planning and early works for site enabling activities continued during the quarter, supporting the staged development of project infrastructure. Renascor is progressing these activities in alignment with its broader development schedule and approvals pathway.

For personal use only

Exploration

Exploration activities during the quarter focused on advancing near-term opportunities across Renascor's South Australian portfolio, including work at Bulloo Creek following recent drilling[9], and continued progress across Marree, Wooltana, Tumby Bay and Olary.

Olary Project

Bulloo Creek drilling

Renascor completed a 13-hole reverse circulation (**RC**) drill program in December 2025[10], totalling 2,340 metres at the Bulloo Creek prospect within the Olary Project area. See Figure 4. The program was designed to test sub-surface magnetic anomalies associated with cobalt-anomalous soil geochemistry, interpreted to represent potential cobalt-copper mineralisation.

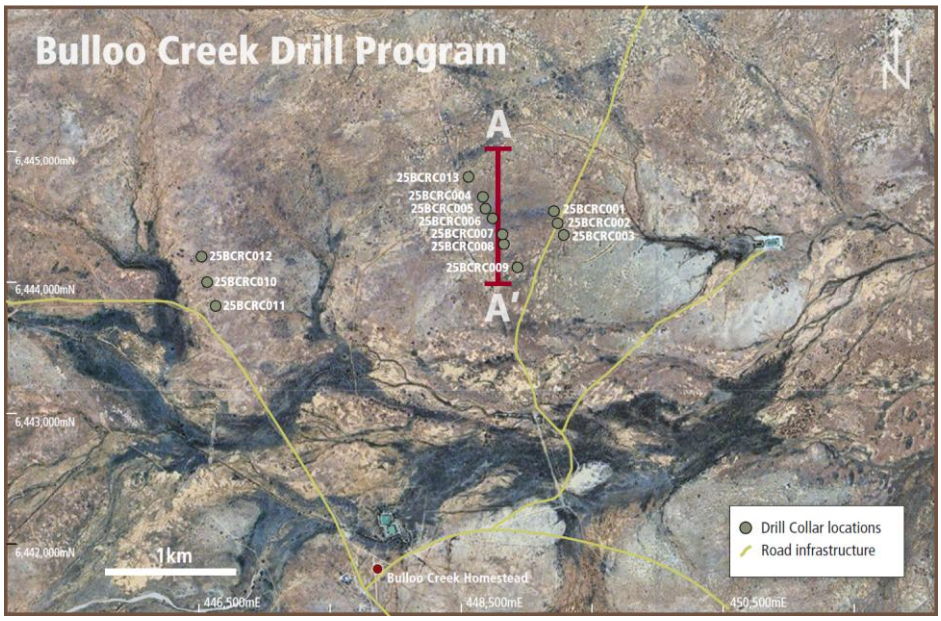

Figure 4. Plan view of drillhole collar locations at Renascor's Bulloo Creek prospect, within EL 6451

Eastern Anomaly

Drilling of ten RC holes at the Eastern Anomaly intersected cobalt and copper anomalism associated with the targeted magnetic features. Significant results include:

- 25BCRC007 – 16 m @ 901 ppm Co from 85 m (including 1 m @ 1,440 ppm Co) and 1 m @ 1,840 ppm Cu
- 25BCRC006 – 6 m @ 377 ppm Co from 86 m
- 25BCRC001 – 25 m @ 231 ppm Co from 5 m and 1 m @ 3,110 ppm Cu from 20 m
- 25BCRC008 – 1 m @ 1,440 ppm Co from 24 m.

Results suggest the presence of a generally south-dipping cobalt-bearing horizon broadly coincident with zones of elevated magnetic susceptibility. Some peak Co grade intervals also appear to be demagnetised, indicating more complex mineralisation evolution in the area. See Figure 5.

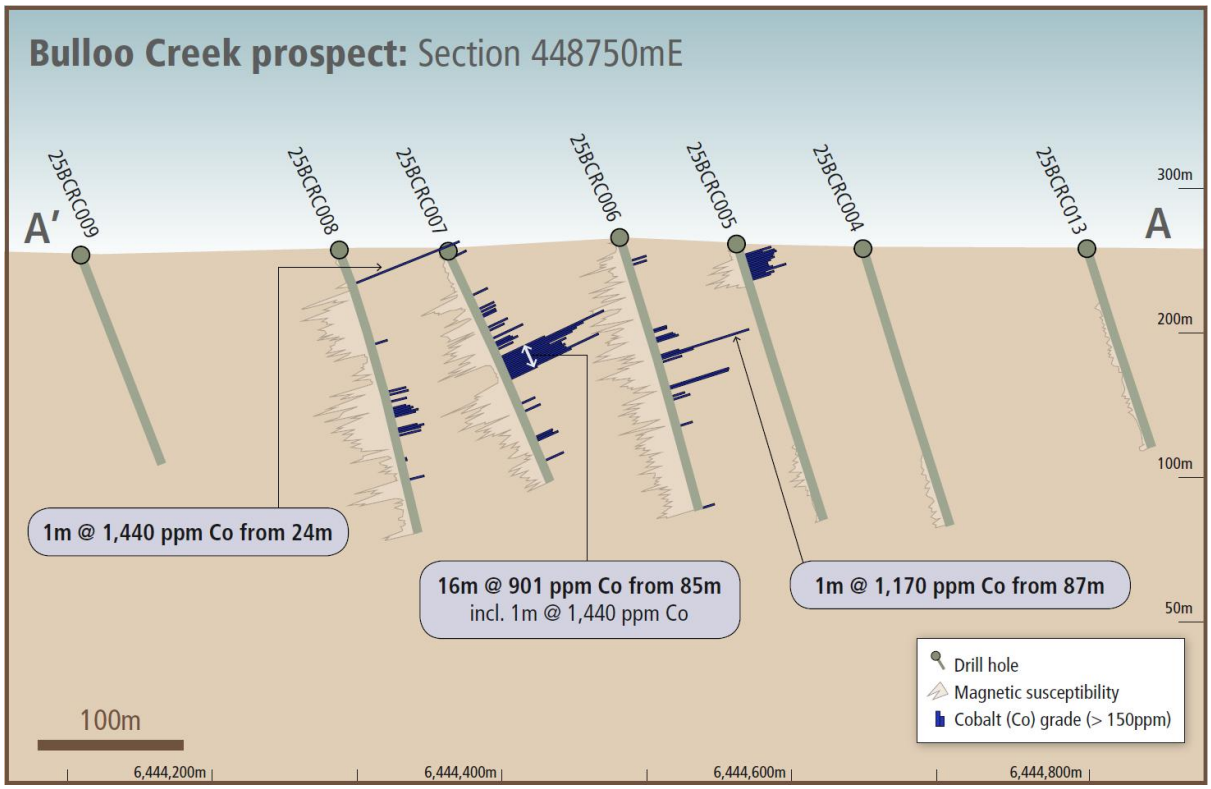

Figure 5. Eastern Anomaly zone sub-surface section along 448750E focused on cobalt assay results and magnetic susceptibility

Western Anomaly

Three RC holes were drilled approximately 2.2 km west of the Eastern Anomaly. Drilling intersected cobalt anomalism associated with a discrete magnetic feature, including:

- 25BCRC010 – 17 m @ 222 ppm Co from 34 m (including 1 m @ 746 ppm Co).

Significant drill intersections and drillhole collar locations are provided in Appendix 2 of Renascor ASX announcement dated 20 March 2026[11].

Geological interpretation

The results for the Bulloo Creek drill program suggest the presence of a structurally controlled cobalt-bearing horizon, interpreted to dip southward across the prospect area. The mineralisation appears spatially associated with magnetic units and may reflect sulphide-bearing horizons within lithologies of the Willyama Supergroup.

Next steps

The Bulloo Creek drill program has provided additional geological information regarding the relationship between magnetic anomalies and cobalt-copper mineralisation within the Olary Project area. Renascor plans to integrate the drilling results with geophysical modelling and regional geochemical datasets to refine its geological interpretation and identify potential follow-up exploration targets within the broader Olary project area.

For personal use only

The Bulloo Creek results support Renascor's view that the Olary district hosts multiple mineralisation styles, including cobalt-copper and gold systems, reinforcing the Company's strategy of expanding its exploration footprint in the region.

Olary Project – Licence Expansion

Renascor has applied for a new exploration licence in the Olary district of eastern South Australia, expanding the Company's exploration footprint in a region known to host gold mineralisation, including the nearby White Dam gold mine.

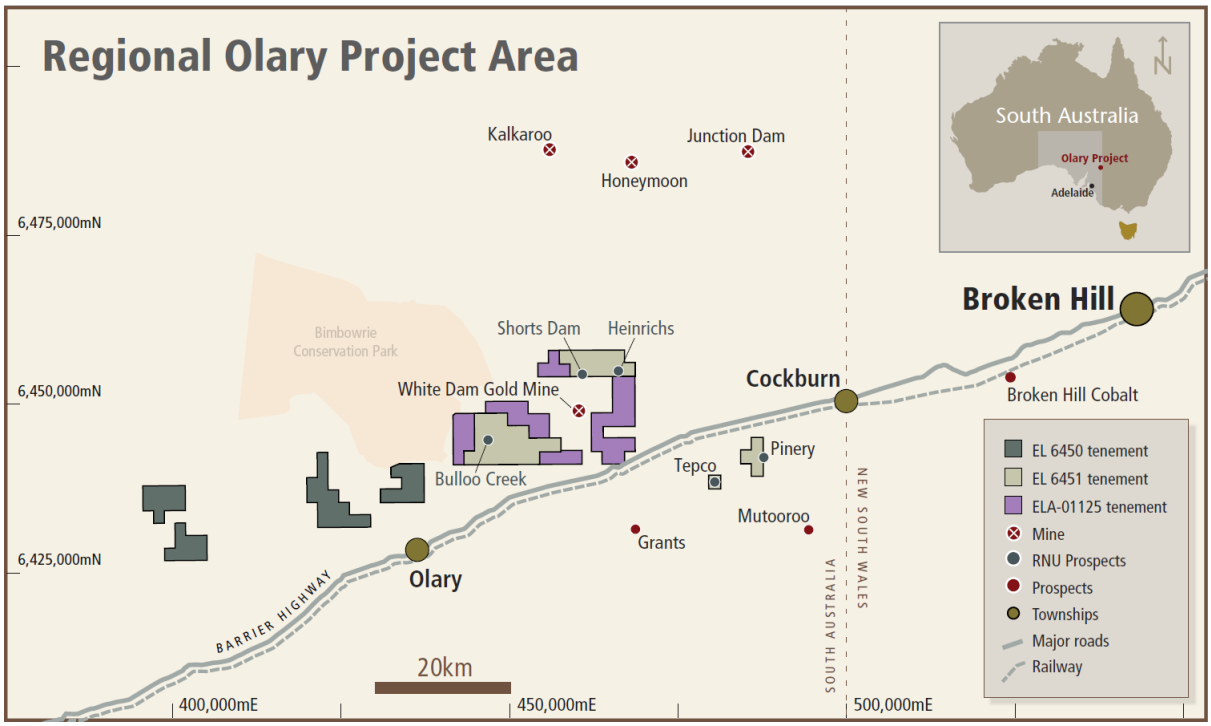

Figure 6. Renascor's Olary Project, showing existing exploration licences and new exploration licence application

Exploration across Renascor's existing Olary Project tenements has identified several gold prospects through soil geochemistry and reconnaissance drilling programs, highlighting the potential for near-surface oxide gold systems within the district[12].

The newly applied licence area lies along strike from several of Renascor's existing gold prospects and within a broader mineralised district that hosts multiple gold occurrences. The Company considers the additional ground prospective for extensions of mineralised systems identified within its current Olary tenements.

The application is currently under consideration by the South Australian Government's Department for Energy and Mining. Renascor intends to assess the new licence area alongside its existing Olary region tenements using low-cost reconnaissance exploration methods, including additional at-surface geochemical sampling, detailed review of historical exploration datasets and regional geological information to refine its exploration targeting strategy. This work will support the generation of potential gold exploration targets for future field programs and potential drilling opportunities once the licence is granted.

For personal use only

For personal use only

Marree Project – Native Title Negotiations Advancing

Native Title negotiations for Renascor's Marree Project in northern South Australia have progressed toward finalisation of a Native Title Mining Agreement (**NTMA**) with the Arabana Aboriginal Corporation. Execution of the NTMA is expected to enable expanded on-ground exploration activities across the project area.

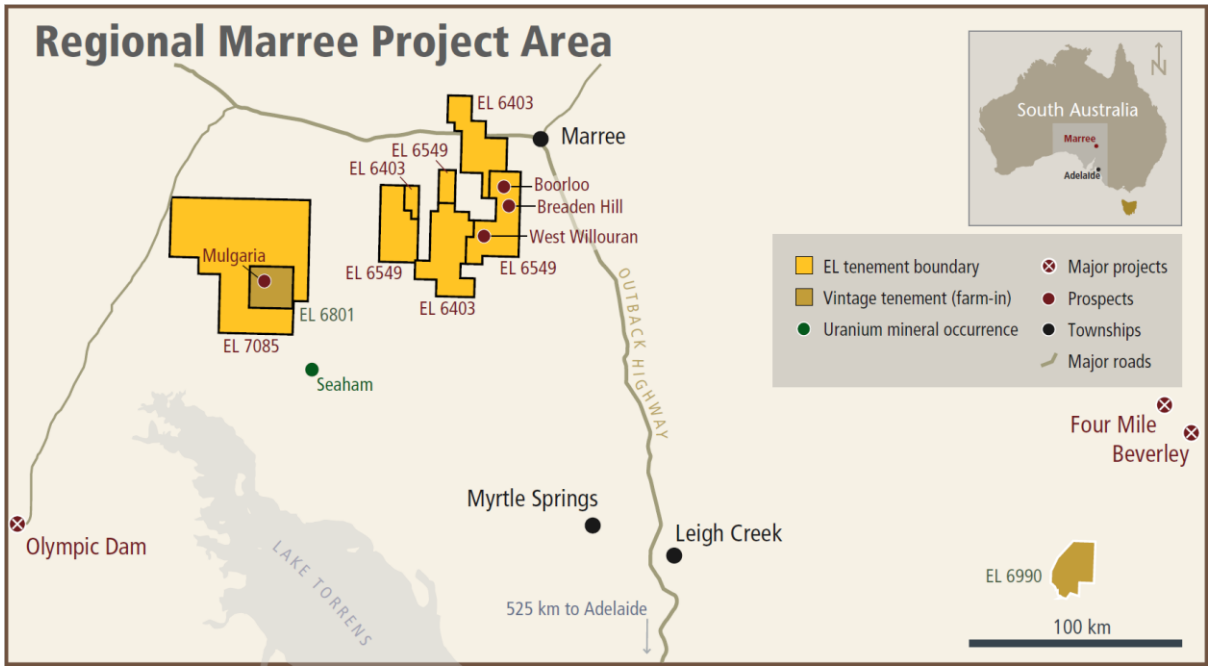

Figure 7. *Renascor's Marree Project and EL 6990 (Wooltana)*

Completion of land access arrangements will allow Renascor to advance drill testing of a uranium target at the Mulgaria prospect, located within the Frome Basin uranium province of South Australia. The Frome Basin hosts several uranium deposits and exploration projects and is considered prospective for sandstone-hosted uranium mineralisation.

Execution of the NTMA will also enable Renascor to progress exploration activities across additional base metal and gold prospects within the Company's Flat Hill exploration licence (EL 6549). Historical exploration within this area has identified several copper-gold prospects including Boorloo[13], Breaden Hill[14] and West Willouran[15], where previous exploration identified copper-cobalt mineralisation and associated gold anomalism.

In preparation for future on-ground exploration activities, Renascor has recently commissioned a hyperspectral imaging analysis program across the eastern block of EL 6549 using satellite-based data, processed by specialist provider Esper Satellite Imagery. The results will provide additional geological vectoring information which, together with historical exploration datasets, will assist the Company in refining exploration targets and prioritising future drilling programs across the Marree Project.

Wooltana Project – Uranium Targeting Underway

Renascor has commenced uranium exploration targeting at the Wooltana Project (EL 6990) in South Australia's Frome Basin.

The Frome Basin hosts several uranium deposits and exploration projects and is considered prospective for sandstone-hosted uranium mineralisation. The Wooltana Project lies within this broader uranium province and covers prospective sedimentary sequences within the basin.

As part of its initial exploration program, Renascor has engaged specialist contractors to undertake satellite-based hyperspectral analysis across the tenement area. This work is designed to assist in identifying alteration signatures and geological features associated with potential uranium mineralisation and will help guide future field exploration and target generation.

Tumby Bay – Rare Earth Exploration

Renascor continues to advance rare earth element exploration at the Tumby Bay prospect on South Australia's Eyre Peninsula.

Following earlier hyperspectral, geophysical and radiometric interpretation work, the Company has identified several areas of interest for follow-up soil geochemical sampling. Renascor is planning an expanded soil geochemistry program designed to test these targets and assess the potential scale of mineralisation across the prospect area.

For personal use only

For personal use only

Corporate Events

Share Issue

On 30 March 2026, Renascor issued 2,172,205 Shares to employees on attainment of the vesting conditions associated with previously issued Performance Rights.

Cash Position

Renascor's cash position as of 31 March 2026 was approximately A$95 million.

Surrender of Tenement

During the quarter, following a review of its exploration holdings, Renascor surrendered EL 6687, which was considered non-core to the Company's current exploration priorities.

Notes in relation to Appendix 5B

The Company had development asset costs of A$3 million during the quarter relating principally to the BAM project as detailed above. In addition, the Company had exploration and evaluation costs of A$283,000 as detailed above.

Payments to related parties and their associates during the recently completed quarter and outlined in Section 6 of Appendix 5B to this quarterly activities report were A$266,000. These payments are related to salaries, superannuation and service and consultancy fees paid to directors and director-related entities during the quarter.

Competent Person's Statements

Exploration Results

The results reported herein, insofar as they relate to exploration activities and exploration results, are based on information provided to and reviewed by Mr G.W. McConachy (Fellow of the Australasian Institute of Mining and Metallurgy) who is a director of the Company. Mr McConachy has sufficient experience relevant to the style of mineralisation and type of deposits being considered to qualify as a Competent Person as defined by the 2012 Edition of the Australasian Code for Reporting of Exploration Results, Mineral Resources and Ore Reserves (the JORC Code, 2012 Edition). Mr McConachy consents to the inclusion in the report of the matters based on the reviewed information in the form and context in which it appears.

Metallurgical Results

The results reported herein, insofar as they relate to metallurgical results, are based on information provided to and reviewed by Mr S. Ballestrin (Chartered Professional and Member of the Australasian Institute of Mining and Metallurgy) who is an employee of the Company. Mr Ballestrin has sufficient experience relevant to the style of mineralisation and type of deposits being considered, and to the activity being undertaken to qualify as a Competent Person as defined by the 2012 Edition of the Australasian Code for Reporting of Exploration Results, Mineral Resources and Ore Reserves (the JORC Code, 2012 Edition). Mr Ballestrin consents to the inclusion in the report of the matters based on the reviewed information in the form and context in which it appears.

For personal use only

Forward-looking statements and new information

This report may contain forward-looking statements. Any forward-looking statements reflect management's current beliefs based on information currently available to management and are based on what management believes to be reasonable assumptions. It should be noted that a number of factors could cause actual results, or expectations to differ materially from the results expressed or implied in the forward-looking statements.

Renascor confirms that it is not aware of any new information or data that materially affects the information included in previous market announcements (as may be cross referenced in this announcement) and that all material assumptions and technical parameters underpinning the Mineral Resource estimates, Ore Reserve estimates, production targets and forecast financial information continue to apply and have not materially changed. Renascor confirms that the form and context in which the Competent Person's findings are presented have not been materially modified from the original market announcement.

This ASX announcement has been approved by Renascor's Board of Directors and authorised for release by Renascor's Managing Director David Christensen.

For further information, please contact:

Company Contact
David Christensen
Managing Director
+61 8 8363 6989
info@renascor.com.au

Media Enquiries Contact
James Moses
Mandate Corporate
+61 (0) 420 991 574
james@mandatecorporate.com.au

Subscribe to our newsletter

For personal use only

Appendix 1

Summary of tenements for quarter ended 31 March 2026

(ASX Listing Rule 5.3.3)

Project Name	Tenement	Area km²	Registered holder/Applicant	District	Company Interest
Flat Hill	EL 6549	283	Renascor	South Australia	100%
Witchelina	EL 6403	316	Renascor	South Australia	100%
Iron Baron	EL 6698	190	Renascor	South Australia	100%
Old Wartaka	EL 6191	6	Renascor	South Australia	100%
Carnding	EL 6687	27	Renascor	South Australia	0%****
Malbooma Railway	EL 6585	32	Renascor	South Australia	100%
Stuarts Creek	EL 7085	622	Renascor	South Australia	100%
Outalpa	EL 6450	119	Astra Resources Pty Ltd (Astra) *	South Australia	100%*
Cutana	EL 6451	116	Astra*	South Australia	100%*
Bulloo Creek***	ELA-01125	122	Astra*	South Australia	100%*
Malbrom	EL 6197	77	Ausmin Development Pty Ltd (Ausmin) *	South Australia	100%*
Lipson Cove	EL 6423	258	Ausmin*	South Australia	100%*
Verran	EL 6469	671	Ausmin*	South Australia	100%*
Malbrom West	EL 6668	168	Ausmin*	South Australia	100%*
Dutton Bay	EL 6032	31	Ausmin*	South Australia	100%*
Cleve	EL 6879	162	Ausmin*	South Australia	100%*
Hincks	EL 6911	695	Ausmin*	South Australia	100%*
Siviour	ML 6495	16	Ausmin*	South Australia	100%*
Porter Hill	EL 6801	89	Vintage Exploration and Mining Pty Ltd (Vintage)**	South Australia	0%**
Wooltana	EL 6990	91	Vintage**	South Australia	0%**

*Astra and Ausmin are 100%-owned subsidiaries of Renascor.

**In July 2025, Renascor entered into a Joint Venture Agreement (Agreement) with Vintage concerning EL 6801 and EL 6990. See Renascor ASX announcement dated 8 July 2025. Pursuant to the Agreement, Renascor can earn an initial 51% interest in both EL 6801 and EL 6990 by making an upfront payment to Vintage of $10,000, spending $400,000 on exploration activities within the tenements and making a final contingent payment to Vintage of $100,000. Renascor has the option to further increase its interest to 90% by making an additional payment to Vintage of $1,000,000 within three years of completing the initial 51% earn-in. As at 31 March 2026, Renascor had not yet earned any beneficial interest in the tenements.

*** Exploration tenement application ELA-01125 was lodged for approval during the quarter.

**** Exploration tenement EL 6687 (Carnding) was surrendered during the quarter.

[1] See Renascor ASX announcement dated 11 July 2024.
[2] Renascor completed drilling at Bulloo Creek in December 2025 and received assay results from the drilling during the recently completed quarter. See Renascor ASX announcements dated 30 January 2026 and 20 March 2026.
[3] See Renascor ASX announcement dated 11 July 2024.
[4] See Renascor ASX announcement dated 11 July 2024.
[5] See Renascor ASX announcement dated 11 July 2024.
[6] See Renascor ASX announcement dated 28 March 2025.
[7] See Renascor ASX announcement dated 10 July 2025.
[8] See Renascor ASX announcement dated 28 March 2025.
[9] Renascor completed drilling at Bulloo Creek in December 2025 and received assays results from the drilling during the recently completed quarter. See Renascor ASX announcements dated 30 January 2026 and 20 March 2026.
[10] See Renascor ASX announcement dated 30 January 2026.
[11] See Renascor ASX announcement dated 20 March 2026.
[12] See Renascor ASX announcement dated 11 July 2012.
[13] Source: publicly available historical data releases available from the South Australian Resource Information Gateway (SARIG) – https://minerals.sarig.sa.gov.au/MineralDepositDetails.aspx?DEPOSIT_NO=4447.
[14] Source: publicly available historical data releases available from the South Australian Resource Information Gateway (SARIG) – https://minerals.sarig.sa.gov.au/MineralDepositDetails.aspx?DEPOSIT_NO=5227.
[15] Source: publicly available historical data releases available from the South Australian Resource Information Gateway (SARIG) – https://minerals.sarig.sa.gov.au/MineralDepositDetails.aspx?DEPOSIT_NO=4485.

For personal use only

For personal use only

Appendix 2

About Renascor

Renascor is developing a vertically integrated Battery Anode Material (**BAM**) in South Australia. The BAM project comprises:

- **the Siviour Graphite Deposit** - the world's second largest Proven Reserve of Graphite and the largest Graphite Reserve outside of Africa[16];
- **the Graphite Mine and Processing Operation** - a conventional open-pit mine and crush, grind, float processing circuit delivering world-class operating costs in large part due to the favourable geology and geometry of Renascor's Siviour Graphite Deposit; and
- **a Battery Anode Material Production Facility** – where graphite will be converted to Purified Spherical Graphite (**PSG**) using an eco-friendly processing method before being exported to lithium-ion battery anode manufacturers.

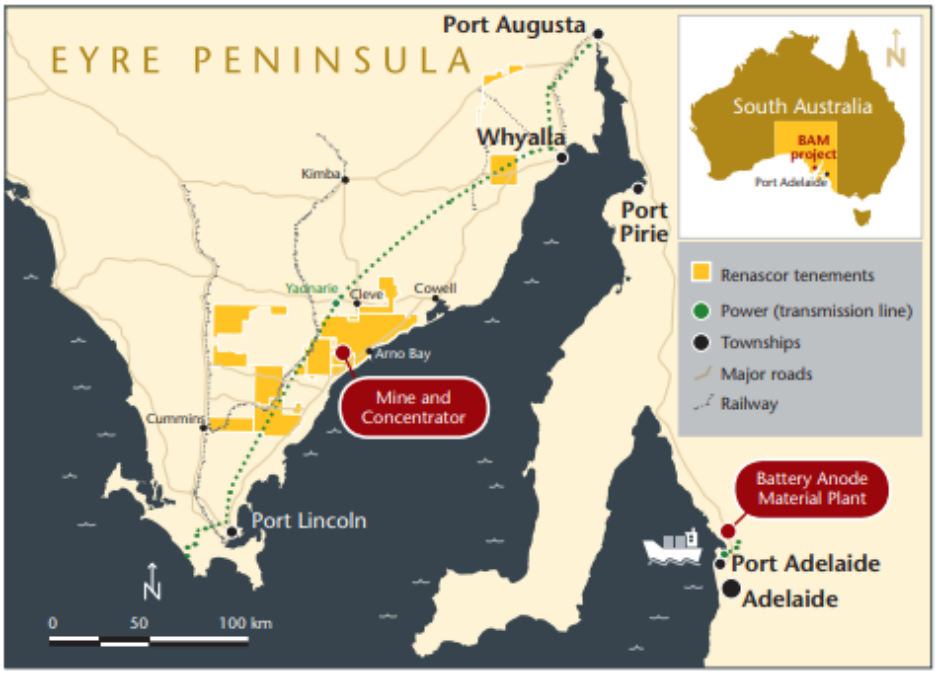



Figure 1. Renascor's Battery Anode Material Project location

HF-free

The 100% Renascor owned Siviour Graphite deposit is unique in both its near-surface, flat-lying orientation and its scale as one of the world's largest graphite Reserves. The favourable geology and size of the deposit will allow Renascor to produce graphite at a low-cost over a 40-year mine life.

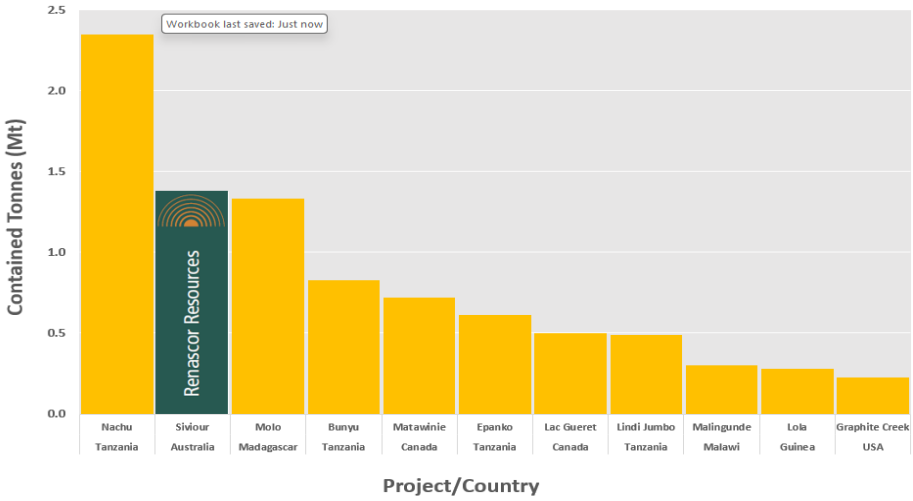

Figure 2. Globally Reported Proven Ore Reserve estimates[17]

The BAM project is in the advanced development stage, with Renascor having completed a definitive feasibility study[18] and having received its approval of its Program for Environment Protection and Rehabilitation for the upstream graphite mine and processing operation[19] and having also received provisional development authorisation for its downstream Battery Anode Material manufacturing facility.

Renascor is in a strong position to advance the BAM project, with a cash balance of approximately $95 million (as of 31 March 2026) and a conditionally approved $185 million loan facility from the Australian Government's $4 billion Critical Minerals Facility[20].

For personal use only

For personal use only

Appendix 3

Peer Comparison Data

Company	Deposit	Country	Proven Reserve				Source	Date
			Total Tonnes (Mt)	Grade (%)	TGC (Mt)	Study Status*		
Volt Resources Ltd	Bunyu	Tanzania	19.3	4.3%	0.8	Pre-Feasibility Study	https://announcements.asx.com.au/asxpdf/20161215/pdf/43drlhpvdwbhxp.pdf	15 December 2016
Ecograf Ltd	Epanko	Tanzania	7.1	8.6%	0.6	Bankable Feasibility Study	https://www.ecograf.com.au/wp-content/uploads/2026/02/3029888.pdf	25 February 2026
Graphite One Inc	Graphite Creek	USA	3.8	6.0%	0.2	Pre-Feasibility Study	https://www.graphiteoneinc.com/wp-content/uploads/2022/10/JDS-Graphite-One-NI-43-101-PFS-20221013-compressed.pdf	14 October 2022
Nouveau Monde Graphite	Lac Guéret	Canada	2.0	25.1%	0.5	Technical Feasibility Study	https://masongraphite.com/wp-content/uploads/2021/06/a53b7c_22115be39ccf4d85b9579f359680997c.pdf	12 December 2018
Walkabout Resources Ltd	Lindi Jumbo	Tanzania	2.5	19.3%	0.5	Definitive Feasibility Study	https://announcements.asx.com.au/asxpdf/20190228/pdf/44321stl8dlk5f.pdf	28 February 2019
Falcon Energy Materials plc	Lola	Guinea	6.4	4.4%	0.3	Technical Feasibility Study	https://minedocs.com/25/SRG-Mining-Lola-Project-Update-FS-02272023.pdf	12 April 2023
NGX Ltd	Malingunde	Malawi	3.1	9.5%	0.3	Pre-Feasibility Study	https://announcements.asx.com.au/asxpdf/20230614/pdf/05qn89bfqrhwx8.pdf	14 June 2023
Nouveau Monde Graphite	Matawinie	Canada	17.3	4.2%	0.7	Technical Feasibility Study	https://nmg.com/wp-content/uploads/2022/08/Feasibility-Study-NMGs-Integrated-Phase-2-Projects.pdf	10 August 2022
NextSource Materials Inc	Molo	Madagascar	21.3	6.2%	1.3	Technical Feasibility Study	P9239 Molo Graphite Phase 2 NI43-101 Technical Report (nextsourcematerials.com)	12 December 2023
Magnis Energy Technologies Ltd	Nachu	Tanzania	50.5	4.6%	2.4	Bankable Feasibility Study	https://magnis.com.au/files/Nachu-BFS-Update.pdf	27 September 2022

* Denotes the name of the study at the time of the release. The Molo and Lindi Jumbo projects are now in the operations phase, with all other projects being in pre-production phase.

[16] See Renascor ASX announcement dated 21 July 2020.
[17] Source: public company reports. Does not include graphite deposits that do not publicly report data on main stock exchanges in Australia, Canada, the United Kingdom and the United States. See Appendix 1 for further details on sourcing.
[18] See Renascor ASX announcement dated 8 August 2023.
[19] See Renascor ASX announcement dated 28 November 2022.
[20] See Renascor ASX announcement dated 17 April 2024.

Appendix 5B

Mining exploration entity or oil and gas exploration entity quarterly cash flow report

Name of entity

Renascor Resources Limited

ABN	Quarter ended ("current quarter")
90 135 531 341	31 March 2026

Consolidated statement of cash flows		Current quarter $A'000	Year to date (9 months) $A'000
1.	**Cash flows from operating activities**		
1.1	Receipts from customers	-	-
1.2	Payments for		
	(a) exploration & evaluation	(6)	(10)
	(b) development	-	-
	(c) production	-	-
	(d) staff costs	(201)	(912)
	(e) administration and corporate costs	(332)	(1,218)
1.3	Dividends received (see note 3)	-	-
1.4	Interest received	608	2,642
1.5	Interest and other costs of finance paid	-	-
1.6	Income taxes paid	-	-
1.7	Government grants and tax incentives	-	-
1.8	Other (provide details if material)	-	-
1.9	**Net cash from / (used in) operating activities**	**69**	**502**

2.	**Cash flows from investing activities**		
2.1	Payments to acquire or for:		
	(a) entities	-	-
	(b) tenements	-	-
	(c) property, plant and equipment	-	-
	(d) exploration & evaluation	(277)	(569)
	(e) investments	-	-
	(f) other non-current assets	(3,155)	(11,936)

For personal use only

For personal use only

Consolidated statement of cash flows		Current quarter $A'000	Year to date (9 months) $A'000
2.2	Proceeds from the disposal of:		
	(a) entities	-	-
	(b) tenements	-	-
	(c) property, plant and equipment	-	-
	(d) investments	-	-
	(e) other non-current assets	-	-
2.3	Cash flows from loans to other entities	-	-
2.4	Dividends received (see note 3)	-	-
2.5	Other (provide details if material)		
	(a) government grants	-	975
	(b) R&D Tax Incentive	1,273	1,273
	(c) other	110	(66)
2.6	**Net cash from / (used in) investing activities**	**(2,049)**	**(10,323)**

3.	**Cash flows from financing activities**		
3.1	Proceeds from issues of equity securities (excluding convertible debt securities)	-	-
3.2	Proceeds from issue of convertible debt securities	-	-
3.3	Proceeds from exercise of options	-	-
3.4	Transaction costs related to issues of equity securities or convertible debt securities	-	-
3.5	Proceeds from borrowings	-	-
3.6	Repayment of borrowings	-	-
3.7	Transaction costs related to loans and borrowings	-	-
3.8	Dividends paid	-	-
3.9	Other (provide details if material)	-	-
	(a) payment of lease liabilities	(148)	(523)
3.10	**Net cash from / (used in) financing activities**	**(148)**	**(523)**

4.	**Net increase / (decrease) in cash and cash equivalents for the period**		
4.1	Cash and cash equivalents at beginning of period	97,175	105,391
4.2	Net cash from / (used in) operating activities (item 1.9 above)	69	502

Consolidated statement of cash flows		**Current quarter $A'000**	**Year to date (9 months) $A'000**
4.3	Net cash from / (used in) investing activities (item 2.6 above)	(2,049)	(10,323)
4.4	Net cash from / (used in) financing activities (item 3.10 above)	(148)	(523)
4.5	Effect of movement in exchange rates on cash held	-	-
4.6	**Cash and cash equivalents at end of period**	**95,047**	**95,047**

5.	**Reconciliation of cash and cash equivalents** at the end of the quarter (as shown in the consolidated statement of cash flows) to the related items in the accounts	**Current quarter $A'000**	**Previous quarter $A'000**
5.1	Bank balances	4,937	2,175
5.2	Call deposits	90,110	95,000
5.3	Bank overdrafts	-	-
5.4	Other (provide details)	-	-
5.5	**Cash and cash equivalents at end of quarter (should equal item 4.6 above)**	**95,047**	**97,175**

6.	**Payments to related parties of the entity and their associates**	**Current quarter $A'000**
6.1	Aggregate amount of payments to related parties and their associates included in item 1	96
6.2	Aggregate amount of payments to related parties and their associates included in item 2	170

Note: if any amounts are shown in items 6.1 or 6.2, your quarterly activity report must include a description of, and an explanation for, such payments.

For personal use only

For personal use only

7.	**Financing facilities** *Note: the term "facility' includes all forms of financing arrangements available to the entity.* *Add notes as necessary for an understanding of the sources of finance available to the entity.*	**Total facility amount at quarter end $A'000**	**Amount drawn at quarter end $A'000**
7.1	Loan facilities	-	-
7.2	Credit standby arrangements	-	-
7.3	Other (please specify)	-	-
7.4	**Total financing facilities**	-	-
7.5	**Unused financing facilities available at quarter end**		-
7.6	Include in the box below a description of each facility above, including the lender, interest rate, maturity date and whether it is secured or unsecured. If any additional financing facilities have been entered into or are proposed to be entered into after quarter end, include a note providing details of those facilities as well.		

8.	**Estimated cash available for future operating activities**	**$A'000**
8.1	Net cash from / (used in) operating activities (item 1.9)	69
8.2	(Payments for exploration & evaluation classified as investing activities) (item 2.1(d))	(277)
8.3	Total relevant outgoings (item 8.1 + item 8.2)	(208)
8.4	Cash and cash equivalents at quarter end (item 4.6)	95,047
8.5	Unused finance facilities available at quarter end (item 7.5)	-
8.6	Total available funding (item 8.4 + item 8.5)	95,047
8.7	**Estimated quarters of funding available (item 8.6 divided by item 8.3)**	457

Note: if the entity has reported positive relevant outgoings (ie a net cash inflow) in item 8.3, answer item 8.7 as "N/A". Otherwise, a figure for the estimated quarters of funding available must be included in item 8.7.

8.8 If item 8.7 is less than 2 quarters, please provide answers to the following questions:

8.8.1 Does the entity expect that it will continue to have the current level of net operating cash flows for the time being and, if not, why not?

Answer: N/A

8.8.2 Has the entity taken any steps, or does it propose to take any steps, to raise further cash to fund its operations and, if so, what are those steps and how likely does it believe that they will be successful?

Answer: N/A

8.8.3	Does the entity expect to be able to continue its operations and to meet its business objectives and, if so, on what basis?
Answer: N/A	
Note: where item 8.7 is less than 2 quarters, all of questions 8.8.1, 8.8.2 and 8.8.3 above must be answered.	

Compliance statement

1 This statement has been prepared in accordance with accounting standards and policies which comply with Listing Rule 19.11A.

2 This statement gives a true and fair view of the matters disclosed.

Date: 30 April 2026

Authorised by: The Board of Directors of Renascor Resources Limited
(Name of body or officer authorising release – see note 4)

Notes

1. This quarterly cash flow report and the accompanying activity report provide a basis for informing the market about the entity's activities for the past quarter, how they have been financed and the effect this has had on its cash position. An entity that wishes to disclose additional information over and above the minimum required under the Listing Rules is encouraged to do so.

2. If this quarterly cash flow report has been prepared in accordance with Australian Accounting Standards, the definitions in, and provisions of, *AASB 6: Exploration for and Evaluation of Mineral Resources* and *AASB 107: Statement of Cash Flows* apply to this report. If this quarterly cash flow report has been prepared in accordance with other accounting standards agreed by ASX pursuant to Listing Rule 19.11A, the corresponding equivalent standards apply to this report.

3. Dividends received may be classified either as cash flows from operating activities or cash flows from investing activities, depending on the accounting policy of the entity.

4. If this report has been authorised for release to the market by your board of directors, you can insert here: "By the board". If it has been authorised for release to the market by a committee of your board of directors, you can insert here: "By the [*name of board committee – eg Audit and Risk Committee*]". If it has been authorised for release to the market by a disclosure committee, you can insert here: "By the Disclosure Committee".

5. If this report has been authorised for release to the market by your board of directors and you wish to hold yourself out as complying with recommendation 4.2 of the ASX Corporate Governance Council's *Corporate Governance Principles and Recommendations*, the board should have received a declaration from its CEO and CFO that, in their opinion, the financial records of the entity have been properly maintained, that this report complies with the appropriate accounting standards and gives a true and fair view of the cash flows of the entity, and that their opinion has been formed on the basis of a sound system of risk management and internal control which is operating effectively.

For personal use only