

Osteopore[®]

Q1 CY26 Quarterly Report

30 Apr 2026



For personal use only

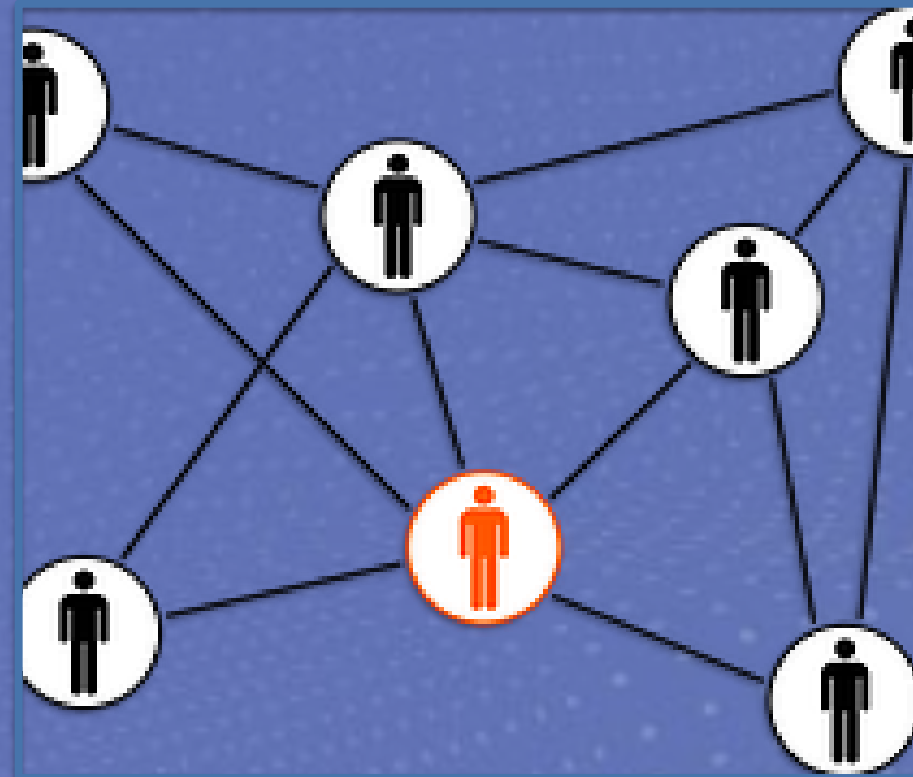
Quarterly highlights

Osteopore Limited (ASX:OSX) ("**Osteopore**" or the "**Company**"), a revenue-generating manufacturer of regenerative implants that empower natural tissue regeneration, is pleased to release its quarterly results and Appendix 4C Quarterly Cash Flow Report for the three months ended 31 March 2026.



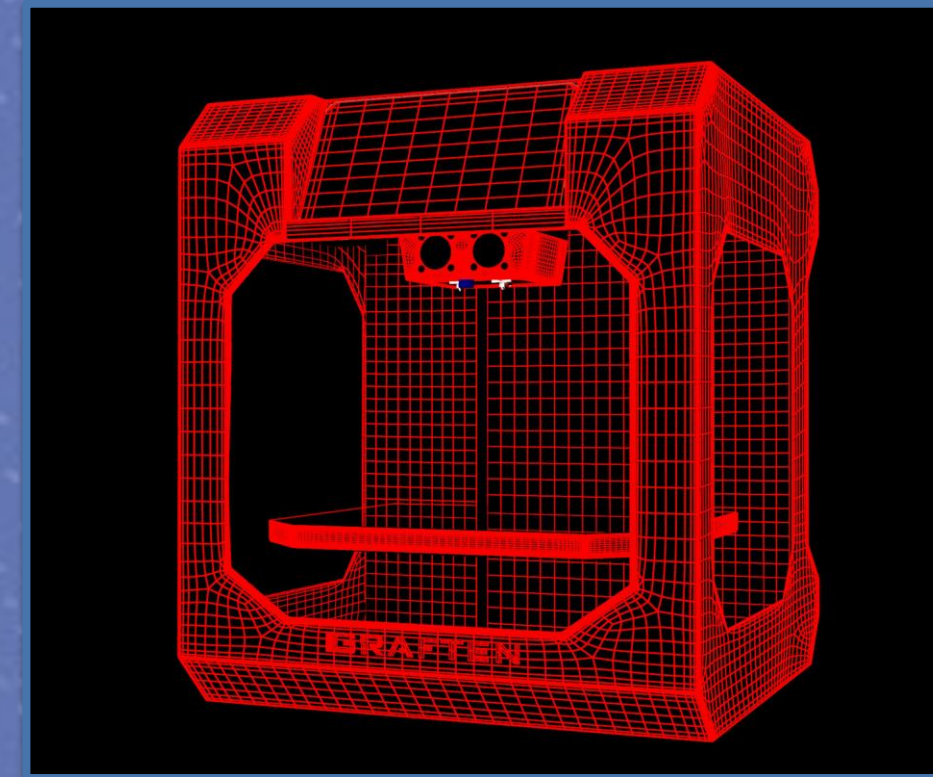
Osteopore revenue grows
10% QoQ and 4% YoY

Osteopore records revenue of AUD 754K in Q1 CY26, a growth of **10% QoQ** and **4% YoY**.



Positive momentum as more partners sign up to distribute Osteopore products

Essex-Bio (Majeton), Medprin, and MontsMed signed up in **China, Latin America, and Hong Kong** respectively



3D printing services established as additional revenue stream

New business leverages on core competency and **widens value-chain capture**

Quarterly highlights

Osteopore Limited (ASX:OSX) ("**Osteopore**" or the "**Company**"), a revenue-generating manufacturer of regenerative implants that empower natural tissue regeneration, is pleased to release its quarterly results and Appendix 4C Quarterly Cash Flow Report for the three months ended 31 March 2026.



Autologous dentin bone graft technology secured for Singapore

Enables **conversion of teeth into autologous, osteoinductive dentin within minutes**



Injectable bone filler distribution secured for Southeast Asian markets

Complementary product targets **AUD \$284m Asia Pacific orthobiologics and bone graft substitutes market**



First Asia Pacific Global Centre Centre of Excellence planned in Hong Kong

This Centre of Excellence enables Osteopore to **scale its customised medical device while deepening collaboration in Hong Kong**

Quarterly highlights

Osteopore Limited (ASX:OSX) ("**Osteopore**" or the "**Company**"), a revenue-generating manufacturer of regenerative implants that empower natural tissue regeneration, is pleased to release its quarterly results and Appendix 4C Quarterly Cash Flow Report for the three months ended 31 March 2026.




Avascular necrosis product innovation with Singapore Tan Tock Seng Hospital

New product to **address avascular necrosis** of the hip joint



Precision catheter guide innovation with National University Hospital Singapore

Precision guide to augment outcomes for freehand catheter placement into the brain



Bone & tissue regeneration in-licensing from Accelerate, A*Star Singapore

New technology that **strengthens Osteopore's pipeline and leadership** position in bone and tissue regeneration

“

The year commenced on a busy and productive footing for our team at Osteopore.

Revenue in Q1 2026 improved 10% QoQ and 4% YoY, signalling sustained commercial traction.

We welcomed Essex-Bio (Majeton), Medprin, and MontsMed as our distribution partners as we look to fuel our growth in China, Latin America, and Hong Kong respectively.

Our new business in 3D printing services introduces an additional revenue stream as we look forward to being a bigger part of the patient's journey.

It is an exciting time of growth with the addition of distributing an injectable bone filler and dentin graft technology in Singapore and the region.

We also announced our intent to establish a second Global Centre of Excellence in Hong Kong to support our commercial progress across all business segments.

Our development pipeline saw major progress with the in-licensing of bone and tissue regeneration technology from A*Star. Additionally, we commenced co-development applications in avascular necrosis of the hip, and a precision guide for catheter placement in neurosurgery procedures.

”

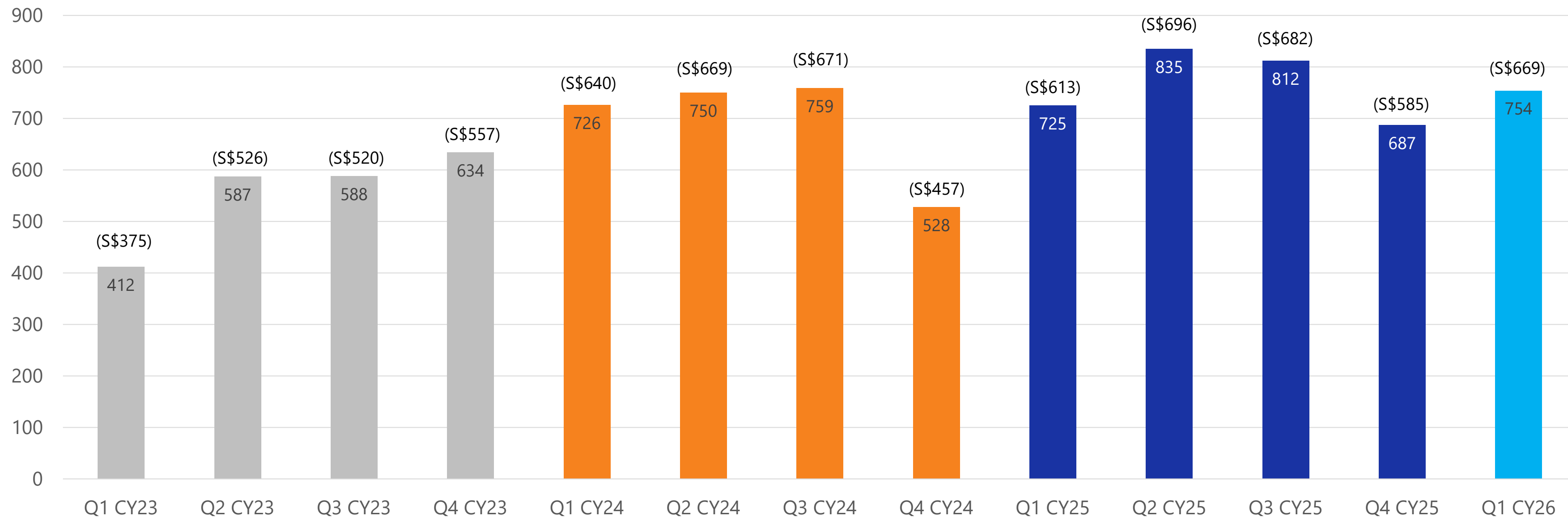
Mark Leong
Executive Chairman



Osteopore revenue grows by 10% QoQ and 4% YoY, records AUD 754K (~SGD 669K) in Q1 CY26

Growth metrics based on the Singapore Dollar, which is Osteopore's working currency, is 14% QoQ and 9% YoY. Over the last 52-week period, the Australian Dollar strengthened against the Singapore Dollar by approximately 5%.

Quarterly Sales Revenue in A\$'000



*A\$/S\$: Average exchange rate of each quarter is obtained from <https://www.rba.gov.au/>

For personal use only

Multi-year exclusive collaboration valued above RMB \$12m (~AUD \$2.5m) for the Chinese market

- On 16 January 2026 ¹, Osteopore struck a **multi-year exclusive collaboration, valued above RMB \$12m (~AUD \$2.5m)**, with Majeton to commercialise the Company's dental, orthodontic, and maxillofacial products in China, Hong Kong, and Macau.
- Majeton's parent company is Hong Kong-listed bio-pharmaceutical company Essex Bio-Technology Limited (01061.HK), which reported a turnover of HKD \$1,669.8m and profit of HKD \$307m in 2024.
- Consequently, the arrangements ^{2, 3} with CellHeal have been terminated.

¹ ASX announcement: 'OSX partners up for Chinese dental & maxillofacial market', 16 January 2026

² ASX announcement: 'Strategic Partnership for Clinical R&D in China worth \$4m', 8 June 2023


³ ASX announcement: 'OSX receives A\$10m commitment for commercialisation in China', 25 July 2023

Craniofacial deal with Medprin Regenerative Medical Technologies co. for Latin America

- On 13 February 2026 ¹, Medprin Biotech GmbH signed up to distribute Osteopore's craniofacial products in Latin America.
- Medprin Biotech is a fully-owned subsidiary of Medprin Regenerative Medical Technologies Co., Ltd which is a neurosurgery-focused company listed on the ChiNext market of the Shenzhen Stock Exchange (301033.SZ), with a market capitalisation of approximately RMB \$4.9b (AUD \$1b).
- With Medprin as Osteopore's partner, **access is expected to be significantly enhanced from one country (Colombia) to the region, which consists of 20 countries.**

Orthopaedic business expansion into Hong Kong with MontsMed


- On 22 January 2026 ¹, Osteopore expands its orthopaedic business into Hong Kong through an exclusive distribution agreement with Hong Kong-based MontsMed Hong Kong Company Limited (MontsMed).
- The business will **initially focus on the orthopaedic trauma reconstruction market**, which is the key market segment where Osteopore's devices has the highest likelihood of application.
- Although Hong Kong is a relatively small market, it holds **strategic importance to China as a potential gateway to the Greater Bay Area**. The potential benefits include regulatory harmonisation initiatives that facilitate cross-border use of medical devices and collaborative innovation across the region's extensive healthcare infrastructure



¹ ASX announcement: 'OSX strikes agreement for orthopaedic products in Hong Kong', 22 January 2026

3D printing services established as new business; additional revenue stream

- On 10 February 2026 ¹, Osteopore announced the expansion into 3D printing services, widening value chain capture and revenue streams.
- This **new business includes pre-surgical planning models and sterilised, intra-operative use cutting jigs**, among others.
- The global healthcare 3D printing market is forecast to reach USD 8.0 billion by the early 2030s, with the Asia-Pacific (APAC) region is expected to be among the fastest-growing markets, with projected CAGRs of approximately 20–22 %.



¹ ASX announcement: 'OSX establishes new business in 3D printing services', 10 February 2026

Autologous dentin bone graft technology secured for Singapore

- On 3 March 2026 ¹, Osteopore announced distribution rights to a new **autologous process for dental socket preservation**, and other indications requiring bone regeneration for Singapore, which also serves as a potential launchpad into the ASEAN/ APAC markets.
- This process **enables chairside conversion of extracted teeth into mineralised and demineralised autologous dentin graft** within minutes.
- The Asia Pacific dental bone graft market is expected to reach USD 303m (~AUD 425m) by 2030, growing at a Compound Annual Growth Rate of 10.9% between 2024 and 2030.

¹ ASX announcement: 'OSX secures distribution for autologous dentin bone graft', 3 March 2026



Injectable bone filler distribution secured for Southeast Asian markets

- On 12 March 2026 ¹, Osteopore announced the **non-exclusive distribution rights from the Biomedical division of dsm-firmenich**, a global leader in nutrition, health, and beauty, for its **injectable regenerative bone filler for Southeast Asia (SEA)**.
- The injectable regenerative bone filler is a complementary addition to Osteopore's growing product portfolio in orthopaedics.
- The **SEA region's share** of the Asia Pacific (APAC) **orthobiologics and bone graft substitutes market is estimated to be ~AUD 94.6 to AUD 284m (~10-30% of the APAC market size)** and is expanding with increased healthcare spending, trauma incidence and surgical capacity across countries such as Singapore, Thailand, Malaysia, and Indonesia.

¹ ASX announcement: 'OSX signs agreement for injectable regenerative bone filler', 12 March 2026

First Asia Pacific Global Centre Centre of Excellence planned in Hong Kong

- On 30 January 2026 ¹, Osteopore announced the intent to set up its first Asia Pacific Global Centre of Excellence in Hong Kong.
- This newly established APAC GCoE will **leverage on the framework and experience from Singapore**, with the aim of supporting Osteopore's commercial launch of customised orthopaedic implants in Hong Kong.
- Similar to the first GCoE in Singapore, this **GCoE will enable Osteopore to co-develop, test, validate, adopt and scale its customised medical device globally while deepening collaboration with Hong Kong's clinicians and accelerating adoption.**

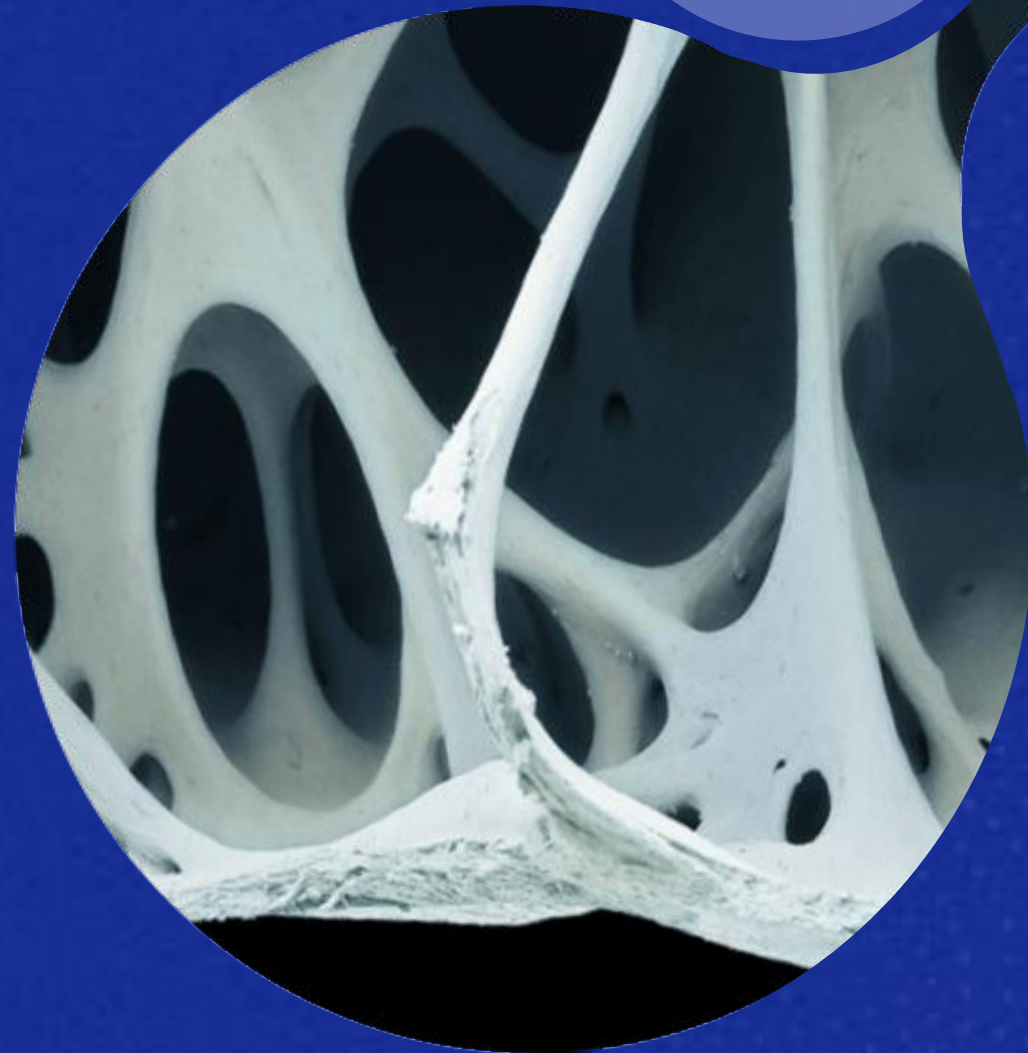


¹ ASX announcement: 'OSX bolsters digital design, eyes HK Centre of Excellence', 30 January 2026

Avascular necrosis product innovation with Singapore Tan Tock Seng Hospital



- On 5 March 2026 ¹, Osteopore signed a collaboration agreement with Tan Tock Seng Hospital (TTSH) for the development of a **novel implant to treat avascular necrosis (AVN) of the hip.**
- AVN of the hip can cause pain and discomfort. The conditions worsen over time, and without treatment, can result in the collapse of the bone at the hip joint.
- It is reported that **there are between 20,000 and 30,000 new cases of AVN in the U.S. each year.**
- This collaboration shall run for a period of 18 months until 3rd quarter of 2027 unless terminated earlier or an extension is required.



¹ ASX announcement: 'OSX and TTSH sign collaboration agreement for novel implant', 5 March 2026

Precision catheter guide innovation with National University Hospital Singapore

- On 10 March 2026 ¹, Osteopore signed a collaboration agreement with the National University Hospital of Singapore (NUH) to develop a **novel ventricular catheter guide to enhance precision and patient safety in neurosurgery.**
- The **global market opportunity** for a mechanical intra-operative external ventricular drain (EVD) guide is substantial, with an **estimated 20,000 to 25,000 EVD procedures performed annually just in the United States.**
- As neuro navigation systems remain cost prohibitive for many healthcare settings worldwide, a capital-light, highly-scalable solution has the potential to improve precision and reduce complications globally.



¹ ASX announcement: 'OSX and NUH to co-develop surgical guide in neurosurgery', 10 March 2026

Bone & tissue regeneration in-licensing from Accelerate, A*STAR Singapore

- On 8 January 2026 ¹, Osteopore signed an **exclusive license** for an innovative technology that **accelerates bone and tissue regeneration**.
- The licensing was obtained from Accelerate Technologies Pte Ltd (Accelerate), A*STAR's technology transfer arm.
- The technology puts Osteopore in the position to tap on new markets including the bone morphogenetic protein-2 (BMP-2) market. The **Asia Pacific BMP-2 market size was USD \$670m (~AUD \$934m) in 2024, and will grow at a CAGR of 8.5% from 2024 to 2031.**

¹ ASX announcement: 'OSX sign exclusive license for novel regenerative technology', 8 January 2026



Professional society engagement

For personal use only



Oman Orthopaedic Conference, Jan 2026

At the pre-conference workshop of the Orthopaedic Society of Oman meeting, Team Osteopore was present to showcase the clinical applications and outcomes of its customised bone solutions to the Middle Eastern community. Osteopore's clinicians spoke widely about their experience and outcomes, which generated strong interest from the orthopaedic surgeons who were in attendance.



Singapore Limb Society Meeting, Feb 2026

Osteopore hosted the Singapore Limb Reconstruction Society meeting in February 2026. The meeting was well attended by its society members and several surgeons shared their experience and outcomes with our products. This led to Osteopore orthopaedic products being invited for onboarding at selected public hospitals.



Thailand Orthopaedic Meeting, Mar 2026

Osteopore was represented by Dr. Park So Yeon and Ms. Fiona at the 14th Thai Orthopaedic Trauma Annual Congress (TOTAC). They presented our unique 3D printed bone scaffold implants to the local community, which generated strong interest to trial the device and eventually offer the scaffolds as potential alternatives in cases of bone loss. The meeting strengthened our intent to commercialise in Thailand.

Appendix 4C - Quarterly cashflow report

Corporate and financial summary

The attached Appendix 4C provides details of the cashflows for the quarter ended 31 March 2026.

As at 31 March 2026, the Company has a cash balance of approximately A\$1,734,000.

Net cash used in operating activities during the quarter amounted to approximately A\$205,000. This was lower compared to previous quarters primarily due to the Company receiving the dossier fee of RMB 2.5 million (~A\$565,000) from Majeton Pte Ltd, as part of the key terms for the commercialisation of its innovative dental, orthodontic, and maxillofacial products in China, Hong Kong, and Macau.

The Company maintains access to the redeemable convertible note facility with an aggregate nominal value of up to A\$20,000,000, of which A\$5,750,000 had been drawn as at 31 March 2026, leaving A\$14,250,000 in available funding.

Related party transactions

Payments in the March quarter to related parties of approximately A\$190,000 at Item 6 in Appendix 4C, comprised of director fees and salaries.

Osteopore[®]

Mark Leong
Executive Chairman
E: mark_leong@osteopore.com

Lim Yujing PhD
Chief Executive Officer & Chief Technology Officer
E: lim_yujing@osteopore.com



Appendix 4C

Quarterly cash flow report for entities subject to Listing Rule 4.7B

Name of entity

Osteopore Limited

ABN

65 630 538 957

Quarter ended ("current quarter")

31 March 2026

Consolidated statement of cash flows	Current quarter \$A'000	Year to date (3 months) \$A'000
1. Cash flows from operating activities		
1.1 Receipts from customers	615	615
1.2 Payments for		
(a) research and development	(69)	(69)
(b) product manufacturing and operating costs	(240)	(240)
(c) marketing, business development & investor relations (including allocated staff costs)	(409)	(409)
(d) leased assets	(30)	(30)
(e) staff costs (other than allocated staff costs under note 1.2(c))	(366)	(366)
(f) administration and corporate costs	(329)	(329)
1.3 Dividends received (see note 3)	-	-
1.4 Interest received	1	1
1.5 Interest and other costs of finance paid	(1)	(1)
1.6 Income taxes paid	-	-
1.7 Government grants and tax incentives	58	58
1.8 Other (dossier fee)	565	565
1.9 Net cash from / (used in) operating activities	(205)	(205)

2. Cash flows from investing activities		
2.1 Payments to acquire:		
(a) entities	-	-
(b) businesses	-	-
(c) property, plant and equipment	(30)	(30)

Consolidated statement of cash flows		Current quarter \$A'000	Year to date (3 months) \$A'000
	(d) investments	-	-
	(e) intellectual property	-	-
	(f) other non-current assets	-	-
2.2	Proceeds from disposal of:		
	(a) entities	-	-
	(b) businesses	-	-
	(c) property, plant and equipment	-	-
	(d) investments	-	-
	(e) intellectual property	-	-
	(f) other non-current assets	-	-
2.3	Cash flows from loans to other entities	(45)	(45)
2.4	Dividends received (see note 3)	-	-
2.5	Other	-	-
2.6	Net cash from / (used in) investing activities	(75)	(75)

3.	Cash flows from financing activities		
3.1	Proceeds from issues of equity securities (excluding convertible debt securities)	-	-
3.2	Proceeds from issue of convertible debt securities	1,500	1,500
3.3	Proceeds from exercise of share options	-	-
3.4	Transaction costs related to issues of equity securities or convertible debt securities	(90)	(90)
3.5	Proceeds from borrowings	-	-
3.6	Repayment of borrowings	-	-
3.7	Transaction costs related to loans and borrowings	-	-
3.8	Dividends paid	-	-
3.9	Other	-	-
3.10	Net cash from / (used in) financing activities	1,410	1,410

4.	Net increase / (decrease) in cash and cash equivalents for the period		
4.1	Cash and cash equivalents at beginning of period	627	627

Consolidated statement of cash flows		Current quarter \$A'000	Year to date (3 months) \$A'000
4.2	Net cash from / (used in) operating activities (item 1.9 above)	(205)	(205)
4.3	Net cash from / (used in) investing activities (item 2.6 above)	(75)	(75)
4.4	Net cash from / (used in) financing activities (item 3.10 above)	1,410	1,410
4.5	Effect of movement in exchange rates on cash held	(23)	(23)
4.6	Cash and cash equivalents at end of period	1,734	1,734

5.	Reconciliation of cash and cash equivalents at the end of the quarter (as shown in the consolidated statement of cash flows) to the related items in the accounts	Current quarter \$A'000	Previous quarter \$A'000
5.1	Bank balances	1,728	621
5.2	Call deposits	6	6
5.3	Bank overdrafts	-	-
5.4	Other (provide details)	-	-
5.5	Cash and cash equivalents at end of quarter (should equal item 4.6 above)	1,734	627

6. Payments to related parties of the entity and their associates

- 6.1 Aggregate amount of payments to related parties and their associates included in item 1
- 6.2 Aggregate amount of payments to related parties and their associates included in item 2

**Current quarter
\$A'000**

190

-

Payments made to Directors related to:

1. Non-executive director fees and superannuation;
2. Executive director fees and salaries

7. Financing facilities	Total facility amount at quarter end \$A'000	Amount drawn at quarter end \$A'000
<i>Note: the term "facility" includes all forms of financing arrangements available to the entity. Add notes as necessary for an understanding of the sources of finance available to the entity.</i>		
7.1 Loan facilities	-	-
7.2 Credit standby arrangements	-	-
7.3 Other (please specify)	20,000,000	5,750,000
7.4 Total financing facilities	20,000,000	5,750,000
7.5 Unused financing facilities available at quarter end		14,250,000

7.6 Include in the box below a description of each facility above, including the lender, interest rate, maturity date and whether it is secured or unsecured. If any additional financing facilities have been entered into or are proposed to be entered into after quarter end, include a note providing details of those facilities as well.

On 24 December 2024, the Company entered into a subscription agreement to issue 4% redeemable convertible notes with an aggregate nominal value of up to \$20,000,000 comprising of 4 equal tranches of nominal value of \$5,000,000 each. Each tranche comprises 20 equal sub-tranches of \$250,000 each. The face value of the convertible notes when issued is \$50,000 each.

The interest amount is equivalent to 100% of the nominal value of the convertible notes at the rate of 4.0% per annum. The interest is payable in cash quarterly in arrears.

The maturity date of the notes is 36 months from the closing date of the first tranche. A Noteholder may at any time up to 7 calendar days prior to the maturity date exercise its right to convert all outstanding notes into shares. The convertible notes which are not redeemed or purchased, converted or cancelled by the Company on or before the maturity date shall be converted by the Company on the maturity date.

The conversion price shall be 80% of the average of the closing price per share on any 5 consecutive business days as selected by the noteholder during the 45 business days immediately preceding the relevant Conversion Date on which shares were traded on the ASX.

8. Estimated cash available for future operating activities	\$A'000
8.1 Net cash from / (used in) operating activities (Item 1.9)	(205)
8.2 Cash and cash equivalents at quarter end (Item 4.6)	1,734
8.3 Unused finance facilities available at quarter end (Item 7.5)	14,250
8.4 Total available funding (Item 8.2 + Item 8.3)	15,984
8.5 Estimated quarters of funding available (Item 8.4 divided by Item 8.1)	77.97

8.6 If Item 8.5 is less than 2 quarters, please provide answers to the following questions:

- Does the entity expect that it will continue to have the current level of net operating cash flows for the time being and, if not, why not?

Answer: NA

- Has the entity taken any steps, or does it propose to take any steps, to raise further cash to fund its operations and, if so, what are those steps and how likely does it believe that they will be successful?

Answer: NA

3. Does the entity expect to be able to continue its operations and to meet its business objectives and, if so, on what basis?

Answer: NA

Compliance statement

- 1 This statement has been prepared in accordance with accounting standards and policies which comply with Listing Rule 19.11A.
- 2 This statement gives a true and fair view of the matters disclosed.

Date: 30 April 2026

Authorised by: By the Board

.....
(Name of body or officer authorising release – see note 4)

Notes

1. This quarterly cash flow report and the accompanying activity report provide a basis for informing the market about the entity's activities for the past quarter, how they have been financed and the effect this has had on its cash position. An entity that wishes to disclose additional information over and above the minimum required under the Listing Rules is encouraged to do so.
2. If this quarterly cash flow report has been prepared in accordance with Australian Accounting Standards, the definitions in, and provisions of, *AASB 107: Statement of Cash Flows* apply to this report. If this quarterly cash flow report has been prepared in accordance with other accounting standards agreed by ASX pursuant to Listing Rule 19.11A, the corresponding equivalent standard applies to this report.
3. Dividends received may be classified either as cash flows from operating activities or cash flows from investing activities, depending on the accounting policy of the entity.
4. If this report has been authorised for release to the market by your board of directors, you can insert here: "By the board". If it has been authorised for release to the market by a committee of your board of directors, you can insert here: "By the [name of board committee – e.g., Audit and Risk Committee]". If it has been authorised for release to the market by a disclosure committee, you can insert here: "By the Disclosure Committee".
5. If this report has been authorised for release to the market by your board of directors and you wish to hold yourself out as complying with recommendation 4.2 of the ASX Corporate Governance Council's *Corporate Governance Principles and Recommendations*, the board should have received a declaration from its CEO and CFO that, in their opinion, the financial records of the entity have been properly maintained, that this report complies with the appropriate accounting standards and gives a true and fair view of the cash flows of the entity, and that their opinion has been formed on the basis of a sound system of risk management and internal control which is operating effectively.