



For personal use only

**Q3 FY26
QUARTERLY
ACTIVITIES
REPORT**

ASX: TTX
ABN: 72 607 771 077

Q3 FY26 QUARTERLY ACTIVITIES REPORT

SYDNEY, Australia 23 April 2026: Tetratherix Limited (ASX: TTX) (**Tetratherix**) is pleased to release its Appendix 4C and quarterly activities report for the period ended 31 March 2026.

KEY HIGHLIGHTS FOR THE QUARTER (Q3 FY26)

Key business highlights for Q3 FY26

- Tetratherix executes **exclusive R&D agreement with Superpower** expediting its path to revenue
- **Tutelix** fast tracks pivotal trial program following **Series A Capital raise**
- **Performance of TetraDerm** in scar prevention reaching one year follow up time point and other major clinical milestones.
- **Bone regeneration** - Tegenix and TegenEOS development **on track for FDA 510(k) clearance in CY26.**
- Construction of expanded **advanced manufacturing** campus in Alexandria, NSW continues.
- **Strong cash on hand position \$A19.2 million** as at 31 March 2026, with zero debt financing
- **Use of funds in line with prospectus assumptions** and supplemented by additional Industry Growth Program (IGP) grant. This facilitates investment in research and development and expansion of its advanced manufacturing capabilities.

“Q3 FY26 was another strong quarter for Tetratherix as we continued to deliver against key commercial, clinical and strategic milestones.

We confirmed readiness to commercialise Tegenix through a global quality and supply agreement with Henry Schein. We also expanded into precision medicine with STEPP, our drug-delivery platform that has been under stealth development for more than five years. This was followed by an exclusive R&D agreement with Superpower, under which Tetratherix will receive licence fees of US\$3 million per year for up to 10 years, together with ongoing purchases of STEPP to support R&D formulation for the US market.

We advanced multiple clinical programs with encouraging results across tissue healing, including positive outcomes from the TetraDerm Cohort 1 and 2 studies, and accelerated the Tutelix pivotal trial program following the successful Series A capital raise by our joint-venture partner. Regulatory milestones in bone regeneration remain on track, with FDA 510(k) clearance expected in CY26.

Relentless execution against our strategic priorities reflects the team’s clear focus on patient-centric innovation and disciplined growth.”



Will Knox
CEO of Tetratherix

For personal use only

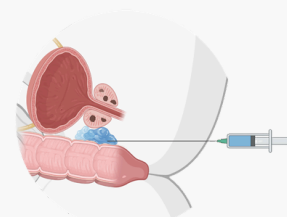
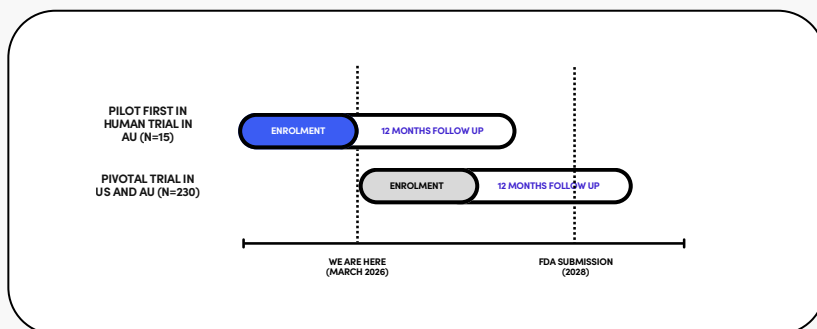
KEY HIGHLIGHTS FOR THE QUARTER (Q3 FY26) CONTINUED

Tetratherix executes agreement with Superpower expediting its path to revenue

- Tetratherix has entered into an exclusive research & development (**R&D**) agreement (**Agreement**) with the US consumer health group Superpower Health Inc (**Superpower**).
- Superpower will pay Tetratherix an exclusive licence payment of US\$3 million per year for up to 10 years.
- Superpower will also purchase the Tetramatrix™ platform polymer, branded STEPP for the drug delivery application, from Tetratherix to produce formulations for R&D in the US market.
- In collaboration with major research institutions in Australia and the US, STEPP has been under stealth development by Tetratherix for over 5 years for the delivery of a range of active compounds.
- Under the Agreement, Superpower will use STEPP to explore the nasal delivery of longevity and metabolic compounds such as GLP-1, peptides and hormones in the US market.
- The Agreement is focused on the rapid collection of real world evidence in the fast evolving consumer health market via Superpower’s intelligent health ecosystem.
- The launch of STEPP introduces a new precision medicine franchise based on the Tetramatrix™ platform polymer. This further endorses the versatility of the Tetramatrix™ platform polymer and complements the franchise portfolio of bone regeneration, tissue spacing and tissue healing, all of which are on track with their major milestones.

Tutelix fast tracks pivotal trial program following Series A Capital raise

- Tutelix has progressed its prostate spacing clinical trial with promising indications of performance on patients undergoing radiation therapy.
- The trial has been designed to investigate the ability of Tutelix to be safely injected between the prostate and rectum to create and maintain space around the prostate.
- The results from this human study showed that Tutelix is simple to use and optimises the delivery of radiation during treatment for prostate cancer. Specifically, it:
 - maintained its shape and form;
 - did not migrate from where it was injected and importantly; and
 - did not cause any safety issues.
- Following these promising results Tutelix is rapidly moving into the international pivotal study in the US and Australia.
- Tutelix has successfully completed a Series A funding round from key investors in the space. Led by a dedicated MedTech VC, with strong support from a syndicate of key opinion leaders in the space bringing total funds raised by Tutelix to ~ \$5 million.



For personal use only

Q3 FY26 QUARTERLY ACTIVITIES REPORT

KEY HIGHLIGHTS FOR THE QUARTER (Q3 FY26) CONTINUED

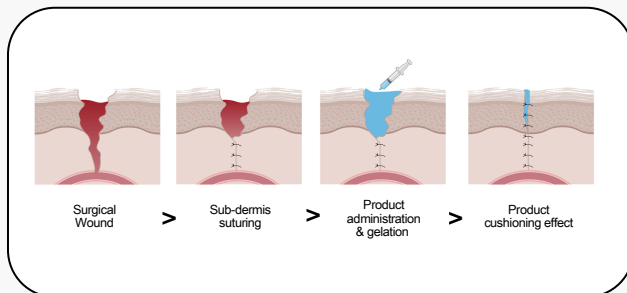
Performance of TetraDerm in scar prevention reaching major clinical milestone

- The interim performance results from the clinical use of TetraDerm on patients undergoing surgeries to remove skin lesions that created incisions up to 9cm in length show that when TetraDerm is laid between layers of skin before final wound closure, the subsequent scar formed at the site was minimal.
- This is quantified by using the Vancouver Standard Scoring (**VSS**) system, where 0 = healthy skin and unimpacted intact skin and 13 = highly visible and prominent scarred tissue.
- The results from our study indicate negligible scar formation in these patients with average VSS score of 1.8/13 at 3 months, decreasing to 1.1/13 at 12 months. These interim results show that the scarring is restricted to 13% at 3 months and further reduced to 8% after 12 months.
- TetraDerm is easily applied during surgeries and has a unique mode of action that relies on the Tetramatrix™ platform polymer's ability to transform from a liquid to a cohesive gel in the body which supports natural healing.
- This interim result is a critical milestone in our commercial pathway for TetraDerm, as we continue to collect the clinical evidence required to access the \$US2.1 billion wound closure market¹.

¹ Based on Tetratherix's internal modelling

TetraDerm clinical trial completion of the second safety committee meeting with recruited Cohort 2 patients

- Successful completion of the second safety review meeting of Cohort 2 of the TetraDerm clinical trial; studying the product's ability to prevent scar formation in surgical incisions.
- No procedural or technical adverse events have been observed or reported, which confirms the differentiated and market leading safety profile of the product.
- Based on the clinical observations from Cohort 1 and Cohort 2 of patients, the principal investigator Dr Drew Cronin, will begin patient enrolment for Cohort 3 in the third quarter of FY2026.
- The majority of Cohort 3 will be represented by the fast-growing segment of the plastic and reconstructive surgical market that includes patients undergoing body contouring procedures resulting from weight loss following the recent rapid uptake of obesity and weight loss treatments.
- Patient recruitment in Cohort 3 of the TetraDerm clinical trial has been initiated.



To read and hear more about the TetraDerm strategy, technical approach and patient impact ahead of us head to these links to learn more:



For personal use only

Q3 FY26 QUARTERLY ACTIVITIES REPORT

KEY HIGHLIGHTS FOR THE QUARTER (Q3 FY26) CONTINUED

Bone regeneration - Tegenix and TegenEOS development on track for FDA 510(k) clearance

- The Tegenix animal study implantation was completed in Q2 FY26, preparation of the final report by the contract research organisation, NAMSA, is under way.
- The TegenEOS animal study implementation continues to progress in line with project milestones.

Confirmation of commercialisation readiness with execution of Henry Schein Distribution and Supply agreement

- The execution of a global exclusive distribution and supply agreement confirms Henry Schein as our distribution partner for Tegenix and ensures a clear and executable pathway for commercialisation of our bone regeneration technology in dental.
- Henry Schein is the world's largest provider of health care solutions to office-based dental and medical practitioners.
- The agreement provides for initial and renewal terms, which are subject to agreed minimum purchases, and facilitates immediate access to Tegenix for Henry Schein established global sales and distribution network.
- We will strategically and deliberately launch Tegenix based on a market seeding program, ensuring controlled early adoption, clinician engagement and robust post-market feedback.

Construction of additional advanced manufacturing facility at its Alexandria campus in NSW continues

- The second campus facility is designed to further expand production of Tetratherix's synthetic polymer platform and finished goods inventory to meet anticipated global demand.
- The construction will meet regulatory and quality requirements and is expected to be certified and operational in CY26. The facility is designed for scalability, supporting near-term bone regeneration products and future expansion into additional clinical indications.
- Investment is in line with use of funds commitments for our manufacturing expansion.



For personal use only

Q3 FY26 QUARTERLY ACTIVITIES REPORT

TETRATHERIX FINANCIAL COMMENTARY

Strong cash on hand position \$A19.2 million as at 31 March 2026, with zero debt financing

- \$2.1 million cash inflows for Q3; \$3.3 million YTD FY26 driven by Industry Growth Program (IGP) grant, R&D tax incentive receipt and interest income.
- (\$4.4) million cash outflows for Q3; (\$12.7) million YTD FY26 in line with Tetratherix's use of funds. Key drivers are continued investment in R&D programs, particularly bone regeneration (Tegenix and TegenEOS products), capital expenditure for Tetratherix's new advanced manufacturing facility and ongoing listing and working capital expenditure.
- (\$0.8) million H1 FY26 for establishment of a bank guarantee security deposit on the new lease for Tetratherix's manufacturing upscale.
- Tetratherix is in a strong position to continue its focus on investment in research and development and expansion of its advanced manufacturing capabilities with its closing cash balance in line with prospectus assumptions.

In accordance with ASX Listing Rule 4.7C.3, Tetratherix advises that an amount of \$361k was paid during the quarter to related parties and associates as disclosed in item 6.1 of the Appendix 4C. These payments comprised of: \$328k for executive and non-executive directors' salaries, superannuation, and \$33k in directors' fees paid to entities associated with directors. For YTD FY26, payments to related parties and associates amounts to \$1.5 million.

Q4 FY26 KEY BUSINESS PRIORITIES

Orthopaedics: TegenEOS is on-track for commercial launch in CY26

- Tetratherix is focused on prioritising the highest return partnerships aligned with our strategic intent.
- Following recent corporate shifts by a potential partner that was a departure from the strategic, long term vision of the TegenEOS product Tetratherix has refocused its due diligence efforts on two other leading orthopaedic partners - an advantage of our commercial model.
- These partners have established enterprise channels and strong revenue growth projections (in a relatively flat market). They also have the potential to offer flexible commercial terms and co-innovation upside.
- Selection of the right partner will materially strengthen the Tetratherix portfolio and drive commercialisation of our TegenEOS product.

Advanced manufacturing facility at the Alexandria campus

Fit out of second advanced manufacturing facility at the Alexandria campus to continue, anticipated relocation of Tetratherix's headquarters, expanded R&D laboratory and manufacturing facility in H2 CY26.

Q3 FY26 QUARTERLY ACTIVITIES REPORT

Q4 FY26 KEY BUSINESS CONT.

Superpower production readiness for product supply

- Production of the Tetramatrix™ platform polymer, branded as STEPP, has commenced for the drug delivery application to produce formulations for Superpower R&D in the US market.

Tegenix and TegenEOS regulatory clearance path is to progress as planned for FDA pre-clinical studies, with expected timelines on track for product commercialisation in FY27

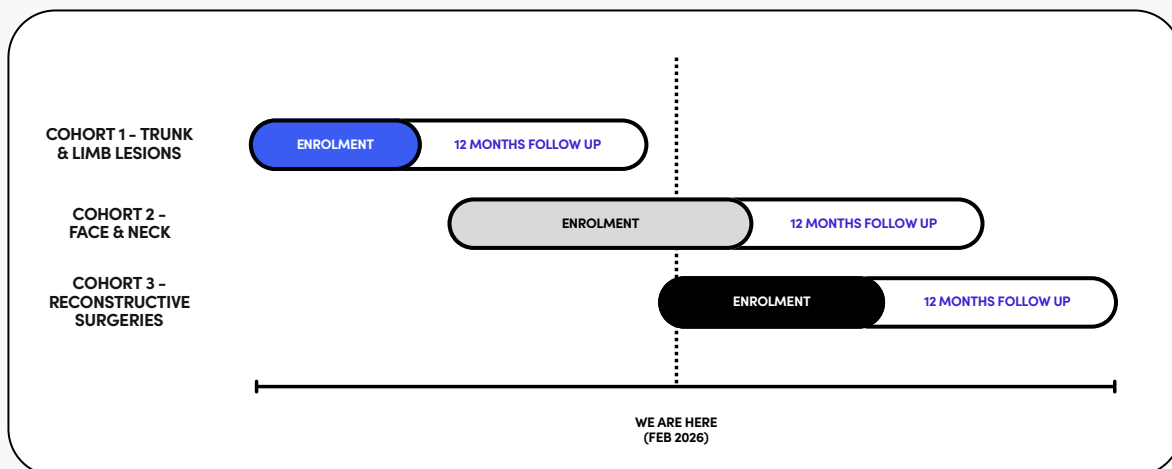
- These FDA-510(k) clearances will enable Tetratherix to continue its commercialisation activities under its bone regeneration franchise with its corporate partners.

BioOptix progressing with strategic partnership discussions and completion of pre-clinical studies.

- The Optimatrix pre-clinical animal studies are progressing as planned with independent contract research organisations and are on track for completion in H2.

TetraDerm Cohort 3 first patients treated, continuing enrolment throughout the remainder of H2 FY26

- Cohort 3 will focus on the fast-growing segment of the plastic and reconstructive surgical market that includes patients undergoing body contouring procedures resulting from weight loss following the recent rapid uptake of obesity and weight loss treatments.
- The results from Cohort 3 will facilitate progression of key strategic partnership discussions, with global leaders in surgical incision management.



For personal use only

RELENTLESS EXECUTION OF THE FY26 PLAN - TRANSITION TO COMMERCIALISATION

For personal use only

DENTAL	✓ Henry Schein Supply & Licensing Agreement Execution	✓ Data read-out from the FDA study	FDA Submission	FDA Clearance		
ORTHOPAEDIC	Master Partnership Agreement Execution	Supply and Licensing Agreement Execution	FDA Submission	FDA Clearance		
ONCOLOGY	✓ FDA Pre-submission/Regulatory Pathway Defined	✓ Tutelix First In Human Cohort 1 Read-out	✓ Quality & Supply Agreement Execution	✓ US/AU Capital Raise	Tutelix Primary End Point for Cohort 2	Pivotal Clinical Trial Initiation
OPHTHALMIC	✓ BioOptix Licensing Agreement	✓ Strategic Global Partnership	✓ US / AU Capital Raise	Preclinical Data Read-out	FDA Pre-submission & Regulatory Pathway	
SURGICAL SITE MGMT	✓ Cohort 2 Commenced	✓ Year 1 Follow up for Cohort 1 results published	✓ TetraDerm Cohort 3 Initiation (Major Surgeries)	FDA Pre-submission & Regulatory Pathway	Primary End-point Cohort 2	
OPERATIONS	✓ IGP Grant	✓ ISO13485 surveillance Audit	✓ New Facility Signed and production begins	✓ Board Restructure	MDSAP Stage 1 Audit	

FY26

FY27

Tetratherix continues to deliver on the inflection points communicated through the prospectus in June 2025 as Tetratherix moves towards commercialisation of its initial bone regeneration products - Tegenix and TegenEOS.

These inflection points include commercial, clinical, technical and operational elements that are moving in parallel as Tetratherix propels towards revenue generation and international product supply from our advanced manufacturing campus in Sydney, Australia.

Investor Hub

Tetratherix Investor Hub platform provides existing and prospective shareholders with real-time access to ASX announcements, reports and presentations. You can visit the Tetratherix Investor Hub at:

<https://investors.tetratherix.com/link/PZ227P>

Authorised for release by the Board.

For further information contact:

Jacob Pfeffer
General Counsel | Company Secretary
+61 425 194 200
jacob.pfeffer@tetratherix.com

FORWARD LOOKING STATEMENTS

This announcement may contain forward-looking statements which may be identified by words such as “believes”, “considers”, “could”, “estimates”, “expects”, “intends”, “may”, and other similar words that involves risks and uncertainties. Such statements are not guarantees of future performance and involve known and unknown risks, uncertainties, assumptions and other important factors, many of which are beyond the control of Tetratherix or its Directors and management and could cause Tetratherix’s actual results and circumstances to differ materially from the results and circumstances expressed or anticipated in these statements. The Directors cannot and do not give any assurances that the results, performance, or achievements expressed or implied by the forward-looking statements contained in this announcement will actually occur and investors are cautioned not to place undue reliance on these forward-looking statement

For personal use only

ABOUT TETRATHERIX

Tetratherix is an Australian medical technology company pioneering advanced biomaterial solutions to transform how complex diseases are treated. Our proprietary polymer platform enables the targeted delivery of cells, drugs, and biologics, unlocking new potential across oncology, regenerative medicine and more. Tetratherix combines deep scientific innovation with real-world clinical impact; underpinned by a novel business model designed for global scalability and embedded collaboration with partners and healthcare systems around the world.

Overview of Tetratherix’s current product portfolio

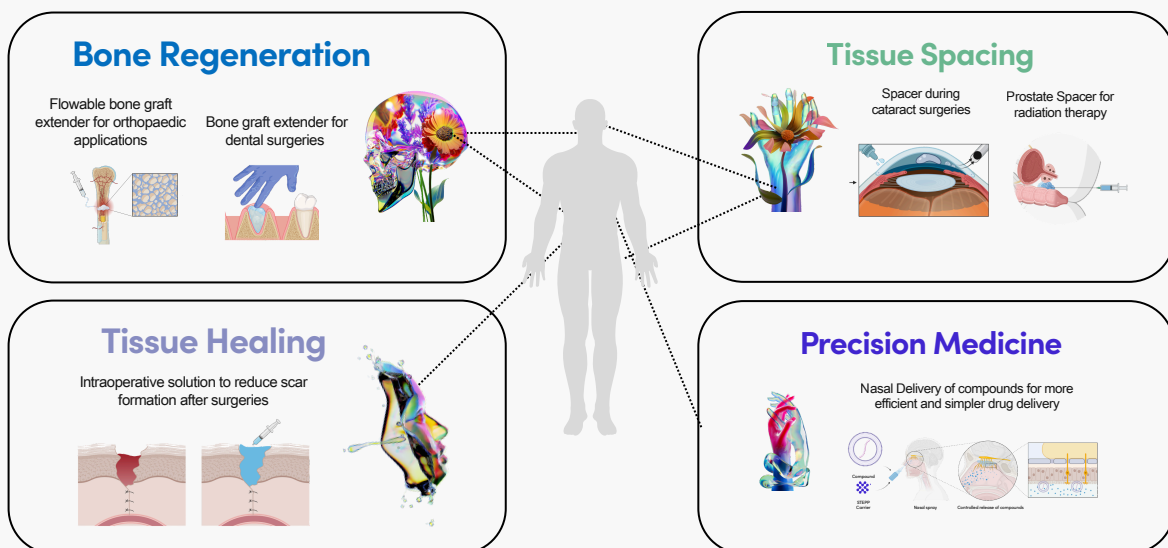
Tetramatrix™ is the Tetratherix core platform technology. The Tetramatrix™ platform technology is safe and clinically modular and therefore used to co-develop multiple products in partnership with leading medical companies. The overarching aim is to use the Tetramatrix™ platform technology in developing multiple products is to treat patients faster, cheaper and safer. The current portfolio of products under development with Tetramatrix™ spans several large near-term commercial opportunities that are grouped into four franchises:

Bone regeneration: relates to the utility of the Tetramatrix™ platform’s technology to develop products to support bone repair in dental and orthopaedic applications.

Tissue spacing: relates to the utility of the Tetramatrix™ platform technology to develop products to generate space between two tissues or organs either to support surgical access for ophthalmic applications or to reduce side effects to surrounding tissue and organs during cancer treatment.

Tissue healing: relates to the utility of the Tetramatrix™ platform technology to develop product for use during any open surgical intervention to reduce scar formation at the incision site.

Precision medicine: relates to the utility of the Tetramatrix™ platform technology for drug delivery applications, including nasal delivery of proteins as well intravascular catheter delivery of therapeutics and radioisotopes for different medical applications.



For personal use only

APPENDIX 1


In accordance with ASX Listing Rule 4.7C Tetratherix provides the following use of funds (UOF) information:

USE OF FUNDS	Prospectus	May25 -Mar		Ref
	A\$m	26 Actual Accumulated	as % prospectus	
Research and Development Bone Regeneration	2.4	2.0	84%	1
Research and Development Tissue Healing	5.3	1.4	27%	2
Research and Development Tissue Spacing	2.3	0.2	10%	3
Research and Development Precision Medicine	1.3	0.7	51%	4
Manufacturing expansion	10.2	4.1	40%	5
Listed company costs and directors fees	2.5	1.4	53%	6
Costs of the offer (\$0.4m expensed YTD Apr 25)	3.4	3.4	100%	7
Working capital	5.8	2.8	48%	8
Total Cash outflows	33.2	15.9	48%	9

REF	Comment
1 - 4	R&D costs include specific projects, directly attributable staff, research and laboratory costs, trademarks, patent filing, and upkeep. Specific breakdown by project as follows
1	Bone Regeneration: activity focused on preparation for FDA clearance for Tegenix and TegenEOS, with spending front weighted in FY26.
2	Tissue Healing: ongoing clinical trial and pipeline development for TetraDerm.
3	Tissue Spacing: relates to Optelix clinical trials. Noting Tutelix is funded by the joint venture.
4	Precision Medicine: relates to nasal drug delivery R&D.
5	Manufacturing expansion: a new lease was signed in August 2025. Capital expenditure investment has commenced to commission our advanced manufacturing facility.
6	Listed company costs: Reflects board remuneration, audit fees, share registry, directors' and officers' insurance and company secretary services.
7	IPO costs: All invoices have now been paid; in line with prospectus assumptions.
8	Working capital: Includes staff (ex R&D), interest, and general operating expenses
9	UOF proceeds of \$33.2m includes \$8.2m existing cash on hand as at 30/4 as per prospectus plus \$25 million capital raise funding. \$19.2m Closing cash balance as at 31 March 2026. May 2025- March 2026 cumulative cash outflows total (\$16.0) million including (\$4.3)million in Q3 FY26 \$3.3 million from the Industry Growth Program (IGP) grant , with payments expected across FY26 and FY27 is an upside to the Company's UOF and is not included in the appendix 1 table. The co-funding will enable further investment in additional R&D programs and advanced manufacturing. For YTD FY26, \$1.3 million has been received for IGP per contract milestones.

For personal use only

APPENDIX 4C QUARTERLY CASH FLOW REPORT FOR ENTITIES SUBJECT TO LISTING RULE 4.7B

Name of entity	
	
ABN	Date
72 607 771 077	Mar 31, 2026

	Consolidated statement of cash flows	Current quarter	Year to date (9 months)
		SA'000	SA'000
1	Cash flows from operating activities		
1.1	Receipts from customers	-	3
1.2	Payments for	-	-
1.2 (a)	- research and development	(733)	(2,885)
1.2 (b)	- product manufacturing and operating costs	-	-
1.2 (c)	- advertising and marketing	(130)	(300)
1.2 (d)	- leased assets	(280)	(415)
1.2 (e)	- staff costs	(1,263)	(3,547)
1.2 (f)	- administration and corporate costs	(479)	(1,514)
1.3	Dividends received (see note 3)	-	-
1.4	Interest received	191	581
1.5	Interest and other costs of finance paid	-	(15)
1.6	Income taxes paid	-	-
1.7	Government grants and tax incentives	1,888	2,785
1.8	Other (provide details if material)	2	(28)
1.9	Net cash from / (used in) operating activities	(804)	(5,335)

2	Cash flows from investing activities	Current quarter	Year to date (9 months)
2.1	Payments to acquire or for:		
2.1 (a)	- entities	-	-
2.1 (b)	- businesses	-	-
2.1 (c)	- property, plant and equipment	(1,550)	(3,608)
2.1 (d)	- investments	-	(820)
2.1 (e)	- intellectual property	-	-
2.1 (f)	- other non-current assets	-	-

For personal use only

APPENDIX 4C QUARTERLY CASH FLOW REPORT FOR ENTITIES SUBJECT TO LISTING RULE 4.7B

	Cash flows from investing activities (Cont.)	Current quarter	Year to date (9 months)
		SA'000	SA'000
2.2	Proceeds from disposal of:	-	-
2.2 (a)	- entities	-	-
2.2 (b)	- businesses	-	-
2.2 (c)	- property, plant and equipment	-	-
2.2 (d)	- investments	-	-
2.2 (e)	- intellectual property	-	-
2.2 (f)	- other non-current assets	-	-
2.3	Cash flows from loans to other entities	-	-
2.4	Dividends received (see note 3)	-	-
2.5	Other (Contingent consideration payments)	-	-
2.6	Net cash from / (used in) investing activities	(1,550)	(4,428)

3	Cash flows from financing activities	Current quarter	Year to date (9 months)
3.1	Proceeds from issues of equity securities (excluding convertible debt securities)	-	-
3.2	Proceeds from issue of convertible debt securities	-	-
3.3	Proceeds from exercise of options	-	-
3.4	Transaction costs related to issues of equity securities or convertible debt securities	-	(357)
3.5	Proceeds from borrowings	-	-
3.6	Repayment of borrowings	-	-
3.7	Transaction costs related to loans and borrowings	-	-
3.8	Dividends paid	-	-
3.9	Other (leased assets)	-	-
3.1	Net cash from / (used in) financing activities	-	(357)

4	Net increase / (decrease) in cash and cash equivalents for the period	Current quarter	Year to date (9 months)
4.1	Cash and cash equivalents at beginning of period	21,563	29,337
4.2	Net cash from operating activities (item 1.9 above)	(806)	(5,336)
4.3	Net cash used in investing activities (item 2.6 above)	(1,550)	(4,428)
4.4	Net cash from financing activities (item 3.1 above)	-	(357)
4.5	Effect of movement in exchange rates on cash held	(1)	(9)
4.6	Cash and cash equivalents at end of period	19,206	19,206

For personal use only

APPENDIX 4C QUARTERLY CASH FLOW REPORT FOR ENTITIES SUBJECT TO LISTING RULE 4.7B

5	Reconciliation of cash and cash equivalents at the end of the quarter (as shown in the consolidated statement of cash flows) to the related items in the accounts	Current quarter	Previous quarter
		SA'000	SA'000
5.1	- Bank balances	19,156	19,156
5.2	- Call deposits	50	50
5.3	- Bank overdrafts	-	-
5.4	- Other (provide details)	-	-
5.5	Cash and cash equivalents at end of quarter (should equal item 4.6 above)	19,206	19,206

6	Payments to related parties of the entity and their associates	Current quarter
		SA'000
6.1	Aggregate amount of payments to related parties and their associates included in item 1	361
6.2	Aggregate amount of payments to related parties and their associates included in item 2	-
6.1 Note		

7	Financing facilities Note: the term "facility" includes all forms of financing arrangements available to the entity.	Total facility amount at quarter end	Amount drawn at quarter end
	Add notes as necessary for an understanding of the sources of finance available to the entity.	SA'000	SA'000
7.1	Loan facilities	-	-
7.2	Credit standby arrangements	-	-
7.3	Other (please specify)	-	-
7.4	Total financing facilities	-	-
7.5	Unused financing facilities available at quarter end	-	-
7.6	Include in the box below a description of each facility above, including the lender, interest rate, maturity date and whether it is secured or unsecured. If any additional financing facilities have been entered into or are proposed to be entered into after quarter end, include a note providing details of those facilities as well.	N/A	

For personal use only

APPENDIX 4C QUARTERLY CASH FLOW REPORT FOR ENTITIES SUBJECT TO LISTING RULE 4.7B

8	Estimated cash available for future operating activities	SA'000
8.1	Net cash from / (used in) operating activities (item 1.9)	(804)
8.2	Cash and cash equivalents at quarter end (item 4.6)	19,206
8.3	Unused finance facilities available at quarter end (item 7.5)	-
8.4	Total available funding (item 8.2 + item 8.3)	19,206
8.5	Estimated quarters of funding available (item 8.4 divided by item 8.1)	24
	Note: if the entity has reported positive net operating cash flows in item 1.9, answer item 8.5 as "N/A". Otherwise, a figure for the estimated quarters of funding available must be included in item 8.5.	
8.6	If item 8.5 is less than 2 quarters, please provide answers to the following questions:	
8.6.1	Does the entity expect that it will continue to have the current level of net operating cash flows for the time being and, if not, why not?	
Answer:	N/A	
8.6.2	Has the entity taken any steps, or does it propose to take any steps, to raise further cash to fund its operations and, if so, what are those steps and how likely does it believe that they will be successful?	
Answer:	N/A	
8.6.3	Does the entity expect to be able to continue its operations and to meet its business objectives and, if so, on what basis?	
Answer:	N/A	
	Note: where item 8.5 is less than 2 quarters, all of questions 8.6.1, 8.6.2 and 8.6.3 above must be answered.	

For personal use only

COMPLIANCE STATEMENT

1. This statement has been prepared in accordance with accounting standards and policies which comply with Listing Rule 19.11A.
2. This statement gives a true and fair view of the matters disclosed.

Date: 23 April 2026

Authorised by: By the Board

(Name of body or officer authorising release – see note 4)

Notes

1. This quarterly cash flow report and the accompanying activity report provide a basis for informing the market about the entity's activities for the past quarter, how they have been financed and the effect this has had on its cash position. An entity that wishes to disclose additional information over and above the minimum required under the Listing Rules is encouraged to do so.
2. If this quarterly cash flow report has been prepared in accordance with Australian Accounting Standards, the definitions in, and provisions of, AASB 107: Statement of Cash Flows apply to this report. If this quarterly cash flow report has been prepared in accordance with other accounting standards agreed by ASX pursuant to Listing Rule 19.11A, the corresponding equivalent standard applies to this report.
3. Dividends received may be classified either as cash flows from operating activities or cash flows from investing activities, depending on the accounting policy of the entity.
4. If this report has been authorised for release to the market by your board of directors, you can insert here: "By the board". If it has been authorised for release to the market by a committee of your board of directors, you can insert here: "By the [name of board committee – e.g. Audit and Risk Committee]". If it has been authorised for release to the market by a disclosure committee, you can insert here: "By the Disclosure Committee".
5. If this report has been authorised for release to the market by your board of directors and you wish to hold yourself out as complying with recommendation 4.2 of the ASX Corporate Governance Council's Corporate Governance Principles and Recommendations, the board should have received a declaration from its CEO and CFO that, in their opinion, the financial records of the entity have been properly maintained, that this report complies with the appropriate accounting standards and gives a true and fair view of the cash flows of the entity, and that their opinion has been formed on the basis of a sound system of risk management and internal control which is operating effectively.

For personal use only