

23 April 2026

## Annual General Meeting – Presentation and Addresses

Enlitic, Inc. (ASX: ENL) (“the Company”) attaches a copy of the Chair address and presentation to be made at today’s Annual General Meeting of the Company.

– ENDS –

This announcement was authorised for release by the Board of Enlitic, Inc.

### Enquiries:

#### Enlitic Investor Relations

Australia:

[invest\\_au@enlitic.com](mailto:invest_au@enlitic.com)

### About Enlitic

Enlitic is a software company that uses artificial intelligence to develop software products that manage medical imaging data in radiology (such as MRI, CT scans, X-ray and ultrasound images) and licences such products to healthcare providers. Enlitic’s products (including its current product offering and product suite under development) seek to standardise, protect, integrate, and analyse data to create the foundation of a real-world evidence platform that can improve clinical workflows, increase efficiencies, and expand capacity. Read more at [enlitic.com](http://enlitic.com).

Enlitic’s CDIs are traded on ASX in reliance on the safe harbour provisions of Regulation S under the US Securities Act of 1933 as amended, and in accordance with the procedures established pursuant to the provisions of a no action letter dated 7 January 2000 given to ASX by the staff at the US Securities and Exchange Commission. The relief was given subject to certain procedures and conditions described in the no action letter. One of the conditions is that the issuer provides notification of the Regulation S status of its securities in communications such as this announcement.

Read more at [enlitic.com](http://enlitic.com).

## Chairman's Address

At Enlitic, our focus is on transforming how healthcare organisations manage and derive value from their imaging data. The industry continues to face growing volumes of fragmented data, creating inefficiencies and limiting clinical impact. With our platform more established, we are enabling customers to better structure, connect and utilise their data, supporting more efficient workflows and improved patient outcomes.

Over the past year, the Company consolidated operations following the acquisition of Laitek. This period centred on integration and alignment, with a clear focus on realising the strategic benefits of the combined businesses. Encouragingly, we have identified and have captured meaningful synergies, which has reduced our cost base and strengthened our operational platform from which to scale.

Importantly, our strategy is delivering measurable progress. At the beginning of 2025, Enlitic had a single OEM relationship. Today, we have expanded this to multiple OEM partnerships, a clear sign of growing industry recognition of our technology and the value of our platform. While not all of these relationships have yet translated into revenue, they represent a potential pipeline of future opportunity and validate our go-to-market approach.

The integration of Enlitic's capabilities with Laitek's data migration expertise is gaining traction with customers. Recent contracts and partnerships announced since the release of our 2025 Annual Report demonstrate increasing demand for a unified, end-to-end solution that addresses both data standardisation and migration challenges. Our platform is now more comprehensive, and we are seeing early signs that this integrated offering is resonating with customers.

Notwithstanding this progress, we recognise that our share price performance has not met the expectations of the Board or our shareholders. The decline since the last AGM, alongside capital raisings undertaken during the year, has been challenging. These steps, however, were necessary to support the execution of our strategy and to position the Company for long-term growth.

We have more work to do. The healthcare technology sector is complex, and the adoption of new solutions takes time. However, we are confident that our strategy is sound, our platform is more developed, and execution is now firmly underway. The expansion of our partner network and the growing commercial traction we are seeing clearly demonstrate that our approach is gaining momentum.

As we move forward, the Board remains focused on disciplined execution, continued cost management, and converting our growing pipeline into sustainable revenue. We believe that the foundations laid over the past year position Enlitic to deliver long-term value for shareholders while continuing to support better outcomes for healthcare providers and their patients.

For personal use only

# ENLITIC, INC.

AI DRIVEN DATA MANAGEMENT FOR  
THE MEDICAL IMAGING SECTOR

Annual General Meeting

23 April 2026



# Important Notice and Disclaimer

This presentation has been prepared by Enlitic, Inc. (Enlitic or the Company) to provide summary information about the Company and its associated entities as at the date of this presentation, and the information in this presentation remains subject to change without notice. The Company has no obligation to update or correct this presentation.

The presentation is for informational purposes only and is not a prospectus, disclosure document, product disclosure statement or other offering document under Australian law or the law of any other jurisdiction. The information contained in this presentation does not constitute investment or financial product advice (nor taxation or legal advice) and is not intended to be used as the basis for making an investment decision.

No representation or warranty, express or implied, is made as to the currency, accuracy, reliability, completeness or fairness of the information, opinions and conclusions contained in this presentation. None of the Company, its related bodies corporate (as defined in the Corporations Act), shareholders or affiliates, or any of their respective officers, directors, employees, affiliates, partners, representatives, consultants, agents or advisers (each a Limited Party) guarantees or makes any representations or warranties, express or implied, as to, or takes responsibility for, the currency, accuracy, reliability, completeness or fairness of this presentation or the information, opinions and conclusions contained in this presentation. The Company does not represent or warrant that this presentation is complete or that it contains all material information about the Company. To the maximum extent permitted by law, each Limited Party expressly disclaims any and all liability (whether direct, indirect, consequential or contingent), including, without limitation, any liability arising out of fault or negligence on the part of any person, for any expenses, damages, costs or loss arising from the use of information contained in this presentation or in relation to the accuracy or completeness of the information, statements, opinions or matters, express or implied, contained in, arising out of or derived from, or for omissions from, this presentation, including, without limitation, any financial information, any estimates or projections and any other financial information derived therefrom.

None of the Company or any of the other Limited Parties act, or are responsible, as a fiduciary to you, your directors, officers, employees, affiliates, partners, representatives, consultants, agents, advisers, securityholders, creditors or any other person. You and each of the Company and the other Limited Parties expressly disclaim any fiduciary relationship. The Company and the other Limited Parties are relying on you complying with this important notice and disclaimer and on the truth and accuracy of the representations, warranties, undertakings and acknowledgments given by you.

This presentation may contain certain forward-looking statements, forecasts, estimates, projections and comments about future events, including the Company's beliefs, assumptions and expectations about the performance of its businesses and certain strategic transactions and the recovery of domestic and global airline booking levels. Forward looking statements can generally be identified by the use of forward-looking words such as, "expect", "anticipate", "likely", "intend", "should", "could", "may", "predict", "plan", "propose", "will", "believe", "forecast", "estimate", "goals", "aims", "target" and other similar expressions. Indications of, and guidance or outlook on, future earnings or financial position or performance are also forward-looking statements. Forward looking statements involve inherent risks and uncertainties, both general and specific, and there is a risk that such predictions, forecasts, projections and other forward-looking statements will not be achieved. A number of important factors, both known and unknown, could cause the Company's actual results to differ materially from the plans, objectives, expectations, estimates and intentions expressed in such forward-looking statements, and many of these factors are beyond the Company's control. As such, there can be no assurance that actual outcomes will not differ materially from these statements. There are usually differences between forecast and actual results because events and actual circumstances frequently do not occur as forecast and their differences may be material. Any forward-looking statements are provided as a general guide only and should not be relied on as an indication or guarantee of future performance. As such, no undue reliance should be placed on any forward-looking statement, particularly in light of the current economic climate and the significant volatility, uncertainty and disruption caused by the aftereffects of COVID-19 pandemic and certain geopolitical tensions. Past performance is not necessarily a guide to future performance, and no representation or warranty is made by any person as to the likelihood of achievement or reasonableness of any forward-looking statements or other forecast. Nothing contained in this presentation, or any other information made available to you is, or shall be relied upon as, a promise, representation, warranty or guarantee as to the past, present or the future performance of the Company. None of the Company or any other Limited Party makes any representation or warranty as to the accuracy of any forward-looking statements contained in this presentation. Forward looking statements speak only as at the date of this presentation, and the Limited Parties disclaim any obligations or undertakings to release any update of, or revisions to, any forward-looking statements in this presentation.

Financial information contained in this presentation (if any) is unaudited, unless otherwise stated, and is therefore subject to change. You should be aware that this presentation has been prepared at a time when the review of the financial information contained in the presentation has not been completed and, accordingly, the Company takes no responsibility for, and can provide no assurance as to the reliability of, any information relating to the financial condition and/or financial and operating performance of the Company. Recipients of this presentation are cautioned therefore to not place any reliance on the financial (or other) information included in the presentation. A number of figures, amounts, percentages, estimates, calculations of value and fractions in this presentation are subject to the effect of rounding. Accordingly, the actual calculation of these figures may differ from the figures set out in this presentation. All dollar values are in Australian dollars (A\$) unless otherwise stated.

Certain market and industry data (including industry forecasts, projections, market sizes, market shares and market positions) included in this presentation has been obtained from public filings, research, surveys or studies conducted by third parties, including industry and general publications, which has not been independently verified by the Company, as well as from the Company's own internal estimates and research. The Company cannot warrant or guarantee the adequacy, fairness, accuracy or completeness of such information. You should note that market data and statistics are inherently predictive and subject to uncertainty and not necessarily reflective of actual market conditions. There is no assurance that any of the industry or market forecasts, including management estimates, which are referred to in this presentation will be achieved. In addition, such data involves a number of assumptions and limitations, and there can be no guarantee as to the accuracy or reliability of such assumptions. In addition, while the Company believes its own estimates and research are reliable, such estimates and research have not been verified by any independent source.

This presentation may contain trademarks and trade names of third parties, which are the property of their respective owners. Third party trademarks and trade names used in this presentation belong to the relevant owners and use is not intended to represent sponsorship, approval or association by or with the Company.



# AGENDA

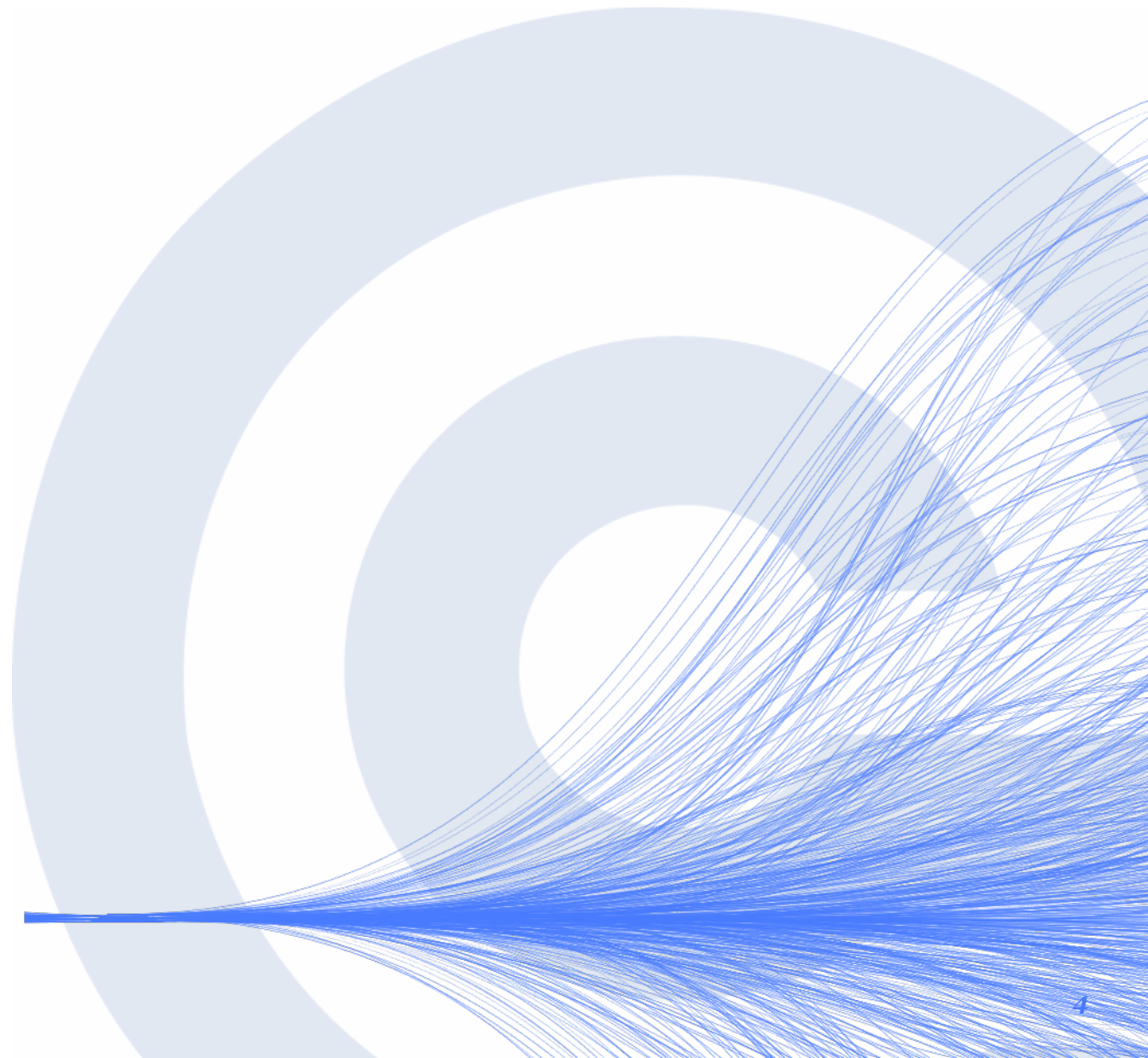
- Welcome & Chairman's Address
- Formal Items of Business
  - Resolutions & Questions
- Closure of Annual General Meeting
- CEO's Presentation
  - 2025 Highlights
  - Recent Strategic Progress
  - Growth Pathway & Outlook
  - Q&A

For personal use only



# Chairman's Address

*Lawrence Gozlan, Chairman*



# BOARD AND EXECUTIVE MANAGEMENT

## Board of Directors



### Lawrence B. Gozlan

Board Chair

Mr. Gozlan is the Chief Investment Officer and Founder of Scientia Capital and currently serves as a Director on several private and public company boards in Australia.



### Sergio Duchini

Director

Sergio drives strategy and growth with a strong focus on customer, innovation, M&A and corporate governance by leveraging his knowledge and experience in strategy development & implementation, accounting & finance, corporate structuring and M&A.



### Lisa Pettigrew

Director

Lisa has 25+ years experience in management consulting and technology services companies across multiple vertical industries, with a particular expertise in healthcare and life sciences.



### Michael Sistenich

Director & Chief Executive Officer

Michael has over 24 years of experience in the investment banking, corporate finance and asset management industry.



## Executive Management



### Michael Sistenich

Director & Chief Executive Officer

Michael has over 24 years of experience in the investment banking, corporate finance and asset management industry.



### Darren Scotti

Chief Financial Officer and Company Secretary

Darren is a veteran CFO and board member with over two decades of experience managing capital.



# Our Mission

...research, and

## Industry Problems

Radiology departments are experiencing workflow and capacity challenges compounded by a **lack of data standardisation** that impacts data quality and stakeholders within the enterprise.

Staff within the radiology departments are experiencing **high rates of stress and burnout** resulting from increased workloads, increasing complexity of imaging studies and conflicting demands on time.

Millions of studies encompassing petabytes of data must be moved with a **low margin of error** and **meticulous management of migration timings** to ensure patient wellbeing.



## Solution

The Enlitic solution is built upon a software framework, **creating a network between applications**. It houses an ecosystem that enables and supports the exchange of information or content between different interdependent applications.

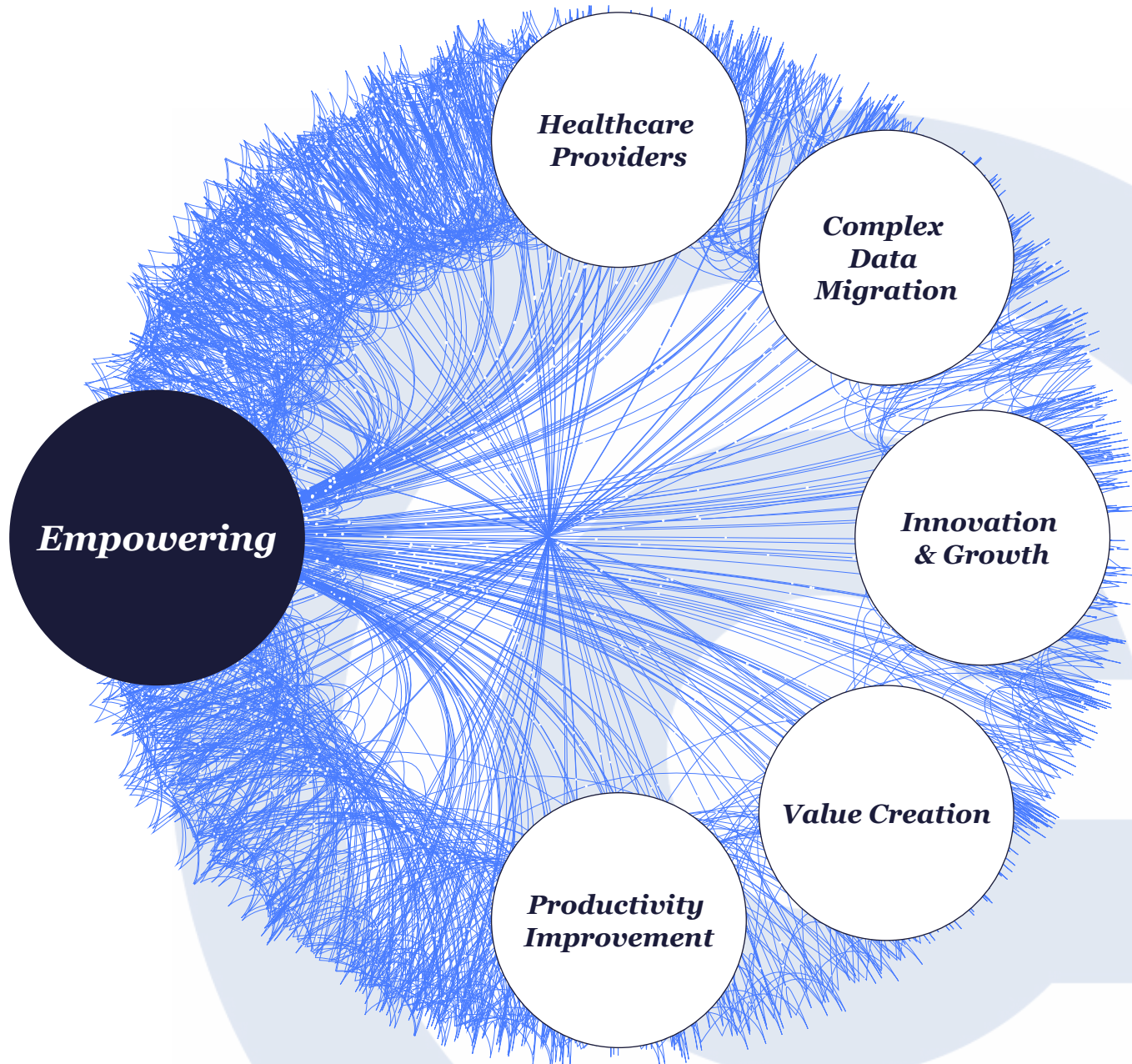
The framework **facilitates communications** between modalities, Enlitic applications, Electronic Medical Records and PACS. It features a host of AI-powered applications that enable **data standardisation, de-identification, anonymisation and workflow simplification**.

Our healthcare **data migration** solution significantly reduces costs and timelines by securely preserving non-essential studies.

For personal use only

# Transforming Care with Data and Technology

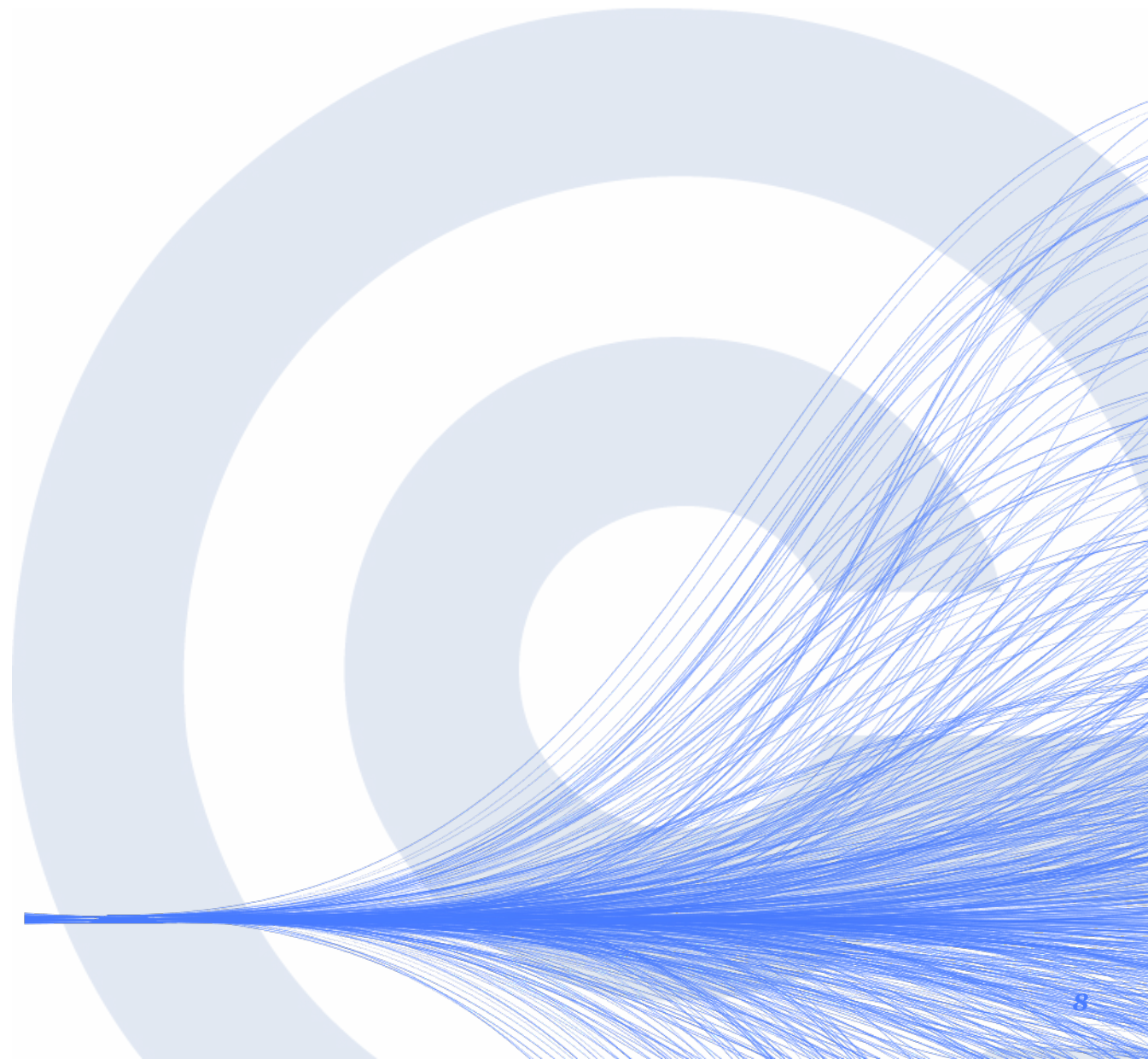
For personal use only



For personal use only

# CEO Presentation

*Michael Sistenich, CEO*



# Already data for Medical Imaging

Enlitic is building the foundations for next-generation medical imaging by transforming how imaging data is managed, structured and utilized. We provide a comprehensive suite of data management solutions that enable healthcare providers and OEM partners to migrate, normalize, cleanse, structure, orchestrate, and enrich imaging data at scale.

Our solutions seek to ensure that medical imaging archives are not only preserved but also transformed into interoperable, high-quality datasets that drive clinical, operational and research innovation.

The **Enlitic Platform** includes:

- **Semperdata** – a next generation AI-enabled medical imaging migration solution
- **Enlight Suite:**
  - **ENDEX** Automated AI driven data normalization & workflows
  - **ENABLE** Medical Data Ops Management
  - **ENCOG** Data Anonymization & De-Identification

*Enlitic's vision is to transform imaging data into a strategic foundation – empowering healthcare systems and industry partners to unlock efficiency, accelerate innovation, and ultimately improve patient care.*



# 2025 Highlights

For personal use only

**252%**

Increase in revenue from  
US\$1.1m to US\$3.8m

**~US\$2.5m**

Annualized savings  
through cost control  
& synergies

**US\$2.84m**

Record  
total contract value  
wins in 4Q25

**1<sup>st</sup> Customer  
Contracts**

Migration & Data  
management offering

**12%**

Reduction in Net Losses

**OEM  
Expansion**

Increased number of  
OEM relationships

**GE  
Healthcare**

Start of GE relationship  
in 1Q25 &  
expansion in 4Q25

# Empowering our Clients

## Philosophy

- Leadership through domain expertise and workflow integration
- End-to-End Capabilities; move, normalize, and orchestrate data
- Simplify and streamline AI adoption

## Near-Term

- Set the standard in AI-enabled migration and data normalization
- Enhance existing data workflows
- Turn the Data challenge into a strategic opportunity

## Mid-Term

- Seamless AI Orchestration and embedded OEM AI workflow
- Accelerate AI and GenAI adoption through better data



# Delivering a foundational data layer

For personal use only

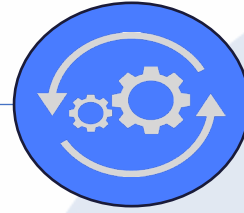
## AI-Ready Architecture

Automation-ready infrastructure that prepares clients and partners for the emerging era of Agentic AI

## Workflows to Intelligence

Powers operational workflows today while enabling AI-driven automation, analytics and intelligence for the future

01



## Trusted Data Foundation

Provide a stable, governed data layer built for consistent, trustworthy decision making and automation

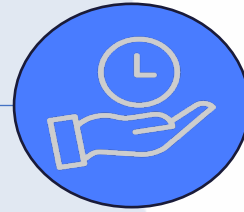
02



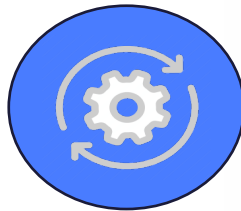
## Vendor-Agnostic

Enlight works across vendors, systems and environments with as a persistent, structured, and governed data layer

03




04



# Opportunity through technology

For personal use only

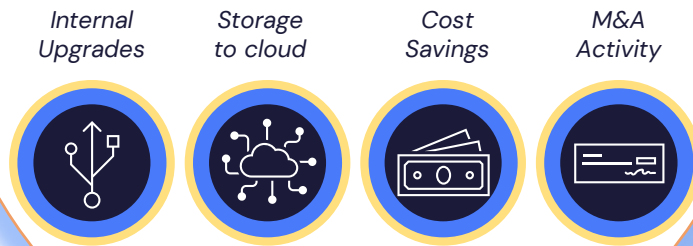


DICOM Medical imaging studies

## Ensignt 2.0



## Data Migration

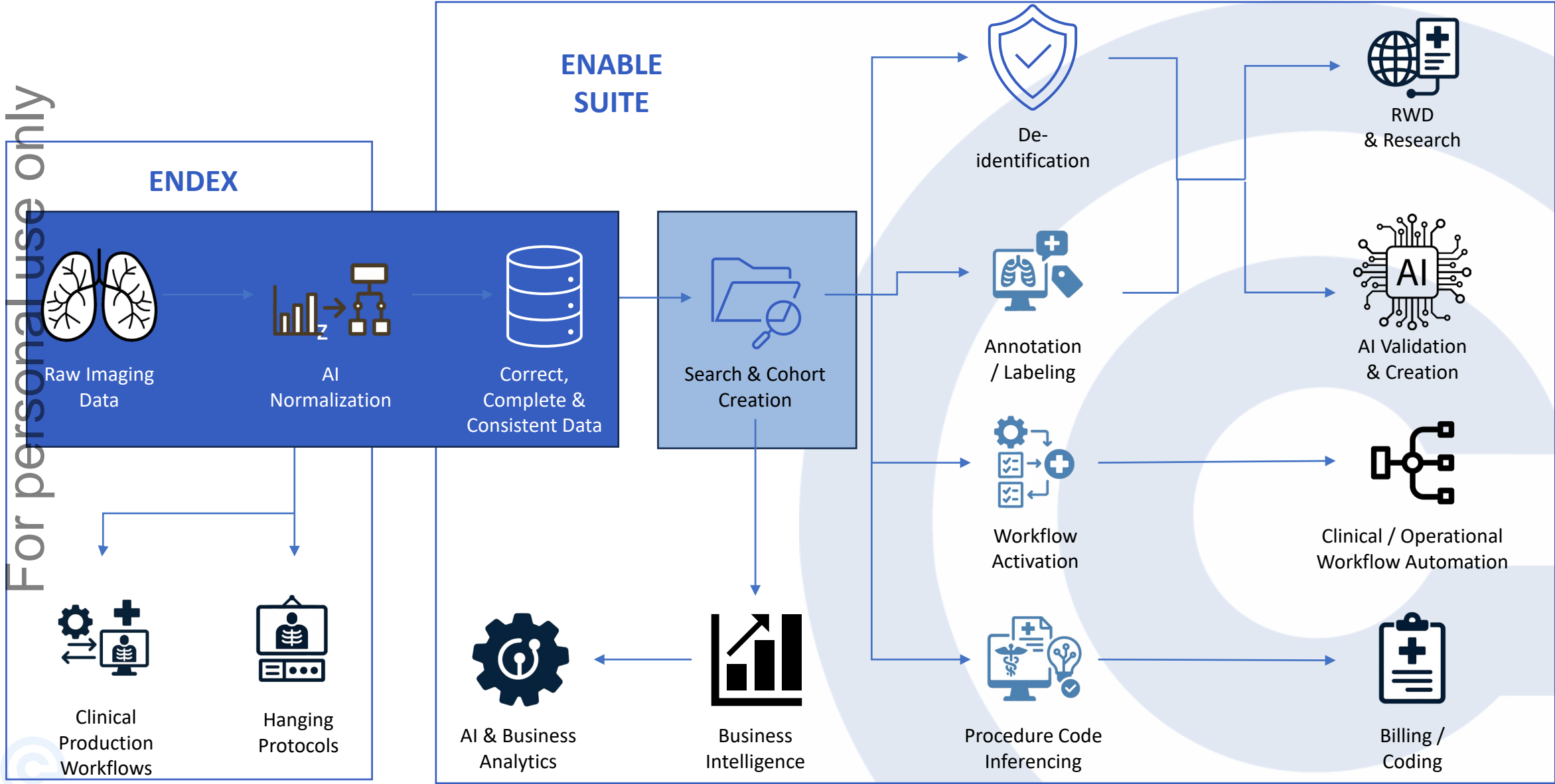


Standardised, de-identified, anonymised DICOM Medical imaging studies



# Data ready for AI Automation

For personal use only



# From Strategy to Execution

For personal use only



## Real-World Deployment

Transition from platform build to increasing real-world deployments



## Repeatable Execution

Moving past proof-of-concepts to repeatable execution



## Channel Expansion

Increasing OEM relationships and in market integrations with key vendors



## Positioned for Scale

Positioned for scale across customers and partners



# Commercial Momentum

For personal use only



## ***Record commercial progress***

- US\$2.84m of New Contract TCV signed in 4Q25
- 1Q26 expected to exceed 4Q25 with US\$3.52m in total contract value secured during period
- Growth across both Direct and OEM Channels



## ***Engaging leading healthcare institutions***

- Increasing client interest in combined Migrations and Data Management Solutions
- Validation through increasing customer wins: Penn Medicine, St Jude Childrens, Parkland Health
- Increasing number of clients across all geographies; North America, Europe and Asia Pacific



## ***OEM relationships & Ecosystem continue to expand***

- 8 Global OEMs now actively engaged with Migrations and Data Management offering
- OEMs driving global reach and repeatability
- New engagements increasingly interested in solutions beyond Migrations

# Summary & Outlook

*Building the data foundation for  
Medical Imaging*

*Positioned at the intersection of  
Data, AI and Clinical Workflows*

*Transition from being a migration  
provider to a data infrastructure  
platform*

## *Financials Outlook*

- Record **US\$2.84m** of new contract revenue in 4Q25.
- 1Q26 new contracts to exceed 4Q25 with total contract value generated of **US\$3.52m**
- Continued focus on efficiency and reduction to the cost base
- Continued progress towards achieving **operational cash flow break even** target

For personal use only



# Questions

