16 April 2026

ASX Announcement

CobaltBlue

ASX: COB | OTC: CBBHF

Corporate presentation – Austmine CEO leadership luncheon

Cobalt Blue Holdings Limited (ASX: COB | OTC: CBBHF) CEO, Dr Andrew Tong will present at the Austmine CEO Leadership Luncheon in Sydney today, 16 April 2026.

We are pleased to publish the presentation which includes information on our corporate strategy, an update on the Cobalt and Sulphur markets, and our recent entry into a consortium agreement with Glomar Minerals LLC .

For further information please contact:

Dr Andrew Tong
Chief Executive Officer & Managing Director
+61 2 8287 0660
info@cobaltblueholdings.com

This announcement was authorised for release to the ASX by the board of Cobalt Blue Holdings Limited.

For personal use only

ASX: COB | OTC: CBBHF

CobaltBlue

An Integrated Minerals Processing Platform

April 2026

For personal use only

For personal use only

Cobalt Blue Integrated Platform

- Become Leading Australian Refined Cobalt Supplier
- Growth Plan for USA Cobalt and Manganese plant
- Commodity Diversification with Copper and Silver

The Cobalt Blue Difference:

- Market leading, patented, minerals processing technology
- Broken Hill Technology Centre provides opportunity to accelerate engineering development / technical de-risking for improved investor confidence / financing.

For personal use only

Cobalt Strategic Concentration Risk

Supply chain vulnerability for advanced manufacturing sectors

China controls ~70% mine production, ~80% processing

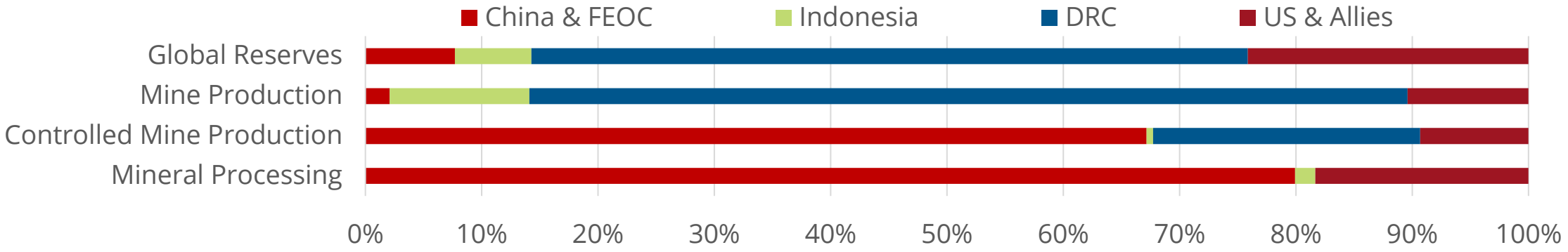

Electrification ~80% in 2025

Strong growth for battery applications

- Global EV adoption
- Consumer electronics
- Humanoid robotics and drones

Defence ~20% in 2025

NATO countries are increasing spending

- Temperature resistant superalloys for jet engines
- Military application sector alloys
- Magnets for stealth technology & communications

Source: Benchmark Mineral Intelligence, Cobalt Blue Holdings Limited

Cobalt from Australia for Global Markets

Kwinana Cobalt Refinery is the strategic mid-stream anchor for Australia

- **Market access & product qualification:** Establishes credibility in battery and defence supply chains
- **De-risks Broken Hill investment:** Lowering project risk and strengthening the investment case for the Broken Hill Cobalt Project (BHCP)
- **Vertical integration:** Combined with BHCP, creates an integrated mine-to-market cobalt business capturing value across the full supply chain.
- **Feedstock flexibility:** Ability to process multiple cobalt sources (industry by-products, battery black mass) provides resilience against price volatility and shifting battery chemistries.
- **Iwatani JV:** Delivers Japanese market access, trading capability, and established downstream relationships from day one.

Global cobalt sulphate refineries

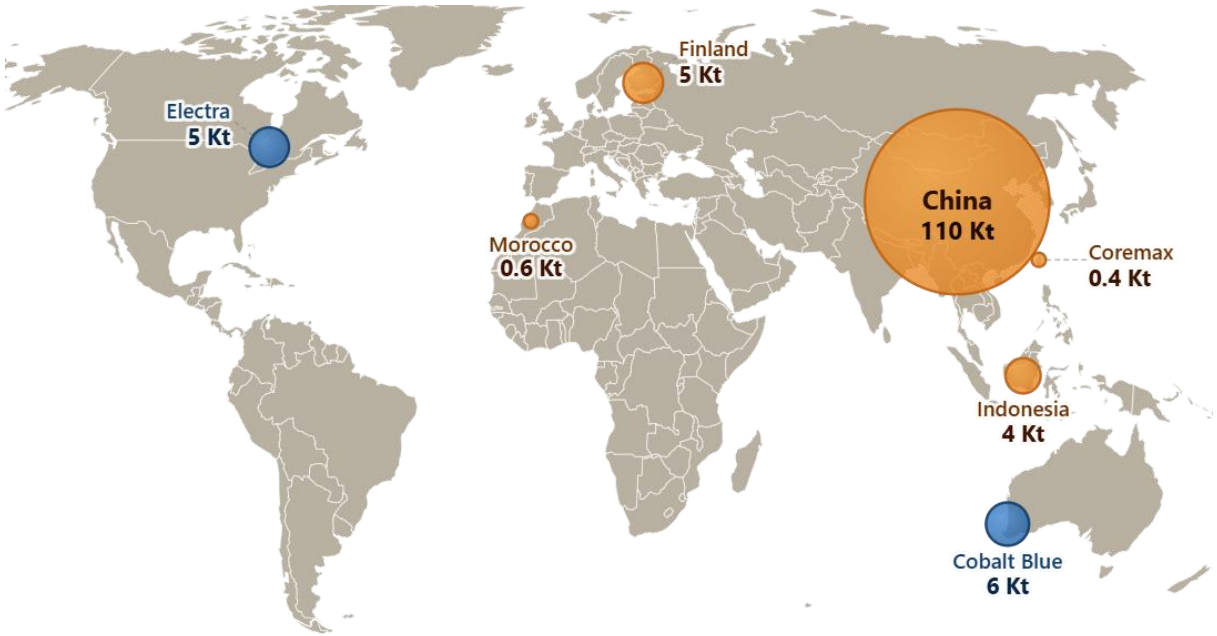

Bubble size = capacity (Kt per annum, metal contained)
orange = existing supply | blue = incoming supply

Source: Benchmark Minerals, Cobalt Blue Holdings Limited

For personal use only

For personal use only

Kwinana Cobalt Refinery Overview

Investment ready

- ✓ Project partner: Iwatani 30% / 70% COB*
- ✓ Offtake LOI's (Japan, France)
- ✓ Flowsheet fully piloted, samples available
- ✓ Glencore feedstock contract executed
- ✓ Permits granted from WA State Government
- ✓ Detailed final engineering design ~90% complete, with Tetra Tech
- ✓ Cost advantages through proprietary technology

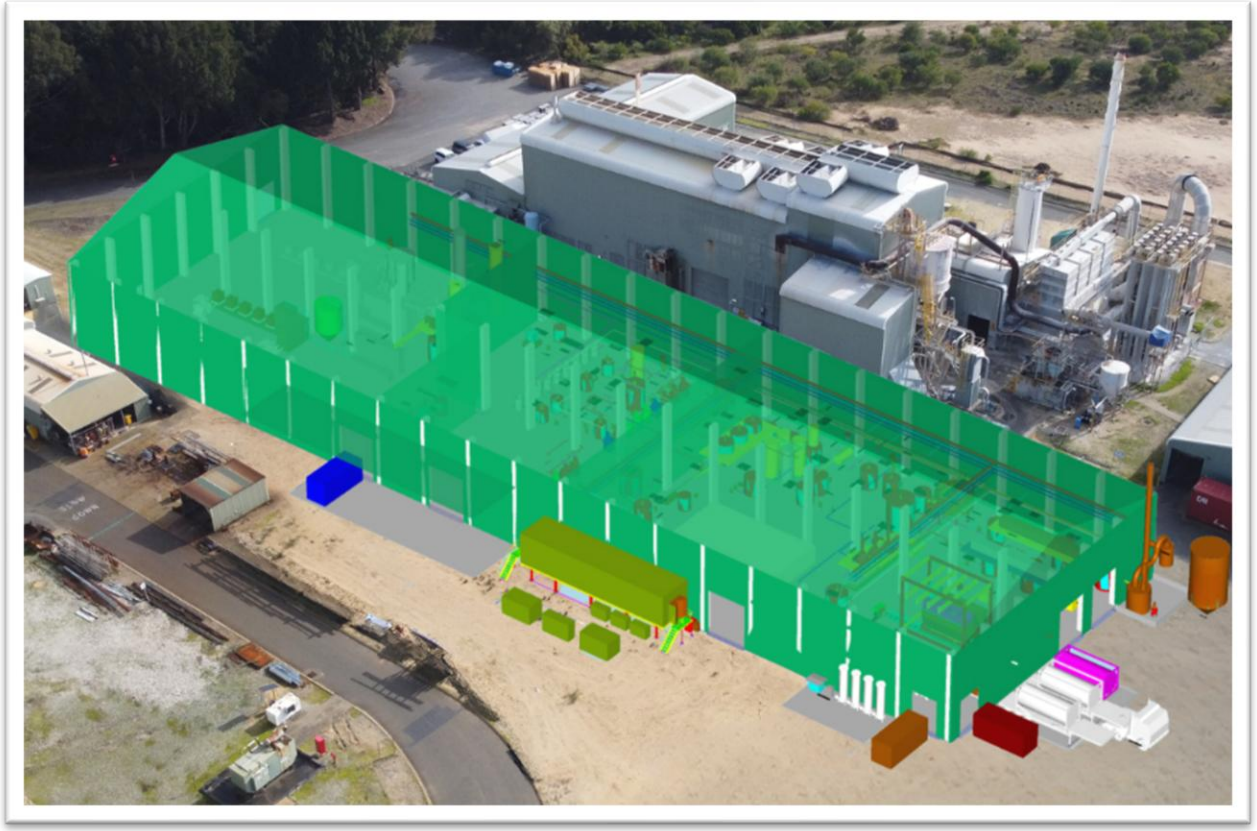

Economic Estimates (Nov 2025)**

Total capacity	3,000 tpa
NPV_8 post tax	~A$155m, IRR 32%
Total free cashflow	~A$503m

Proposed Capital Stack (Oct 2024)***

Equity	~A$83m
Debt	~A$60m working capital

** Subject to final agreement*
*** Economic estimates reflect a 100% owned project and are based on a Stage One development only as set out in an ASX Announcement dated 21 November 2025 entitled Kwinana Cobalt Refinery Update*
****Capital Stack estimate reflects a 100% owned project and are based on a combined Stage One + Stage Two development as set out in an ASX Announcement released on 9 October 2024 entitled Kwinana Cobalt Refinery Update.*

For personal use only

Kwinana Cobalt Refinery Feed Strategy

ONLY ESG approved & Traceable, in conformance with RMI Standards

Hydroxide
Glencore DRC contract

By-products
Ni + Cu industry

Secondaries
Battery black mass

Hydroxide
BHCP

Stage 1

3,000 tpa

Stage 2

6,000 tpa

Cobalt Sulphate

Cobalt Metal Rounds



Source: Cobalt Blue Holdings Limited

For personal use only

Broken Hill Cobalt Project

Largest undeveloped primary cobalt resource in Australia, capable of providing enough cobalt for ~15m EV's (NMC 622)*

Status

- ✓ Integrated feedstock to Kwinana Cobalt Refinery
- ✓ Proprietary patented process for cobalt-pyrite
- ✓ Proven flowsheet via 5-year demonstration
- ✓ Federal 'Major Project Status' renewed until Jul 28

2026

- Progressing environmental permit applications
- Evaluating elemental sulphur by-products
- Updated Feasibility Studies

Mineral Resource**

Resource	126.5 Mt @ 867 ppm CoEq
Contained	87 kt Co, 9,510 kt S @ 275 ppm CoEq cut-off

** Estimates of 5-7 kg of cobalt per EV using 622 NMC (IRENA Critical materials: Batteries for electric vehicles)*
***A complete summary of the Mineral Resource estimate by classification is provided at slide 16.*
Source: Cobalt Blue Holdings Limited

2023-24 Mine Portal for Sample Ore

Demonstration Plant Concentrator

For personal use only

Large-scale system supporting staged development

Favourable geometry underpins a staged, capital-efficient development pathway

Pyrite Hill Deposit

The Pyrite Hill deposit extends over 1.2 km along strike, ~ 400 m down dip & varies in thickness from 10 to 100m.

Railway Deposit

Railway deposit extends ~2.5 km along strike, with mineralisation widths ranging from ~20 m to ~300 m, expanding to its widest near the central zone due to structural thickening

Pyrite Hill Mineral Resource block model looking northwest.

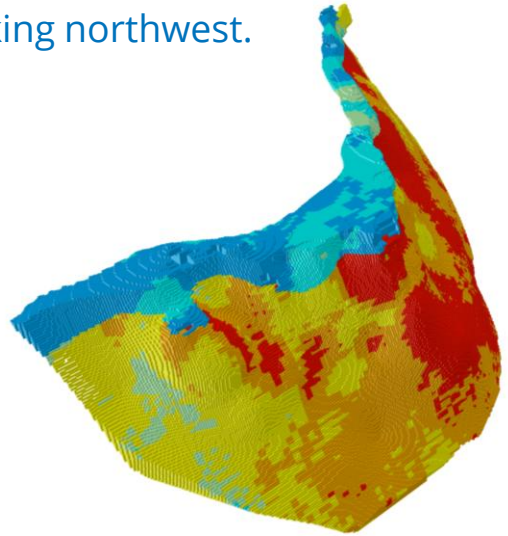

Ultimate Pit Shell

Railway Mineral Resource block model looking southeast.

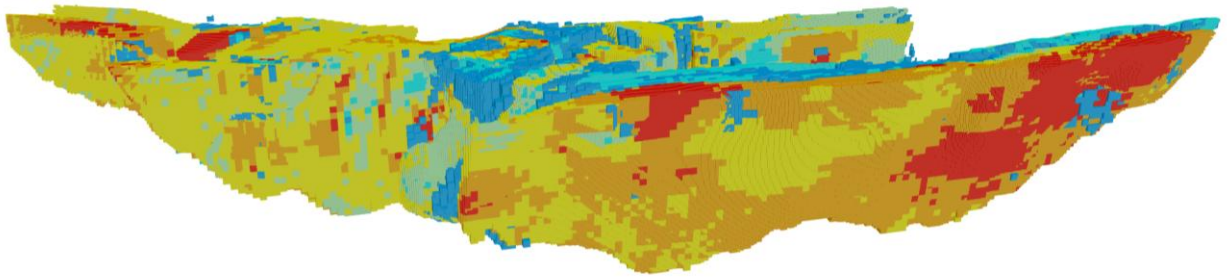

Ultimate Pit Shell

Co Equivalent Grade

- 275 – 400 ppm
- 400 – 600 ppm
- 600 – 800 ppm
- 800 – 1,200 ppm
- 1,200 – 1,500 ppm
- >= 1,500 ppm

A complete summary of the Mineral Resource estimate by classification is provided at slide 16. The pit shells shown are based on prior study assumptions, which are currently under review as part of the Feasibility Study. Resulting pit designs and sequencing may change.

For personal use only

Cobalt & Sulphur Markets Tighten

Dual exposure to improving commodity cycles enhances revenue resilience, with sulphur providing an increasingly meaningful and underappreciated value stream

Cobalt rebalancing

DRC supply controls tightening market, with prices recovering toward long-term averages (~US$27/lb, 50-year)

Sulphur strengthening

Structural demand growth (fertiliser + battery metals) and constrained, geopolitically sensitive supply driving prices materially above historical levels *(current levels materially above prior ~US$150/t planning assumptions)*

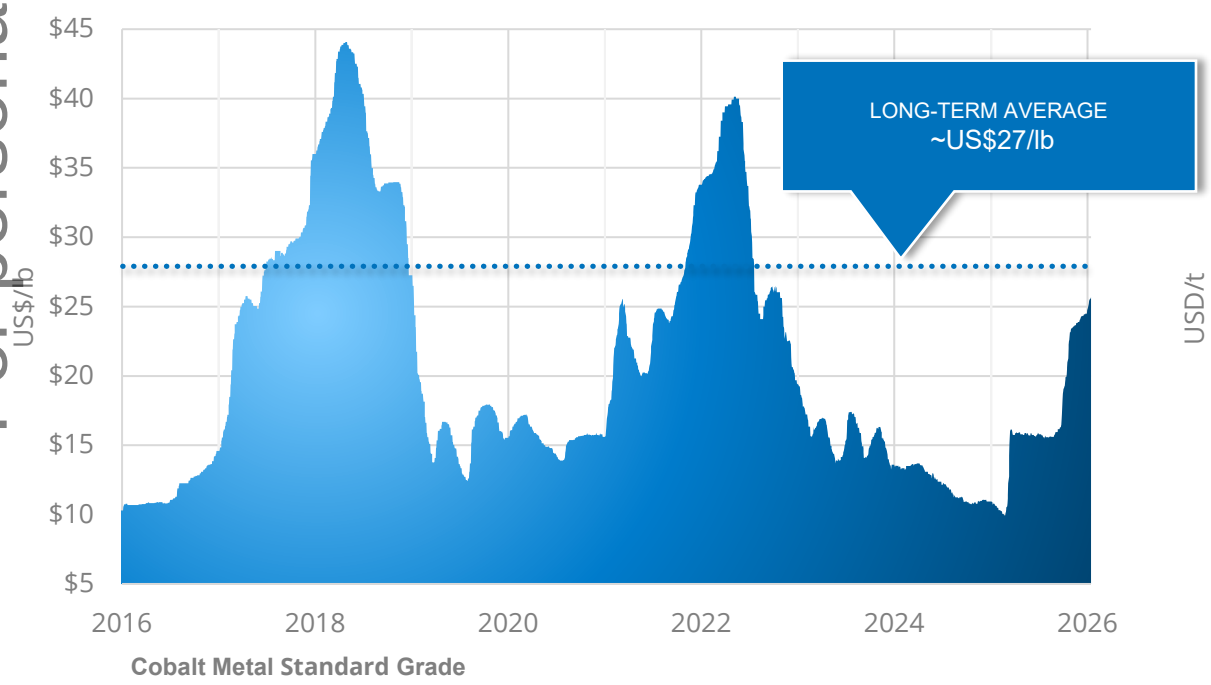

Source: Fastmarkets, Cobalt Blue Holdings Limited

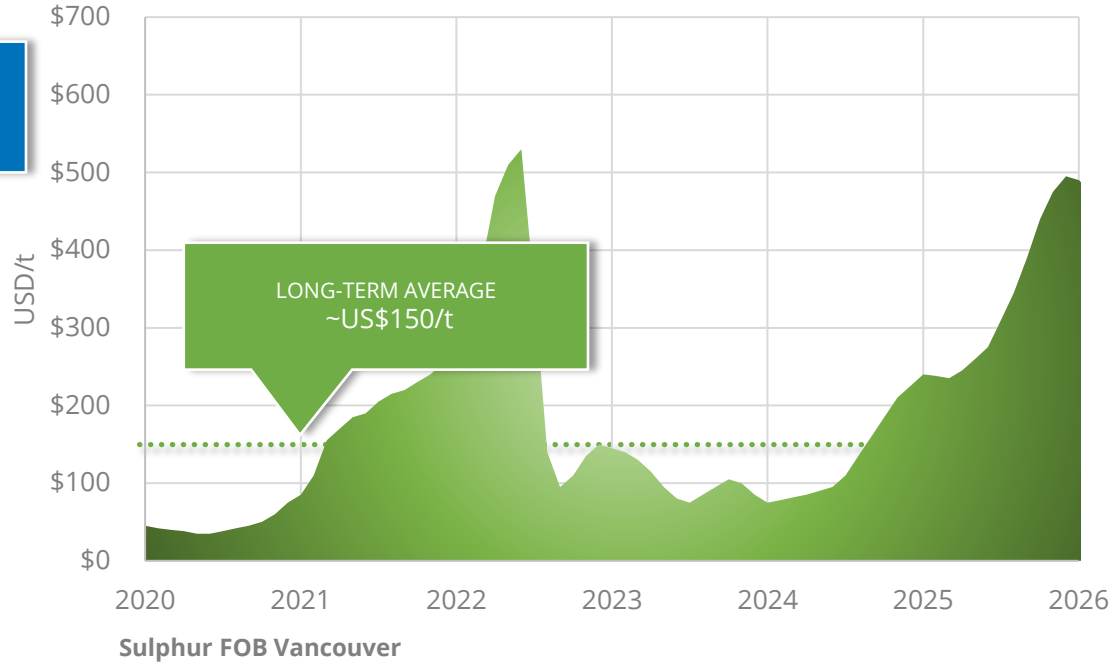

Source: CRU, Argus, Cobalt Blue Holdings Limited

For personal use only

Growth Plan for USA Refinery

Partnership with Glomar Minerals

US Domestic supplier of battery grade $MnSO_4$ and cobalt metal / sulphate

Glomar MINERALS

- Unlocking mid-stream for polymetallic nodules
- Target 200,000 tpa plant in USA, by end 2028
- Manganese and cobalt refinery for US supply chain resilience

CobaltBlue

- Based on Kwinana flowsheet and engineering
- Supporting development testwork at BHTC
- Increased cobalt market exposure



25 Mn Manganese	NMC Batteries, Steel Production, Fertilizers, and Water Treatments.
28 Ni Nickel	NMC Batteries, Steel Production, Superalloys, Electronics, Jet Engines, Turbine Blades
29 Cu Copper	Electronics, Building Materials, Infrastructure, Power Grid, Telecommunications
27 Co Cobalt	NMC Batteries, Consumer Electronics, Industrial Chemicals, Superalloys, Magnets
21-71 REE Rare Earths	Permanent Magnets, Metallurgy, Defense Systems

Aligning with Mn-rich battery evolution

Source: Cobalt Blue Holdings Limited

For personal use only

Commodity Diversification

- Stable long-term commodity markets
- Projects requiring metallurgical innovation

Copper:
Electrification &
Advanced Manufacturing



Silver:
Energy transition &
Safe Haven

Source: Cobalt Blue Holdings Limited

For personal use only

Halls Creek Project

Exciting small-scale copper-silver-zinc project

Status

- 2025 Scoping Study: 10.5-year LOM, attractive C1 costs,
- Estimated pre-tax NPV ~A$172m & IRR ~28%.*
- 250 km² tenement in WA's Kimberley region
- Two major deposits**:

	Indicated	Inferred	Cu	Zn	Ag
Onedin	3.7 Mt	0.4 Mt	1.40%	4.20%	25 g/t
Sandiego	4.8 Mt	-	0.70%	3.10%	38 g/t

Project upside

- Silver recovery testwork in 2026
- Cobalt by-product recovery
- Exploration upside for hub-and-spoke option

**Forecast financial information presented on a 100% project ownership basis as released 6 June 2025 in the ASX Announcement 'Halls Creek Project Scoping Study delivers a near-term copper-zinc opportunity'.*

*** A complete summary of the Mineral Resource estimates by classification is provided at slide 17.*

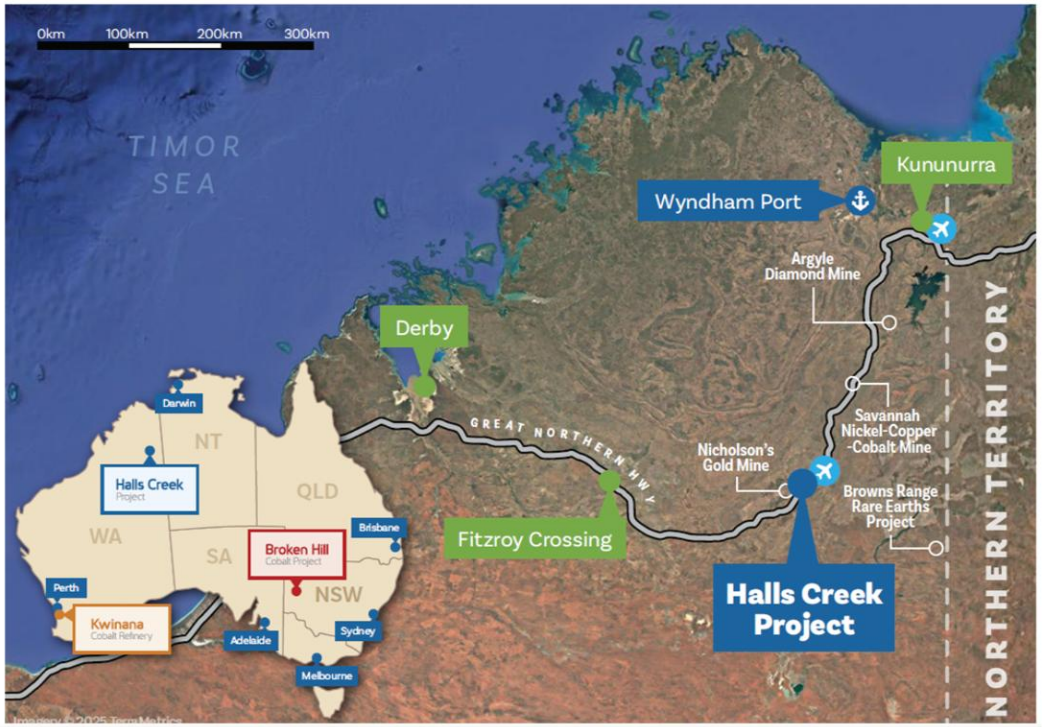

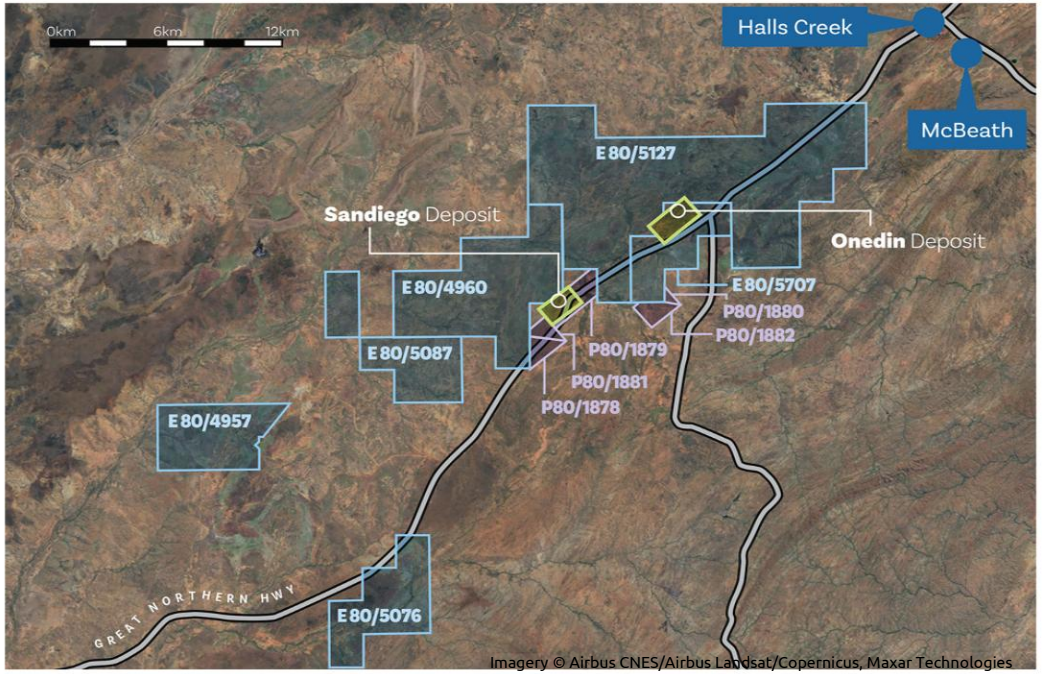

Source: Cobalt Blue Holdings Limited

For personal use only

Cobalt Blue Integrated Platform

Integrated testwork and flowsheet validation reduces development timelines and improves investment confidence

Metallurgical testwork →
Flowsheet optimisation →
Demonstration & Piloting

Validated flowsheet → FS confidence

Broken Hill Cobalt Project

Permitting + Feasibility Study

Halls Creek Project

Metallurgical optimisation

Broken Hill Technology Centre

- ✓ Continuous pilot-scale testwork
- ✓ Flowsheet validation
- ✓ Feedstock flexibility
- ✓ Patented technology

Kwinana Cobalt Refinery

Advancing toward FID

US Co + Mn Refinery

Target development by 2028

BHTC enables parallel advancement of multiple projects with shared technical foundation

Cobalt Blue Q2 2026 Investment Summary

	Key catalyst	Significance
Kwinana Cobalt Refinery	Offtake agreements	Unlocks funding and FID
Broken Hill Cobalt Project	PFS completion & Permit applications	Revised project economics Permitting milestones toward development
Halls Creek	Silver recovery testwork	Revised project economics
Glomar Consortium	Glomar secure funding, and execute contract with Cobalt Blue	Commencement of feasibility studies for processing facility in USA

As at market close 15 April 2026

Ordinary Shares	583.9m
Performance Rights	6.9m
Options (expiry 23/4/2027 Ex. Price $0.20)	41.8m
Options (expiry 18/9/2028 Ex. Price $0.08)	11.1m
Options (expiry 24/9/2028 Ex. Price $0.08)	9.6m
Market Cap (undiluted)	$41.5m
Share Price	$0.07
Cash & equivalents on hand (as at 31 Dec 2025*)	$6.7m

Contact:
info@cobaltblueholdings

Source: Cobalt Blue Holdings Limited

For personal use only

Compliance Statements

For personal use only

Information included in this presentation is, in part, extracted from reports available via https://www.cobaltblueholdings.com and referenced in the following Compliance Statements.

The Company confirms that it is not aware of any new information or data that materially affects the information included in the original market announcements. In the case of Mineral Resources, all material assumptions and technical parameters underpinning the estimates continue to apply and have not materially changed, and the form and context in which the Competent Person's findings are presented have not been materially modified. The Company further confirms that it is not aware of any new information or data that materially affects production target information or the forecast financial information derived therefrom included in the original announcements, and that all material assumptions underpinning those production targets and forecast financial information continue to apply and have not materially changed.

Slide 5: Financial metrics for the Kwinana Cobalt Refinery were set out in an ASX Announcements released on 9 October 2024 entitled Kwinana Cobalt Refinery Update and 21 November 2025 entitled Kwinana Cobalt Refinery Update.

Slide 7: The information related to the Mineral Resource estimate is extracted from the report titled 'BHCP Resource Update' issued on 30 November 2023. The Mineral Resource has been reported at a cut-off of 275 ppm cobalt equivalent based on an assessment of material that has reasonable prospects of eventual economic extraction. In addition to cobalt, the cut-off grade incorporates revenue streams from elemental sulphur and nickel; by-products of the processing pathway defined in the 2018 PFS and subsequent 2020 Project Update. The cobalt equivalent grade has been derived from the following calculation; CoEq ppm = Co ppm + (S ppm × (S price / Co price) × (S recovery / Co recovery)) + (Ni ppm × (Ni price / Co price) × (Ni recovery / Co recovery)). This equates to CoEq = Co + S % × 18.1398 + Ni ppm × 0.3043. The parameters used for this calculation are listed to the right.

A complete summary of the Mineral Resource by classification is provided on **Slide 16**.

Assumption	Input
Cobalt Price	US$60,186/t (AU$85,980)
Sulphur Price	US$145/t (AU$207)
Nickel Price	US$18,317/t (AU$26,167)
Cobalt Recovery	85%
Sulphur Recovery	64%
Nickel Recovery	85%
Exchange rate (A$ to US$)	0.70

Source: Cobalt Blue Holdings Limited

For personal use only

Compliance Statements

Classification	Tonnes (Mt)	CoEq (ppm)	Co (ppm)	S (%)	Ni (ppm)	Contained Co (kt)	Contained S (kt)	Contained Ni (kt)
Pyrite Hill								
Measured	18.0	1,273	1,020	10.8	189	18.3	1,935	3.4
Indicated	8.7	889	703	8.0	137	6.1	693	1.2
Inferred	7.2	1,188	946	10.3	181	6.8	742	1.3
Total	33.9	1,156	923	9.9	174	31.3	3,371	5.9
Big Hill								
Measured	5.7	735	592	6.0	110	3.4	342	0.6
Indicated	10.1	745	599	6.0	120	6.0	609	1.2
Inferred	2.8	750	596	6.4	123	1.7	181	0.3
Total	18.6	742	596	6.1	118	11.1	1,131	2.2
Railway								
Measured	–	–	–	–	–	–	–	–
Indicated	41.1	809	643	7.1	125	26.4	2,915	5.1
Inferred	33	713	563	6.4	115	18.5	2,093	3.8
Total	74.1	766	607	6.8	121	45.0	5,008	8.9
Total								
Measured	23.7	1,143	917	9.6	170	21.7	2,277	4.0
Indicated	59.9	810	644	7.0	126	38.6	4,217	7.6
Inferred	43.0	795	629	7.0	127	27.0	3,016	5.4
Total	126.5	867	690	7.5	134	87.3	9,510	17.0

The Mineral Resource estimate for the BHCP deposits (at a 275 ppm CoEq cut-off) detailed by Mineral Resource classification. Note minor rounding errors may have occurred in compilation of this table.

Source: Cobalt Blue Holdings Limited

Source: Cobalt Blue Holdings Limited

For personal use only

Compliance Statements

Slide 12: The information related to the Halls Creek Earn-In Agreement is extracted from ASX Announcement released on 18 February 2025 titled 'COB Diversifies – Major Copper Project Earn in. The information related to the Halls production target and forecast financial information derived therefrom is extracted from the ASX Announcement released on 6 June 2025 titled 'Halls Creek Project Scoping Study delivers a near-term copper-zinc opportunity' and the ASX Announcement released on 4 August 2025 titled 'Halls Creek Project Review Targets Major Uplift'.

Mineral Resource estimate for the Onedin deposit detailed classification

		Grade					Contained Metal				
Classification	Tonnes (Mt)	Copper (%)	Lead (%)	Zinc (%)	Silver (g/t)	Gold (g/t)	Copper (kt)	Lead (kt)	Zinc (kt)	Silver (Moz)	Gold (Koz)
Onedin (Copper zone reported at a 0.4% copper cut-off grade)											
Indicated	1.5	1.1	1.2	0.6	47	0.2	16.5	18.0	9.0	2.27	9.7
Onedin (Zinc zone reported at a 1% zinc cut-off grade)											
Indicated	3.3	0.5	1.0	4.3	34	0.1	16.5	33.0	141.9	3.61	10.6

Mineral Resource estimate for the Sandiego deposit detailed by classification

		Grade					Contained Metal				
Classification	Tonnes (Mt)	Copper (%)	Lead (%)	Zinc (%)	Silver (g/t)	Gold (g/t)	Copper (kt)	Lead (kt)	Zinc (kt)	Silver (Moz)	Gold (Koz)
Sandiego (Copper zone reported at a 0.8% copper cut-off grade)											
Indicated	1.7	2.3	0.2	0.8	18	0.3	39.1	3.4	13.6	0.98	16.4
Inferred	0.3	1.6	–	3.0	5	0.2	4.8	–	9.0	0.05	1.9
Total	2.0	2.2	0.1	1.1	16	0.3	43.9	3.4	22.6	1.03	18.3
Sandiego (Zinc zone reported at a 3% zinc cut-off grade)											
Indicated	2.0	0.6	0.7	7.3	35	0.1	12.0	14.0	146.0	2.25	6.4
Inferred	0.1	0.2	0.1	6.1	10	0.1	0.2	0.1	6.1	0.03	0.3
Total	2.1	0.6	0.7	7.3	34	0.1	12.2	14.1	152.1	2.28	6.7

Source: Cobalt Blue Holdings Limited

For personal use only

Important Notice & Disclaimer

The following notice and disclaimer apply to this investor presentation (**Presentation**). You are, therefore advised to read this carefully before reading or making any other use of this Presentation or any information contained in this Presentation. This Presentation is dated 16 April 2026 and has been prepared by Cobalt Blue Holdings Limited (**COB** or **Company**) (ABN 90 614 466 607).

Summary information

This Presentation is for information purposes only and is a summary only, which is current as of the date of this Presentation (unless stated otherwise). The information in this Presentation is of a general nature and does not purport to be complete, nor does it contain all information that a prospective investor may require in evaluating a possible investment in COB. This Presentation should be read in conjunction with COB's other periodic and continuous disclosure information lodged with the Australian Securities Exchange (**ASX**), available at www.asx.com.au. Reliance should not be placed on information or opinions contained in this Presentation and, subject only to any legal obligation to do so, COB does not have any obligation to correct or update the content of this Presentation.

Not an offer

This Presentation is not, and should not be considered as, an offer or an invitation to acquire securities in COB or any other financial products and neither this Presentation nor any of its contents will form the basis of any contract or commitment.

Not investment advice

Each recipient of the Presentation should make its own enquiries and investigations regarding all information in this Presentation, including but not limited to the assumptions, uncertainties and contingencies that may affect future operations of COB and the impact that different future outcomes might have on the Company and form their own views as to what information is relevant to such decisions and make their own investigations in relation to any additional information. This Presentation does not constitute investment or financial product advice (nor tax, accounting or legal advice). Information in this Presentation is not intended to be relied upon as advice to investors or potential investors and has been prepared without taking account of any person's individual investment objectives, financial situation or particular needs.

Forward-looking statements and forecasts

This Presentation contains certain "forward-looking statements" and comments about future matters. Forward-looking statements can generally be identified by the use of forward-looking words such as, "expect", "anticipate", "likely", "intend", "should", "could", "may", "predict", "plan", "propose", "will", "believe", "forecast", "estimate", "target" "outlook", "continue", "guidance" and other similar expressions within the meaning of securities laws of applicable jurisdictions. Forward-looking statements include but are not limited to statements about COB's future performance and plans, future developments, and strategy. You are cautioned not to place undue reliance on forward-looking statements. Any such statements, opinions and estimates in this Presentation speak only as of the date hereof and are based on assumptions and contingencies subject to change without notice, as are statements about market and industry trends, projections, guidance and estimates.

Forward-looking statements are provided as a general guide only. The forward-looking statements contained in this Presentation are not indications, guarantees or predictions of future performance and involve known and unknown risks and uncertainties and other factors, many of which are beyond the control of COB, and may involve significant elements of subjective judgment and assumptions as to future events which may or may not be correct. There can be no assurance that actual outcomes will not differ materially from these forward-looking statements. A number of important factors could cause actual results or performance to differ materially from the forward-looking statements. The forward-looking statements are based on information available to COB as of the date of this Presentation.

Except as required by law or regulation (including the ASX Listing Rules), COB undertakes no obligation to supplement, revise or update forward-looking statements or to publish prospective financial information in the future, regardless of whether new information, future events or results or other factors affect the information contained in this Presentation.

Disclaimer

To the maximum extent permitted by law, COB and its respective advisers, affiliates, related bodies corporate, directors, officers, partners and employees expressly exclude and disclaim all responsibility and liability, including, without limitation, for negligence or in respect of any expenses, losses, damages or costs incurred by you as a result of your reliance on this Presentation and the information in this Presentation being inaccurate or incomplete in any way for any reason, whether by way of negligence or otherwise.