

ASX ANNOUNCEMENT

16 April 2026



March 2026 – QUARTERLY ACTIVITIES REPORT

Record gold production of 38.8koz delivers \$76.3 million in free cash flow lifting closing cash to \$231.7 million

Highlights

- LTIFR of 0.5, TRIFR 9.1
- Record quarter of production delivered 38,766oz (including attributable equivalent production), a 21% increase on the December quarter, with 38,637oz of gold sold (FY26 YTD totals 101.2koz)
- Free cash flows of \$76.3 million lifted closing cash to \$231.7 million (Dec-25: \$155.4 million), after investing \$52.5 million on capital projects, resource development, exploration and \$4.0 million on Put Option premium payments
- AISC/oz for the quarter of \$3,612/oz sold remains elevated primarily due to the increased cost of third-party processing, which delivered 10.9koz in the quarter. The Company continues to advance studies towards building a new standalone 3mtpa processing plant with decision expected in the June 2026 quarter
- Continued exploration success across the Davyhurst Project, noting:
 - Tenfold increase in Round Dam Mineral Resource to 1.3 Moz¹, Group Mineral Resources +57% to 3.3 Moz
 - Standout drill results from Golden Pole²
 - Substantial expansion of the mineralised envelope at Little Gem, now extending more than 1,500 metres of strike and 750 metres vertically below surface³
 - Discovery of the new “Sapphire” trend as a potential new gold lode system at Little Gem³
- \$63 million internally funded investment approved to advance key growth projects⁴, including the recommencement of open pit mining operations at Waihi and advancing mill study to FEED status
- 25% increase in mined ounces from Sand King over the previous period, with commercial production declared during the quarter
- Davyhurst plant achieves record throughput of 343.2kt in the quarter, up 17% from the prior quarter and record recoveries of 93%

Ora Banda Mining Ltd (ASX: OBM) (“Ora Banda” or “the Company”) is pleased to report its activities for the March 2026 quarter, with record gold production, record cashflow and an updated 1.3 Moz Mineral Resource for Round Dam all standouts during the period, highlighting ongoing success across the Company’s Davyhurst operations.

¹ Refer ASX Announcement 11 March 2026 “Round Dam Mineral Resource Grows Tenfold to 1.33 Million Ounces”

² Refer ASX Announcement 15 January 2026 “High-Grade Results at Golden Pole Expands Waihi’s Mineralisation Envelope”

³ Refer ASX Announcement 12 March 2026 “Drilling Expands Little Gem New “Sapphire” Trend Discovered”

⁴ Refer ASX Announcement 29 January 2026 “Investment Approved to Advance Key Growth Projects”

Managing Director's Comment

Ora Banda's Managing Director, Luke Creagh, said:

"The team has done an outstanding job with the ramp-up of operations during FY26 with this quarter showing a 21% increase in ounces produced over the December period which has delivered \$76.3 million in free cash flow after substantial investments into future growth projects.

"The Company's closing cash position has consequently lifted to \$231.7 million placing the business in a strong position.

"Furthermore, our exploration activities continue to deliver outstanding results including high grade intercepts from Golden Pole, discoveries at Little Gem (Sapphire Trend) and the release of a significant 1.3 Moz Mineral Resource for Round Dam - these have been made possible through the Company's \$73 million FY26 investment into exploration and resource development across the Davyhurst Project."

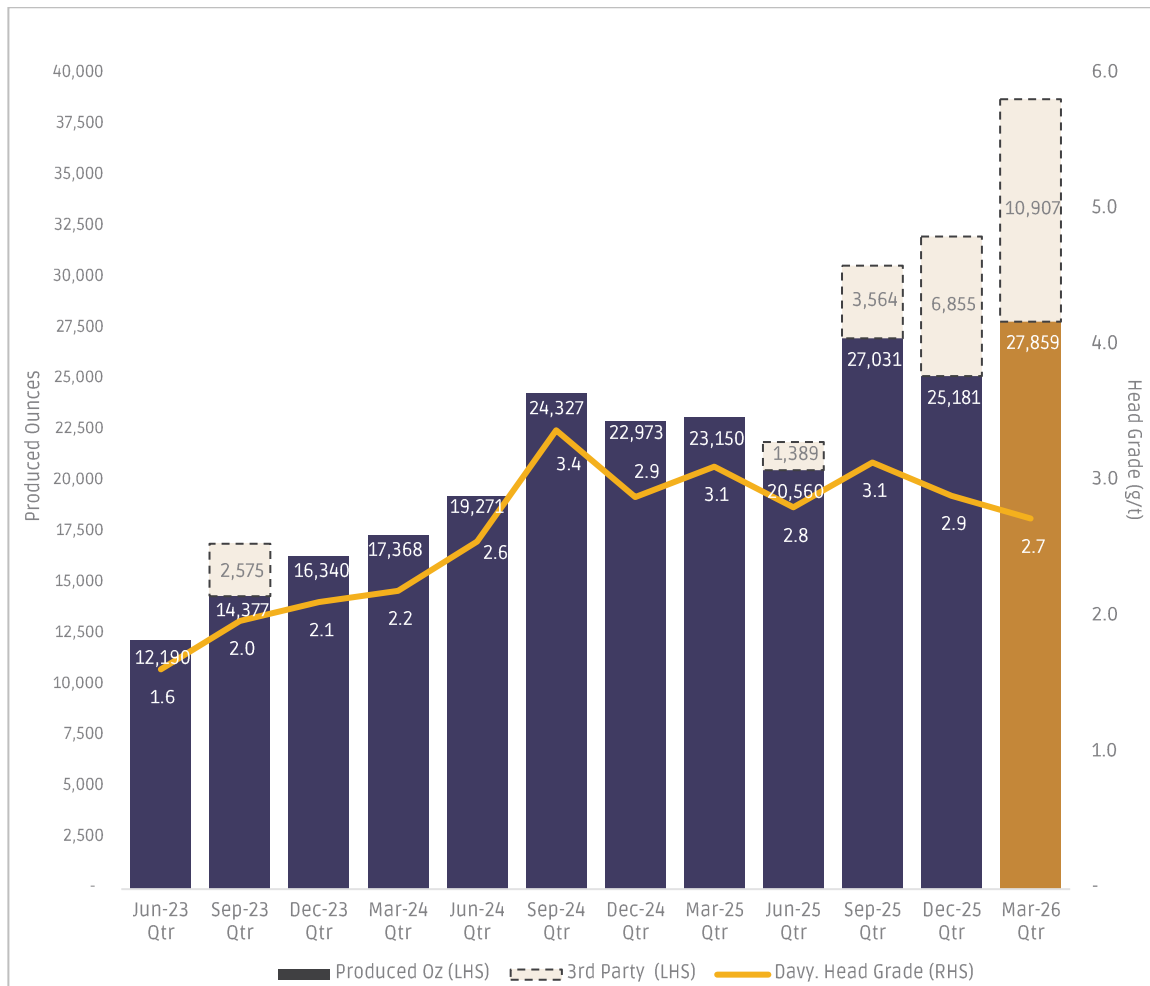


Figure 1 - Quarterly ounce production (including attributable ounces) and head grade

For personal use only

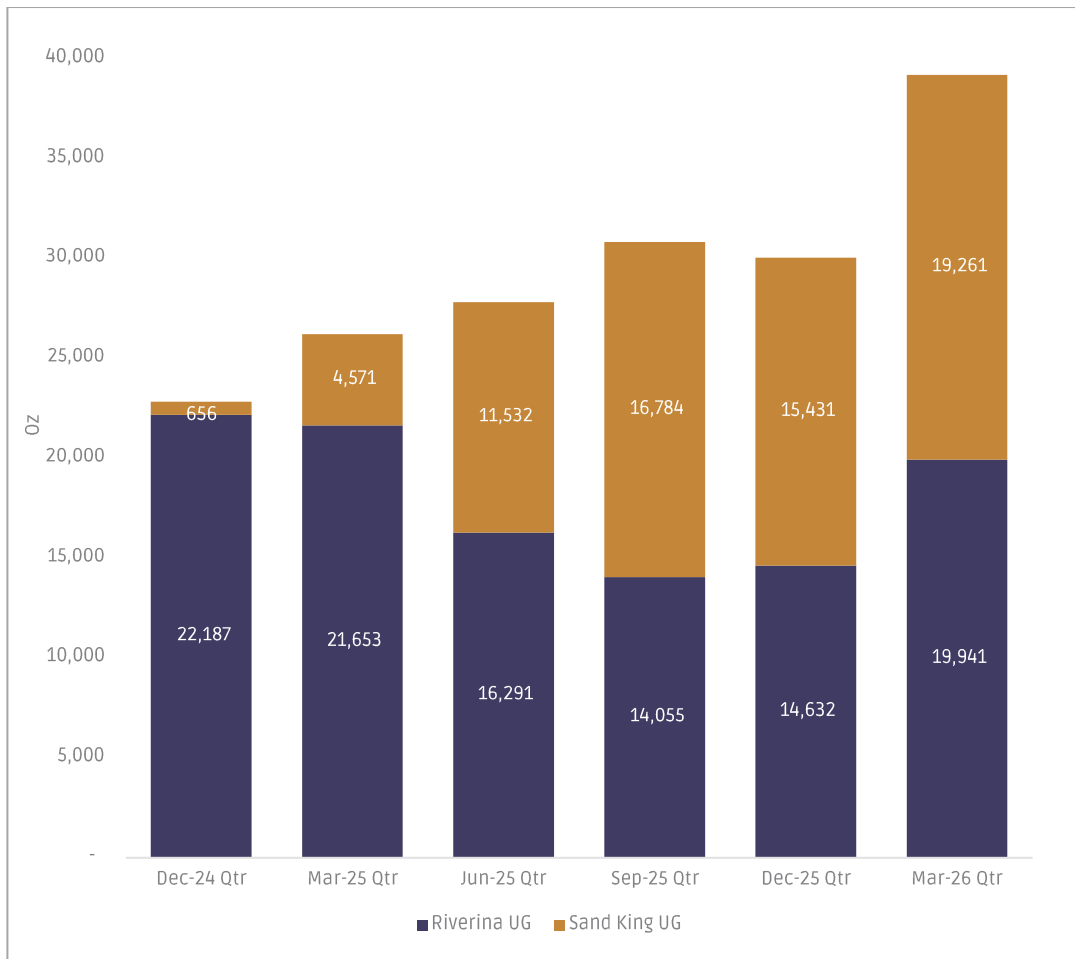


Figure 2 - Quarterly mined ounces by source (including Low Grade)

Davyhurst Project

Underground – Riverina

Riverina Underground benefited from strong capital advance rates in H1 with additional mining fronts coming online in the current quarter driving a 48kt (31%) increase in total mined tonnes compared with prior quarter. A 4% increase in mined grade (3.1g/t vs 2.9g/t in the prior quarter) resulted in an overall 36% increase in total ounces mined to 19.9koz. A total of 2,028 development metres (excluding vertical development) were completed during the quarter, in line with prior quarter.

Underground – Sand King

Sand King Underground reached commercial production on 1 January following two consecutive months of steady state production. Total ore tonnes mined and mined grade increased by 18% (34kt) and 5% (0.1g/t), respectively, resulting in 25% increase in total ounces mined to 19.3koz. Total lateral development increased by 9% compared to the prior quarter to 2,519 metres driven by a 42% increase in operating development (2,016 metres vs 1,417 metres in the prior quarter).

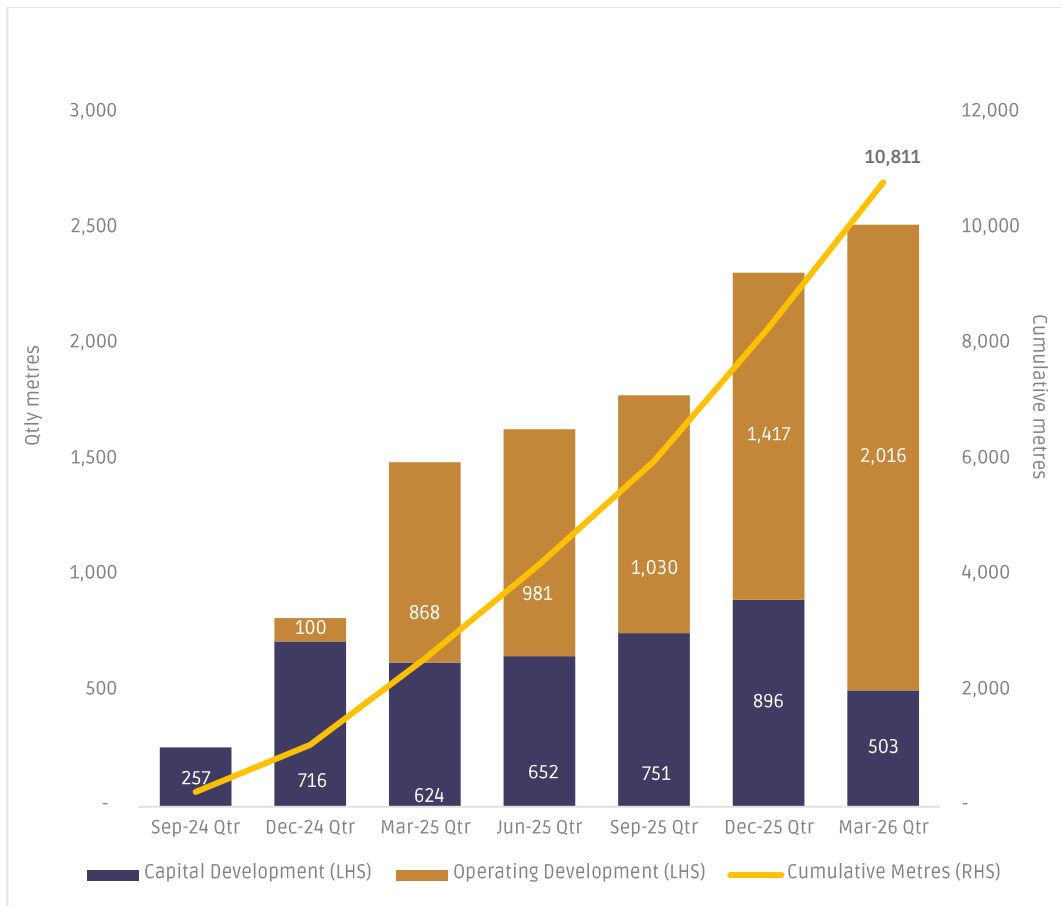


Figure 3 – Sand King Underground Ramp up – quarterly lateral development metres

Open Pit – Waihi

Open Pit mining operations commenced at Waihi during the quarter. Located ~3km from the existing Davyhurst process facility, Waihi became the Company's third mining operation. Key highlights for the quarter included:

- Open Pit Contractor Mineral Mining Services (“MMS”) awarded contract for mining and mobilised on site;
- Grade control drilling completed on the entire pit from surface;
- Admin and workshop areas established; and
- Dewatering pipeline construction commenced.



Figure 4– MMS mobilised at Waihi Open Pit operations



Figure 5– Waihi Open Pit waste clearing

Processing

Record throughput levels were achieved at the Davyhurst plant in the quarter with a total of 343,182t milled at 2.7g/t for 27,859oz (Q2: 292,793 at 2.9g/t for 25,181oz). The 17% increase in throughput from the prior quarter reflects the improvements the processing team have extracted from the mill on 100% fresh rock ore. Recovery rates also continue to improve with a further 1% increase on prior quarter to 93%.

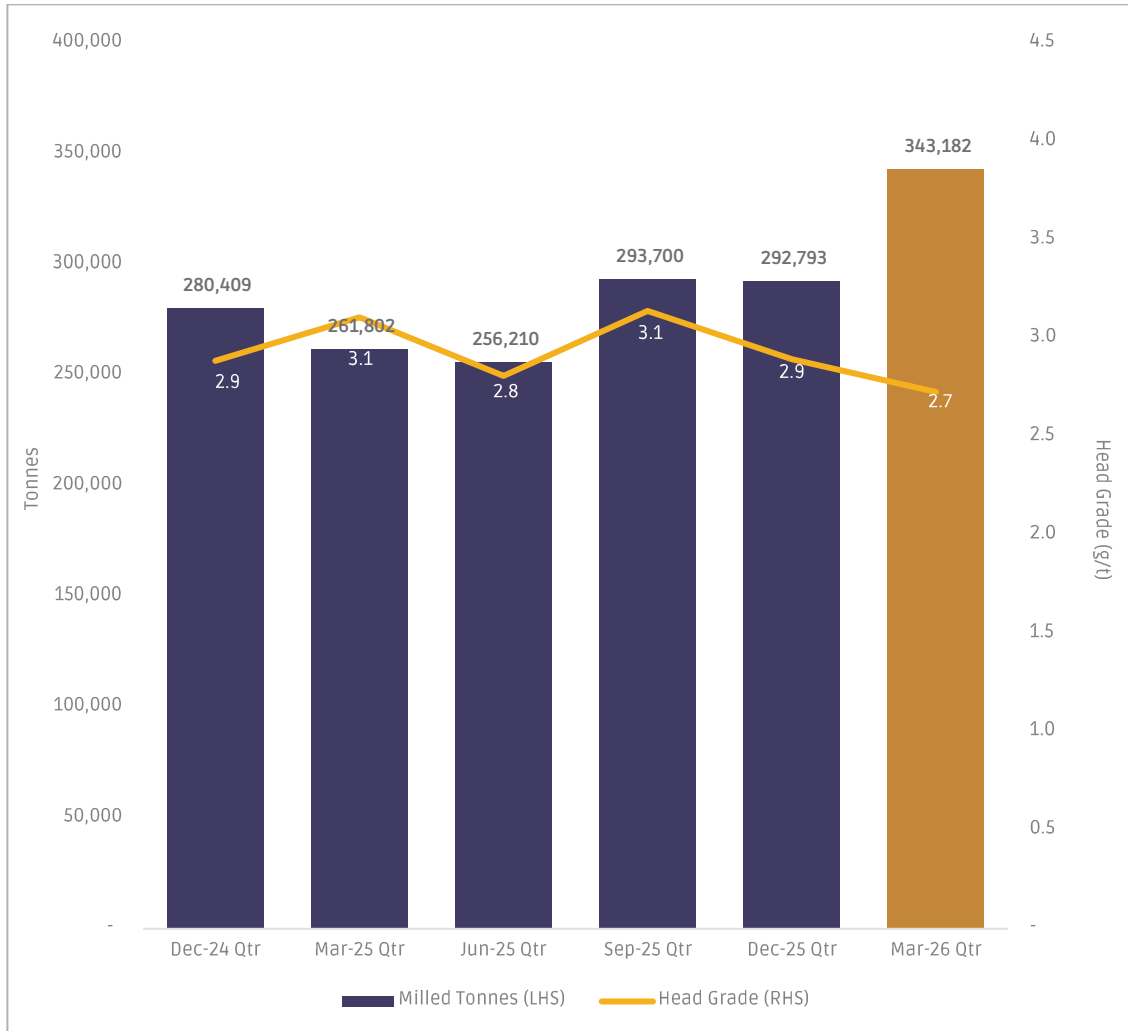


Figure 6 – Davyhurst milled tonnes & head grade

For personal use only

Physicals

Davyhurst Gold Project		Quarter			
Operations Summary	Units	Sep-25	Dec-25	Mar-26	FY26 Total
UNDERGROUND					
Riverina					
Capital Development	Metres	860	806	626	2,292
Operating Development	Metres	1,297	1,383	1,402	4,082
Vertical Development	Metres	252	341	462	1,055
Development Ore Mined	Tonnes	34,804	40,819	49,055	124,678
Development Mined Grade	g/t	2.9	2.8	2.4	2.7
Development Ounces Mined	oz	3,291	3,666	3,805	10,762
Stope Ore Mined	Tonnes	82,086	81,152	113,449	276,687
Stope Mined Grade	g/t	3.7	3.7	3.9	3.8
Stope Ounces Mined	oz	9,750	9,582	14,292	33,624
Mined Ore					
Ore Mined	Tonnes	116,890	121,971	162,504	401,365
Mined Grade	g/t	3.5	3.4	3.5	3.4
Ounces Mined	oz	13,041	13,248	18,097	44,386
Low Grade					
Ore Mined	Tonnes	21,705	33,144	40,571	95,420
Mined Grade	g/t	1.5	1.3	1.4	1.4
Ounces Mined	oz	1,014	1,384	1,844	4,242
TOTAL MINING					
Ore Mined	Tonnes	138,595	155,115	203,075	496,785
Mined Grade	g/t	3.2	2.9	3.1	3.0
Ounces Mined	oz	14,055	14,632	19,941	48,628
Sand King					
Capital Development	Metres	751	896	503	2,150
Operating Development	Metres	1,030	1,417	2,016	4,463
Vertical Development	Metres	214	364	467	1,045
Development Ore Mined	Tonnes	40,230	33,949	49,602	123,781
Development Mined Grade	g/t	3.3	2.9	3.2	3.1
Development Ounces Mined	oz	4,253	3,121	5,060	12,434
Stope Ore Mined	Tonnes	86,671	112,905	128,487	328,063
Stope Mined Grade	g/t	4.2	2.9	2.9	3.2
Stope Ounces Mined	oz	11,709	10,455	12,103	34,267
Mined Ore					
Ore Mined	Tonnes	126,901	146,854	178,089	451,844
Mined Grade	g/t	3.9	2.9	3.0	3.2
Ounces Mined	oz	15,962	13,576	17,163	46,701
Low Grade					
Ore Mined	Tonnes	16,402	38,328	41,221	95,951
Mined Grade	g/t	1.6	1.5	1.6	1.5
Ounces Mined	oz	822	1,855	2,098	4,775
TOTAL MINING					
Ore Mined	Tonnes	143,303	185,182	219,310	547,795
Mined Grade	g/t	3.6	2.6	2.7	2.9
Ounces Mined	oz	16,784	15,431	19,261	51,476

For personal use only

Physicals (continued)

Davyhurst Gold Project		Quarter			
Operations Summary	Units	Sep-25	Dec-25	Mar-26	FY26 Total
PROCESSING - DAVYHURST					
Milled Tonnes	Tonnes	293,700	292,793	343,182	929,675
Head Grade	g/t	3.1	2.9	2.7	2.9
Recovery	%	91%	92%	93%	92%
Gold Produced	oz	27,031	25,181	27,859	80,071
Gold Sold	oz	27,772	24,392	27,730	79,895
THIRD PARTY MILLING - PADDINGTON					
Hauled Tonnes	Tonnes	55,364	135,637	202,218	393,219
Milled Tonnes	Tonnes	54,467	125,104	210,764	390,335
Head Grade	g/t	2.3	1.7	1.9	1.9
Recovery	%	88%	87%	88%	88%
Equivalent Gold Sold	oz	3,564	6,855	10,907	21,326
Total Equivalent Gold Sold*	oz	31,336	31,247	38,637	101,221
Average Price	A\$/oz	5,256	6,049	6,921	6,136
Revenue - Gold Sales**	A\$M	164.7	189.0	267.4	621.1
DAVYHURST GOLD INVENTORIES					
Total Stockpiles - Contained Gold	oz	4,246	3,452	4,184	4,184
Gold in Circuit (GIC)	oz	1,957	2,726	2,870	2,870
Total Gold Inventories	oz	6,203	6,178	7,054	7,054

* Inclusive equivalent attributable ounces from Paddington third-party campaigns for which Ora Banda is paid on the basis of the value of the equivalent gold sold (by reference to the gold price) less processing costs.

** Inclusive of put option premiums – premiums paid on put options that expired in the period and hedge ineffectiveness recognised in the respective period. Refer to finance table for breakdown.

Drilling Programs

A total of \$24.9 million was spent on exploration and resource development activities during the quarter, focussing on programs at Waihi, Round Dam, Little Gem, as well as ongoing extensional programs at Riverina and Sand King undergrounds. Key releases from Round Dam, Little Gem and Golden Pole are summarised below:

Round Dam – Mineral Resource Update

During the quarter, Ora Banda released an updated Mineral Resource for Round Dam of 25.6Mt @ 1.6g/t for 1,330koz - a 964% increase from the previous resource of 125koz.

The 25.3Mt Round Dam Resource includes 7.1Mt at 1.8g/t for 408koz in the Indicated category and 18.2Mt at 1.6g/t in the Inferred category.

All of the Round Dam Resource is considered suitable for open pit mining and has been calculated with open pit shells that are cash-flow positive at A\$5,000/oz and using a cut-off grade of 0.3g/t.

The resource estimate includes drilling up to the end of January 2026, noting that it remains open along strike and at depth, with follow up drilling for both resource extension and category conversion continuing.

The resource uplift at Round Dam provides a substantial boost to the Company's total global resource position which has increased by 57% to 3.3Moz - noting that further resource updates are

planned to be released for other deposits in mid-2026. Ora Banda has budgeted to spend \$73 million on exploration in FY26 which equates to approximately 330km of drilling.

Ora Banda considers exploration along the Round Dam trend still to be at an early stage. The 18km long north-south striking mineralised trend runs from Waihi in the north (3.5km from the Davyhurst Mill) to Salmon Gums in the south. Ora Banda began its initial phase of drilling along a 7.5km section of the trend which hosts several existing historical deposits and prospects within this exploration corridor.

Table 1: Round Dam Mineral Resource Estimate, as at 11 March 2026

ROUND DAM GOLD PROJECT MINERAL RESOURCE ESTIMATE:									
	MEASURED		INDICATED		INFERRED		TOTAL MATERIAL		
	('000t)	(g/t Au)	('000t)	(g/t Au)	('000t)	(g/t Au)	('000t)	(g/t Au)	('000oz)
OPEN PIT	-	-	7,152	1.8	18,199	1.6	25,351	1.6	1,330
TOTAL	-	-	7,152	1.8	18,199	1.6	25,351	1.6	1,330

Little Gem

During the quarter, the Company released updated results for exploration at Little Gem and Sunraysia, including the discovery of the new "Sapphire" Trend, 200 metres east of the Little Gem Trend.

The Little Gem Prospect's mineralised envelope has now expanded to more than 1,500 metres of strike and 750 metres vertically below surface, with mineralisation open in all directions (See Figure 7).

In addition to results from Little Gem and Sunraysia, the Company announced the discovery of the "Sapphire" Trend, running parallel to the Little Gem Trend (Figure 8), further highlighting the growth potential of the Little Gem system.

Recent Significant intersections from Little Gem include:

- 10.0m @ 6.9 g/t Inc. 2.0m @ 26.9 g/t Little Gem Trend
- 6.0m @ 11.3 g/t Inc. 1.0m @ 60.0 g/t Little Gem Trend
- 20.1m @ 2.9 g/t Inc. 0.8m @ 11.3 g/t Little Gem Trend
- 16.0m @ 3.0 g/t Inc. 1.0m @ 17.2 g/t Little Gem Trend
- 14.9m @ 3.2 g/t Inc. 0.9m @ 11.0 g/t Little Gem Trend
- 18.0m @ 2.7 g/t Sapphire Trend
- 10.2m @ 4.2 g/t Inc. 0.4m @ 39.5 g/t Sapphire Trend

See ASX Announcement dated 12 March 2026 for full significant intersection table.

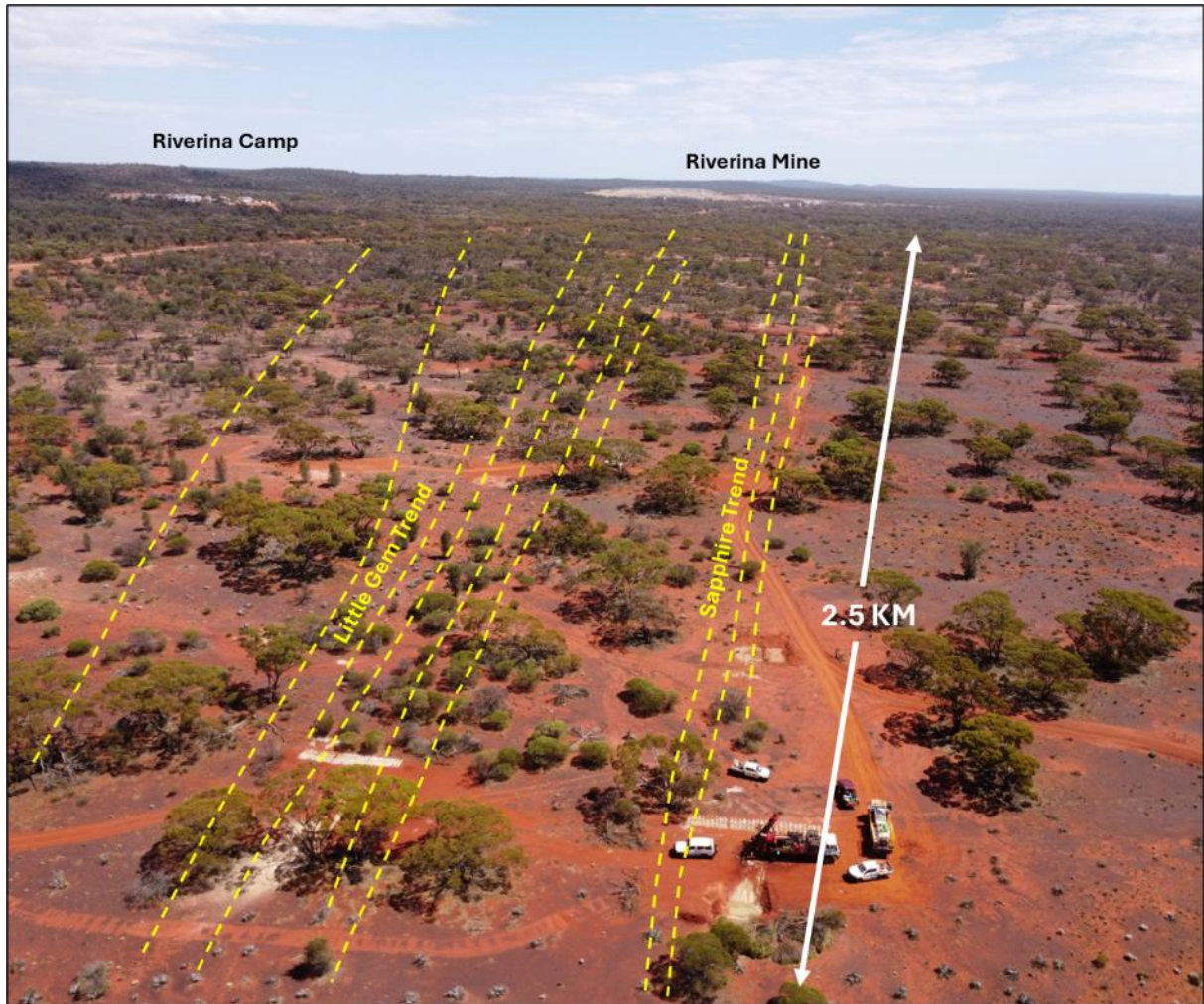


Figure 7: Location of the main Little Gem and Sapphire Trends in relation to the Riverina UG mine (facing north)

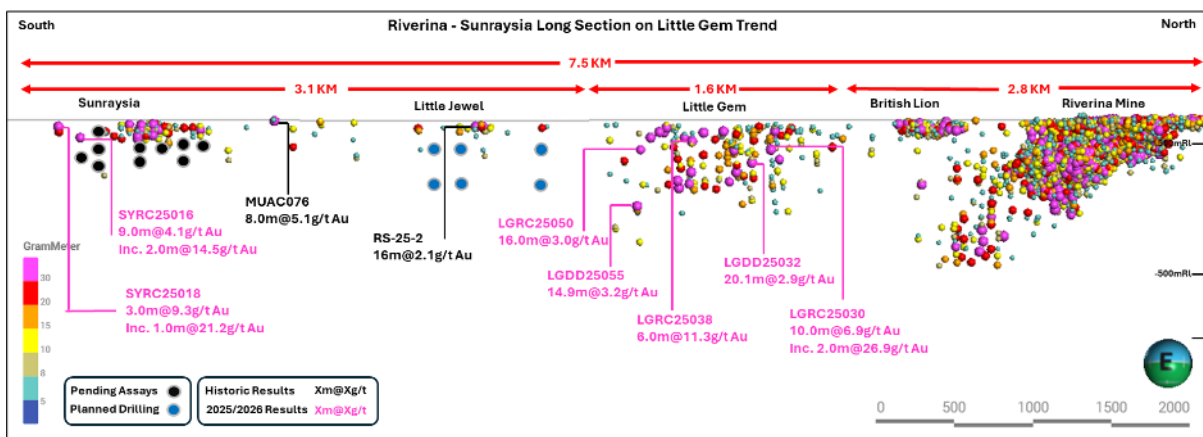


Figure 8: Composite long section – Riverina to Sunraysia on the Little Gem Trend, facing west

Golden Pole (waihi)

Targeted follow up exploration drilling on waihi's Golden Pole Lode (Figure 9) has continued to expand the mineralisation through identification of thick, high-grade results including:

- 7.0m @ 27.4 g/t Inc. 2.0m @ 87.5 g/t Golden Pole

- 2.2m @ 56.3 g/t Inc. 1.8m @ 67.7 g/t Golden Pole
- 2.2m @ 36.9 g/t Inc. 1.9m @ 41.9 g/t Golden Pole
- 5.0m @ 13.2 g/t Inc. 2.0m @ 24.6 g/t Golden Pole

See ASX Announcement dated 15 January 2026 for full significant intersection table.

In addition to the success at Golden Pole, the current program across the broader Waihi Project continues to deliver outstanding results, with March quarter highlights including:

- 2.0m @ 24.3 g/t Inc. 1.0m @ 47.2 g/t Waihi East
- 3.9m @ 6.8 g/t Inc. 1.5m @ 15.0 g/t Homeward Bound

Excitingly, results returned the first intercept of a potential new lode west of Golden Pole (1.1m @ 3.4 g/t), demonstrating the broader potential for mineralisation West of Golden Pole.

Work continues on advancing an updated MRE for the Waihi deposit (including Golden Pole), anticipated early in the June 2026 quarter.

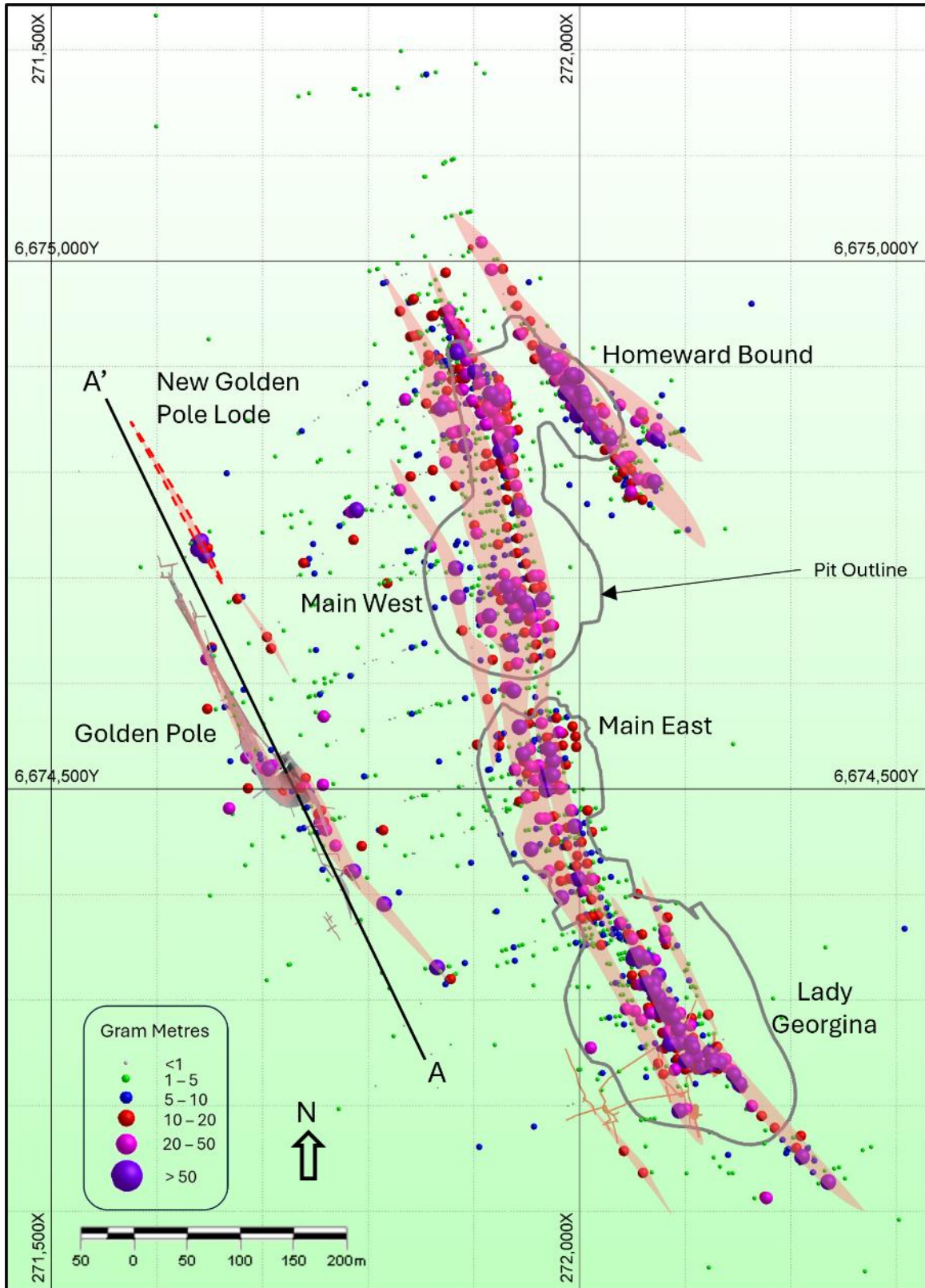


Figure 9 – Waihi and Golden Pole location plan

Gold Sold and AISC

Total equivalent gold sold for the quarter was 38,637oz, representing a 24% increase on the prior quarter and a record quarter for the Company. This comprised:

- gold sold from the Davyhurst mill for the quarter of 27,730oz, representing a 14% increase on the prior quarter which was attributed to the strong throughput levels seen at the Davyhurst mill; and
- 10,907 attributed ounces from 202kt of ore processed through third party campaigns at Norton Gold Fields' Paddington Mill.

During the quarter, the Company replaced the previous non-binding Memorandum of Understanding with Paddington Gold Pty Limited with a binding Ore Sale Agreement ("OSA")⁵. The Company will continue to treat excess ore through third party processing until the end of FY26 as the opportunity arises.

AISC per ounce sold (inclusive of attributed ounces) for the quarter was \$3,612/oz, a 3% increase from the prior quarter, primarily due to the increased volumes hauled to third party milling in the quarter.

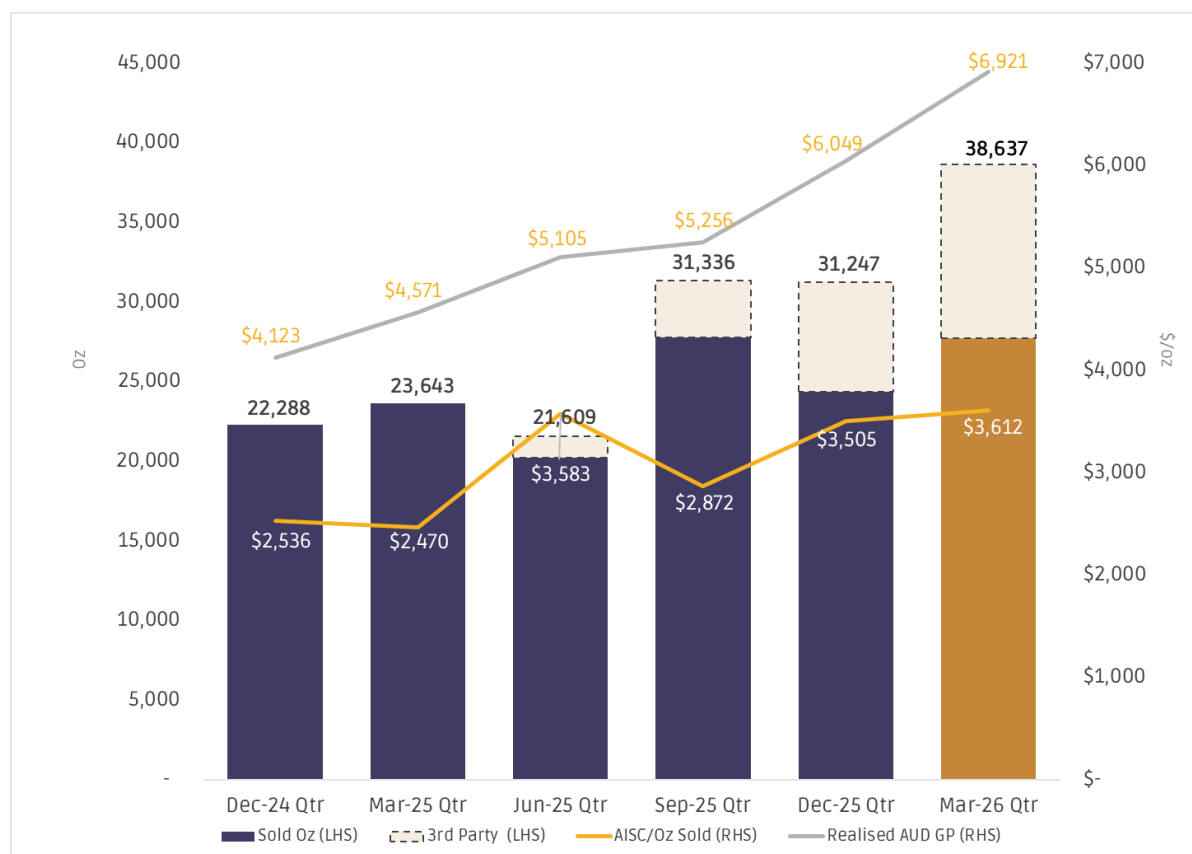


Figure 10- Gold Sold, AISC & Realised AUD GP (including attributed ounces & cost of hedging)

⁵ For further details see ASX announcement titled "Third Party Processing Update" dated 13 March 2026 and available at asx.com.au.

Finance

Finance Summary	Units	Quarter			FY26 Total
		Sep-25	Dec-25	Mar-26	
Underground Mining	\$'000s	34,306	40,334	58,241	132,881
Processing	\$'000s	17,791	18,393	17,851	54,035
Third-party milling	\$'000s	5,852	17,183	26,846	49,881
Haulage	\$'000s	4,083	5,185	5,797	15,065
Site G&A	\$'000s	3,926	3,933	4,645	12,504
Royalties	\$'000s	5,797	6,459	9,303	21,559
Corporate Overheads ^[A]	\$'000s	5,237	7,948	6,385	19,570
By Product Credits	\$'000s	(597)	(743)	(1,018)	(2,358)
Operating Costs	\$'000s	76,396	98,692	128,050	303,137
Rehab- Accretion	\$'000s	200	200	200	600
Inventory Stock Movements	\$'000s	3,477	483	(414)	3,546
Sustaining Mine Development	\$'000s	9,099	8,427	11,285	28,811
Sustaining Capital	\$'000s	831	1,707	445	2,983
All-in Sustaining Costs	\$'000s	90,002	109,509	139,566	339,077
Gold Sales^[B]	oz	31,336	31,247	38,637	101,221
Underground Mining	\$/oz	1,095	1,291	1,507	1,313
Processing	\$/oz	568	589	462	534
Third-party milling	\$/oz	187	550	695	493
Haulage	\$/oz	130	166	150	149
Site G&A	\$/oz	125	126	120	124
Royalties	\$/oz	185	207	241	213
Corporate Overheads	\$/oz	167	254	165	193
By Product Credits	\$/oz	(19)	(24)	(26)	(23)
Operating Costs	\$/oz	2,438	3,158	3,314	2,995
Rehab- Accretion	\$/oz	6	6	5	6
Inventory Stock Movements	\$/oz	111	15	(11)	35
Sustaining Mine Development	\$/oz	290	270	292	285
Sustaining Capital	\$/oz	27	55	12	29
All-in Sustaining Costs	\$/oz	2,872	3,505	3,612	3,350
Revenue from Operations	A\$M	168.3	199.5	269.2	637.0
Put Option Premiums ^[C]	A\$M	(3.6)	(10.5)	(1.8)	(15.9)
Net Gold Revenue	A\$M	164.7	189.0	267.4	621.1
Average realised gold price	\$/oz	5,256	6,049	6,921	6,136

A. Inclusive of non-cash share-based payments - \$60/oz for Q3 (Q2: \$92/oz and \$66/oz YTD)

B. Inclusive of attributed ounces from third party campaigns, for which Ora Banda is paid on the basis of the value of gold sold (by reference to the gold price) less processing costs.

C. Put option premium cost represents a) the premiums on put options that expired in the period, whether exercised or not, and b) any hedge ineffectiveness recognised during the period (Q3: nil hedge ineffectiveness; Q2: \$7 million hedge ineffectiveness)

For personal use only

Approval of Growth Projects & Updated AISC Guidance

FY26 production guidance remains unchanged at 140- 155koz. AISC/oz sold was increased to \$3,250 - \$3,350/oz (from \$2,800 - \$2,900/oz) reflecting increased tonnage through third party Processing linked to the rising gold price.⁶

Exploration guidance of \$73 million remains unchanged, however the Board has approved key growth projects to advance its strategy of creating value through organic growth on its 100% owned Davyhurst tenement package. These capital investments include:

- \$10 million to progress the ~3Mtpa new processing plant from DFS to FEED, with FEED expected to be completed in the June quarter (2026);
- \$30 million pre-production capital to commence open pit mining works at Waihi, which is located approximately 3km from the Davyhurst processing plant; and
- \$23 million to upgrade accommodation capacity, with the expansion of the existing Davyhurst camp and construction of a new camp at Siberia, adding ~250 rooms across the Davyhurst Project, supporting the continued growth of the operation.

Cash & Equivalents

As at 31 March 2026 cash totalled \$231.7 million, representing a \$76.3 million increase in cash for the period.

Cash and Equivalents	Units	September Qtr	December Qtr	March Qtr
Cash at bank	\$'000s	122,676	155,436	231,718

Refer below for a reconciliation of movements in cash for the quarter:

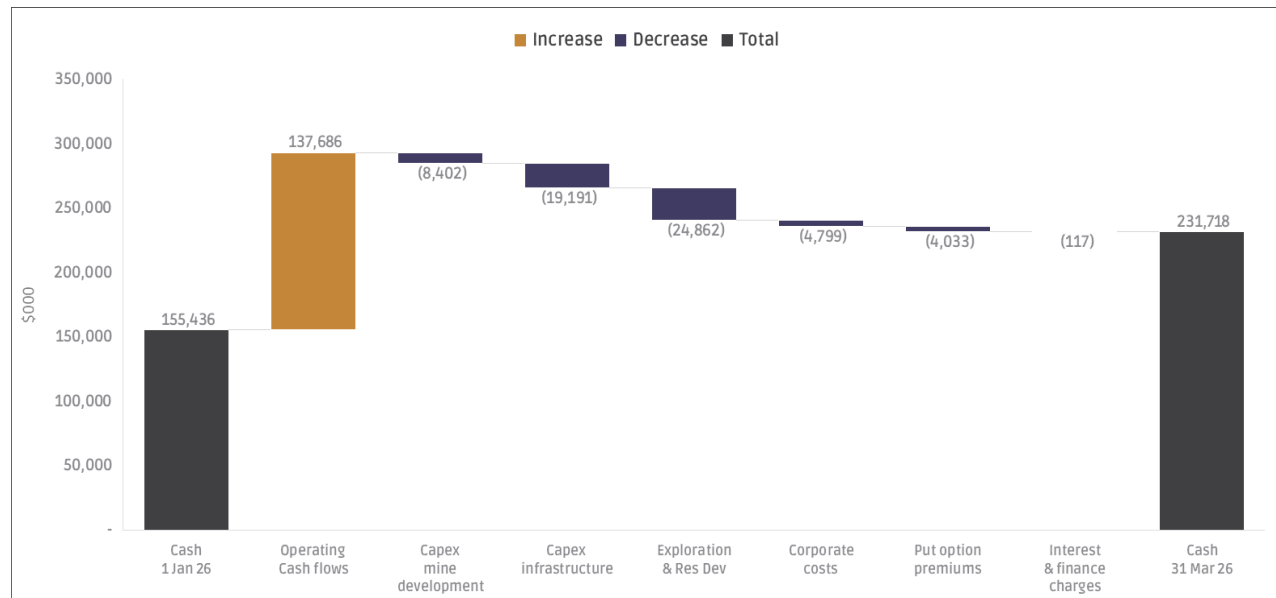


Figure 11 - Quarterly Cash Movement

Operating cash flows is calculated as revenue less operating costs. Operating costs is inclusive of \$7.8M in AASB 16 lease principal and interest payments.

⁶ Refer ASX Announcement 29 January 2026 "December 2025 – Quarterly Activities Report"

Gold Price Protection

No additional put options were purchased during the quarter. A total of \$4.0 million was paid for put option premiums relating to existing deferred premiums.

All put options with an expiry period during the current and prior quarter have expired unexercised.

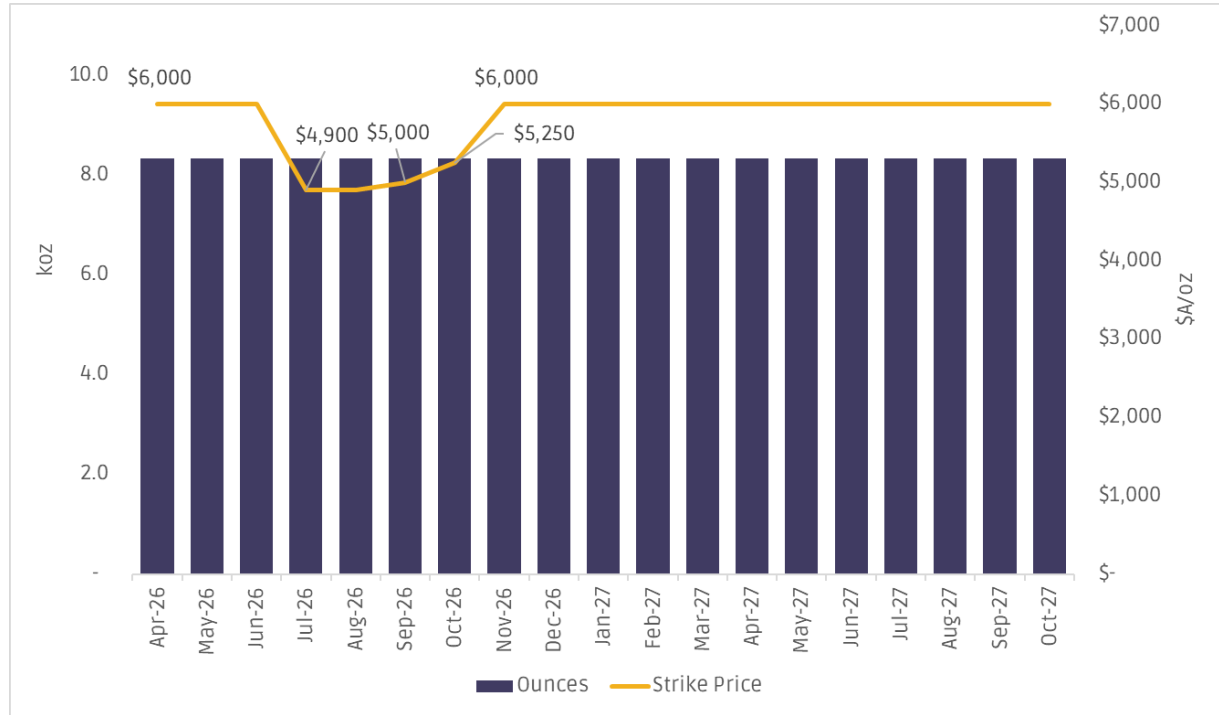


Figure 12 – Put options schedule

Figure 12 excludes 25koz of Put Options at an exercise price of A\$4,400 from April – June 2026, which were recognised as ineffective hedges in the prior quarter.

Sustainability Update

During the quarter, the Company continued to deliver sound and measurable improvements across the HSET function, demonstrating that strong safety, environmental and governance outcomes are being achieved alongside continued operational growth. The quarter was marked by tangible reductions in injury rates, advancement of climate-related initiatives, and the rollout of technology-led controls to manage critical risks across expanding operations.

Key highlights:

- **Safety & wellbeing:** safety performance showed a material improvement in the quarter, with the Total Recordable Injury Frequency Rate (TRIFR) reducing to 9.15, a 26.5% improvement on Q2, and continuing to trend in the right direction, while the Lost Time Injury Frequency Rate (LTIFR) reduced to 0.54. These results reflect our ongoing focus on hazard identification, frontline leadership engagement, and early intervention strategies.

As part of Ora Banda’s internal Road Safety Campaign, the Company successfully completed the installation of In Vehicle Monitoring Systems (IVMS) across operations. The system provides real time monitoring and alerts for fatigue and driver behaviour, strengthening controls around one of the Company’s most significant operational risks and supporting safer travel across all sites.

- **Climate, Risk & Sustainability:** the Company continues to mature its climate and sustainability framework in line with evolving regulatory and stakeholder expectations. During the quarter, the Company successfully completed a Climate Risk and Opportunity Workshop, positioning the business ahead of June climate-related reporting requirements. The workshop enhanced organisational understanding of climate risks and opportunities, and will inform future strategy, resilience planning and disclosures.

Additionally, the Company completed its Annual Environmental Reporting during the quarter, confirming compliance with statutory requirements and reflecting continued improvement in environmental data management and internal controls

Overall, the quarter highlights continued progress in performance, reinforcing the Company's ability to manage operational risk while delivering sustainable growth.

Corporate

As at 31 March 2026, the issued capital of the Company was:

	No. of Instruments
Fully paid ordinary shares	1,927,223,820
Unlisted performance rights	113,272,878

During the quarter:

- 5,345,000 unlisted performance rights were exercised.
- 463,701 unlisted performance rights were cancelled.
- 400,752 unlisted performance rights were issued.
- The Company issued 15,276 fully paid ordinary shares ("Shares") in lieu of fees payable ("Fee Shares") to non-executive directors as approved by shareholders at the Company's annual meeting held on 28 November 2023. Fee Shares are issued to certain directors on a quarterly basis, with the deemed issue price of the Fee Shares being equal to the volume weighted average price of Shares calculated over the 10 trading days prior to the end of the quarter.

This announcement was authorised for release to the ASX by the Board of Directors of Ora Banda. For further information about Ora Banda and its projects please visit the Company's website at www.orabandamining.com.au.

Investor & Media Queries:

Luke Creagh
 Managing Director
 +61 8 6365 4548
admin@obmltd.com.au

Kurt Walker
 Investor Relations
 +61 8 6365 4548
admin@obmltd.com.au

Mineral Resource and Ore Reserves

The information in this ASX Announcement that relates to prior Mineral Resources and Ore Reserves have been extracted from the Company's ASX Announcements: "Round Dam Mineral Resource Grows Tenfold to 1.33M Ounces" dated 11 March 2026 and "Annual Mineral Resource and Ore Reserve Statement" dated 12 September 2025 which are available to view at www.orabandamining.com.au. The Company confirms that it is not aware

of any new information or data that materially affects the information included in those ASX Announcements and that all material assumptions and technical parameters underpinning the estimates in those ASX Announcements continue to apply and have not materially changed. The Company confirms that the form and context in which the Competent Persons's findings are presented have not been materially modified from those ASX Announcements.

Exploration Results

The information in this ASX Announcement that relates to prior Exploration Results has been extracted from the Company's ASX Announcements set out below, which are available to view at www.orabandamining.com.au. The Company confirms that it is not aware of any new information or data that materially affects the information included in those ASX Announcements. The Company confirms that the form and context in which the Competent Persons's findings are presented have not been materially modified from those ASX Announcements.

- *"Drilling Expands Little Gem, New Sapphire Trend Discovered" dated 12 March 2026*
- *"Round Dam Mineral Resource Grows Tenfold to 1.33M Ounces" dated 11 March 2026*
- *"Continued Exploration Success at Round Dam" dated 2 February 2026*
- *"High-grade results at Golden Pole expands waihi's mineralisation envelope" dated 15 January 2026*

Forward Looking Statements

This announcement contains forward-looking statements which may be identified by words such as "forecast", "believes", "estimates", "expects", "intends", "may", "will", "would", "could", or "should" and other similar words that involve risks and uncertainties. These statements are based on an assessment of present economic and operating conditions, and on a number of assumptions regarding future events and actions that, as at the date of this announcement, are expected to take place.

Such forward-looking statements are provided as a general guide only, are not guarantees of future performance and involve known and unknown risks, uncertainties, assumptions and other important factors, many of which are beyond the control of the Company, the Directors and management of the Company. When forecasting or providing guidance on costs and production the Company has taken into account current operating costs, design, plans of the Company, cost escalation, required personnel numbers and inputs including capital estimates, submitted tender rates from contractors and suppliers, and average industry productivity and mining specification metrics. These and other factors could cause actual results to differ materially from those expressed or implied in any forward-looking statements. The Company has no intention to update or revise forward-looking statements, or to publish prospective financial information in the future, regardless of whether new information, future events or any other factors affect the information contained in this announcement, except where required by law. The Company cannot and does not give assurances that the results, performance or achievements expressed or implied in the forward-looking statements contained in this announcement will actually occur and investors are cautioned not to place undue reliance on these forward-looking statements.