# Mt Ida Downstream Metallurgy Testwork

***Highlights:***

***Flowsheet chemistry confirmed for Lithium Carbonate and Rubidium Carbonate***

- Processing of Mt Ida mica concentrate successfully generated **99.8% Lithium Carbonate product** during testwork, confirming its suitability for battery manufacturing
- Low lithium losses during processing results in an overall **lithium recovery of 86%** to lithium carbonate from concentrate.
- Development of a process to recover rubidium was also demonstrated and **produced high-grade Rubidium Carbonate (~97% $Rb_2CO_3$)** from a combination of real and synthetic process solutions
- Recovery of rubidium from concentrate was **67%** to a rubidium carbonate product

***Corporate***

- As of 27 March 2026, Delta's cash balance was **$52M** and additional ASX-listed investments based on closing prices on 27 March 2026 of circa **$100M[1].**
- Spodumene concentrate (SC6) prices stabilising above US$2,000 per tonne, providing significant incentive to compile current study workflows for the Mt Ida Lithium Project

For personal use only

**Delta Lithium Limited (ASX: DLI) ("Delta"** or **"the Company")** is pleased to provide an update on recent downstream hydrometallurgical testwork on the lithium mica concentrate produced from the Whole-of-Ore (WOO) flotation flowsheet at Delta's 100% owned Mt Ida Lithium Project in WA's Eastern Goldfields.

Comment from Managing Director, James Croser,

*"The Company is excited to have achieved saleable and high purity lithium and rubidium carbonates from the mica concentrate produced from Mt Ida's whole-of-ore process flowsheet. This creates the real potential for byproduct revenue from what is usually considered to be a waste stream, removed from the circuit prior to the spodumene flotation stage.*

*The Company will pursue further testwork on the mica concentrate and seek inclusion of the additional revenue to within the scope of financial modelling for the Mt Ida Lithium Project".*

[1] Shares in listed investments include 156M BM1 (subject to escrow), 5M MEX (formerly UVA) and 16.1M JAV

For personal use only

**Mt Ida is an advanced lithium, tantalum and rubidium project**, with a current total JORC MRE of;

- **14.8Mt @ 1.2% $Li_2O$, 170ppm $Ta_2O_5$ & 0.42% $Rb_2O$**

Including Measured & Indicated category of;

- **7.7Mt @ 1.33% $Li_2O$, 212ppm $Ta_2O_5$ & 0.45% $Rb_2O$**

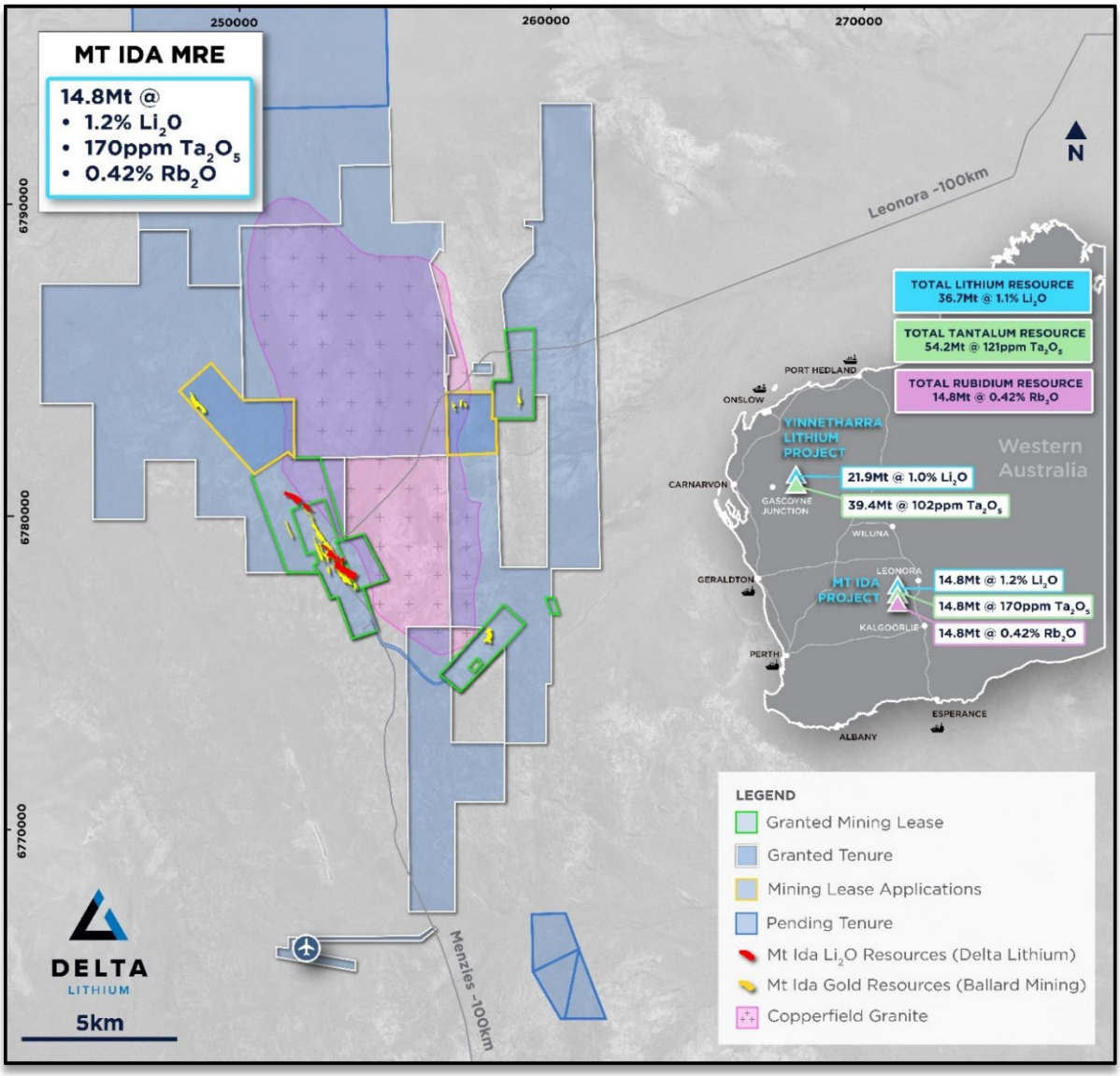


***Figure 1:*** *Location of Delta's Lithium Projects in Western Australia*

For personal use only

***Whole Of Ore Flotation Flowsheet***

Previous work by the Company on the flowsheet design for onsite lithium concentration at Mt Ida[2] has indicated that a Whole of Ore flotation process is optimal for lithium recovery. An integral part of this flowsheet is the removal of micas prior to the flotation of the spodumene, via a mica pre-float process, to prevent the interaction of these micas during the subsequent spodumene concentration steps. This is a metallurgically well-understood and proven methodology.

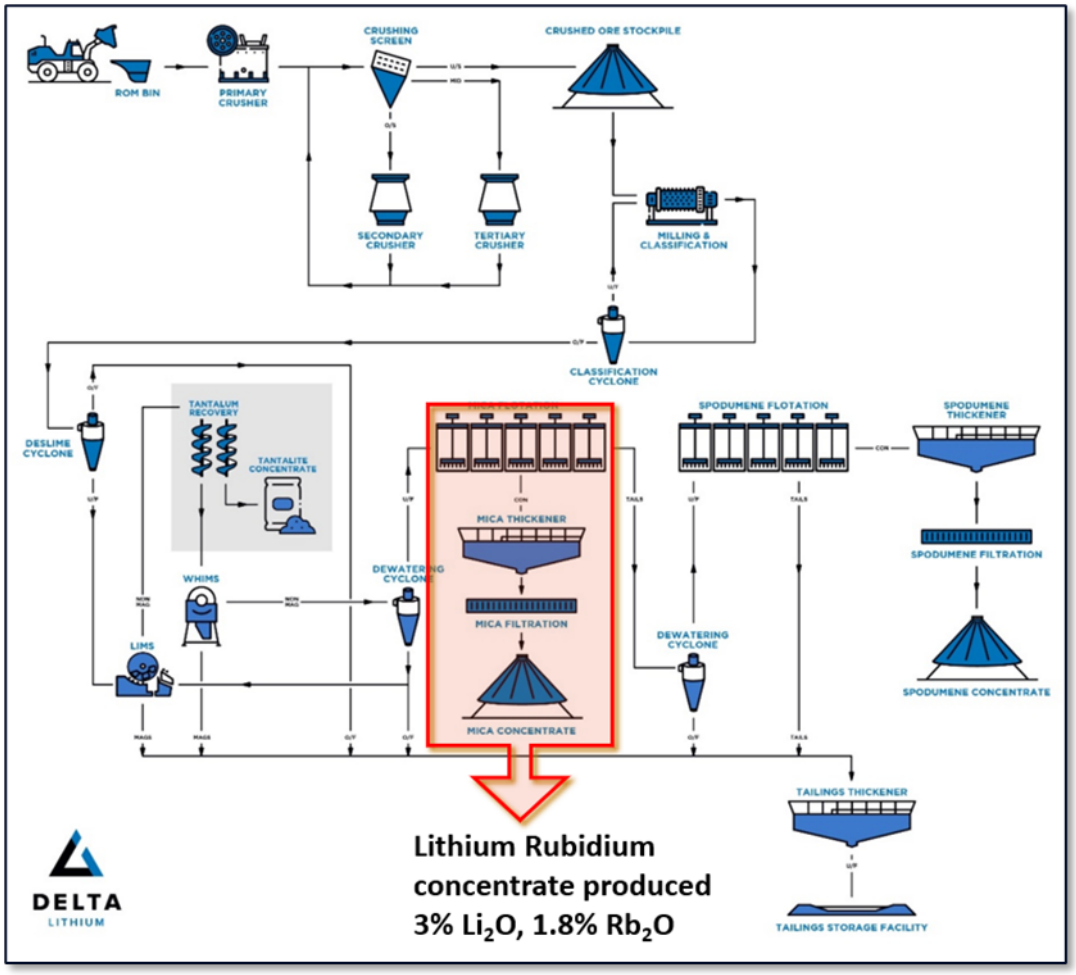


**Figure 2:** Mt Ida Whole of Ore concentrate flowsheet highlighting mica concentrate section

As reported previously, the mica pre-float process at Mt Ida produces a lithium mica concentrate, predominantly lepidolite mineralisation, grading approximately 3% $Li_2O$ with a significant rubidium concentration 1.8% $Rb_2O$. This mica concentrate represents a compelling opportunity for byproduct revenue due to the high-grade nature of the contained lithium and extremely high-grade rubidium. The rubidium at Mt Ida exists in the lepidolite crystal matrix due to uncommon substitution of the alkali metal potassium with the much rarer and heavier rubidium. Reserved concentrate from Delta's previous metallurgical studies were combined and used to generate representative material to reflect a life of mine (LOM) composite of mica concentrate to be used in this downstream testwork.

This recent testwork on the mica concentrate has yielded successful production of battery grade lithium carbonate and high purity rubidium carbonate. Delta's Mt Ida Lithium MRE contains one of the highest grade and largest publicly stated rubidium resources worldwide. Rubidium is included on the critical minerals lists of the USA & Japan and, discussions with various stakeholders in their respective supply chains have been instigated.

[2] Refer ASX announcement 21 October 2025 "Mt Ida Project Lithium and Rubidium Update"

For personal use only

***Hydrometallurgical Testwork***

**Mica Concentrate**

The concentrate tested is primarily lithium containing micas such as lepidolite. The mica also contains potassium, rubidium, caesium and gangue elements such as aluminium, iron, manganese and magnesium. The concentrate also contains small quantities of other minerals such as quartz, albite and a small amount of spodumene.

***Figure 3*** *– Coarse fraction of mica concentrate sample*

**Hydrometallurgical Process**

The process to recover lithium, rubidium and potassium involves mixing the concentrate with concentrated sulfuric acid at an elevated temperature and atmospheric pressure to extract the metals into solution. The subsequent mixture is filtered and washed to separate the residue as waste. Leach extraction for lithium and rubidium from the mica concentrate is provided in Table 1.

*Table 1 - Lithium and rubidium leach extraction*

| Element | Leach extraction % |
|---|---|
| **Lithium** | 91.9 |
| **Rubidium** | 86.2 |

For personal use only




***Figure 4*** *- Leach slurry (left), Filtered leach solution (right)*

The hot leach liquor, containing the valuable lithium, potassium and rubidium is cooled to selectively crystallise potassium and rubidium alum salts – thus separating these elements from lithium.

The resulting lithium solution, which contains impurities, is purified by neutralisation with limestone and lime, resulting in a gypsum ($CaSO_4.2H_2O$) rich residue waste that is filtered and removed. Lithium losses during impurity removal averaged 650ppm Li, which corresponds to 4.1% lithium loss. The remaining process solution, containing lithium and a small amount of sodium and potassium, proceeds to lithium precipitation.

Lithium is recovered from the solution by precipitation with sodium carbonate. The lithium carbonate solids are filtered and washed, before being refined by re-dissolution and re-precipitation. The final solids produced are a high purity lithium carbonate product.

*Table 2 – Lithium crude and fine product purity*

| $Li_2CO_3$ product | K (ppm) | Na (ppm) | Ca (ppm) | S (ppm) | $Li_2CO_3$ purity (%) |
|---|---|---|---|---|---|
| **Crude** | 200 | 200 | 2,900 | 2,470 | 96.8 |
| **Refined** | 2.5 | 4.8 | 477 | 71 | 99.8 |

For personal use only



***Figure 5*** *- Crude $Li_2CO_3$ (left), re-dissolution (centre), refined $Li_2CO_3$ (right)*

The alum salts produced from cooling the leach liquor are re-dissolved and the aluminium is removed by precipitation with limestone and lime. Potassium sulfate is selectively crystallised from the solution, and rubidium is recovered as a high-grade intermediate. The rubidium intermediate is re-dissolved and aluminium is precipitated using lime and removed before the rubidium rich solution is further concentrated by solvent extraction.

During the solvent extraction process, process liquor is refined to increase the ratio of rubidium to potassium, which improves the purity of the final rubidium product. The aqueous solution is contacted with an organic solvent to selectively recover the rubidium from solution. The solvent is then stripped with formic acid to produce a concentrated rubidium formate solution.

***Figure 6*** *- solvent extraction test - organic phase (top), aqueous phase (bottom)*

Rubidium formate is crystallised from the concentrated loaded strip solution and is decomposed in a kiln to produce rubidium carbonate. Development of the rubidium recovery process was conducted initially with Mt Ida material and concluded using synthetic solutions to confirm the process conditions. A subsample of the product was analysed via XRD mineralogy which confirmed the production of rubidium carbonate.

For personal use only

*Table 3 - Rubidium carbonate product assays*

| Rubidium product | Rb (%) | K (%) | $Rb_2CO_3$ (%) | $K_2CO_3$ (%) |
|---|---|---|---|---|
| **Assay** | 71.7 | 1.79 | 96.8 | 3.2 |




***Figure 7*** *- rubidium formate crystallisation (left), rubidium carbonate (right)*

The hydrometallurgical testwork demonstrated a viable process route to recover lithium and rubidium carbonate products from Mt Ida mica concentrate. The process utilises recycled process streams to minimise water consumption and valuable metal losses. As such, the process was modelled utilising metallurgical modelling software (Metsim®) to develop mass and energy balances for the process based on real testwork results. The outcome of this modelling demonstrated that 86% of the lithium and 67% of the rubidium can be recovered to separate carbonate products. This is a great first result and further optimisation of the process is expected to improve recovery to final products.

Future metallurgy optimisation work includes:

- Optimisation of solvent extraction for improved rubidium-potassium separation.
- Continuous closed-circuit operation (piloting) to demonstrate process in steady state.
- Dewatering (thickening and filtration) testing on products and tailings streams

Release authorised by the Managing Director on behalf of the Board of Delta Lithium Limited.

For further information, please contact:

**Delta Lithium**
James Croser, Managing Director
Peter Gilford, CFO & Company Secretary
+61 8 6109 0104
info@deltalithium.com.au

**Investor/Media Enquiries**
Sodali & Co
Paul Ryan +61 409 296 511

For personal use only

### About Delta Lithium

Delta Lithium (ASX: DLI) is an exploration and development company focused on bringing high-quality, lithium-bearing pegmatite deposits, located in Western Australia, into production. With current global JORC compliant resources of 36.5Mt@1.0% $Li_2O$, strong balance sheet and an experienced team driving the exploration and development workstreams, Delta Lithium is rapidly advancing its Projects.

The Mt Ida Project has coincident gold and lithium orebodies and holds a critical advantage over other developers with existing Mining Leases and an approved Mining Proposal. Delta Lithium is pursuing a development pathway to unlock maximum value for shareholders. Delta has recently spun out its gold assets into Ballard mining on 14th July 2025 and retains a 34.4% equity stake in this company.

Delta Lithium also holds the highly prospective Yinnetharra Lithium Project, with exciting lithium discoveries at the Malinda and Jamesons prospects. The Company is currently conducting exploration activities at Yinnetharra with fieldwork continuing in 2026 across our large tenure package, testing additional targets and aiming to build on the current JORC Resources.

### Competent Person's Statement

Information in this Announcement that relates to Metallurgical analysis of mica concentrate and downstream processing is based upon work undertaken by Mr. Nick Vines, a Competent Person who is a Member of the Australasian Institute of Mines and Metallurgy (Aus IMM). Mr. Vines has sufficient experience that is relevant to the style of mineralisation and type of deposit / concentrate under consideration and to the activity which he is undertaking to qualify as a 'Competent Person' as defined in the 2012 Edition of the 'Australasian Code for Reporting of Exploration Results, Mineral Resources and Ore Reserves' (JORC Code). Mr. Vines is an employee of Strategic Metallurgy and a consultant to Delta Lithium Ltd, Nick consents to the inclusion in this announcement of the matters based on his information in the form and context in which it appears.

The information in this report which relates to Metallurgical Testwork of lithium ore for the Mt Ida Project was supervised by Ms Rain Lewis who is an employee of Nagrom laboratories. Ms Lewis is a Member of the Australasian Institute of Mining and Metallurgy and has sufficient experience relevant to the style of mineralisation, the type of deposit under consideration and to the activity undertaken to qualify as Competent Persons as defined in the 2012 edition of the 'Australasian Code for Reporting of Exploration Results, Mineral Resources and Ore Reserves'. Ms Lewis consents to the inclusion of the information in the release in the form and context in which it appears.

Refer to www.deltalithium.com.au for past ASX announcements.

Past Exploration results and Mineral Resource Estimates reported in this announcement have been previously prepared and disclosed by Delta Lithium in accordance with JORC 2012. The Company confirms that it is not aware of any new information or data that materially affects the information included in these market announcements. The Company confirms that the form and content in which the Competent Person's findings are presented here have not been materially modified from the original market announcement, and all material assumptions and technical parameters underpinning Mineral Resource Estimates in the relevant market announcement continue to apply and have not materially changed. Refer to www.deltalithium.com.au for details on past exploration results and Mineral Resource Estimates.

**Disclaimer**

This release may include forward-looking and aspirational statements. These statements are based on Delta Lithium management's expectations and beliefs concerning future events as of the time of the release of this announcement. Forward-looking and aspirational statements are necessarily subject to risks, uncertainties and other factors, some of which are outside the control of Delta Lithium, which could cause actual results to differ materially from such statements. Delta Lithium makes no undertaking to subsequently update or revise the forward looking or aspirational statements made in this release to reflect events or circumstances after the date of this release, except as required by applicable laws and the ASX Listing

Refer to www.deltalithium.com.au for past ASX announcements.

**Appendix 1 - Lithium MRE Group summary table**

| Delta Lithium Group Mineral Resource estimate ($Li_2O$ only) | | | | | | | |
|---|---|---|---|---|---|---|---|
| | Resource category | Cut-off grade ($Li_2O$%) | $Li_2O$ | | | $Ta_2O_5$ | $Rb_2O$ |
| | | | Tonnes (Mt) | Grade (% $Li_2O$) | $Li_2O$ (Kt) | Grade ($Ta_2O_5$ ppm) | Grade ($Rb_2O$ %) |
| **Yinnetharra** | **Measured** | 0.5 | - | - | - | - | - |
| | **Indicated** | | 16.1 | 1.0 | 158 | 77 | - |
| | **Inferred** | | 5.8 | 0.9 | 54 | 69 | - |
| | **Total Resource** | | **21.9** | **1.0** | **212** | **75** | **-** |
| **Mt Ida** | **Measured** | 0.3 - 0.5 | 0.5 | 1.1 | 5.9 | 256 | 0.39 |
| | **Indicated** | | 7.2 | 1.3 | 96 | 215 | 0.45 |
| | **Inferred** | | 7.1 | 1.1 | 83 | 126 | 0.38 |
| | **Total Resource** | | **14.8** | **1.2** | **190** | **173** | **0.42** |
| Total Measured | | | 0.5 | 1.1 | 5.5 | 256 | 0.39 |
| Total Indicated | | | 23.3 | 1.1 | 254 | 120 | 0.45 |
| Total Inferred | | | 12.9 | 1.0 | 137 | 100 | 0.38 |
| **Total** | | | **36.7** | **1.1** | **402** | **115** | **0.42** |

For personal use only

For personal use only

**Appendix 2 – Mt Ida Mineral Resource Estimate**

| Mt Ida Lithium, Tantalum & Rubidium Resource November 2025 | | | | | | | | |
|---|---|---|---|---|---|---|---|---|
| | | | | $Li_2O$ | | | $Ta_2O_5$ | $Rb_2O$ |
| Area | Resource category | | Cut-off grade (Li2O%) | Tonnes (t) | Grade ($Li_2O$%) | Tonnes ($Li_2O$) | Grade ($Ta_2O_5$ ppm) | Grade ($Rb_2O$%) |
| Sparrow | OP | Measured | 0.3 | - | - | - | - | - |
| | | Indicated | | 170,000 | 0.95 | 1,600 | 287 | 0.42 |
| | | Inferred | | - | - | - | - | - |
| | | **Total Resource** | | **170,000** | **0.95** | **1,600** | **287** | **0.42** |
| | UG | Measured | 0.5 | - | - | - | - | - |
| | | Indicated | | 1,100,000 | 1.05 | 11,000 | 176 | 0.43 |
| | | Inferred | | 1,100,000 | 0.93 | 10,000 | 141 | 0.40 |
| | | **Total Resource** | | **2,200,000** | **0.99** | **21,000** | **159** | **0.42** |
| | All | Measured | | - | - | - | - | - |
| | | Indicated | | 1,300,000 | 1.03 | 13,000 | 191 | 0.43 |
| | | Inferred | | 1,100,000 | 0.93 | 10,000 | 141 | 0.40 |
| | | **Total Resource** | | **2,400,000** | **0.99** | **31,000** | **168** | **0.42** |
| Sister Sam | OP | Measured | 0.3 | 270,000 | 1.30 | 3,500 | 268 | 0.44 |
| | | Indicated | | 3,200,000 | 1.45 | 46,000 | 257 | 0.48 |
| | | Inferred | | 82,000 | 1.07 | 880 | 176 | 0.39 |
| | | **Total Resource** | | **3,500,000** | **1.43** | **51,000** | **256** | **0.47** |
| | UG | Measured | 0.5 | - | - | - | - | - |
| | | Indicated | | 2,000,000 | 1.38 | 27,000 | 166 | 0.45 |
| | | Inferred | | 4,900,000 | 1.12 | 55,000 | 119 | 0.38 |
| | | **Total Resource** | | **6,900,000** | **1.19** | **82,000** | **133** | **0.40** |
| | All | Measured | | 270,000 | 1.30 | 3,500 | 268 | 0.44 |
| | | Indicated | | 5,200,000 | 1.42 | 73,000 | 222 | 0.47 |
| | | Inferred | | 5,000,000 | 1.12 | 55,000 | 120 | 0.38 |
| | | **Total Resource** | | **10,400,000** | **1.27** | **130,000** | **175** | **0.42** |
| Timoni | OP | Measured | 0.3 | 220,000 | 1.09 | 2,400 | 240 | 0.33 |
| | | Indicated | | 290,000 | 1.18 | 3,400 | 216 | 0.41 |
| | | Inferred | | 27,000 | 0.75 | 210 | 185 | 0.25 |
| | | **Total Resource** | | **540,000** | **1.12** | **6,000** | **224** | **0.37** |
| | UG | Measured | 0.5 | - | - | - | - | - |
| | | Indicated | | 470,000 | 1.35 | 6,400 | 191 | 0.33 |
| | | Inferred | | 1,000,000 | 0.99 | 10,000 | 137 | 0.38 |
| | | **Total Resource** | | **1,500,000** | **1.11** | **16,000** | **154** | **0.37** |
| | All | Measured | | 220,000 | 1.09 | 2,400 | 240 | 0.33 |
| | | Indicated | | 760,000 | 1.29 | 9,900 | 200 | 0.36 |
| | | Inferred | | 1,000,000 | 0.98 | 10,000 | 138 | 0.38 |
| | | **Total Resource** | | **2,000,000** | **1.11** | **22,000** | **173** | **0.37** |
| | Total Measured | | | 490,000 | 1.20 | 5,900 | 256 | 0.39 |
| | Total Indicated | | | 7,200,000 | 1.34 | 96,000 | 215 | 0.45 |
| | Total Inferred | | | 7,100,000 | 1.07 | 76,000 | 126 | 0.38 |
| | **Total** | | | **14,800,000** | **1.21** | **177,000** | **170** | **0.42** |

For personal use only

## Appendix 3 – Mount Ida JORC Tables

JORC Table 1: Section 1: Sampling Techniques and Data

| Criteria | *Explanation* | Commentary |
|---|---|---|
| ***Sampling techniques*** | *Nature and quality of sampling (eg cut channels, random chips, or specific specialised industry standard measurement tools appropriate to the minerals under investigation, such as down hole gamma sondes, or handheld XRF instruments, etc). These examples should not be taken as limiting the broad meaning of sampling. Include reference to measures taken to ensure sample representivity and the appropriate calibration of any measurement tools or systems used. Aspects of the determination of mineralisation that are Material to the Public Report. In cases where 'industry standard' work has been done this would be relatively simple (eg 'reverse circulation drilling was used to obtain 1 m samples from which 3 kg was pulverised to produce a 30 g charge for fire assay'). In other cases more explanation may be required, such as where there is coarse gold that has inherent sampling problems. Unusual commodities or mineralisation types (eg submarine nodules) may warrant disclosure of detailed information* | • Gold & lithium sampling activities carried out by Delta Lithium and now Ballard Mining at the Mt Ida Project have included reverse circulation (RC)and diamond (DD) drilling.<br>***Metallurgical Sampling***<br>• Metallurgical sampling from this announcement was undertaken on representative core samples spread across all geomet domains.<br>• They were selected by Delta geologists and cut by Delta field staff using standard industry practices<br>• These samples were composited and intended to represent a life of mine (LOM) mica concentrate product from the Mt Ida flowsheet.<br>• This compositing and final selection occurred at Nagrom laboratories<br>• All crushing, milling and flotation works was completed by Nagrom Laboratories.<br>• Only core was used directly for the metallurgical work as RC samples are not thought to be representative due losses of fines during the drilling process.<br>• Dry mica concentrate was received for hydrometallurgical testwork conducted at Strategic Metallurgy.<br>• The mica concentrate was received as <1mm material and blended via multiple rotary mix and split methodology to produce homogenous samples.<br>• RC samples are still referenced in section 1 as RC samples and pulps have been used for mineralogical studies to assist with this workflow.<br>***Data collection from the field was completed using the below methodologies***<br>• RC samples were collected from a static cone splitter mounted directly below the cyclone on the rig, DD sampling was carried out to lithological/alteration domain with lengths between 0.3-1.1m<br>• Limited historical data has been supplied, historic sampling has been carried out by Hammill Resources, International Goldfields, La Mancha Resources, Eastern Goldfields and Ora Banda Mining, and has included RC, DD and rotary air blast (RAB) drilling<br>• Sampling of historic RC has been carried out via riffle split for 1m sampling, and scoop or spear sampling for 4m composites, historic RAB drilling was sampled via spear into 4m composites<br>• Historic core has been cut and sampled to geological intervals<br>• These methods of sampling are considered to be appropriate for this style of exploration |
| ***Drilling techniques*** | *Drill type (eg core, reverse circulation, open-hole hammer, rotary air blast, auger, Bangka, sonic, etc) and details (eg core diameter, triple or standard tube, depth of diamond tails, face-sampling bit or other type, whether core is oriented and if so, by what method, etc).* | • RC Drilling has been carried out by Orlando Drilling and Frontline Drilling, PXD, RC drilling utilised an Explorac 220RC rig, T66 Schramm RC Rig with a 143 mm face sampling hammer bit, DD drilling was completed by both Frontline Drilling and DDH1, in both cases a truck mounted Sandvik DE820 and a KWL 1500 were applied and was mainly HQ2 and NQ2 diameter with minor PQ2.<br>• Diamond tails average 200-300m depth but went as deep as >1,000m<br>• Historic drilling has been completed by various companies including Kennedy Drilling, Wallis Drilling, Ausdrill and unnamed contractors<br>• Historic DD drilling was NQ sized core<br>• It is assumed industry standard drilling methods and equipment were utilised for all historic drilling |

For personal use only

| Criteria | *Explanation* | Commentary |
|---|---|---|
| ***Drill sample recovery*** | *Method of recording and assessing core and chip sample recoveries and results assessed. Measures taken to maximise sample recovery and ensure representative nature of the samples. Whether a relationship exists between sample recovery and grade and whether sample bias may have occurred due to preferential loss/gain of fine/coarse material.* | • Sample condition is recorded for every RC drill metre including noting the presence of water or minimal sample return, inspections of rigs were carried out daily<br>• Recovery on diamond core is recorded by measuring the core metre by metre<br>• Limited sample recovery and condition information has been supplied or found for historic drilling |
| ***Logging*** | *Whether core and chip samples have been geologically and geotechnically logged to a level of detail to support appropriate Mineral Resource estimation, mining studies and metallurgical studies. Whether logging is qualitative or quantitative in nature. Core (or costean, channel, etc) photography. The total length and percentage of the relevant inersections logged.* | • Quantitative and qualitative geological logging of drillholes adheres to company policy and includes lithology, mineralogy, alteration, veining and weathering<br>• Diamond core logging records lithology, mineralogy, alteration, weathering, veining, RQD, SG and structural data<br>• This information was used to select the appropriate core for this metallurgical testwork<br>• All RC chip trays and drill core are photographed in full<br>• A complete quantitative and qualitative logging suite was supplied for historic drilling including lithology, alteration, mineralogy, veining and weathering<br>• It is unknown if all historic core was oriented, limited geotechnical logging has been supplied<br>• No historic core or chip photography has been supplied<br>• Historic comments on logging are very useful in to verify geological details between lithologies.<br>• Logging is of a level suitable to support Mineral resource estimates and subsequent mining studies |

For personal use only

| | | |
|---|---|---|
| ***Sub-sampling techniques and sample preparation*** | *If core, whether cut or sawn and whether quarter, half or all core taken.*<br>*If non-core, whether riffled, tube sampled, rotary split, etc and whether sampled wet or dry. For all sample types, the nature, quality and appropriateness of the sample preparation technique.*<br>*Quality control procedures adopted for all sub-sampling stages to maximise representivity of samples.*<br>*Measures taken to ensure that the sampling is representative of the in situ material collected, including for instance results for field duplicate/second-half sampling. Whether sample sizes are appropriate to the grain size of the material being sampled.* | • DD sampling is undertaken by lithological/alteration domain to a maximum of 1.1m and a minimum of 0.3m. Core is cut in half with one half sent to the lab and one half retained in the core tray<br>• Occasional wet RC samples were encountered, extra cleaning of the splitter was carried out afterward<br>• Should over 6 samples in a row be wet, the hole will be abandoned if it is aimed to be used in a MRE, with the intention of Diamond tailing it to retain sample quality.<br>• Samples analysed by via fire assay at ALS, Nagrom, NAL and SGS were dried, crushed and pulverised to 80% passing 75 microns before undergoing a selected peroxide fusion digest or 4 acid digest with ICPMS finish or fire assay with ICPMS finish<br>• The recent system in place has been to conduct Photon assaying and then 4-acid digest to determine Gold and other analytes, then all pegmatite interval pulps are re-submitted for lithium analysis via peroxide fusion.<br>• RC duplicate field samples were carried out at a rate of 1:20 and were sampled directly from the splitter on the rig. These were submitted for the same assay process as the primary samples and the laboratory are unaware of such submissions<br>• Historic chip sampling methods include single metre riffle split and 4m composites that were either scoop or spear sampled, while historic core was cut onsite and half core sampled<br>• Historic samples were analysed at LLAS, Genalysis and unspecified laboratories<br>***Metallurgical component***<br>• The following metallurgical testwork has been undertaken previously and provided the material to feed into the downstream processing referred to in this announcement;<br>- Comminution testing<br>- Magnetic Separation via LIMS & WHIMS<br>- Desliming conducted in via both wet screening and cyclone desliming.<br>- Mica preflotation using a range of reagents and operating conditions<br>- Spodumene flotation using a range of reagents and operating conditions<br>- Dynamic thickener testing using dynamic thickener rig and vacuum filtration testing using a buchner test unit<br>- Bulk materials characterisation testing<br>• Mineralogy data has been collected using TIMA and FTIR which assisted in the geometallurgical domaining process<br>***Downstream Processing Component***<br>• The following metallurgical testwork has been undertaken on mica concentrate and subsequent process liquors:<br>  ○ Leaching<br>  ○ Precipitation<br>  ○ Crystallisation<br>  ○ Solvent extraction<br>• Kinetic sub samples are obtained by extraction of 100mL sub samples, via syringe from agitated vessels. Sub samples are diluted in-situ with entire samples submitted for assay.<br>• All solid samples are thoroughly washed with water and dried<br>• Final samples are homogenised and riffled to provide a representative sub sample.<br>• Assay sub samples are reconciled to head assays to confirm accuracy of results |

For personal use only

| Criteria | *Explanation* | Commentary |
|---|---|---|
| ***Quality of assay data and laboratory tests*** | *The nature, quality and appropriateness of the assaying and laboratory procedures used and whether the technique is considered partial or total. Nature of quality control procedures adopted (eg standards, blanks, duplicates, external laboratory checks) and whether acceptable levels of accuracy (ie lack of bias) and precision have been established. For geophysical tools, spectrometers, handheld XRF instruments, etc, the parameters used in determining the analysis including instrument make and model, reading times, calibrations factors applied and their derivation, etc.* | • Samples have been analysed by external laboratories utilising industry standard methods<br>• The assay methods utilised by ALS, Nagrom, NAL and SGS for RC chip and core sampling allow for total dissolution of the sample where required<br>• Standards and blanks are inserted at a rate of 1 in 20 in RC and DD sampling, All QAQC analyses were within tolerance<br>• QAQC reviews are completed on a monthly basis with any fails being investigated thoroughly in conjunction with the lab.<br>• All historic samples are assumed to have been prepared and assayed by industry standard techniques and methods<br>• Limited historic QAQC data has been supplied, industry standard best practice is assumed<br><br>**Metallurgical Sample assaying:**<br>• Metallurgical samples were analysed at Nagrom Laboratory, Kelmscott, Western Australia.<br>• Li, Rb, U and Th were measured by ICP which is considered industry standard for lithium analysis. All other analytes were measured by XRF.<br>• ICP samples were prepared by sodium peroxide fusion and acid digestion. QA/QC controls included periodic blanks, and duplicates; and inclusion of lithium standards with every submission.<br>• XRF samples were prepared by fusion with lithium borate flux and lithium nitrate additive to form a bead which was analysed by XRF.<br><br>**Downstream Processing Asssaying**<br>• The following metallurgical testwork has been undertaken on mica concentrate and subsequent process liquors:<br>• Leaching<br>• Precipitation<br>• Crystallisation<br>• Solvent extraction<br>• Kinetic sub samples are obtained by extraction of 100mL sub samples, via syringe from agitated vessels. Sub samples are diluted in-situ with entire samples submitted for assay.<br>• All solid samples are thoroughly washed with water and dried<br>• Final samples are homogenised and riffled to provide a representative sub sample.<br>• Assay sub samples are reconciled to head assays to confirm accuracy of results |
| ***Verification of sampling and assaying*** | *The verification of significant intersections by either independent or alternative company personnel. The use of twinned holes. Documentation of primary data, data entry procedures, data verification, data storage (physical and electronic) protocols. Discuss any adjustment to assay data* | • Significant intercepts are always reviewed by senior personnel<br>• Primary data is collected via excel templates and third-party logging software with inbuilt validation functions, the data is forwarded to the Database administrator for entry into a secure SQL database. Historic data was supplied in various formats and has been validated as much as practicable<br>• No adjustments to assay data have been made<br>• Data entry, verification and storage protocols remain unknown for historic operators |

For personal use only

| Criteria | *Explanation* | Commentary |
|---|---|---|
| ***Location of data points*** | *Accuracy and quality of surveys used to locate drill holes (collar and down-hole surveys), trenches, mine workings and other locations used in Mineral Resource estimation. Specification of the grid system used. Quality and adequacy of topographic control* | • MGA20 zone 51 grid coordinate system is used<br>• Current drilling collars have been pegged using a handheld GPS unit, all collars will be surveyed upon program completion by an independent third party<br>• Downhole surveys are completed by the drilling contractors using a true north seeking gyro instrument,<br>• Topography has been surveyed by recent operators. Collar elevations are consistent with surrounding holes and the natural surface elevation<br>• Historic collars are recorded as being picked up by DGPS, GPS or unknown methods and utilised the MGA94 zone 51 coordinate system<br>• Historic downhole surveys were completed by north seeking gyro, Eastman single shot and multi shot downhole camera |
| ***Data spacing and distribution*** | *Data spacing for reporting of Exploration Results. Whether the data spacing and distribution is sufficient to establish the degree of geological and grade continuity appropriate for the Mineral Resource and Ore Reserve estimation procedure(s) and classifications applied. Whether sample compositing has been applied.* | • Drill hole spacing is variable throughout the program area<br>• Spacing is considered appropriate for this style of exploration<br>• Sample compositing has been applied to create mica concentrate to allow this downstream sampling. |
| ***Orientation of data in relation to geological structure*** | *Whether the orientation of sampling achieves unbiased sampling of possible structures and the extent to which this is known, considering the deposit type. If the relationship between the drilling orientation and the orientation of key mineralised structures is considered to have introduced a sampling bias, this should be assessed and reported if material* | • Drill holes are orientated perpendicular to the regional trend of the mineralisation previously drilled at the project; drill hole orientation is not considered to have introduced any bias to sampling techniques utilised |
| ***Sample security*** | The measures taken to ensure sample security | • Samples that have been crushed and processed have been completed under the supervision of Nagrom laboratories<br>• Samples have been prepared onsite under supervision of Delta and transported by a third party directly to the laboratory<br>• Historic sample security measures are unknown |
| ***Audits or reviews*** | The results of any audits or reviews of sampling techniques and data. | • None carried out |