Neometals

For personal use only

Neometals Ltd

A.C.N. 099 116 631

Half-Year Report

for the 6 months ended 31 December 2025

The Directors of Neometals Ltd ("**Company**") ("**Neometals**") submit herewith the financial report of Neometals and its subsidiaries (together the **'Group'** or **'Consolidated Entity'**) for the half-year ended 31 December 2025 ("**Consolidated Financial Statements"**). Pursuant to the provisions of the *Corporations Act 2001*, the Directors report as follows:

The following persons were Directors of Neometals Ltd during or since the end of the half-year, unless otherwise stated:

Mr Steven Cole
Mr Christopher Reed
Mr Les Guthrie
Mr Gregory Evans (Appointed 21 October 2025)
Mr Douglas Ritchie (Retired 27 November 2025)
Dr Jennifer Purdie (Retired 27 November 2025)

For personal use only

REVIEW OF OPERATIONS

Company Overview

The Company is commercialising a portfolio of low-cost sustainable processing solutions for critical materials in parallel with the exploration and development of mining operations at its Barrambie Gold Project.

The Company's upstream mineral asset has two distinct styles of mineralisation containing precious metals and industrial minerals:

- **Barrambie Gold (100% NMT)** – historic high-grade gold producing area in the prolific Murchison Gold Belt, with very limited modern exploration. Maiden gold exploration target highlighted potential for camp-scale brownfields gold discoveries. Completed infill and extensional drilling at the Ironclad deposit in DecQ2025. Assay results announced in January 2026. Updated MRE announced March 2026. Entered LOI with mining contractor for a production JV on the Ironclad deposit. Barrambie is proximal to a number of third-party processing facilities and transport infrastructure.
- **Barrambie Titanium and Vanadium (100% NMT)** – the world's second highest grade hard-rock titanium deposit is currently in a divestment process.

The Company's portfolio of processing solutions under development comprise:

- **Lithium Chemicals (70% NMT)** – patented ELi Process™ co-owned 30% by Mineral Resources Ltd, aiming to produce battery quality lithium hydroxide and carbonate from brine and/or hard-rock feedstocks at lowest quartile operating costs. Successfully completed Pilot scale test work and planning industrial validation with partners including Rio Tinto and commercialisation through a technology licensing business model.
- **Vanadium Recovery (100% NMT) –** patent pending hydrometallurgical process, aiming to produce high-purity vanadium pentoxide from steelmaking by-product (slag) at lowest-quartile operating cost and carbon footprint, under a technology licensing business model. Project financing process for first commercial plant in progress (86.1% NMT).

UPSTREAM EXPLORATION PROJECTS

Barrambie Gold Project
(Neometals 100%)

Background

The Barrambie Gold Project is highly prospective for gold mineralisation and is located within Neometals' 505 square kilometre tenure, which contains approximately 40km strike of Greenstone Belt. Minimal gold exploration has occurred since the 1980s with Neometals only commencing gold exploration activities in the second half of 2024.

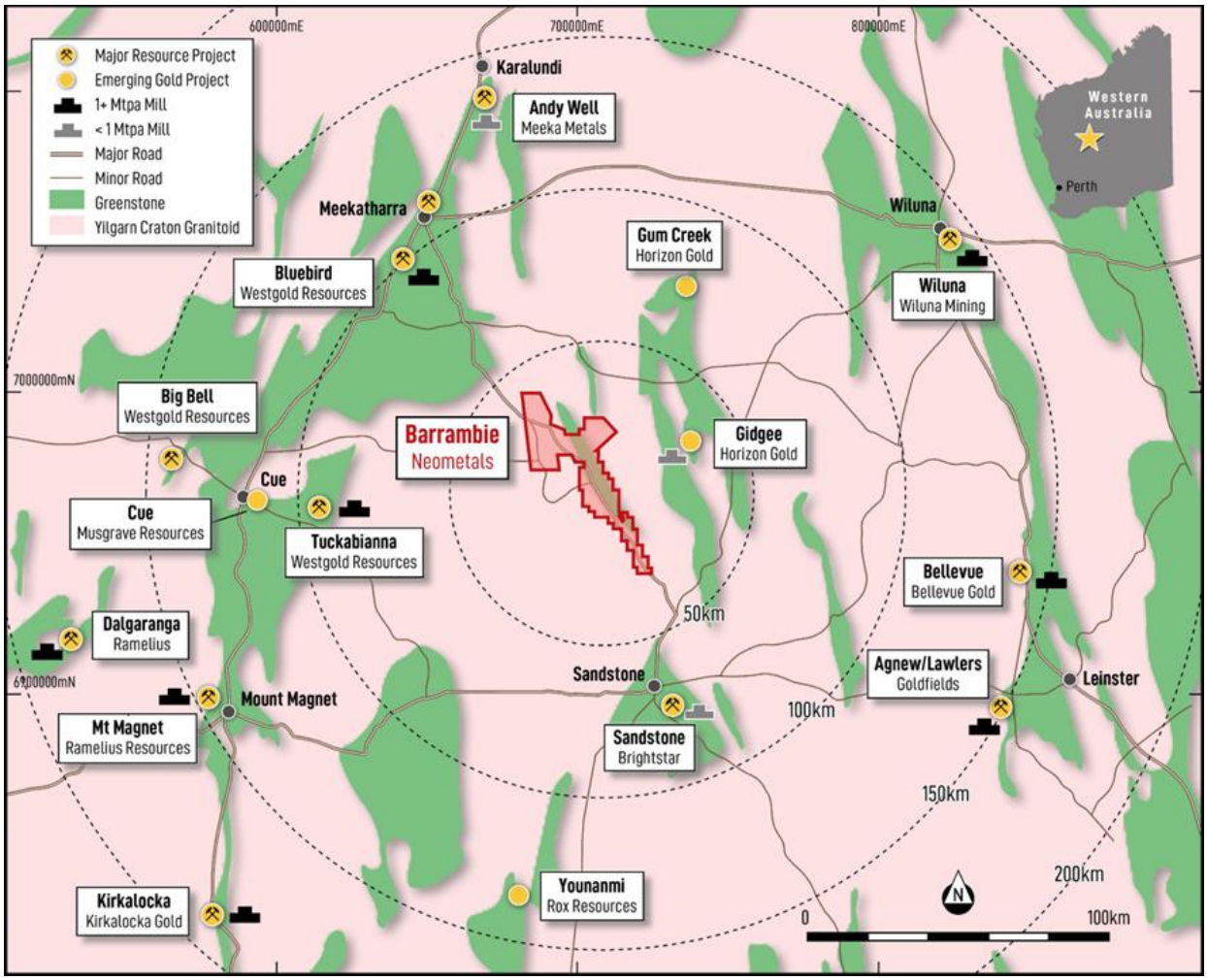

Figure 1 – Plan showing favourable location of Barrambie Gold Project relative to other gold producers and developers in the Murchison region

For personal use only

The potential for high-tenor gold mineralisation is demonstrated by several historic mining sites, with an average production grade of 24.8g/t[1], and based on historic drill data, a gold Exploration Target for the Barrambie Project has been estimated at between 8Mt at 1.3g/t Au and 10.5Mt at 2.3g/t Au, for 335k and 775k ounces[1]. While the Company reported a 13,000 ounce Au Inferred Mineral Resource Estimate ("**MRE**") in respect of the Ironclad deposit[2], this did not result in any modifications to the gold Exploration Target for the Barrambie. Neometals considers the Barrambie Gold Project to have the potential to host multiple gold occurrences and has resumed gold exploration for the first time in over 20 years, with a view to advancing and growing existing and new targets.

CAUTIONARY STATEMENT- EXPLORATION TARGET

The Competent Person cautions that the potential quantity and grade of the Exploration Target are conceptual in nature and insufficient gold exploration has been undertaken to support estimation of a gold Mineral Resource for the Barrambie Project (notwithstanding the initial Ironclad Inferred MRE[2]) and that there is no certainty that future exploration will result in the estimation of a Mineral Resource.

The Competent Person further cautions that exploration data relied on for this Exploration Target is based on activity undertaken by previous historical operators and have not or may not have been previously reported under the JORC Code or any of its precedents and the Competent Person considers that these data are indicative and not absolute measures of the presence of gold mineralisation.

Activity Summary

During the period, the results of 760m diamond drilling (completed at the Ironclad deposit) were announced. The Company also completed a significant drilling programme comprising eighty-two (82) reverse circulation holes for 8,457 metres across three locations: the Barrambie Ranges gold trend and historic Golden Treasure mine (26 holes for 3,258m), the Ironclad deposit (42 holes for 3,547m), and the historic Mystery mine (14 holes for approximately 1,652m).

For personal use only

[1] *For full details refer to Neometals' ASX announcement dated 23 September 2024 "Barrambie Gold Exploration Target"*
[2] *For full details refer to Neometals ASX announcement dated 25 June 2025 "Barrambie Gold Mineral Resource Estimate"*

For personal use only

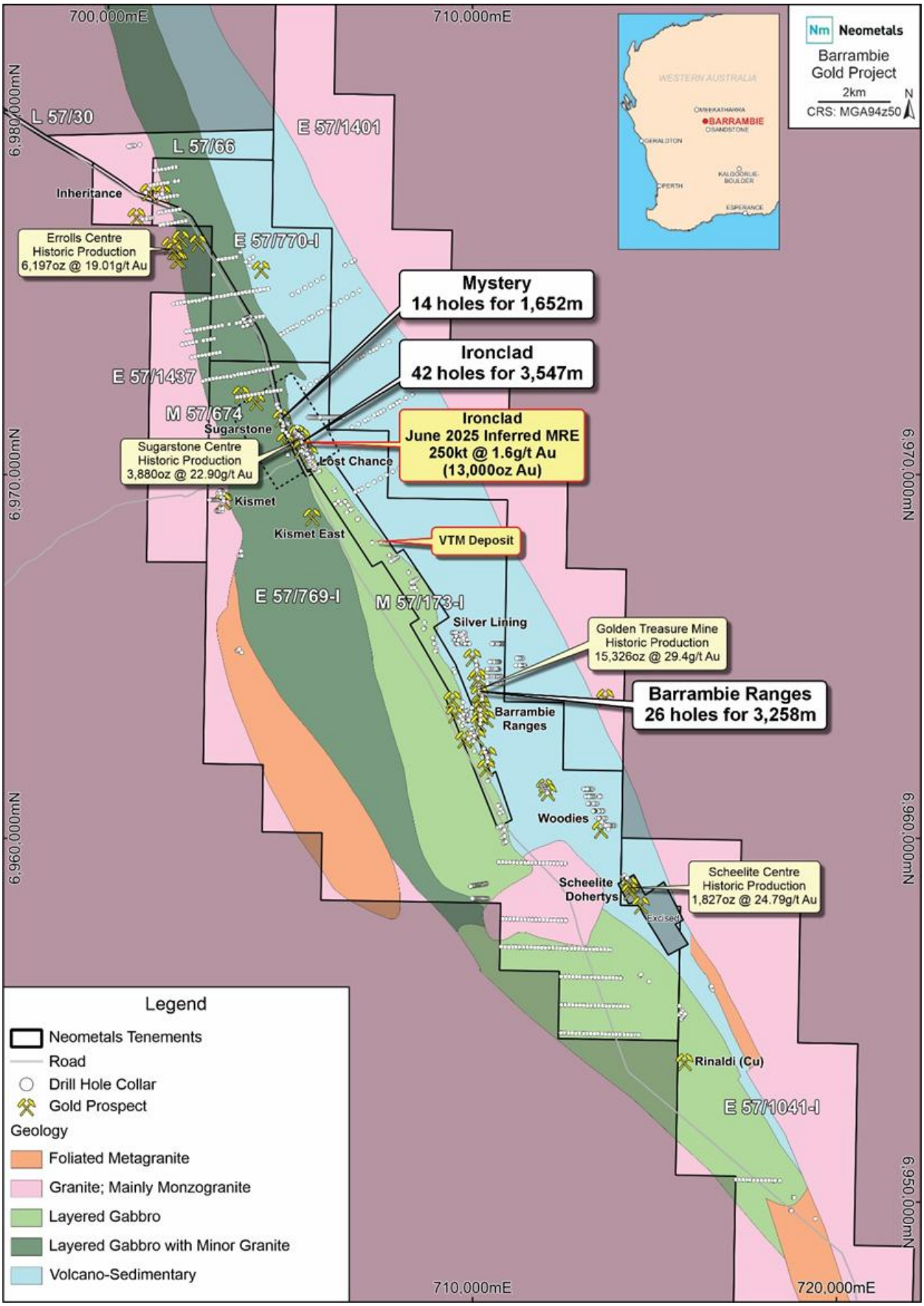

Figure 2: The Barrambie Gold Project tenure, simplified geology, historic production centres, and Inferred MRE.

For personal use only

Ironclad Deposit

Initial metallurgical sighter test work was completed on three geo-metallurgical domain composites from the Ironclad deposit. The programme, conducted by Independent Metallurgical Operations Pty Ltd at their Perth facilities, aimed to characterise the metallurgical performance and variability of the three geo-metallurgical domains to inform further optimisation test work.

Positive sighter test results highlighted:

- Gravity recoverable gold in tested composites ranged from 17% to 71%;
- Very high overall gold recoveries achievable for Domains 1 and 3, at 95% and 98% respectively;
- Domain 2 achieved 17% gravity gold recovery and an overall recovery of 80.1% after 48 hours, with leaching still in progress.

The high gold recoveries were achieved using a low risk, industry standard processing flowsheet and rapid leach kinetics. Further test work is being planned, however these sighter test results suggest the potential for a simple, low-risk processing route, with excellent gold recoveries.[3]

On 11 December 2025, the Company announced that its wholly owned subsidiary Avanti Exploration Pty Ltd (Avanti) and BML Ventures Pty Ltd (BMLV) executed a non-binding LOI to engage in exclusive, good faith negotiations toward a definitive production joint venture in respect of potential future open cut mining at the Ironclad deposit.[4]

Under the LOI, BMLV will fund and manage mining and haulage operations, assist with regulatory approvals and toll milling, and will recover its agreed costs from net product sales. Following cost recovery, profits are anticipated to be shared equally (50:50) between Avanti and BMLV. The parties have agreed a 90-day exclusivity period to allow mutual due diligence, completion of an updated MRE, mine planning and finalisation of definitive agreements.

Barrambie Ranges and Golden Treasure Mine

First gold assays were returned from 75 drill samples (representing approximately 2% of Barrambie Ranges metres drilled). Specific samples of geologically logged intervals of potential mineralisation were selected for expedited gold analysis.[5] Significant intervals included:

- 25BRRC011 – 5.0m at 5.64g/t Au from 84.0m (including 2.0m at 13.27g/t Au); and,
- 25BRRC025 – 2.0m at 11.75g/t Au from 137.0m (including 1.0m at 21.88g/t Au).

These early results support the view of narrow-vein, high-grade gold potential along the Barrambie Ranges gold trend. Routine analysis of the remaining Barrambie Ranges, Ironclad and Mystery drill samples was undertaken in January 2026.

Next Steps

Complete reporting of all drill assay data for Barrambie Ranges, Ironclad deposit and Mystery mine area. An update of the Ironclad Inferred MRE and mine plan are scheduled for the March Quarter.

The drilling programme conducted along the Barrambie Ranges trend, at the historic Golden Treasure and Mystery gold mines are regarded as first-pass drill-testing, with results to inform follow-up exploration of the broader mineralised trends.

The Company will progress dialogue with BMLV, with the aim of completing due diligence and finalising definitive agreements within the March Quarter.

---

[3] *For full details refer to Neometals ASX announcement dated 6 November 2025 "Barrambie - Positive Metallurgical Sighter Test Work Results"*
[4] *For full details refer to Neometals ASX announcement dated 11 December 2025 "Neometals Secures Development Partner for Ironclad Project"*
[5] *For full details refer to Neometals ASX announcement dated 27 November 2025 "First Gold Assays for Barrambie Ranges Drilling"*

For personal use only

Barrambie Titanium and Vanadium Project ("Ti-V Project")
(Neometals 100%)

Background

The Barrambie Ti-V Project is adjacent to and shares the same tenure as the Barrambie Gold Project, located approximately 80km north-west of Sandstone, in Western Australia. It hosts one of the largest vanadiferous titanomagnetite ("**VTM**") Mineral Resource estimates globally (280.1 Mt at 9.18% TiO_2 and 0.44% V_2O_5), containing the world's second highest grade hard rock titanium Mineral Resource Estimate (53.6Mt at 21.17% TiO_2 and 0.63% V_2O_5).[6]

Activity Summary

Ongoing discussions regarding the proposed divestment of the Barrambie Ti-V Project continued during the period.

DOWNSTREAM PROCESSING TECHNOLOGIES

Lithium Chemicals
(Intellectual Property via Reed Advanced Materials Pty Ltd ("RAM") – NMT 70%, Mineral Resources Ltd 30%)

Background

RAM is commercialising its proprietary, patented ELi Process™ ("**ELi**") which produces lithium hydroxide and carbonate from lithium chloride solutions using electrolysis. ELi has potentially significantly lower operating cost and carbon footprint compared to conventional production processes, replacing costly, bulk chemical reagents with electricity and low-cost internally generated reagents. RAM holds twenty-one (21) granted national phase patents, with a further fourteen (14) pending.

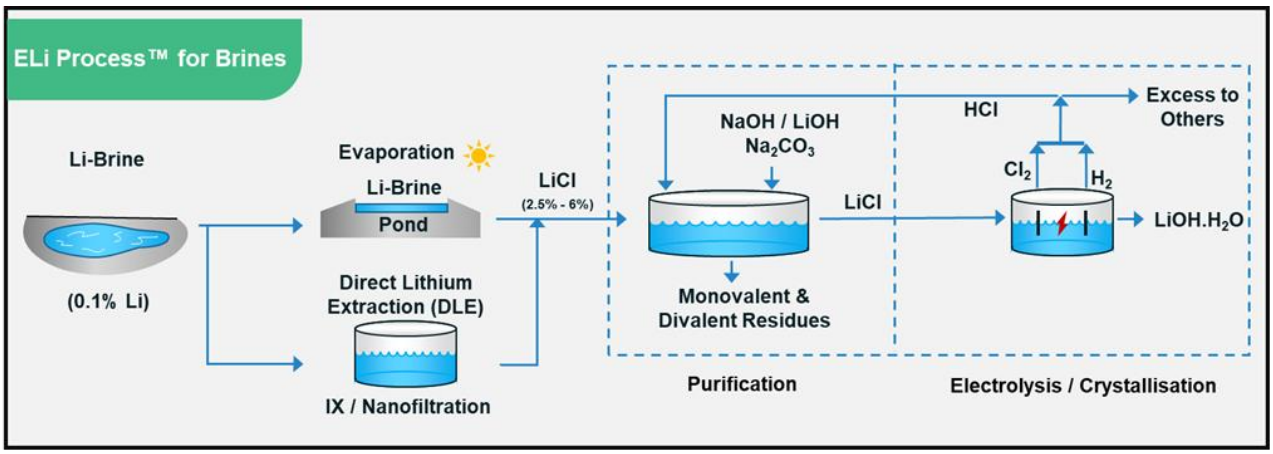

Figure 3 – Schematic flowsheet of patented ELi Process™

Activity Summary

During the period, RAM continued to advance discussions with potential ecosystem partners in relation to the provision of technical and equipment support, as well as prospective licencees. Discussions and planning continued under the MoU with Rio Tinto in relation to ELi optimisation test-work.

[6] *For full details refer to Neometals ASX announcement dated 17 April 2018 "Updated Barrambie Mineral Resource Estimate"*

For personal use only

Vanadium Recovery – Pori Vanadium Project

(Intellectual Property via Avanti Materials Ltd – NMT 100%)
Vanadium Recovery Project 1 ("VRP1") via Recycling Industries Scandinavia AB ("RISAB") – 86.1% Neometals Ltd, 11.7% Critical Metals Ltd and 2.2% EIT RawMaterials GmbH (option to increase to 19.9%)

Background

Neometals has developed a process to produce vanadium products for battery and aerospace alloying applications, sourced from vanadium-bearing steel slag by-products. A pilot trial and feasibility study indicated the potential for lowest-quartile operating costs[7] and low carbon-footprint, utilising conventional equipment at atmospheric pressure, mild temperatures and standard construction materials. Avanti Materials Ltd (100% NMT), the intellectual property holding company, has one (1) granted national phase patents and six (6) national phase patents pending.

Activity Summary

On 17 November 2025, Neometals announced that RISAB's wholly owned subsidiary Novana Oy ("Novana") received approval of a conditional grant of €48.7M (c. $86.8M AUD)[8] by the Finnish government through Business Finland, to support the development of VRP1, which is located in Pori, Finland. The grant is conditional on Novana securing the balance of equity and debt financing required for VRP1.

Novana is currently conducting a project financing selection process, seeking approximately €400M with leading Nordic bank Skandinaviska Enskilda Banken AB ("SEB") and EIT RawMaterials GmbH ("EIT RawMaterials") coordinating the equity package. The conditional grant significantly reduces the equity financing component required for the overall project financing.

On 22 December 2025, EIT RawMaterials executed a project agreement with Novana to invest an additional €1.5M (c. A$2.7M)[9] in Novana. The application of funds is for agreed technical and commercial activities and the achievement of milestones, which predominately relate to the piloting of a novel process to confirm promising beneficiation performance at laboratory scale. This third round of funding follows EIT RawMaterials' prior investments in September 2024 (€0.5M) [10] and February 2025 (€0.494M).[11]

Neometals does not presently intend to provide further material funding to RISAB/Novana for the development of VRP1 and anticipates that its current holding will therefore dilute to a minority equity position.

Figure 4 – Schematic View of the proposed VRP1 Plant at Tahkoluoto Port, Pori, Finland

[7] *For full details refer to Neometals ASX announcement titled "Vanadium Recovery Project Delivers Strong Feasibility Results" released on 8 March 2023.*
[8] *For full details refer to Neometals ASX announcement titled "48.7M Euro Business Finland Grant for Pori Vanadium Plant" released on 17 November 2025.*
[9] *For full details refer to Neometals ASX announcement titled "EIT RawMaterials Expands Investment in Finnish Vanadium Recovery Project" released on 22 December 2025.*
[10] *For full details refer to Neometals ASX announcement titled "Finnish Vanadium Recovery Project receives EU supported capital injection" released on 16 September 2024.*
[11] *For full details refer to Neometals ASX announcement titled "Finnish Vanadium Recovery - More EU Supported Funding" released on 14 February 2025.*

BUSINESS DEVELOPMENT

Exclusive Option to Evaluate US Critical Minerals Brines
(Partnership with Omaha Value, Inc.)

Background

On 26 November 2025, Neometals announced that its wholly owned subsidiary, Neometals Energy Pty Ltd ("**Neometals Energy**"), executed an exclusivity and option agreement together with its US partner, Omaha Value, Inc. ("**Omaha Value**") with American Helium LLC ("**American Helium**") and Ascent Resources plc ("**Ascent**"), giving Neometals Energy an option to secure access and usage rights over a portfolio of historical oil and gas wells in the Paradox Basin of Utah, USA ("**Option Agreement**").[12]

Omaha Value is a privately held company based in Omaha, Nebraska and through its subsidiary Utah Brine Corporation LLC ("**UBC**"), holds potash prospecting permit applications over approximately 47,000 acres in the Lisbon Valley area of the Paradox Basin. Omaha Value and Neometals are advancing discussions relating to the commercialisation of critical mineral-bearing brines (lithium and potassium) in Utah, which was recently ranked above Western Australia for mining investment attractiveness by the Fraser Institute.

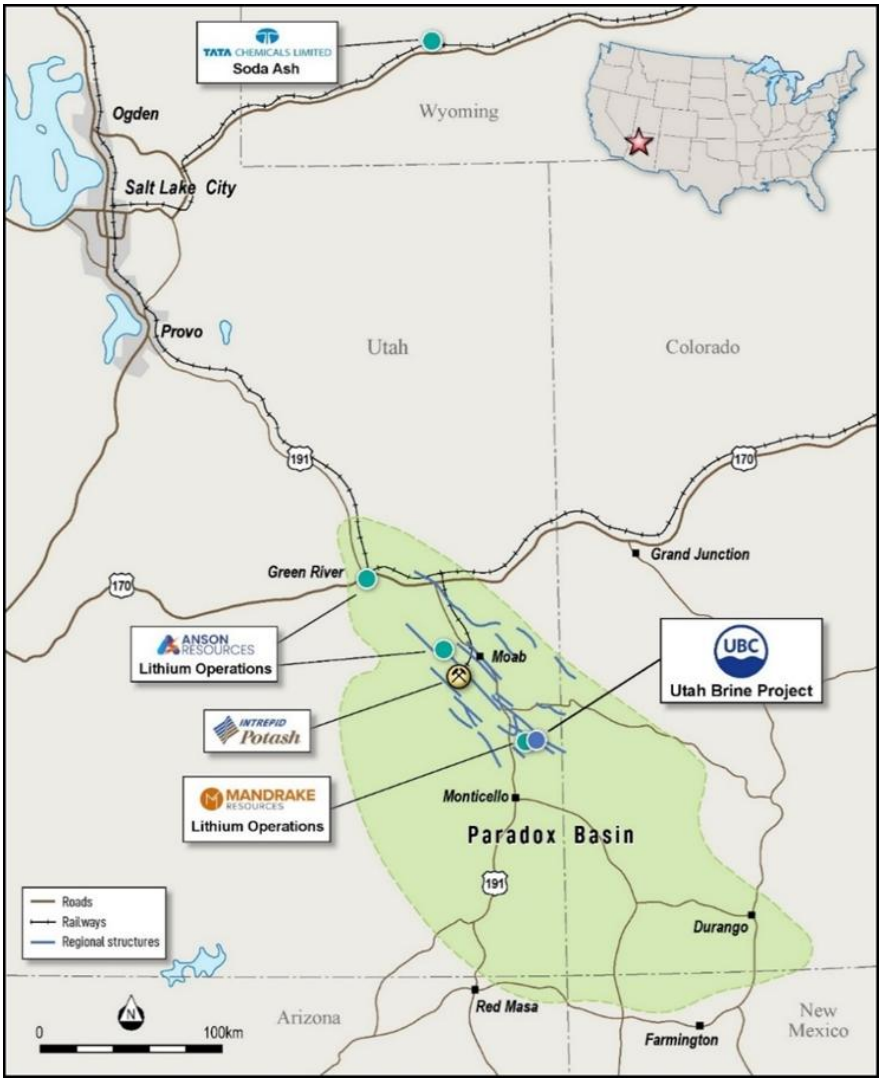

Figure 5 - Utah Brine Corporation Project location

[12] *For full details refer to Neometals ASX announcement titled "Neometals Signs Exclusive Option to Evaluate US Critical Minerals Brines" released on 26 November 2025.*

For personal use only

For personal use only

Activity Summary

Under the Option Agreement, Neometals Energy and Omaha Value were originally granted a 60-day exclusivity period (extendable by mutual agreement) to complete due diligence and determine whether they wish to exercise an option to enter a definitive access and use licence agreement ("**Access and Use Licence**"). The Access and Use Licence, if executed, would give Neometals Energy and Omaha Value access to the existing leases and wells of American Helium and Ascent for the sampling and potential commercial extraction of brines from deep, artesian reservoirs.

An exclusivity fee of US$50,000 (US$25,500 Neometals Energy share) in aggregate has been paid.

On 13 January 2026, the parties agreed to extend the exclusivity period by a further 60 days in consideration for a US$50,000 option extension fee, which will be set off against future payments due upon exercise of the option[13].

Historic data from covered acreage indicate brines containing up to 147 mg/L lithium and +33,000 mg/L potassium. In accessing existing well bores, Neometals and Omaha Value aim to confirm the brine chemistry of historic intersections of thick evaporite (salt) sequences and permeable clastics, hosting critical mineral rich (lithium/potassium) brines.

Potash has been added to the draft 2025 List of Critical Minerals (which also includes lithium) by the US Government Department of the Interior, enabling eligible projects to benefit from expedited permitting and access to substantial federal funding.

Lithium-ion Battery Recycling
(Divested 50% interests in ACN 630 589 507 Pty Ltd ("ACN 630") and Primobius GmbH ("Primobius"))

Commercial

During the period, Neometals completed the sale of its interests in Primobius and ACN 630 to SMS Group GmbH in consideration for the payment of €5 million (A$8.8 million) cash plus an ongoing commercial compensation fee representing 2% of Primobius' annual revenues determined for each fiscal year from 1 July 2025 to 30 June 2037 and capped at €7 million (indexed to inflation)[14] (c. A$12.5 million)[15].

The transaction enables Neometals to redeploy capital to other opportunities which are believed to be more net value accretive for Neometals' shareholders.

[13] *For full details refer to Neometals announcement titled "Well Access Option Extension" released on 13 January 2026.*
[14] *For full details refer to Neometals announcement titled "Binding Term Sheet for Neometals to Exit LiB Recycling Business" released on 7 August 2025.*
[15] *Reserve Bank of Australia 0.5602 AUD:EUR exchange rate, 6 August 2025.*

For personal use only

CORPORATE

Finances

Cash and term deposits on hand as of 31 December 2025 totalled $6.1 million.

Board of Directors

Gregory Evans was appointed to the Neometals Board of Directors as an Independent Non-Executive Director effective from 21 October 2025, to fill a casual vacancy in accordance with the Company's Constitution. He was formally re-elected at the 2025 Annual General Meeting ("AGM"). Non-Executive Directors Douglas Ritchie and Dr Jennifer Purdie retired from office at the conclusion of the AGM.

Issued Capital

During the period the Company issued:

- 1,066,459 ordinary shares to Non-executive Directors following the vesting and exercise of performance rights pursuant to the Neometals Ltd performance rights plan (2024: 821,269).
- 15,576,412 performance rights to Neometals employees, consultants and Non-executive Directors (2024: 9,124,279) for nil cash consideration.
- nil ordinary shares through capital raisings (2024: 145,793,499).

During the period no performance rights were cancelled or lapsed relating to Neometals employees (2024: 1,428,586).

The total number of shares on issue as at 31 December 2025 was 770,491,543.

Dividends

Dividends issued during the half year period: nil (2024: nil).

Events Subsequent to Balance Date

On 13 February 2026, Neometals announced a litigation update regarding legal proceedings commenced by Murray Ward and his associated company, Roseland Capital Pty Ltd ("Ward Parties") against Neometals in the Supreme Court of Western Australia (CIV 2016 of 2020) ("Proceedings"). Neometals advised that it had entered into a deed of settlement with the Ward Parties in full and final settlement of the Proceedings for a cash payment of A$1 million to the Ward Parties, which was funded by way of a A$200,000 insurance coverage amount and Neometals' existing cash resources. The amount of $800,000 has been provided for within the Consolidated Financial Statements.

Other than stated above, no matters or circumstances have arisen since the end of the period that have significantly affected, or may significantly affect the operations or state of affairs of the Group in subsequent periods.

For personal use only

Forward-Looking Information

This report may contain opinions, projections and other forward-looking statements that are subject to significant uncertainties, contingencies and other factors beyond Neometals' control. Forward-looking statements include, but are not limited to, statements regarding future events, expectations about the performance of Neometals' business and the outcome of strategic or operational initiatives.

Many known and unknown risks, uncertainties and other factors could cause actual events or results to differ materially from those expressed or implied in any forward-looking statements. Recipients are cautioned that such statements are not guarantees of future performance and that actual results, performance or achievements may differ materially from those expressed or implied in them, or from any projections and assumptions on which they are based.

Any opinions, projections, forecasts and other forward-looking statements contained in this report do not constitute any commitments, representations or warranties by Neometals and its associated entities, directors, agents and employees, including any undertaking to update any such information. Except as required by law, and only to the extent so required, directors, agents and employees of Neometals shall in no way be liable to any person or body for any loss, claim, demand, damages, costs or expenses of whatever nature arising in any way out of, or in connection with, the information contained in this report.

Compliance Statement

The Competent Person cautions that certain historical exploration results and production data contained within this report have been extracted from historical DEMIRS WAMEX annual reports and internal company reports prepared by previous historical operators. Further exploration and evaluation may affect confidence in these data and results under JORC 2012 standards. Nothing has come to the attention of Neometals or its Competent Person that cause them to question the accuracy or reliability of the previously reported data and results.

The Company has undertaken desktop evaluation of the work completed. However, it has not comprehensively validated that data and results and therefore these data and results are to be treated with appropriate caution.

To comply with ASX Listing Rule 5.7 and the associated FAQ 36 (Announcements of material acquisitions – former owners' Exploration Results) details of historic exploration programmes by companies prior to Neometals for the additional historic drill data are reported in Neometals' ASX announcement of 23 September 2024 titled "Barrambie Gold Exploration Target" and 5 February 2025 titled "Barrambie – Maiden Gold Drilling Commences". WAMEX reports referenced in these announcements can be accessed online at https://geoview.dmp.wa.gov.au/GeoView, using the unique A-number for each report. Each WAMEX report includes a technical explanation of the work completed and results achieved.

Competent Persons Statement – Barrambie Gold Project

Information in this report that relates to Exploration Results, Exploration Targets and Mineral Resources reported by the Company during 2024 and 2025 for Barrambie Gold Project, Barrambie Ranges, Ironclad and Mystery is based on and fairly represents information and supporting documentation compiled by Mr Jeremy Peters FAusIMM CP (Min, Geo). Mr Peters is a Director of Burnt Shirt Pty Ltd, a geological and mining engineering consultancy, and has sufficient experience relevant to the reporting of Exploration Results Exploration Targets and Mineral Resources in Western Australian Archaean orogenic gold mineralisation to qualify as a Competent Person as defined in the December 2012 Edition of the "Australasian Code for Reporting of Exploration Results". Data compiled from historic internal reports by the Neometals Exploration Team has been reviewed by Mr Peters, who has consented to the inclusion of the matters in this report based on this information in the form and context in which it appears.

The information in this report relating to Exploration Results, Exploration Targets and Mineral Resources is extracted from the reports listed below and available to view on www.neometals.com.au/en/investors or ASX's website at www.asx.com.au.

Competent Persons Statement – Barrambie Gold Project (continued)

(i) 23 September 2024, titled "Barrambie Gold Exploration Target"; (ii) 5 February 2025, titled "Maiden Gold Drilling Programme Commences at Barrambie Project"; (iii) 20 March 2025, titled "Exploration Update - Barrambie Gold Assays"; (iv) 25 June 2025, titled "Barrambie Gold Mineral Resource Estimate" (v) 5 August 2025, titled "Barrambie High-Grade Diamond Drill Intercepts", (vi) 17 September 2025 "Barrambie Gold Historic Drill Assays" (vii) 8 October 2025, titled "Drilling Commences at Barrambie Ranges"(viii) 6 November 2025, titled Positive Metallurgical Sighter Test Work – Ironclad Gold Deposit, (ix) 27 November 2025, titled Exploration Update – First Gold Assays for Barrambie Ranges Drilling, (x) 11 December 2025, titled "Neometals Secures Development Partner for Ironclad Project".

Competent Persons Statement – Barrambie Titanium/Vanadium Project

The Barrambie mineral resource statement has been approved by Mr Jeremy Peters, who consents to the inclusion in the report of the matters based on this information in the form and context in which it appears. Mr Peters is a Director of Burnt Shirt Pty Ltd, a geological and mining engineering consultancy and a Member of the Australasian Institute of Mining and Metallurgy (Member No. 110311).

The Company confirms that it is not aware of any new information or data that materially affects the information included in the original market announcements and, in the case of estimates of Mineral Resources, that all material assumptions and technical parameters underpinning the estimates in the relevant market announcement continue to apply and have not materially changed. The Company confirms that the form and context in which the Competent Persons findings are presented are not materially different from the original market announcement.

AUDITOR'S INDEPENDENCE DECLARATION

The auditor's independence declaration is included on page 13 of the half-year report.

Signed in accordance with a resolution of the Directors made pursuant to s.306(3) of the Corporations Act 2001.

On behalf of the Directors,

Christopher Reed
Managing Director
Perth, 12 March 2026

For personal use only

For personal use only

Deloitte Touche Tohmatsu
ABN 74 490 121 060

Tower 2
Brookfield Place
123 St Georges Terrace
Perth WA 6000
GPO Box A46
Perth WA 6837 Australia

Tel: +61 8 9365 7000
Fax: +61 8 9365 7001
www.deloitte.com.au

12 March 2026

The Board of Directors
Neometals Ltd
Level 1/1292 Hay Street
West Perth WA 6005

Dear Board Members

Auditor's Independence Declaration to Neometals Ltd

In accordance with section 307C of the *Corporations Act 2001*, I am pleased to provide the following declaration of independence to the directors of Neometals Ltd.

As lead audit partner for the review of the half-year financial report of Neometals Ltd for the half-year ended 31 December 2025, I declare that to the best of my knowledge and belief, there have been no contraventions of:

- The auditor independence requirements of the *Corporations Act 2001* in relation to the review; and
- Any applicable code of professional conduct in relation to the review.

Yours faithfully

Deloitte Touche Tohmatsu
DELOITTE TOUCHE TOHMATSU

N H Gordon
Partner
Chartered Accountants

Liability limited by a scheme approved under Professional Standards Legislation.

Member of Deloitte Asia Pacific Limited and the Deloitte organisation.

Deloitte Touche Tohmatsu
ABN 74 490 121 060

Tower 2
Brookfield Place
123 St Georges Terrace
Perth WA 6000
GPO Box A46
Perth WA 6837 Australia

Tel: +61 8 9365 7000
Fax: +61 8 9365 7001
www.deloitte.com.au

For personal use only

Independent Auditor's Review Report to the Members of Neometals Ltd

Conclusion

We have reviewed the half-year financial report of Neometals Ltd (the "Company") and its subsidiaries (the "Group"), which comprises the condensed consolidated statement of financial position as at 31 December 2025, the condensed consolidated statement of profit or loss and other comprehensive income, the condensed consolidated statement of cash flows and the condensed consolidated statement of changes in equity for the half-year ended on that date, notes to the financial statements, including material accounting policy information and other explanatory information, and the directors' declaration as set out on pages 16 to 37.

Based on our review, which is not an audit, we have not become aware of any matter that makes us believe that the accompanying half-year financial report of the Group does not comply with the *Corporations Act 2001*, including:

- Giving a true and fair view of the Group's financial position as at 31 December 2025 and of its performance for the half-year ended on that date; and
- Complying with Accounting Standard AASB 134 Interim Financial Reporting and the *Corporations Regulations 2001*.

Basis for Conclusion

We conducted our review in accordance with ASRE 2410 Review of a *Financial Report Performed by the Independent Auditor of the Entity*. Our responsibilities are further described in the *Auditor's Responsibilities for the Review of the Half-year Financial Report* section of our report. We are independent of the Group in accordance with the auditor independence requirements of the *Corporations Act 2001* and the ethical requirements of the APES 110 *Code of Ethics for Professional Accountants (including Independence Standards)* issued by the Accounting Professional and Ethical Standards Board ("the Code") that are relevant to our audit of the annual financial report of public interest entities in Australia. We have also fulfilled our other ethical responsibilities in accordance with the Code.

We confirm that the independence declaration required by the *Corporations Act 2001* which has been given to the directors of the Company, would be in the same terms if given to the directors as at the time of this auditor's review report.

Material Uncertainty Related to Going Concern

We draw attention to Note 1 in the financial report, which indicates that the Group has incurred losses after tax from continuing operations of $6,770,875 and profit from discontinued operations of $6,301,822 (31 December 2024: losses of $8,914,306 and $2,475,119 respectively) and experienced net cash outflows from operating activities of $4,401,822 (31 December 2024: $6,310,427) for the half-year ended 31 December 2025. These conditions, along with other matters set forth in Note 1, indicate that a material uncertainty exists that may cast significant doubt over the Group's ability to continue as a going concern. Our review conclusion is not modified in respect of this matter.

Liability limited by a scheme approved under Professional Standards Legislation.

Member of Deloitte Asia Pacific Limited and the Deloitte organisation.

Deloitte.

Directors' Responsibilities for the Half-year Financial Report

The directors of the Company are responsible for the preparation of the half-year financial report that gives a true and fair view in accordance with Australian Accounting Standards and the *Corporations Act 2001* and for such internal control as the directors determine is necessary to enable the preparation of the half-year financial report that gives a true and fair view and is free from material misstatement, whether due to fraud or error.

Auditor's Responsibilities for the Review of the Half-year Financial Report

Our responsibility is to express a conclusion on the half-year financial report based on our review. ASRE 2410 requires us to conclude whether we have become aware of any matter that makes us believe that the half-year financial report is not in accordance with the *Corporations Act 2001* including giving a true and fair view of the Group's financial position as at 31 December 2025 and its performance for the half-year ended on that date, and complying with Accounting Standard AASB 134 *Interim Financial Reporting* and the *Corporations Regulations 2001*.

A review of a half-year financial report consists of making enquiries, primarily of persons responsible for financial and accounting matters, and applying analytical and other review procedures. A review is substantially less in scope than an audit conducted in accordance with Australian Auditing Standards and consequently does not enable us to obtain assurance that we would become aware of all significant matters that might be identified in an audit. Accordingly, we do not express an audit opinion.

Deloitte Touche Tohmatsu

DELOITTE TOUCHE TOHMATSU

N H Gordon
Partner
Chartered Accountants

Perth, 12 March 2026

For personal use only

Directors' declaration

The Directors declare that:

(a) in the Directors' opinion, there are reasonable grounds to believe that the Company will be able to pay its debts as and when they become due and payable;

(b) in the Directors' opinion, the attached consolidated financial statements and notes thereto are in accordance with the *Corporations Act 2001*, including compliance with AASB 134 *Interim Financial Reporting* and giving a true and fair view of the financial position and performance of the consolidated entity.

Signed in accordance with a resolution of the Directors made pursuant to s.303(5) of the Corporations Act 2001.

On behalf of the Directors,

Christopher Reed
Managing Director
12 March 2026

For personal use only

For personal use only

Condensed consolidated statement of profit or loss and other comprehensive income for the half-year ended 31 December 2025

		31 Dec 2025 $	31 Dec 2024 (Re-presented*) $
Continuing operations			
Foreign exchange (loss)/gain		(31,203)	150,517
Interest income		92,512	117,553
Other income		90,237	769,696
Employee expenses		(2,623,958)	(3,656,730)
Depreciation expenses		(187,863)	(143,925)
Finance costs		(65,250)	(61,949)
Occupancy expenses		(136,703)	(107,445)
Marketing expenses		(117,677)	(103,200)
Admin expenses		(1,696,821)	(1,494,700)
Fair value adjustments of investments		(355,824)	-
Other expenses		(938,325)	(2,054,687)
Legal settlement	16	(800,000)	-
Impairment expense on investment in associate		-	(2,173,748)
Share of loss in associates		-	(465,688)
Loss before income tax		**(6,770,875)**	**(9,224,306)**
Income tax benefit		-	310,000
Loss for the period from continuing operations		**(6,770,875)**	**(8,914,306)**
Discontinued operations			
Profit/(Loss) for the period from discontinued operations	2	6,301,822	(2,475,119)
Loss for the period		**(469,053)**	**(11,389,425)**
Items that may be reclassified subsequently to profit or loss:			
Exchange differences on translation of foreign operations		132,040	-
Total comprehensive loss for the period		**(337,013)**	**(11,389,425)**
Total comprehensive loss attributable to:			
Owners of the parent company		(215,612)	(11,408,050)
Non-Controlling Interest		(121,401)	18,625
Loss per share			
From continuing operations:			
Basic (cents per share)	11	**(0.88)**	**(1.27)**
Diluted (cents per share)	11	**(0.88)**	**(1.27)**
From continuing and discontinued operations:			
Basic (cents per share)	11	**(0.06)**	**(1.62)**
Diluted (cents per share)	11	**(0.06)**	**(1.62)**

The condensed consolidated statement of profit and loss and other comprehensive income should be read in conjunction with the accompanying notes. * Refer to note 2 for details of re-presentation.

For personal use only

Condensed consolidated statement of financial position as at 31 December 2025

	Note	31 Dec 2025 $	30 June 2025 $
Current assets			
Cash and cash equivalents		6,068,083	4,130,844
Trade and other receivables		2,506,479	792,627
Other financial assets	8	201,799	307,356
Total current ordinary assets		**8,776,361**	**5,230,827**
Assets classified as held for sale	2	12,000,000	14,413,615
Total current assets		**20,776,361**	**19,644,442**
Non-current assets			
Property, plant and equipment		421,356	451,592
Exploration and evaluation expenditure	5	3,989,583	1,738,589
Intangible assets		252,735	346,072
Investment in joint ventures	7	-	-
Investment in associates	6	-	-
Other financial assets	8	1,390,778	1,860,435
Right of use assets	15	125,346	246,089
Total non-current assets		**6,179,798**	**4,642,777**
Total assets		**26,956,159**	**24,287,219**
Current liabilities			
Trade and other payables		660,171	862,678
Deferred income	13	2,103,787	-
Provisions		1,357,287	712,619
Lease liability	15	300,493	405,896
Total current liabilities		**4,421,738**	**1,981,193**
Non-current liabilities			
Trade and other payables		334,853	-
Provisions		30,594	24,165
Lease liability	15	3,950,228	4,097,041
Total non-current liabilities		**4,315,675**	**4,121,206**
Total liabilities		**8,737,413**	**6,102,399**
Net assets		**18,218,746**	**18,184,820**
Equity			
Issued capital	9	170,499,736	170,405,974
Reserves	10	2,748,420	2,339,204
Accumulated losses		(154,451,921)	(154,104,275)
Equity attributable to owners of the parent		**18,796,235**	**18,640,903**
Non-controlling interest		(577,489)	(456,083)
Total equity		**18,218,746**	**18,184,820**

This condensed consolidated statement of financial position should be read in conjunction with the accompanying notes.

For personal use only

Condensed consolidated statement of changes in equity for the half-year ended 31 December 2025

	Issued Capital	Other equity reserve	Share based payments reserve	Accumulated losses	Attributable to Owners of the parent	Non-Controlling Interest	Total equity
	$	$	$	$	$	$	$
Balance as at 01/07/24	**158,706,319**	**-**	**2,290,951**	**(124,522,143)**	**36,475,127**	**-**	**36,475,127**
Loss for the period	-	-	-	(11,408,050)	(11,408,050)	18,625	**(11,389,425)**
Total comprehensive income for the period	-	-	-	(11,408,050)	(11,408,050)	18,625	**(11,389,425)**
Issue of share capital	11,609,714	-	-	-	11,609,714	-	**11,609,714**
Recognition of non-controlling interest	-	-	-	-	-	(113,418)	**(113,418)**
Recognition of share-based payments	-	-	518,466	-	518,466	-	**518,466**
Recognition of issue of shares under the employee rights plan	368,578	-	(368,578)	-	-	-	**-**
Performance rights cancellation	-	-	(1,448,820)	1,204,217	(244,603)	-	**(244,603)**
Share issue costs	(278,637)	-	-	-	(278,637)	-	**(278,637)**
Translation reserve and adjustment to Retained Earnings	-	165,356	-	(518,459)	(353,102)	-	**(353,102)**
Balance at 31/12/24	**170,405,974**	**165,356**	**992,019**	**(135,244,435)**	**36,318,915**	**(94,793)**	**36,224,122**
Balance as at 01/07/25	**170,405,974**	**1,006,518**	**1,332,685**	**(154,104,269)**	**18,640,908**	**(456,088)**	**18,184,820**
Profit for the period	-	-	-	(347,652)	(347,652)	(121,401)	**(469,053)**
Other comprehensive income	-	132,040	-	-	132,040	-	**132,040**
Total comprehensive income for the period	-	132,040	-	(347,652)	(215,612)	(121,401)	**(337,013)**
Issue of share capital	-	-	-	-	-	-	**-**
Recognition of share-based payments	-	-	372,177	-	372,177	-	**372,177**
Recognition of issue of shares under the employee rights plan	95,000	-	(95,000)	-	-	-	**-**
Share issue costs	(1,238)	-	-	-	(1,238)	-	**(1,238)**
Balance at 31/12/25	**170,499,736**	**1,138,558**	**1,609,862**	**(154,451,921)**	**18,796,235**	**(577,489)**	**18,218,746**

This condensed consolidated statement of changes in equity should be read in conjunction with the accompanying notes.

For personal use only

Condensed consolidated statement of cash flows for the half-year ended 31 December 2025

	31 Dec 2025	31 Dec 2024
	$	$
Cash flows from operating activities		
Payments to suppliers and employees	(4,401,822)	(6,303,990)
Payments to suppliers - Discontinued operations	-	(6,437)
Net cash used in operating activities	(4,401,822)	(6,310,427)
Cash flows from investing activities		
Proceeds from sale of investment in joint venture	8,790,436	-
Payments for exploration and evaluation	(2,365,448)	(454,980)
Payments for exploration and evaluation - discontinued operations	(75,000)	(38,667)
Payments for intangible assets	(16,257)	(31,242)
Payments for property, plant & equipment	(9,512)	25,950
Proceeds from equity investments	233,607	16,352
Interest received	115,303	117,553
Cash at the beginning of the financial year - RISAB	-	213,627
Capital contributions to joint ventures	-	(3,300,875)
Loan to joint venture	(140,000)	-
Net cash received/ (used in) investing activities	6,533,129	(3,452,282)
Cash flows from financing activities		
Interest and other finance costs paid	(10,092)	(22,431)
Lease Payments	(167,124)	(155,887)
Lease payments- discontinued operations	-	(37,945)
Capital Raising	-	11,609,714
Transaction costs related to issues of shares	(1,238)	(278,913)
Net cash (used)/ received in financing activities	(178,454)	11,114,538
Net increase in cash and cash equivalents	1,952,853	1,351,829
Cash and cash equivalents at the beginning of the period	4,130,844	9,127,777
Effects of exchange rate changes on the balance of cash	(15,614)	110,890
Cash and cash equivalents at the end of the period	6,068,083	10,590,496
Less Cash and Cash equivalents at the end of the financial year- discontinued operation	-	(35,950)
Cash and cash equivalents at the end of the period	6,068,083	10,554,546

This condensed consolidated statement of cash flows should be read in conjunction with the accompanying notes.

Index to notes to the condensed consolidated financial statements

Note	Contents
1	Significant accounting policies
2	Discontinued Operations
3	Segment information
4	Dividends
5	Exploration and evaluation expenditure
6	Investment in associates
7	Investment in joint venture
8	Other financial assets
9	Share capital
10	Reserves
11	Loss per share
12	Commitments
13	Other financial liabilities
14	Contingent liabilities
15	Leases
16	Events subsequent to balance date

For personal use only

For personal use only

Notes to the condensed consolidated financial statements

1. Significant accounting policies

Statement of compliance

The half-year financial report is a general-purpose financial report prepared in accordance with the Corporations Act 2001 and AASB 134 *Interim Financial Reporting*. Compliance with AASB 134 ensures compliance with International Financial Reporting Standard IAS 34 'Interim Financial Reporting'. The half-year financial report does not include notes of the type normally included in an annual financial report and shall be read in conjunction with the most recent annual financial report.

Basis of preparation

The condensed consolidated financial statements have been prepared on the basis of historical cost, except for the revaluation of certain non-current assets and financial instruments. Cost is based on the fair values of the consideration given in exchange for assets. All amounts are presented in Australian dollars, unless otherwise noted.

The accounting policies and methods of computation adopted in the preparation of the half-year financial report are consistent with those adopted and disclosed in the Company's 2025 annual financial report for the financial year ended 30 June 2025. These accounting policies are consistent with Australian Accounting Standards and with International Financial Reporting Standards.

New accounting standards

The Group has adopted all of the new and revised Standards and Interpretations issued by the Australian Accounting Standards Board that are relevant to their operations and are effective for the current financial reporting period. These standards did not have any significant impact on the Group's financial statements.

Going concern

The Directors believe that Neometals Ltd will continue as a going concern and as a result the financial statements have been prepared on the going concern basis, which contemplates the continuity of normal business activity and the realisation of assets and the settlement of liabilities in the normal course of business.

The Group incurred losses after tax from continuing operations of $6,770,875 and profit from discontinued operations of $6,301,822 (31 December 2024 loss: $8,914,306 and $2,475,119 respectively) and experienced cash outflow from operating activities of $4,401,822 (31 December 2024: $6,310,427) for the six month period ended 31 December 2025. As at 31 December 2025 the Group had cash and cash equivalents of $6,068,083 (30 June 2025: $4,130,844) and net current assets of $16,354,623 (30 June 2025: $17,663,249).

During the six-month period ended 31 December 2025, the Group continued to develop a portfolio of sustainable processing technology solutions. A strategic review resulted in the divestment of the 50% interests held in the Lithium-ion battery recycling business unit Primobius GmbH and ACN 630 589 507 Pty Ltd. Exploration and development activities were advanced at the 100% owned Barrambie Gold Project, in Western Australia.

The Directors recognise that additional funding will be required to meet the Group's minimum expenditure commitments.

In light of the above, the Directors have prepared a cash flow forecast to 31 March 2027. This forecast includes the necessary minimum expenditures to maintain the Group's assets in good standing, meet its obligations and commitments, continue to identify cost reduction opportunities where appropriate, and manage available working capital.

The Group's cash flow forecast indicates a minimum funding requirement of A$14 million will be required progressively from May 2026 by way of equity, sale of assets, debt, or other forms of funding through to 31 March 2027. This cashflow forecast does not currently assume cash inflows from the potential sale of non-core assets as the timing is uncertain. The Directors reasonably believe that further funding will be available to the Company when required and that they will achieve the matters set out above and therefore the going concern basis of preparation is appropriate.

Should the Group be unable to achieve the additional funding referred to above, there is a material uncertainty that may cast significant doubt as to whether the Group will be able to continue as a going concern and, therefore, whether it will realise its assets and discharge its liabilities in the normal course of business.

No adjustments have been made to the financial statements relating to the recoverability and classification of recorded asset amounts or to the amounts and classification of liabilities that might be necessary should the Group not continue as a going concern.

For personal use only

2. Discontinued operations

Barrambie Titanium/Vanadium Project

During 2024, the Board approved the divestment of the 100% owned Barrambie Titanium/Vanadium Project. Activities have focussed on the divestment of the project, with interest from third parties to acquire the asset. The results of the discontinued operation which have been included in the financial statements for the period were as follows:

Results of discontinued operations	**December 2025** $	**December 2024** $
Loss from discontinued operations	(75,000)	(90,326)
Cash flows from discontinued operations		
Cashflows from operating activities	-	(6,437)
Cashflows from investing activities	(75,000)	(38,667)
Cashflows from financing activities	-	(37,945)
Effect on the financial position of the group		
Assets classified as held for sale	12,000,000	20,026,050
Liabilities associated with the assets classified as held for sale	-	(26,050)

Primobius GmbH

During 2025, the Board approved the divestment of the respective 50% owned interests within Primobius GmbH and ACN630 589 507 Pty Ltd, which was divested in September 2025.

Under the terms of the sale agreement, the Group received total cash consideration of $8,790,436 for the disposal of its joint venture interests. At the date of disposal, the carrying value of the investments was $1,796,836. The disposal resulted in a gain on sale of $6,993,600, calculated as follows:

Gain on disposal	**December 2025** $
Investment – Primobius GmbH	2,245,725
Investment – ACN630 Pty Ltd	167,889
Share of loss – Primobius GmbH	(613,301)
Share of loss – ACN630 589 507 Pty Ltd	(3,477)
Carrying value at disposal date	**1,796,836**
Cash consideration received	8,790,436
Gain on disposal	**6,993,600**

For personal use only

2. Discontinued operations (continued)

The results of the discontinued operation which have been included in the financial statements for the half year were as follows:

Results of discontinued operations	**December 2025 $**	**December 2024 $**
Profit / (loss) from discontinued operations	6,376,822	(2,384,793)
Cash flows from discontinued operations		
Cashflows from operating activities	-	-
Cashflows from investing activities	8,790,436	(3,300,875)
Cashflows from financing activities	-	-
Effect on the financial position of the group		
Investment in Primobius and ACN joint ventures classified as held for sale	-	3,652,244
Liabilities associated with the assets classified as held for sale	-	-

The 2024 financial half year expenses related to the Battery Recycling Project have been re-presented as discontinued operations due to the business unit being transferred to held for sale in the current financial year.

	As previously stated $	**Discontinued operations adjustment $**	**As rep-resented adjustment $**
Impact on loss for the year			
Share of loss in Joint Venture	(2,384,793)	2,384,793	-
Loss from discontinued operation	(90,326)	(2,384,793)	(2,475,119)

For personal use only

For personal use only

3. Segment information

Basis for segmentation

AASB 8 Operating Segments requires the presentation of information based on the components of the entity that management regularly reviews for its operational decision making. This review process is carried out by the Chief Operating Decision Maker ("CODM") for the purpose of allocating resources and assessing the performance of each segment. The amounts reported for each operating segment is the same measure reviewed by the CODM in allocating resources and assessing performance of that segment.

For management purposes, the Group operates under four operating segments comprised of the Group's gold, lithium, titanium/vanadium and 'other segments' which comprises other minor exploration projects and mineral process technology businesses. The titanium/vanadium operating segment is separately identified given it possess different competitive and operating risks and meets the quantitative criteria as set out in the AASB 8. The 'other segments' category is the aggregation of all remaining operating segments given sufficient reportable operating segments have been identified.

For the six months ended 31 December 2025

Reportable operating segments	Lithium $	Titanium & Vanadium $	Gold $	Other $	Corporate $	Total $
Other income	-	-	-	43,326	139,423	182,749
Depreciation	-	(2,657)	(76,499)	-	(108,707)	(187,863)
Total expenses	(504,087)	(998,065)	(4,358)	(356,992)	(4,902,259)	(6,765,761)
Profit/(loss) before tax	(504,087)	(1,000,722)	(80,857)	(313,666)	(4,871,543)	(6,770,875)
Profit/(loss) from discontinued operations	6,376,822	(75,000)	-	-	-	6,301,822
Income tax benefit	-	-	-	-	-	-
Consolidated Profit/(loss) after tax	5,872,735	(1,075,722)	(80,857)	(313,666)	(4,871,543)	(469,053)

As at 31 December 2025

Reportable operating segments	Lithium $	Titanium & Vanadium $	Gold $	Other $	Corporate $	Total $
Increase/(decrease) in segment assets	(2,406,992)	1,622,397	2,221,784	(313,782)	1,545,534	2,668,941
Total segment assets	14,241	2,534,200	4,364,600	1,524,814	6,518,304	14,956,159
Assets classified as held for sale	-	12,000,000	-	-	-	12,000,000
Total assets	14,241	14,534,200	4,364,600	1,524,814	6,518,304	26,956,159

For personal use only

3. Segment information (continued)

For the six months ended 31 December 2024

Reportable operating segments	Lithium $	Titanium & Vanadium $	Other $	Corporate $	Total $
Other income	-	777,453	-	164,783	942,236
Impairment of Joint Venture and associates	-	-	(2,173,748)	-	(2,173,748)
Share of Loss of JV and associates	-	-	(465,688)	-	(465,688)
Depreciation	-	(3,749)	-	(140,176)	(143,925)
Total expenses	(28,589)	(1,045,150)	(55,149)	(6,254,293)	(7,383,181)
Profit/(loss) before tax	(28,589)	(271,446)	(2,694,585)	(6,229,686)	(9,224,306)
Loss from discontinued operations	(2,384,793)	(90,326)	-	-	(2,475,119)
Income tax benefit	-	-	-	310,000	310,000
Consolidated loss after tax	(2,413,382)	(361,772)	(2,694,585)	(5,919,686)	(11,389,425)

As at 31 December 2024

Reportable operating segments	Lithium $	Titanium & Vanadium $	Other $	Corporate $	Total $
Increase/(decrease) in segment assets	850,373	815,776	(2,694,601)	1,581,462	553,010
Total segment assets	3,595,367	1,345,509	4,681,683	13,038,864	22,661,423
Assets classified as held for sale	-	20,026,050	-	-	20,026,050
Total assets	3,595,367	21,371,559	4,681,683	13,038,864	42,687,473

4. Dividends

No dividends were paid to the holders of fully paid ordinary shares during the half-year period (31 December 2024: nil).

5. Exploration and evaluation expenditure

	31 December 2025 $	30 June 2025 $
Opening carrying value	1,738,589	-
Additions	2,325,994	2,111,146
Balance transferred to asset held for sale	-	(372,557)
Impairment expense	(75,000)	-
Closing carrying value	**3,989,583**	**1,738,589**

The recovery of exploration expenditure carried forward is dependent upon the discovery of commercially viable mineral and other natural resource deposits, their development and exploration, or alternatively their sale.

6. Investment in associates

Name of operation	Principal activity	Interest	
		31 December 2025 %	30 June 2025 %
Redivium Limited (formerly Hannans Ltd)	Lithium-ion battery recycling	25.86	25.86

The Consolidated Entity's interest in assets employed in the above associate is detailed below.

The associate is accounted for using the equity method in this condensed consolidated financial report. The value of the investment in the associate has been impaired down to nil in the prior reporting period due to it being suspended from quotation since November 2024, which indicates a prolonged loss of value and uncertainty around recoverability.

Shares held in associate are set out in the table below.

	31 December 2025 No.	30 June 2025 No.
Shares held in Redivium Limited	879,812,014	879,812,014

For personal use only

7. Investment in joint venture

Name of operation	Principal activity	Interest	
		31 December 2025 %	30 June 2025 %
Primobius GmbH	Lithium Battery Recycling	0	50

The above joint venture is accounted for using the equity method in this condensed consolidated financial report.

On 31 July 2020, Neometals and SMS group GmbH entered into a formal agreement to establish a 50:50 JV ('Primobius GmbH') to commercialise Neometals proprietary lithium battery recycling process. The asset was held for sale as at 30 June 2025 and the sale was subsequently completed in September 2025.

Summarised financial information for the joint venture:	31 December 2025 $	30 June 2025 $
Opening balance of investment in joint venture	**2,245,726**	**2,666,450**
Capital contributions	-	4,968,625
Share of loss of joint venture recognised in profit or loss	(613,301)	(5,389,349)
Disposal of joint venture	1,632,425	-
Carrying value of investment in the joint venture	**-**	**2,245,726**

Primobius GmbH Summary Balance Sheet	31 August 2025 $	30 June 2025 $
Current assets[(a)]	3,477,957	3,218,792
Non-current assets	6,045,357	6,388,316
Current liabilities	(1,045,746)	(4,358,473)

Primobius GmbH Summary Profit and Loss	31 August 2025 $	31 December 2024 $
Revenue	264,388	820,530
Expenses[(b)]	(1,490,991)	(5,581,946)
Loss from continuing operations	**(1,226,603)**	**(4,761,416)**
Share of loss of joint venture recognised in profit or loss	**(613,301)**	**(2,380,709)**

[(a)] The current asset balance is inclusive of cash and cash equivalents of $3,169,516 (30 June 2025:$ 2,704,412)

[(b)] The expenses balance is inclusive of depreciation of $325,466 (31 December 2024: $1,227,784)

For personal use only

7. Investment in joint venture (continued)

Name of operation	Principal activity	Interest	
		31 December 2025 %	30 June 2025 %
ACN 630 589 507 Pty Ltd	Lithium-ion battery recycling IP	0	50

The Consolidated Entity's interest in assets employed in the above joint ventures is detailed below.

On 8 December 2022, Neometals issued a 50% equity interest in battery recycling IP holding company, ACN 630 589 507 Pty Ltd ("ACN 630"), to SMS group GmbH on an unconditional basis. As a result of this, ACN 630 left the Neometals consolidated Group, due to a loss of control event. The asset was held for sale as at 30 June 2025 and the sale was completed in September 2025.

Summarised financial information for the joint venture:	31 December 2025 $	30 June 2025 $
Opening balance of investment in joint venture	**167,889**	**69,714**
Capital contributions	-	120,000
Share of loss of joint venture recognised in profit or loss	(3,477)	(21,825)
Disposal of joint venture	164,412	-
Carrying value of investment in the joint venture	**-**	**167,889**

ACN 630 589 507 Pty Ltd Summary Balance Sheet	31 August 2025 $	30 June 2025 $
Current assets	63,031	89,298
Non-current assets	485,656	473,398
Current liabilities	(579,489)	(596,545)
Non-current liabilities	-	-

ACN 630 589 507 Pty Ltd Summary Profit and Loss	31 August 2025 $	31 December 2024 $
Revenue	-	-
Expenses	(6,954)	(8,169)
Loss from continuing operations	**(6,954)**	**(8,169)**
Share of loss of joint venture recognised in profit or loss	**(3,477)**	**(4,086)**

For personal use only

7. Investment in joint venture (continued)

Name of operation	Principal activity	Interest	
		31 December 2025 %	30 June 2025 %
Reed Advanced Materials Pty Ltd[(iii)]	Evaluation of lithium hydroxide process	70	70

The above joint venture is accounted for using the equity method in this consolidated financial report.

(i) Reed Advanced Materials Pty Ltd (RAM)

On 6 October 2015 Neometals and Process Minerals International Pty Ltd (PMI) entered into a shareholders agreement for the purposes of establishing and operating a joint venture arrangement through RAM to operate a business of researching, designing and developing the capabilities and technology relating to the processing of lithium hydroxide. Following the execution of the shareholders agreement RAM was held 70:30 between Neometals and PMI.

Summarised financial information for the joint venture:	31 December 2025 $	30 June 2025 $
Carrying value of investment in the joint venture	1	1
Opening loan to joint venture	-	-
Loan to joint venture during the period	140,000	-
Impairment of loan to joint venture	(140,000)	-
Closing loan to joint venture	-	-
Share of loss of joint venture not recognised in profit or loss	(225,877)	(511,136)

Reed Advanced Materials Pty Ltd Summary Balance Sheet	31 December 2025 $	30 June 2025 $
Current assets	530,091	733,938
Non-current assets	748,666	718,246
Current liabilities	(8,003,849)	(7,802,755)
Non-current liabilities	-	-

Reed Advanced Materials Pty Ltd Summary Profit and Loss	31 December 2025 $	31 December 2024 $
Revenue	-	-
Expenses	(322,682)	(501,014)
Loss from continuing operations	**(322,682)**	**(501,014)**
Share of loss of joint venture not recognised in profit or loss	**(225,877)**	**(350,710)**

For personal use only

8. Other financial assets

	31 December 2025 $	30 June 2025 $
Current		
Financial assets measured at FVTPL[(i)]	10,908	87,354
Term deposits	161,781	161,781
Other	29,110	58,221
Total Current	**201,799**	**307,356**
Non-current		
Financial assets measured at FVTPL[(ii)]	518,017	971,365
Convertible note measured at FVTPL [(iii)]	747,049	763,359
Rental bond term deposit	125,712	125,711
Total non-current	**1,390,778**	**1,860,435**
Total	**1,592,577**	**2,167,791**

(i) The Group holds an investment in a listed entity share which is held for trading. Financial assets at FVTPL are measured at fair value at the end of each reporting period, with any fair value gains or losses recognised in profit or loss. The valuation technique and key inputs used to determine the fair value are quoted bid prices in an active market.

(ii) The Group has invested in a portfolio of non-listed shares which are not actively traded. As (unadjusted) quoted prices in active markets are unavailable, consideration is given to precedent transactions involving the sale of the relevant company's shares, as a basis to assess the value of the equity investment. Neometals will continue to monitor each the company's progress and assess whether impairment reversals may occur in future reporting periods.

(iii) The Group has invested US$500,000 in a financing round for private US start up, Tyfast Energy Corp (Tyfast). The investment is by way of convertible note providing the Group with the ability to obtain a minority equity stake in Tyfast.

9. Share capital

During the half-year reporting period, Neometals Ltd issued the following share capital:

1,066,459 ordinary shares to Non-executive Directors following the vesting and exercise of performance rights pursuant to the Neometals Ltd performance rights plan (2024: 821,269).

For personal use only

9. Share capital (continued)

	31 December 2025 $	30 June 2025 $
770,491,543 fully paid ordinary shares (30 June 2025: 769,425,084)	170,499,736	170,405,974

	31 December 2025		30 June 2025	
	No.	$	No.	$
Fully paid ordinary shares				
Balance at beginning of financial year	769,425,084	170,405,974	622,810,316	158,706,319
Capital raising	-	-	145,793,499	11,609,714
Other share based payments	1,066,459	95,000	821,269	368,578
Share issue costs	-	(1,238)	-	(278,637)
Balance at the end of the financial year	**770,491,543**	**170,499,736**	**769,425,084**	**170,405,974**

Fully paid ordinary shares carry one vote per share and carry the right to dividends.

Share options

During the 6 months to 31 December 2025 no share options over the Company's ordinary shares were issued during the reporting period (2024: Nil).

Performance rights

During the 6 months to 31 December 2025 the Company issued 15,576,412 performance rights to Neometals employees, consultants and Non-executive Directors (2024: 9,124,279) for nil cash consideration. These performance rights may result in the issue of a total of 15,576,412 shares if the applicable vesting and performance criteria are satisfied over the vesting period.

During the 6 months to 31 December 2025 Nil performance rights were cancelled or lapsed relating to Neometals employees (2024: 1,428,586).

Performance rights were priced using a Monte Carlo pricing model. Where relevant, the expected life used in the model has been adjusted based on management's best estimate for the effects of non-transferability, exercise restrictions (including the probability of meeting market conditions attached to the performance rights), and behavioural considerations. The following assumptions were used for the valuation of performance rights issued:

Valuation date	11 September 2025
Vesting date	30 June 2028 and/or 31 December 2028
Share price	$0.049
Expected volatility	69%
Expected life	2.81 – 3.31 years
Risk-free rate	3.39% - 3.43%
Expected dividend yields	0.00%

For personal use only

For personal use only

10. Reserves

	31 December 2025 $	30 June 2025 $
Share based payments reserve:		
Balance at the beginning of the financial year	1,332,685	2,290,951
Increase/ (Decrease) in share based payments	372,177	859132
Amounts transferred to share capital on exercise	(95,000)	(368,578)
Performance Rights cancellation	-	(1,448,820)
Balance at the end of the financial year	**1,609,862**	**1,332,685**
Other reserve:		
Balance at the beginning of the financial year	1,006,518	-
Increase / (decrease) in foreign exchange translation reserve [(i)]	132,040	(429,129)
Adjustment arising from change in non-controlling interest	-	1,435,647
Balance at the end of the financial year	**1,138,558**	**1,006,518**
Total Reserves	**2,748,420**	**2,339,203**

i) Foreign currency translation differences of $132,040 were recognised in the translation reserve. No shares were issued in respect of these amounts and the Group's ownership interest in RISAB remained unchanged.

11. Loss per share

	31 December 2025 Cents per share	31 December 2024 Cents per share
Basic loss per share:		
Continuing operations	(0.88)	(1.27)
Continuing and discontinued operations	(0.06)	(1.62)
Diluted loss per share:		
Continuing operations	(0.88)	(1.27)
Continuing and discontinued operations	(0.06)	(1.62)

Basic and diluted loss per share

The loss and weighted average number of ordinary shares used in the calculation of basic and diluted loss per share are as follows:

Loss [(a)]	31 December 2025 $	31 December 2024 $
Continuing operations	(6,770,875)	(8,914,306)
Continuing and discontinued operations	(469,053)	(11,389,425)
	No.	**No.**
Weighted average number of ordinary shares for the purpose of basic loss per share	770,357,507	702,291,605
Weighted average number of ordinary shares for the purpose of diluted loss per share	779,908,125	702,291,605

(a) Loss used in the calculation of loss per share reconciles to loss for the period.

For personal use only

12. Commitments

(a) Exploration and evaluation commitments

Tenement commitments for the Group total $645,372 as at 31 December 2025 (2024: $722,486).

13. Financial Liabilities

On 22 December 2025, Neometals Ltd announced that EIT Raw Materials GmbH executed a project agreement with Novana Oy, a wholly owned subsidiary of Recycling Industries Scandinavia AB, to provide additional funding of €1.5 million (approximately A$2.7 million) to support agreed technical and commercial work programs for the Vanadium Recovery Project in Finland.

The funding is contingent upon the application of funds to specified activities and the achievement of defined technical and commercial milestones. As these performance conditions had not been satisfied as at 31 December 2025, the Company has not recognised the funding as income. Accordingly, the amount receivable of €1.2 million (approximately A$2.1 million) has been recognised as a financial liability (deferred grant funding) in the statement of financial position. No grant income has been recognised in profit or loss during the period.

	31 December 2025 $	30 June 2025 $
Grant Funding – Financial Liability:		
Balance at the beginning of the financial year	-	-
Grant funding received	-	-
Grant funding receivable	2,103,787	-
Grant income recognised	-	-
Closing deferred grant liability	**2,103,787**	**-**

14. Contingent liabilities

In September 2024, proceedings were commenced against the Company in the Federal Court by a former executive, alleging detrimental actions by the Company in connection with his redundancy. The claims were entirely dismissed by the Court, which also subsequently made related costs orders in the Company's favour.

The former executive appealed the primary decision, and the Full Federal Court heard the appeal in November 2025 and reserved its decision. The Company is therefore currently unable to reliably assess either the likelihood or the amount of any potential financial liability.

For personal use only

15. Leases

Leasing arrangements

Leases relate to the lease of commercial premises in West Perth, Welshpool, and a photocopier. The lease agreement for the Company's West Perth premises was renewed until 31 October 2026. A lease was entered into in June 2023 for another floor in the West Perth office until 30 June 2026. The Welshpool lease expired in February 2023 and was renewed until February 2026. The commitments are based on the fixed monthly lease payment. The lease of a photocopier is for a period of 48 months expiring in June 2027. On 1 January 2022, Recycling Industries Scandinavia AB (RISAB) entered into a land lease agreement with the Port of Pori until 31 December 2035, which has been included due to the consolidation of RISAB, since Neometals Ltd has control of RISAB. The right of use asset related to this land use/lease agreement has been impaired.

	31 December 2025		
Right-of-use assets	**Land & Buildings**	**Equipment**	**Total**
	$	**$**	**$**
Cost	4,585,821	14,359	4,600,180
Reduction	(3,473)	-	(3,473)
Accumulated Depreciation	(1,666,503)	(8,974)	(1,675,477)
Reclassified under Other financial assets	(29,110)	-	(29,110)
Impairment	(2,766,774)	-	(2,766,774)
Carrying Amount	**119,961**	**5,385**	**125,346**
Lease liability	**Land & Buildings**	**Equipment**	**Total**
	$	**$**	**$**
Current	296,629	3,864	300,493
Non-current	3,948,180	2,048	3,950,228
Total	**4,244,809**	**5,912**	**4,250,721**

	30 June 2025		
Right-of-use assets	**Land & Buildings**	**Equipment**	**Total**
	$	**$**	**$**
Cost	4,265,754	14,359	4,280,113
Additions	320,067	-	320,067
Accumulated Depreciation	(1,521,917)	(7,179)	(1,529,096)
Reclassified under Other financial assets	(58,221)	-	(58,221)
Impairment	(2,766,774)	-	(2,766,774)
Carrying Amount	**238,909**	**7,180**	**246,089**
Lease liability	**Land & Buildings**	**Equipment**	**Total**
	$	**$**	**$**
Current	402,178	3,718	405,896
Non-current	4,093,024	4,017	4,097,041
Total	**4,495,201**	**7,735**	**4,502,936**

15. Leases (continued)

	31 December 2025 $	31 December 2024 $
Amounts recognised in profit and loss		
Depreciation expense on right-of-use asset	146,382	105,094
Interest expense on lease liabilities	160,037	152,573
	306,419	**257,667**

16. Events subsequent to balance date

On 13 February 2026, Neometals announced a litigation update regarding legal proceedings commenced by Murray Ward and his associated company, Roseland Capital Pty Ltd ("Ward Parties") against Neometals in the Supreme Court of Western Australia (CIV 2016 of 2020) ("Proceedings"). Neometals advised that it had entered into a deed of settlement with the Ward Parties in full and final settlement of the Proceedings for a cash payment of A$1 million to the Ward Parties, which was funded by way of a A$200,000 insurance coverage amount and Neometals' existing cash resources. The amount of $800,000 has been provided for within the Consolidated Financial Statements.

Other than stated above, no matters or circumstances have arisen since the end of the period that have significantly affected, or may significantly affect the operations or state of affairs of the Group in subsequent periods.

For personal use only