

Golden Globe Resources Limited

ABN 13 169 640 144

Interim Report - 31 December 2025

For personal use only

Golden Globe Resources Limited
Corporate directory
31 December 2025

| | |
|------------------------|--|
| Directors | Robert Patrick Highsmith Colin McMillan Raymond Raad |
| Company secretary | Anthony Rule and Anshu Raghuvanshi |
| Auditor | PKF (NS) Audit & Assurance Limited Partnership |
| Solicitors | Thomson Geer |
| Bankers | Commonwealth Bank of Australia |
| Stock exchange listing | Golden Globe Resources Limited shares are listed on the Australian Securities Exchange (ASX code: GGR) |

For personal use only

Golden Globe Resources Limited
Directors' report
31 December 2025

The directors present their report, together with the financial statements, on the consolidated entity (referred to hereafter as the 'Group') consisting of Golden Globe Resources Limited (referred to hereafter as the 'Company' or 'parent entity') and the entities it controlled at the end of, or during, the half-year ended 31 December 2025.

Directors

The following persons were directors of Golden Globe Resources Limited during the whole of the financial half-year and up to the date of this report, unless otherwise stated:

Robert Patrick Highsmith
Colin McMillan
Raymond Raad

Company secretary

The following persons / entities acted as the company secretary of Golden Globe Resources Limited during the whole of the financial half-year and up to the date of this report, unless otherwise stated:

| | |
|-------------------|---|
| Automic Group | (Resigned 3 November 2025) |
| Terry Grace | (Appointed 3 November 2025, Resigned 2 December 2025) |
| Anthony Rule | (Appointed 2 December 2025, Joint Company Secretary effective from 19 January 2026) |
| Anshu Raghuvanshi | (Appointed Joint Company Secretary 19 January 2026) |

Principal activities

During the financial half-year the principal continuing activities of the Group consisted of gold and copper exploration and evaluation on the following major projects:

- Dooloo Creek project comprising two tenements in Queensland (EPM 15343 and EPM 27728);
- Alma project comprising a single tenement in Queensland (EPM 27722); and
- Neila Creek project comprising a single tenement in New South Wales (EL 8864).

No significant change in the nature of these activities occurred during the year.

Review of operations

The loss for the Group after providing for income tax amounted to \$1,233,098 (31 December 2024: \$135,379).

Golden Globe Resources Limited is an ASX-listed Gold and Copper exploration company which holds three Projects, located in Australia, Figure 1:

For personal use only

For personal use only

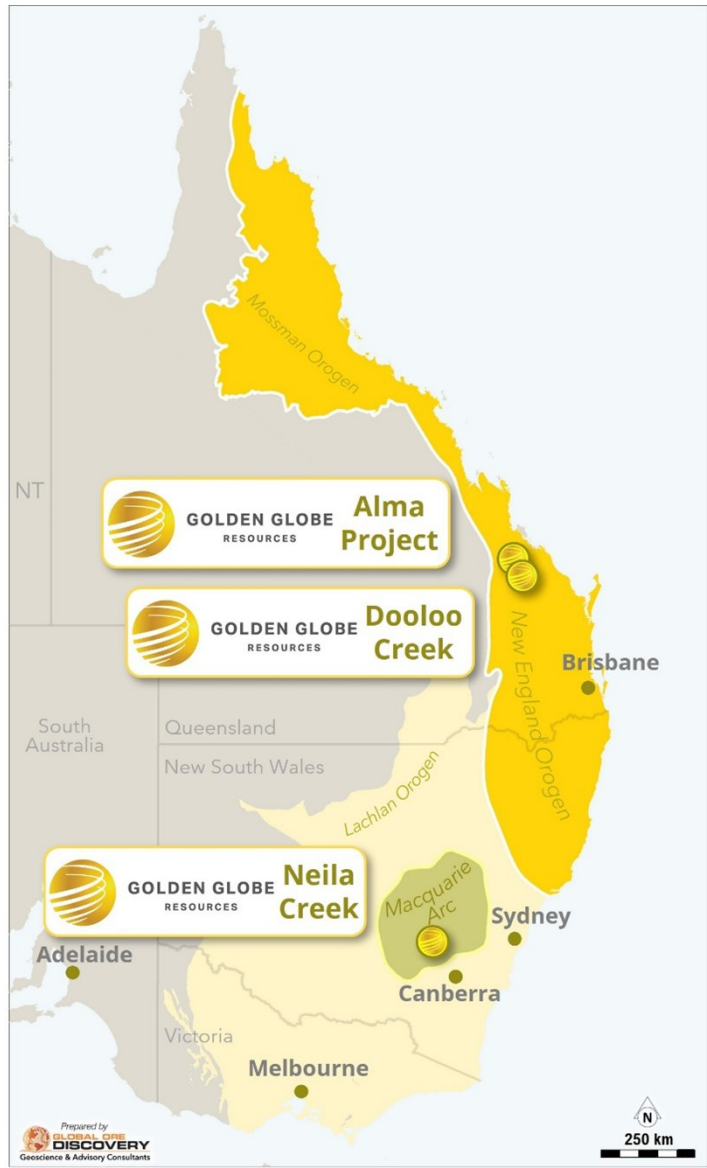


Figure 1: Project locations

Ownership and Permitting

The Company has acquired a 100% legal and/or beneficial interest in 3 granted tenements in Queensland and has completed a Joint Venture Agreement with ARGODATA to earn up to a 90% interest in a granted tenement in New South Wales.

During the half-year reporting period, the Company has conducted ongoing submittal of routine compliance reports including the required relinquishment and renewal application to the Queensland Department of Environment, Tourism, Science and Innovation (DETSI) for the Alma tenement EPM27722, being submitted in December 2025 with approval expected in January 2026.

| Tenement | Type | Status | Expiry | Area (km ²) |
|-----------------------------|---------------------|---------|-------------|-------------------------|
| Dooloo Creek Project | | | | |
| EPM 15343 | Exploration Licence | Granted | 20 Jun 2029 | 21.82 |
| EPM 27728 | Exploration Licence | Granted | 28 Jul 2026 | 56.12 |
| Alma Project | | | | |
| EPM 27722 | Exploration Licence | Granted | 21 Dec 2025 | 294.6 |
| Neila Creek Project | | | | |
| EL 8864 | Exploration Licence | Granted | 17 Jun 2027 | 42.73 |

Farm-In Agreement

By the end of the half-year period, the Company had completed a Farm-In and Joint Venture agreement to obtain exclusive access to the Neural Network process, a proprietary database developed by BWG Mining (now known as ARGODATA).

This process involves the use of Artificial Intelligence to generate exploration targets based on the processing of available data across the eastern portion of the Lachlan Fold Belt and considered to be a significant exploration tool for the Company's ongoing target generation and development process. The Neila Creek Farm-In Joint Venture Agreement was concluded on the 22 December 2025.

Exploration

Dooloo Creek Project, Queensland; EPM 15343 & EPM 27728

During the half-year reporting period, the Company had commenced exploration activities at the 100% owned Dooloo Creek project in the New England Orogen of southeast Queensland. Diamond drilling commenced on 9 December 2025 on hole NG001 at the Northern Gold Prospect. By the 19 December, the drill hole had reached a depth of 196m prior to a Christmas / New Year break, with drilling scheduled to resume on the 5 January 2026. No samples had been submitted by the end of the Half-Year reporting period.

The Dooloo Creek project area, covering about 78 square km, has an extensive exploration database with around 9,100 metres of drilling in 57 holes, of which approximately 4,000 metres were drilled by the Company. Historic drilling revealed widespread gold and copper anomalies, including high-grade zones over significant widths.

The Northern Gold Prospect remains largely undrilled and is seen as a promising exploration target. The Eastern Breccia Prospect will be tested after NG001 is finished.

During the reporting period, the Company introduced an updated exploration model for Dooloo Creek, informed by a comprehensive re-interpretation of geological, geochemical, and geophysical data. This model integrates results from rock-chip sampling, including notable gold assays of 28.8g/t at Northern Gold and 51.7g/t at Eastern Breccia, and is intended to facilitate the interpretation of high-grade mineralisation and geochemical zonation observed throughout the project to date.

Figure 2 shows the relationship of the rock-chip sampling conducted and the planned drilling at Northern Gold and Eastern Breccia while Figure 4 shows the location of both the Dooloo Creek and Alma tenements in Queensland:

For personal use only

For personal use only

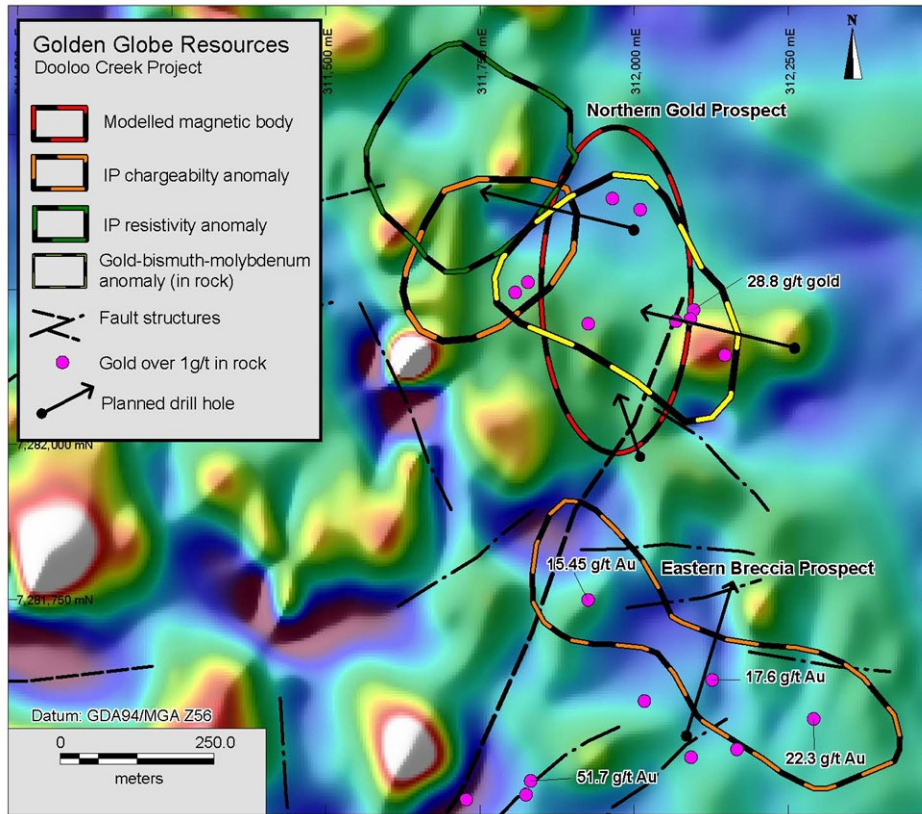


Figure 2. Rock-chip sample and proposed drill hole locations at Northern Gold and Eastern Breccia Prospects shown over Magnetic RTP image with IP chargeability and resistivity model outlines.

Neila Creek Project, New South Wales; EL8864

Drilling at the Company's Neila Creek project in the Lachlan Fold Belt will begin in early Q1 2026. During the half-year, only initial site access, preparation, and drill hole location marking took place.

Three initial diamond drill holes, each about 400–500 metres deep, will test for an intrusive-related gold and copper system suggested by historic mining and a proprietary AI model available through the ARGODATA Farm-In Joint Venture.

Figure 3 shows the location of the Neila Creek tenement in New South Wales.

The Company anticipates commencing the initial drilling phase, highlighting that no prior diamond drilling has occurred within this approximately 43 square kilometre project area. The objective is to generate directional indicators toward the modelled gold and copper system at moderate depths beneath the surface-exposed and interpreted mineralisation.

For personal use only

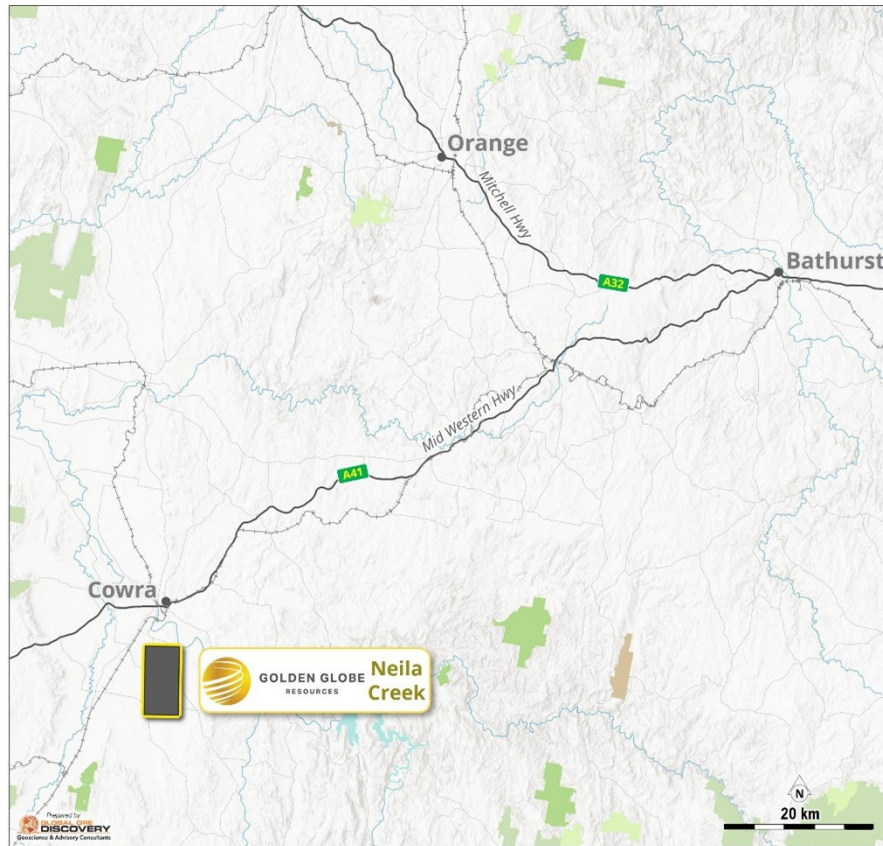


Figure 3. Neila creek tenement EL8864 location.

Alma Project; EPM 27722

The Alma Project in Queensland is situated within a highly prospective and largely underexplored area approximately 15 km south of the historic Mount Morgan mine. According to the Company's Prospectus, several gold and copper targets were delineated based on preliminary geochemical sampling of stream sediments and soils throughout the extensive tenement, which covered approximately 295 square kilometers prior to relinquishment.

No exploration occurred for the Alma Project during the reporting period. A required 50% relinquishment was completed before 21 December 2025. The Company plans to start exploration with a desk-top review of primary targets in Queensland, aiming for fieldwork to begin in the second half of 2026. This review began during the half-year period following the relinquishment.

Figure 4 shows the location of the Alma and Dooloo Creek tenements in Queensland.

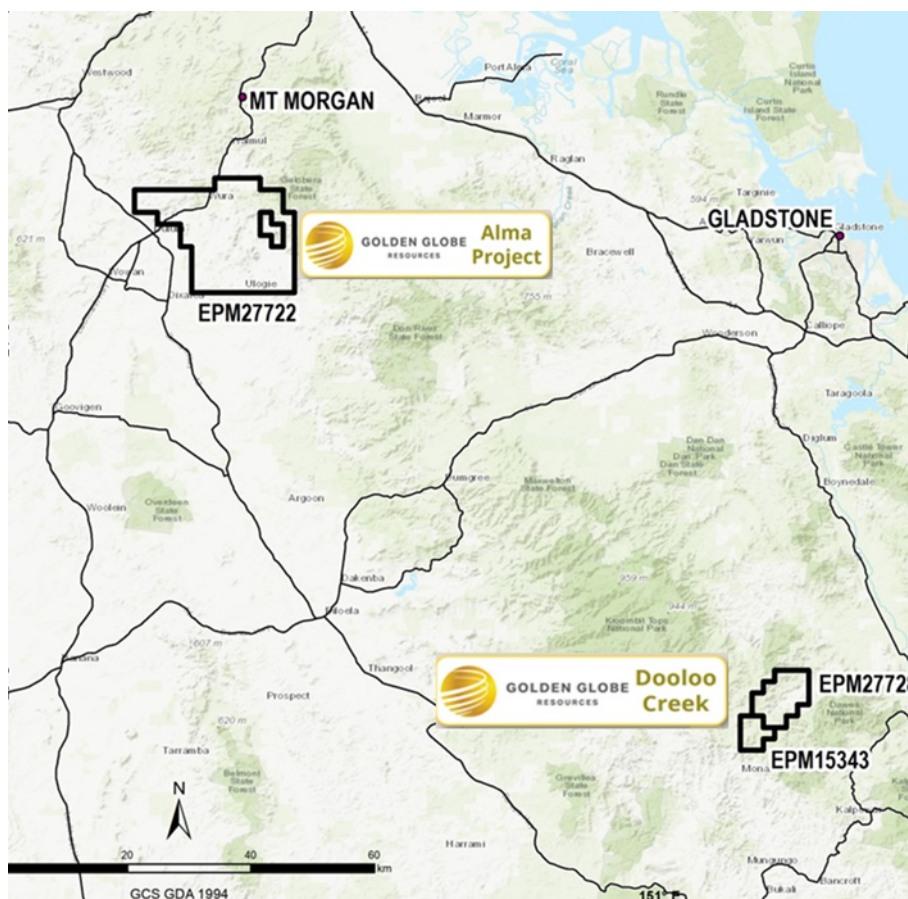


Figure 4. Alma tenement EPM27722 and Dooloo Creek tenement EPM27728 & EPM15343 locations.

Competent Persons Declaration

The information included in the report that relates to Exploration is a fair representation of available information compiled by Colin McMillan B.Sc., MAusIMM, a competent person who is a Member of the Australian Institute of Mining and Metallurgy. Colin McMillan is employed by the Company as Managing Director & CEO and has been Head of Geology for the Company. Colin McMillan has sufficient experience that is relevant to the style of mineralisation and type of deposits under consideration and to the activities being undertaken, to qualify as a Competent Person as defined in the 2012 edition of the Australasian Code of Reporting of Exploration Results, Mineral Resources and Ore Reserves. Colin McMillan consents to the inclusion in this report of the matters based on his work in the form and context in which it appears.

Significant changes in the state of affairs

The Company successfully completed its Initial Public Offering (IPO) subscription process, having reached the maximum subscription amount of \$8.5m. The Company commenced trading on the ASX from 31 October 2025.

There were no other significant changes in the state of affairs of the Group during the financial half-year.

Matters subsequent to the end of the financial half-year

The Group cancelled 750,000 vested share options on the 3rd of March 2026.

No other matter or circumstance has arisen since 31 December 2025 that has significantly affected, or may significantly affect the Group's operations, the results of those operations, or the Group's state of affairs in future financial years.

Dividends

There were no dividends paid, recommended or declared during the current or previous financial period.

Share options

Unissued ordinary shares of the Company under option at the date of this report are as follows:

Golden Globe Resources Limited
Directors' report
31 December 2025

| Grant date | Expiry date | Exercise price | Balance at the start of the period | Granted | Exercised | Expired / forfeited / other | Balance at the end of the period |
|------------|-------------|----------------|------------------------------------|-------------------|-----------|-----------------------------|----------------------------------|
| 18/02/2025 | 30/10/2027 | 0.30 | 800,000 | - | - | - | 800,000 |
| 15/04/2025 | 30/10/2027 | 0.30 | 3,300,000 | - | - | - | 3,300,000 |
| 06/05/2025 | 30/10/2027 | 0.25 | 1,000,000 | - | - | - | 1,000,000 |
| 06/05/2025 | 30/10/2027 | 0.25 | 250,000 | - | - | - | 250,000 |
| 06/05/2025 | 30/10/2027 | 0.30 | 2,000,000 | - | - | - | 2,000,000 |
| 06/05/2025 | 30/10/2029 | 0.40 | 5,000,000 | - | - | (1,000,000) | 4,000,000 |
| 06/05/2025 | 30/10/2029 | 0.60 | 5,500,000 | - | - | (1,000,000) | 4,500,000 |
| 06/05/2025 | 30/10/2029 | 1.00 | 10,000,000 | - | - | (2,000,000) | 8,000,000 |
| 21/07/2025 | 30/10/2027 | 0.30 | - | 1,000,000 | - | - | 1,000,000 |
| 28/07/2025 | 30/10/2027 | 0.30 | - | 300,000 | - | - | 300,000 |
| 31/10/2025 | 30/10/2027 | 0.30 | - | 10,625,002 | - | - | 10,625,002 |
| 31/10/2025 | 30/10/2028 | 0.30 | - | 2,100,363 | - | - | 2,100,363 |
| 31/10/2025 | 30/10/2028 | 0.40 | - | 2,100,363 | - | - | 2,100,363 |
| | | | <u>27,850,000</u> | <u>16,125,728</u> | <u>-</u> | <u>(4,000,000)</u> | <u>39,975,728</u> |

Environmental issues

The Group's exploration and evaluation activities are subject to environmental regulation. The Directors confirm that the Group has complied with all applicable environmental laws and regulations and are not aware of any instances of non-compliance as at the date of this report.

Auditor's independence declaration

A copy of the auditor's independence declaration as required under section 307C of the Corporations Act 2001 is set out immediately after this directors' report.

This report is made in accordance with a resolution of directors, pursuant to section 306(3)(a) of the Corporations Act 2001.

On behalf of the directors



Colin McMillan
 Director

12 March 2026
 Sydney

For personal use only



PKF(NS) Audit & Assurance Limited Partnership

ABN 91 850 861 839

755 Hunter Street, Newcastle West NSW 2302

Level 8, 1 O'Connell Street, Sydney NSW 2000

Newcastle T: +61 2 4962 2688 F: +61 2 4962 3245

Sydney T: +61 2 8346 6000 F: +61 2 8346 6099

info@pkf.com.au

www.pkf.com.au

Auditors' Independence Declaration under Section 307C of the Corporations Act 2001 to the Directors of Golden Globe Resources Ltd

I declare that, to the best of my knowledge and belief, during the half year ended 31 December 2025, there have been:

- (i) no contraventions of the auditor independence requirements as set out in the *Corporations Act 2001* in relation to the review; and
- (ii) no contraventions of any applicable code of professional conduct in relation to the review.

PKF

PKF

STobutt

SCOTT TOBUTT
PARTNER

12 MARCH 2026
SYDNEY, NSW

Golden Globe Resources Limited

Contents

31 December 2025

| | |
|--|----|
| Consolidated statement of profit or loss and other comprehensive income | 11 |
| Consolidated statement of financial position | 12 |
| Consolidated statement of changes in equity | 13 |
| Consolidated statement of cash flows | 14 |
| Notes to the consolidated financial statements | 15 |
| Directors' declaration | 18 |
| Independent auditor's review report to the members of Golden Globe Resources Limited | 19 |

General information

The financial statements cover Golden Globe Resources Limited (the Company) and the entities it controlled at the end of, or during, the half-year (the Group).

The financial statements are presented in Australian dollars, which is Golden Globe Resources Limited's functional and presentation currency.

Golden Globe Resources Limited is a listed public company limited by shares, incorporated and domiciled in Australia. Its registered office and principal place of business is Level 16, 101 Miller Street, North Sydney NSW 2060.

A description of the nature of the Group's operations and its principal activities are included in the directors' report, which is not part of the financial statements.

The financial statements were authorised for issue, in accordance with a resolution of directors, on 12 March 2026.

For personal use only

Golden Globe Resources Limited
Consolidated statement of profit or loss and other comprehensive income
For the half-year ended 31 December 2025

| | Note | Consolidated | Consolidated |
|---|-------------|---------------------|---------------------|
| | | 31 Dec 2025 | 31 Dec 2024 |
| | | \$ | \$ |
| Revenue and other income | | | |
| Other income | | 20,598 | - |
| Unrealised gain on financial assets | | 50,000 | - |
| Expenses | | | |
| Employee benefits | | (232,054) | (16,500) |
| Share-based payments | | (94,037) | - |
| Exploration costs | | - | (8,166) |
| Finance costs | | (3,199) | (53) |
| Professional and advisory fees | | (442,715) | (95,411) |
| IPO options expense | | (204,785) | - |
| Other expenses | | (326,906) | (15,249) |
| Loss before income tax expense | | (1,233,098) | (135,379) |
| Income tax expense | | - | - |
| Loss after income tax expense for the half-year attributable to the owners of Golden Globe Resources Limited | | (1,233,098) | (135,379) |
| Other comprehensive income for the half-year, net of tax | | - | - |
| Total comprehensive income for the half-year attributable to the owners of Golden Globe Resources Limited | | (1,233,098) | (135,379) |
| | | Cents | Cents |
| Earnings per share for loss attributable to the owners of Golden Globe Resources Limited | | | |
| Basic earnings per share | 7 | (1.26) | (0.07) |
| Diluted earnings per share | 7 | (1.26) | (0.07) |

The above consolidated statement of profit or loss and other comprehensive income should be read in conjunction with the accompanying notes

For personal use only

Golden Globe Resources Limited
Consolidated statement of financial position
As at 31 December 2025

| | | Consolidated | |
|----------------------------------|-------------|---------------------|--------------------|
| | Note | 31 Dec 2025 | 30 Jun 2025 |
| | | \$ | \$ |
| Assets | | | |
| Current assets | | | |
| Cash and cash equivalents | | 6,440,390 | 261,652 |
| Trade and other receivables | | 160,073 | 94,621 |
| Other assets | | 8,332 | - |
| Total current assets | | <u>6,608,795</u> | <u>356,273</u> |
| Non-current assets | | | |
| Other financial assets | 2 | 239,000 | 189,000 |
| Property, plant and equipment | | 6,116 | - |
| Exploration and evaluation | 3 | 2,291,224 | 2,008,110 |
| Total non-current assets | | <u>2,536,340</u> | <u>2,197,110</u> |
| Total assets | | <u>9,145,135</u> | <u>2,553,383</u> |
| Liabilities | | | |
| Current liabilities | | | |
| Trade and other payables | | 485,387 | 988,379 |
| Financial liabilities | | - | 389,856 |
| Provisions | | 29,858 | - |
| Total current liabilities | | <u>515,245</u> | <u>1,378,235</u> |
| Total liabilities | | <u>515,245</u> | <u>1,378,235</u> |
| Net assets | | <u>8,629,890</u> | <u>1,175,148</u> |
| Equity | | | |
| Issued capital | 4 | 15,997,317 | 8,684,334 |
| Reserves | 5 | 1,920,943 | 546,086 |
| Accumulated losses | | <u>(9,288,370)</u> | <u>(8,055,272)</u> |
| Total equity | | <u>8,629,890</u> | <u>1,175,148</u> |

The above consolidated statement of financial position should be read in conjunction with the accompanying notes

Golden Globe Resources Limited
Consolidated statement of changes in equity
For the half-year ended 31 December 2025

| Consolidated | Issued capital \$ | Reserves \$ | Accumulated losses \$ | Total equity \$ |
|--|-----------------------------|-----------------------|---------------------------------|---------------------------|
| Balance at 1 July 2024 | 7,916,666 | - | (6,246,419) | 1,670,247 |
| Loss after income tax expense for the half-year | - | - | (135,379) | (135,379) |
| Other comprehensive income for the half-year, net of tax | - | - | - | - |
| Total comprehensive income for the half-year | - | - | (135,379) | (135,379) |
| <i>Transactions with owners in their capacity as owners:</i> | | | | |
| Ordinary shares issued as settlement of fees payable | 187,600 | - | - | 187,600 |
| Conversion of loan for IPO funding to equity | 10,000 | - | - | 10,000 |
| Balance at 31 December 2024 | <u>8,114,266</u> | <u>-</u> | <u>(6,381,798)</u> | <u>1,732,468</u> |

| Consolidated | Issued capital \$ | Reserves \$ | Accumulated losses \$ | Total equity \$ |
|--|-----------------------------|-----------------------|---------------------------------|---------------------------|
| Balance at 1 July 2025 | 8,684,334 | 546,086 | (8,055,272) | 1,175,148 |
| Loss after income tax expense for the half-year | - | - | (1,233,098) | (1,233,098) |
| Other comprehensive income for the half-year, net of tax | - | - | - | - |
| Total comprehensive income for the half-year | - | - | (1,233,098) | (1,233,098) |
| <i>Transactions with owners in their capacity as owners:</i> | | | | |
| Contributions of equity, net of transaction costs (note 4) | 7,312,983 | 1,280,820 | - | 8,593,803 |
| Share-based payments expense | - | 94,037 | - | 94,037 |
| Balance at 31 December 2025 | <u>15,997,317</u> | <u>1,920,943</u> | <u>(9,288,370)</u> | <u>8,629,890</u> |

For personal use only

The above consolidated statement of changes in equity should be read in conjunction with the accompanying notes

Golden Globe Resources Limited
Consolidated statement of cash flows
For the half-year ended 31 December 2025

| | Note | Consolidated | 31 Dec 2024 |
|---|-------------|---------------------|--------------------|
| | | 31 Dec 2025 | 31 Dec 2024 |
| | | \$ | \$ |
| Cash flows from operating activities | | | |
| Payments to suppliers (inclusive of GST) | | (1,479,029) | (12,771) |
| Net cash used in operating activities | | (1,479,029) | (12,771) |
| Cash flows from investing activities | | | |
| Payments for property, plant and equipment | | (6,118) | - |
| Payments for exploration and evaluation | 3 | (335,276) | (2,035) |
| Net cash used in investing activities | | (341,394) | (2,035) |
| Cash flows from financing activities | | | |
| Proceeds from issue of shares and options | | 8,239,464 | - |
| Proceeds from borrowings | | - | 13,707 |
| Repayment of borrowings | | (240,303) | - |
| Net cash from financing activities | | 7,999,161 | 13,707 |
| Net increase/(decrease) in cash and cash equivalents | | 6,178,738 | (1,099) |
| Cash and cash equivalents at the beginning of the financial half-year | | 261,652 | 1,361 |
| Cash and cash equivalents at the end of the financial half-year | | <u>6,440,390</u> | <u>262</u> |

The above consolidated statement of cash flows should be read in conjunction with the accompanying notes

For personal use only

Note 1. Material accounting policy information

These general purpose financial statements for the interim half-year reporting period ended 31 December 2025 have been prepared in accordance with Australian Accounting Standard AASB 134 'Interim Financial Reporting' and the *Corporations Act 2001*, as appropriate for for-profit oriented entities. Compliance with AASB 134 ensures compliance with International Financial Reporting Standard IAS 34 'Interim Financial Reporting'.

These general purpose financial statements do not include all the notes of the type normally included in annual financial statements. Accordingly, these financial statements are to be read in conjunction with the annual report for the year ended 30 June 2025 and any public announcements made by the Company during the interim reporting period in accordance with the continuous disclosure requirements of the *Corporations Act 2001*.

The accounting policies adopted are consistent with those of the previous financial year and corresponding interim reporting period, unless otherwise stated.

New or amended Accounting Standards and Interpretations adopted

The Group has adopted all of the new or amended Accounting Standards and Interpretations issued by the Australian Accounting Standards Board ('AASB') that are mandatory for the current reporting period.

Any new or amended Accounting Standards or Interpretations that are not yet mandatory have not been early adopted.

Going concern

The consolidated financial statements have been prepared on a going concern basis, which contemplates the continuation of normal business operations and the realisation of assets and settlement of liabilities in the normal course of business.

During the period ended 31 December 2025, the Group incurred a net loss after tax of \$1,233,098 (31 December 2024: net loss of \$135,379) and had a net cash outflow from operating activities of \$1,479,029 (31 December 2024: net cash outflow of \$12,771).

The successful completion of the IPO provided the Group with additional funding to support its planned activities and mitigate the uncertainty previously identified. Accordingly, the Directors are satisfied that the Group will have sufficient funds to meet its obligations as and when they fall due and to continue its planned operations. On this basis, the financial statements have been prepared on a going concern basis.

Note 2. Other financial assets

| | Consolidated | |
|--|---------------------|--------------------|
| | 31 Dec 2025 | 30 Jun 2025 |
| | \$ | \$ |
| <i>Non-current assets at fair value through profit or loss</i> | | |
| Investment in New Generation Minerals Ltd | 57,000 | 114,000 |
| Investment in Life On Demand Pty Ltd | 20,000 | 20,000 |
| Investment in Greentech Minerals Ltd | 162,000 | 55,000 |
| | <u>239,000</u> | <u>189,000</u> |

Note 3. Exploration and evaluation

| | Consolidated | |
|---|---------------------|--------------------|
| | 31 Dec 2025 | 30 Jun 2025 |
| | \$ | \$ |
| <i>Non-current assets</i> | | |
| Exploration and evaluation assets - at cost | <u>2,291,224</u> | <u>2,008,110</u> |

For personal use only

Note 3. Exploration and evaluation (continued)

Reconciliations

Reconciliations of the written down values at the beginning and end of the current financial half-year are set out below:

| Consolidated | Alma \$ | Cowra \$ | Dooloo Creek \$ | Neila Creek \$ | Other exploration and evaluation \$ | Total \$ |
|-----------------------------|--------------------|---------------------|--------------------------------|---------------------------|--|---------------------|
| Balance at 1 July 2025 | - | 30,405 | 1,977,705 | - | - | 2,008,110 |
| Additions | 6,215 | - | 121,144 | 139,910 | 15,845 | 283,114 |
| Balance at 31 December 2025 | <u>6,215</u> | <u>30,405</u> | <u>2,098,849</u> | <u>139,910</u> | <u>15,845</u> | <u>2,291,224</u> |

Note 4. Issued capital

| | Consolidated | | | |
|------------------------------|-------------------------------|-------------------------------|---------------------------|---------------------------|
| | 31 Dec 2025 Shares | 30 Jun 2025 Shares | 31 Dec 2025 \$ | 30 Jun 2025 \$ |
| Ordinary shares - fully paid | <u>140,024,210</u> | <u>72,327,362</u> | <u>15,997,317</u> | <u>8,684,334</u> |

Movements in ordinary share capital

| Details | Date | Shares | Issue price | \$ |
|---|------------------|--------------------|--------------------|-------------------|
| Balance | 1 July 2025 | 72,327,362 | | 8,684,334 |
| Issue of shares for pre-IPO capital raise | 17 July 2025 | 1,000,000 | \$0.20 | 200,000 |
| Issue of shares for director fees | 27 July 2025 | 27,500 | \$0.20 | 5,500 |
| Issue of shares for settlement of loans | 28 July 2025 | 1,066,395 | \$0.20 | 213,279 |
| Issue of shares from IPO | 31 October 2025 | 65,602,953 | \$0.12 | 7,628,750 |
| Share issue costs | 31 October 2025 | - | | (734,546) |
| Balance | 31 December 2025 | <u>140,024,210</u> | | <u>15,997,317</u> |

Ordinary shares

Ordinary shares entitle the holder to participate in dividends and the proceeds on the winding up of the Company in proportion to the number of and amounts paid on the shares held. The fully paid ordinary shares have no par value and the Company does not have a limited amount of authorised capital.

On a show of hands every member present at a meeting in person or by proxy shall have one vote and upon a poll each share shall have one vote.

Note 5. Reserves

| | Consolidated | |
|------------------------------|---------------------------|---------------------------|
| | 31 Dec 2025 \$ | 30 Jun 2025 \$ |
| Share-based payments reserve | 640,123 | 546,086 |
| Options reserve | <u>1,280,820</u> | <u>-</u> |
| | <u>1,920,943</u> | <u>546,086</u> |

Share-based payments reserve

The reserve is used to recognise the value of equity benefits provided to employees and directors as part of their remuneration, and other parties as part of their compensation for services.

Note 5. Reserves (continued)

Options reserve

The reserve reflects the fair value of share options issued as part of the Company's initial public offering.

Set out below are summaries of options and rights for the period ended 31 December 2025:

| Grant date | Expiry date | Exercise price | Balance at the start of the period | Granted | Exercised | Expired / forfeited / other | Balance at the end of the period |
|------------|-------------|----------------|------------------------------------|-------------------|-----------|-----------------------------|----------------------------------|
| 18/02/2025 | 30/10/2027 | 0.30 | 800,000 | - | - | - | 800,000 |
| 15/04/2025 | 30/10/2027 | 0.30 | 3,300,000 | - | - | - | 3,300,000 |
| 06/05/2025 | 30/10/2027 | 0.25 | 1,000,000 | - | - | - | 1,000,000 |
| 06/05/2025 | 30/10/2027 | 0.25 | 250,000 | - | - | - | 250,000 |
| 06/05/2025 | 30/10/2027 | 0.30 | 2,000,000 | - | - | - | 2,000,000 |
| 06/05/2025 | 30/10/2029 | 0.40 | 5,000,000 | - | - | (1,000,000) | 4,000,000 |
| 06/05/2025 | 30/10/2029 | 0.60 | 5,500,000 | - | - | (1,000,000) | 4,500,000 |
| 06/05/2025 | 30/10/2029 | 1.00 | 10,000,000 | - | - | (2,000,000) | 8,000,000 |
| 21/07/2025 | 30/10/2027 | 0.30 | - | 1,000,000 | - | - | 1,000,000 |
| 28/07/2025 | 30/10/2027 | 0.30 | - | 300,000 | - | - | 300,000 |
| 31/10/2025 | 30/10/2027 | 0.30 | - | 10,625,002 | - | - | 10,625,002 |
| 31/10/2025 | 30/10/2028 | 0.30 | - | 2,100,363 | - | - | 2,100,363 |
| 31/10/2025 | 30/10/2028 | 0.40 | - | 2,100,363 | - | - | 2,100,363 |
| | | | <u>27,850,000</u> | <u>16,125,728</u> | <u>-</u> | <u>(4,000,000)</u> | <u>39,975,728</u> |

Note 6. Dividends

There were no dividends paid, recommended or declared during the current or previous financial half-year.

Note 7. Earnings per share

| | Consolidated | |
|---|---------------------|--------------------|
| | 31 Dec 2025 | 31 Dec 2024 |
| | \$ | \$ |
| Loss after income tax attributable to the owners of Golden Globe Resources Limited | <u>(1,233,098)</u> | <u>(135,379)</u> |
| | Number | Number |
| Weighted average number of ordinary shares used in calculating basic earnings per share | <u>97,597,751</u> | <u>181,050,268</u> |
| Weighted average number of ordinary shares used in calculating diluted earnings per share | <u>97,597,751</u> | <u>181,050,268</u> |
| | Cents | Cents |
| Basic earnings per share | (1.26) | (0.07) |
| Diluted earnings per share | (1.26) | (0.07) |

Note 8. Events after the reporting period

The Group cancelled 750,000 vested share options on the 3rd of March 2026.

No other matter or circumstance has arisen since 31 December 2025 that has significantly affected, or may significantly affect the Group's operations, the results of those operations, or the Group's state of affairs in future financial years.

For personal use only

Golden Globe Resources Limited
Directors' declaration
31 December 2025

In the directors' opinion:

- the attached financial statements and notes comply with the *Corporations Act 2001*, Australian Accounting Standard AASB 134 'Interim Financial Reporting', the Corporations Regulations 2001 and other mandatory professional reporting requirements;
- the attached financial statements and notes give a true and fair view of the Group's financial position as at 31 December 2025 and of its performance for the financial half-year ended on that date; and
- there are reasonable grounds to believe that the Group will be able to pay its debts as and when they become due and payable.

Signed in accordance with a resolution of directors made pursuant to section 303(5)(a) of the *Corporations Act 2001*.

On behalf of the directors



Colin McMillan
Director

12 March 2026
Sydney

For personal use only

INDEPENDENT AUDITOR'S REVIEW REPORT

TO THE MEMBERS OF GOLDEN GLOBE RESOURCES LTD

Report on the Half-Year Financial Report

Conclusion

We have reviewed the accompanying half-year financial report of Golden Globe Resources Ltd (the Company), which comprises the consolidated statement of financial position as at 31 December 2025, and the consolidated statement of profit or loss and other comprehensive income, consolidated statement of changes in equity and consolidated statement of cash flows for the half-year ended on that date, a statement of accounting policies, other selected explanatory notes, and the directors' declaration of the company and the consolidated entity comprising the Company and the entities it controlled at the year's end or from time to time during the financial year.

Based on our review, which is not an audit, we have not become aware of any matter that makes us believe that the half-year financial report of Golden Globe Resources Ltd is not in accordance with the Corporations Act 2001 including:

- (a) giving a true and fair view of the consolidated entity's financial position as at 31 December 2025, and of its financial performance for the half-year ended on that date; and
- (b) complying with the Australian Accounting Standard AASB 134 Interim Financial Reporting and the Corporations Regulations 2001.

Independence

In conducting our review, we have complied with the independence requirements of the Corporations Act 2001. In accordance with the Corporations Act 2001, we have given the directors of the Company a written Auditor's Independence Declaration.

Directors' Responsibility for the Half-Year Financial Report

The directors of the Company are responsible for the preparation of the half-year financial report that gives a true and fair view in accordance with the Australian Accounting Standards and the Corporations Regulations 2001 and for such internal control as the directors determine is necessary to enable the preparation of the half-year financial report that is free from material misstatement, whether due to fraud or error.



Auditor's Responsibility for the Review of the Half-Year Financial Report

Our responsibility is to express a conclusion on the half-year financial report based on our review. We conducted our review in accordance with Auditing Standard on Review Engagements ASRE 2410 *Review of a Financial Report Performed by the Independent Auditor of the Entity*, in order to state whether, on the basis of the procedures described, we have become aware of any matter that makes us believe that the half-year financial report is not in accordance with the Corporations Act 2001 including: giving a true and fair view of the consolidated entity's financial position as at 31 December 2025 and its performance for the half year ended on that date, and complying with Australian Accounting Standard AASB 134 Interim Financial Reporting and the Corporations Regulations 2001. As the auditor of Golden Globe Resources Ltd, ASRE 2410 requires that we comply with the ethical requirements relevant to the audit of the annual financial report.

A review of a half-year financial report consists of making enquiries, primarily of persons responsible for financial and accounting matters, and applying analytical and other review procedures. A review is substantially less in scope than an audit conducted in accordance with Australian Auditing Standards and consequently does not enable us to obtain assurance that we would become aware of all significant matters that might be identified in an audit. Accordingly, we do not express an audit opinion.

PKF

PKF

STobutt

SCOTT TOBUTT
PARTNER

12 MARCH 2026
SYDNEY, NSW

For personal use only