CYPRIUM
METALS LIMITED

For personal use only

UNLOCKING VALUE AT NIFTY COPPER COMPLEX

NEAR-TERM CATHODE PRODUCER

INVESTOR PRESENTATION | MARCH 2026

www.cypriummetals.com

ACCELERATION OF NIFTY COPPER COMPLEX RESTART

Executing at speed to capitalize on asymmetric opportunity

For personal use only

1 Nifty, a former prolific producer currently at midlife, is a company-making asset with brownfield advantages of cost, time and scale

- Early shutdown of SXEW left an **above-ground heap leach JORC resource** of 12.7Mt at 0.43% Cu with added potential from unclassified materials
- Closure and abandonment of high-grade underground mine left **surface-mineable reserve** of 83Mt at 0.9% Cu next to a 3.0Mtpa feed rate concentrator
- Continued investment over time maintained **key permits** and left serviceable camp, airstrip, infrastructure
- Two processing plants (cathode and concentrator) are fit for purpose and require refurbishment to operate

2 CYM are rapidly executing a very simple plan to bring Nifty back online

- Reprocess the heap leach pads for early cash flow
- Refurbish the concentrator, build new surface mine to access a 20+ year reserve
- Ultimately, expand to process material from other regional prospects including Maroochydore
- We are supported by best-in-class partners who are vested in our success

GLENCORE

MACMAHON

3 Executing on Phase 1 restart of cathode production at Nifty, first cathode anticipated in mid-2026

- Cyprium to be producing copper cathode in mid-2026, delivering into historically high copper price environment
- Low capital restart leveraging brownfield plant to deliver $30m – $50m of FCF per year

The most asymmetric risk-reward to copper price on ASX?

CYPRIUM METALS SNAPSHOT (ASX: CYM)

Brownfield restart of prolific copper complex in Western Australia

For personal use only

CORPORATE SUMMARY[1]

Share Price (as at 6 March 2026)	A$0.45
Shares on issue	577m
Market Capitalisation	**A$259.8m**
Cash (Adj. as at 31 December 2025)	A$118.1m
Senior Debt (maturity December 2029)	A$38.5m
Convertible Notes (redemption March 2028)	A$36.0m
Enterprise Value	**A$216.2m**

(1) Trading data at 6 March 2026. Adjusted cash and debt comprising: A$75.0m cash at 31 December 2025 plus $35.6m raised via T1 Placement completed 2 February 2026, A$2.4m received upon exercise of options issued 2 February 2026 and A$5m received from Entitlement Offer completed 5 March 2026. Excludes any operating, capital expenses and transaction fees from 31 December 2025 to the date of this publication. Nebari senior secured debt US$27.3m at AUD:USD 0.71. Metals X Convertible Notes A$36.0m face value.

CYM 12MTH SHARE PRICE CHART

EXECUTING PHASE 1 RESTART OF CATHODE PRODUCTION AT NIFTY

- Cathode operations expected in mid-2026 at initial 6-7,000tpa from restart of heap leach operations
- Expansion via open pit mining to access further oxide and sulphide resources for multi-decade operations at scale
- Completed transformational A$80m capital raise in August 2025. Subsequently refinanced senior debt with Nebari Holdings in November 2025. Completed $41m capital raise in January 2026.
- Significant shareholders include Flat Footed, Tribeca, Tanito Group, Paradice, Nokomis

BOARD, MANAGEMENT, STRATEGIC PARTNERS

Matt Fifield	Executive Chairman	**David Hwang**	Company Secretary
Gary Comb	Non-Executive Director	**Colin Mackey**	Chief Operating Officer
Scott Perry	Non-Executive Director	**Jeff Sommers**	Chief Financial Officer
Jim Simpson	Non-Executive Director	**Angus Miles**	Corporate Development & Investor Relations
Amber Banfield	Non-Executive Director	**Operations & Marketing Partners**	MACMAHON GLENCORE

PHASE 1: RESTART COPPER CATHODE PRODUCTION

Copper cathode plant (SXEW): up to 25,000 tonnes of productive capacity

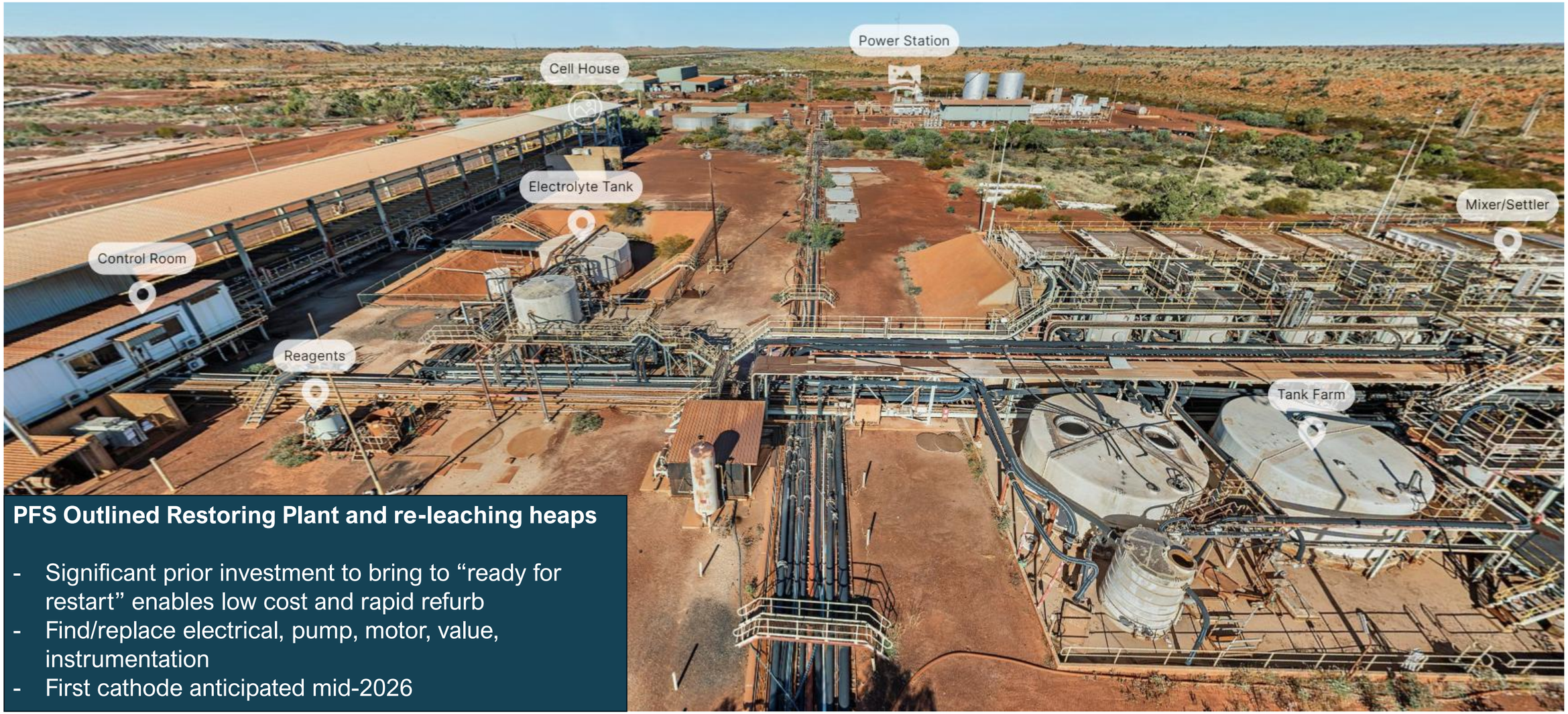

PFS Outlined Restoring Plant and re-leaching heaps

- Significant prior investment to bring to “ready for restart” enables low cost and rapid refurb
- Find/replace electrical, pump, motor, value, instrumentation
- First cathode anticipated mid-2026

For personal use only

Source: Company announcement “Nifty PFS Confirms $1,129m Pre-Tax NPV and 797kt Ore Reserve” dated 27 November 2024 for additional information.

FOUR KEY FOCUS AREAS

Site reactivation and resumption of production breakdown

For personal use only

HEAP LEACH INFRASTRUCTURE
Drains & Ponds



"Ready to Leach"

HEAP LEACH COMMISSIONING
Acid delivery to heap

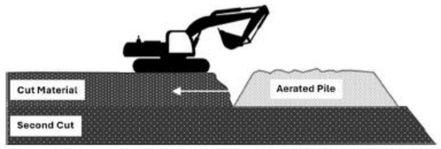

"Ready to Recover"

PLANT REFURBISHEMNT
SXEW Readiness





"Ready to Plate"

OPERATIONAL READINESS
General Team and Site Readiness

"Send to Market, Safety, Compliance, Training"

CATHODE RESTART: PROGRESS TO DATE

For personal use only



Timelapse videos of the heap leach infrastructure and acid storage and distribution system works are available to view on the Company's website.

PHASE 2: RESTART CONCENTRATE PRODUCTION

2.8-3.0Mtpa conventional mill, has float capacity to produce up to 50,000 tonnes of metal in concentrate from sulphide ores

PFS Studied Refurbishment and Expansion

- Estimated restart of concentrator at existing capacity $35 million capital, <1 yr
- Expansion of crushing and milling to 4.5Mtpa ore feed $100 million capital, <2 yrs
- Looking at mine/mill match scenarios with MAH

For personal use only

Source: Company announcement "Nifty PFS Confirms $1,129m Pre-Tax NPV and 797kt Ore Reserve" dated 27 November 2024 for additional information.

REGIONAL EXPLORATION UPSIDE

Unlocking new copper discoveries in a Tier 1 mineral province

BROADER PATERSON TENURE TARGETING

Extensive technical database incl. over 900,000 metres of historical drilling

- Total ~2,000km² tenure along a **200km regional strike extent** located on the western edge of the Paterson Orogen
- Only shallow transported cover (<100m) across most of this tenure
- Highly prospective region for **sediment-hosted copper-(cobalt) deposits** such as Nifty and Maroochydore, as well as **intrusive-related gold-copper deposits** like Winu and Telfer
- Between 1981 – 1998 regional exploration was performed over decades by WMC, Esso, BHP and MIM
  - **1981-1991** which led to the discovery and development of **Nifty's copper oxide cap** by WMC, discovery of the **Maroochydore deposit** by Esso and discovery of **numerous other prospects**
  - **1993-1998** which saw exploration regionally around Nifty for additional copper deposits
- **Between 2016 – 2019** Metals X undertook an exploration review and several exploration initiatives, including mine life extension drilling at Nifty, and evaluation of other regional targets including the Rainbow Prospect
- **Between 2020 and 2025**, exploration partner IGO Limited invested approximately **A$24 million across the tenement package, generating a high-quality dataset generated over** 36,000m drilling, surface sampling and extensive geophysical surveys
- **Several advanced exploration targets were further identified and delineated by IGO** – including Rainbow, NB08, MB01 and NL05

Detailed review in progress prioritising most attractive targets for drilling on basis of standalone scale potential and/or satellite feed opportunity to Nifty

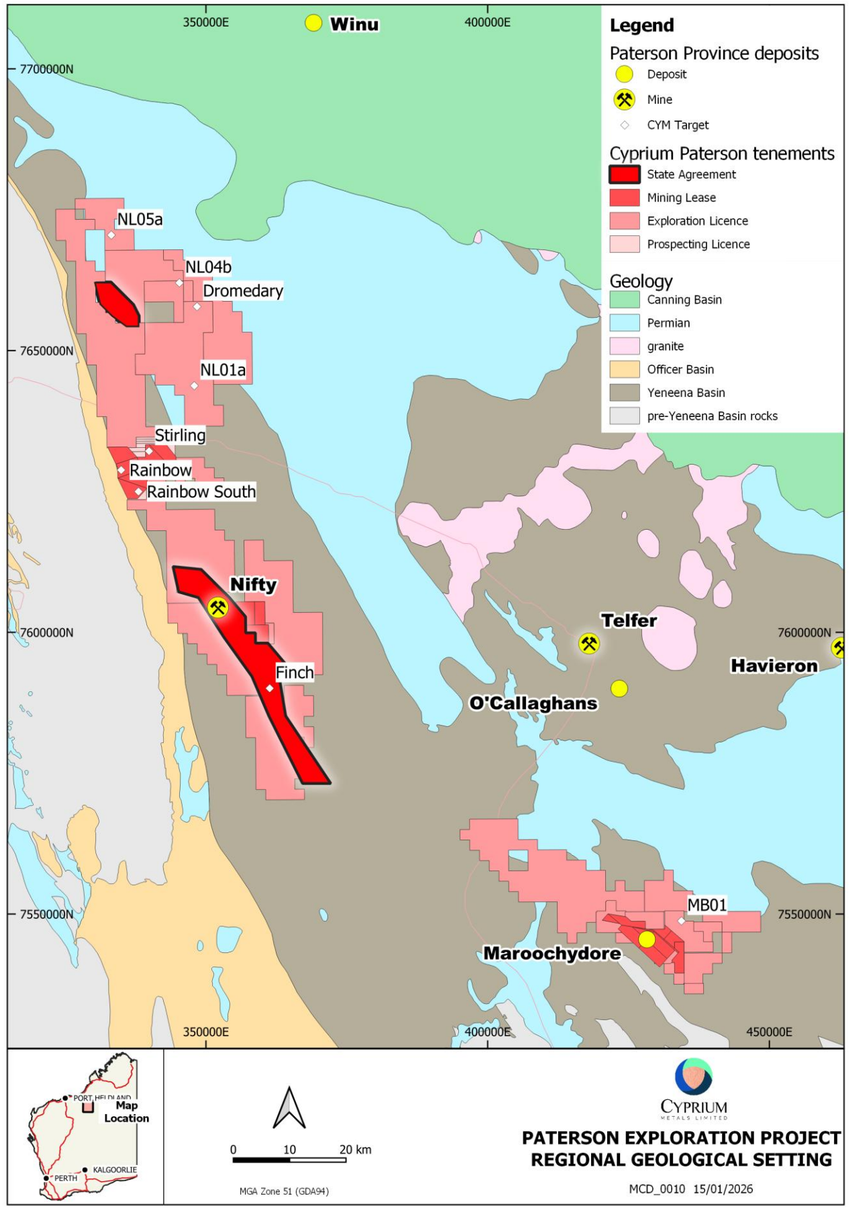

Source: See company announcement "Significant Opportunities Identified Across the Paterson Exploration Project" dated 20 January 2020 for additional information.

For personal use only

REGIONAL GROWTH OPPORTUNITY: RAINBOW

High priority copper targets strategically located within 30km of Nifty

RAINBOW PROSPECT

- Rainbow discovered in 1980 by WMC during regional lag sampling, which returned a **1.5km x 400m anomaly at >250ppm Cu** (within a larger 4km x 400m anomaly at >100ppm Cu)
- Part of broader mineralised structural trend that hosts Nifty
- Exploration drilling conducted by four different operators in the Rainbow region over a 40-year period; **98 drillholes for approximately 8,000m** in the Rainbow area and **578 drill holes for 51,000m** in the Rainbow region overall
- 2018 drilling conducted by Metals X showed **multiple mineralised horizons** (up to 5) in sulphide, along with **oxide mineralisation at shallow depths**
- Significant potential to extend known copper mineralisation at the Rainbow Prospect (Rainbow and Rainbow South). Historic intercepts include (see following page for cross sections):
  - **54m at 0.28% Cu from surface** in 1996 diamond hole BMD0010 at Rainbow
  - **10m at 0.86% Cu, 9g/t Ag from 64m** in 2018 RC hole NRC007 at Rainbow
  - **4m at 1.84% Cu, 38g/t Ag from 95m** in 2018 RC hole NRC011 at Rainbow
  - **4m at 1.61% Cu, 40g/t Ag from 86m** in 2018 RC hole NRC006 at Rainbow
  - **4m at 1.84% Cu, 9g/t Ag from 41m** in 2018 RC hole NRC022 at Rainbow South
  - **4m at 1.36% Cu, 31g/t Ag from 64m** in 2018 RC hole NRC023 at Rainbow South
- **Large-scale geochemical anomalies** of **similar scale to Nifty** remain undertested
- Maiden Cyprium drilling at Rainbow planned in 2026
- **Clear target for accelerated oxide and sulphide feed to Nifty process facilities**

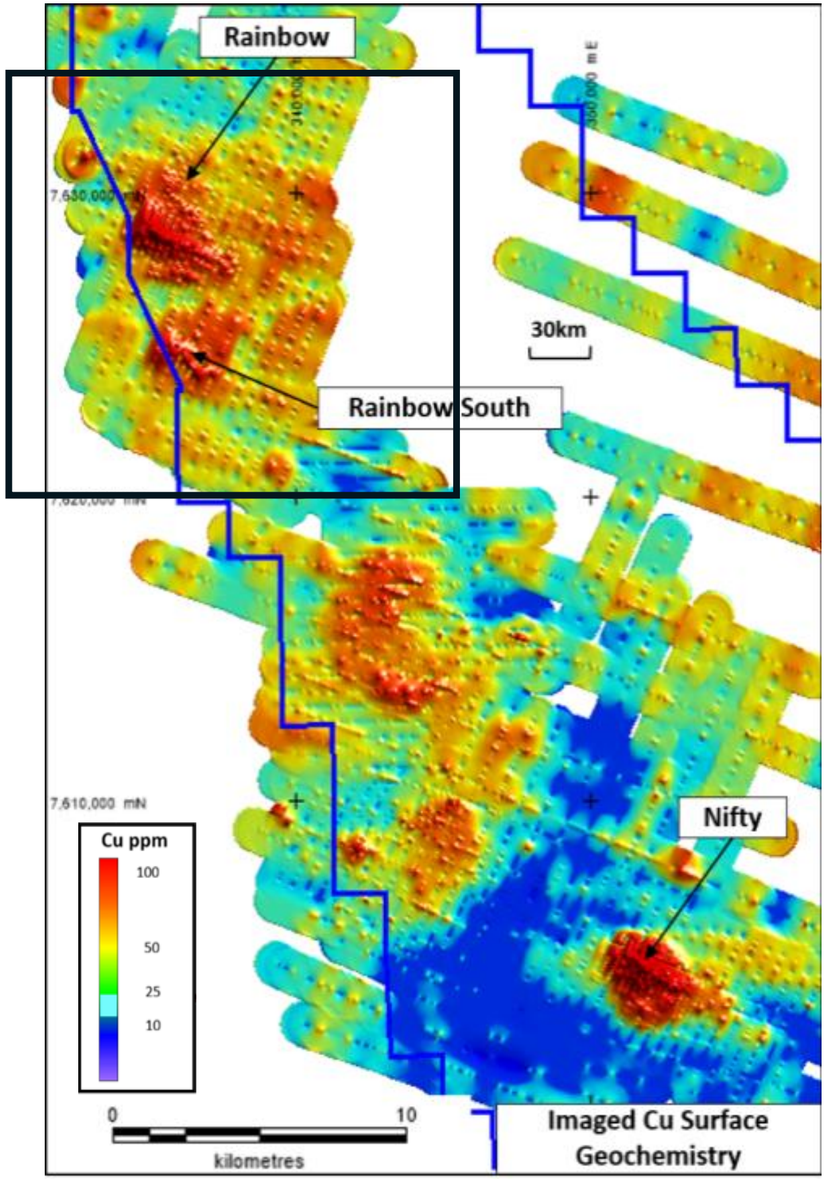

For personal use only

Source: See company announcement "Significant Opportunities Identified Across the Paterson Exploration Project" dated 20 January 2020 for additional information.

REGIONAL GROWTH OPPORTUNITY: RAINBOW

RAINBOW PROSPECT

- Plan view of Rainbow showing the Cu lag anomaly with historic drillhole locations (below)
- Cross sections with significant intercepts and Metals X interpretations (adjacent)

For personal use only

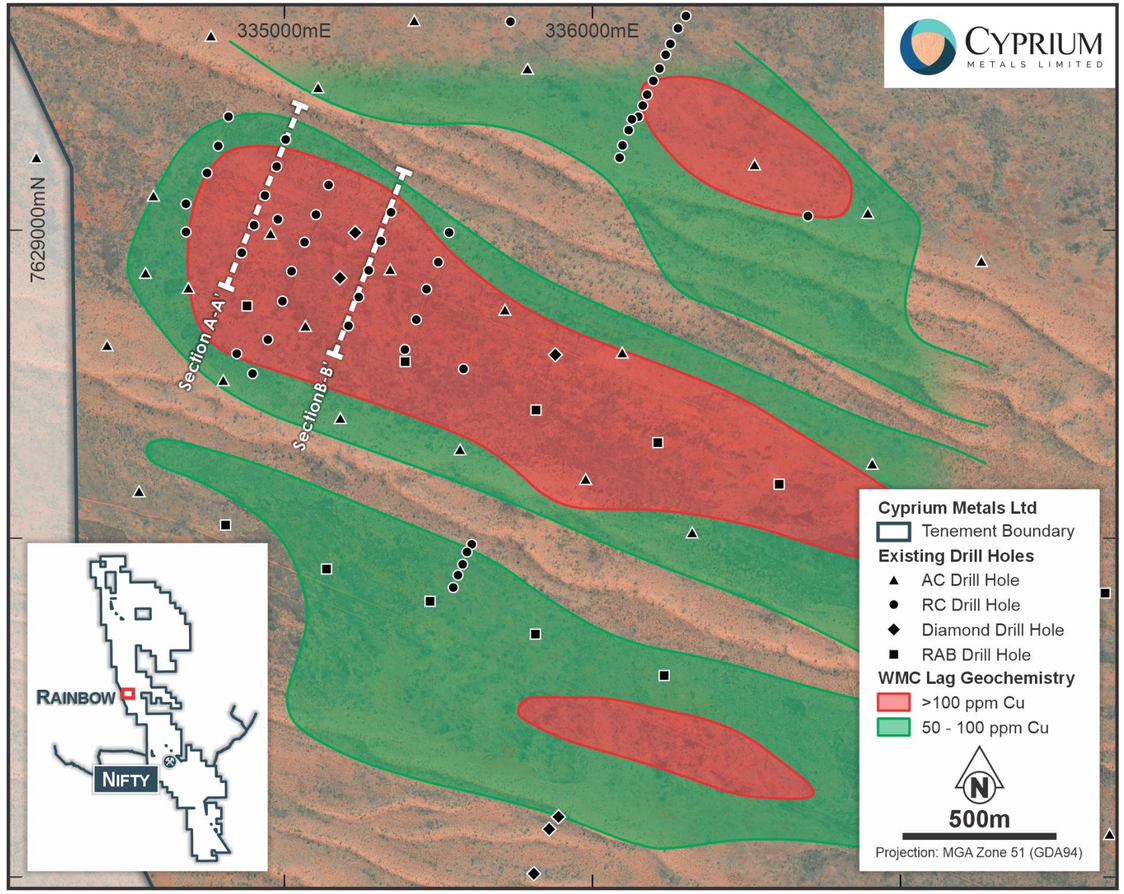

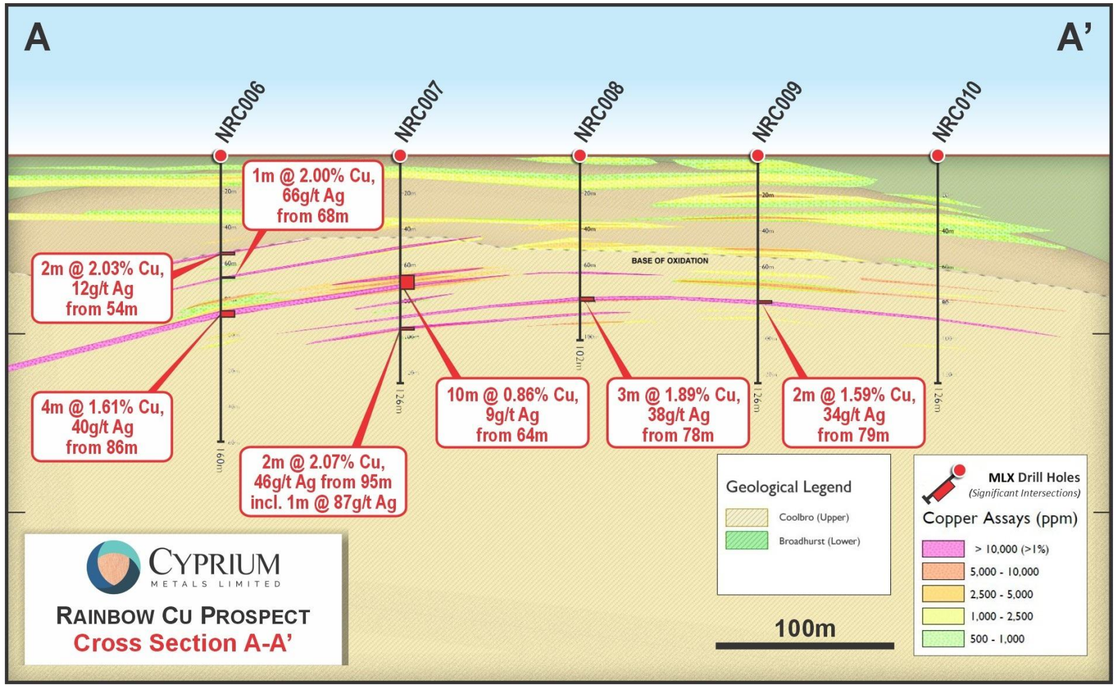

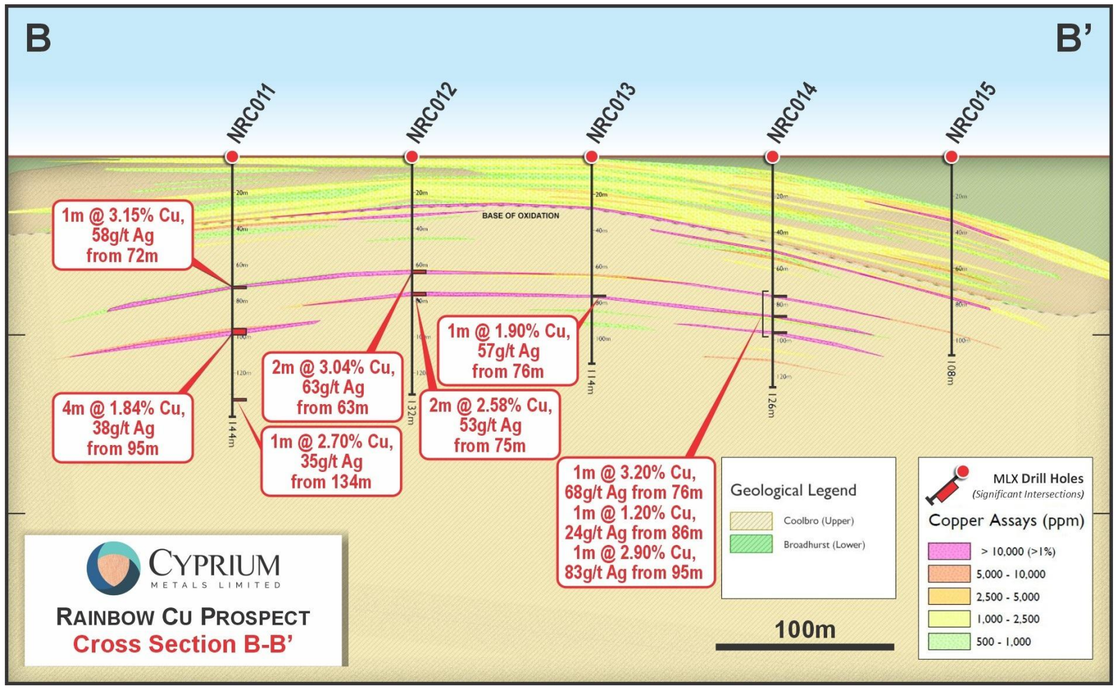

Source: See company announcement "Significant Opportunities Identified Across the Paterson Exploration Project" dated 20 January 2020 for additional information.

MAROOCHYDORE REDISCOVERED

Globally significant copper resource in Paterson district within haul distance to Nifty

370.8Mt @ 0.43% Cu, 227 ppm Co
Inferred resources

1.595Mt contained Cu

84Kt contained Co @ 0.25% Cu cut-off

106.3Mt @ 0.67% Cu, 308 ppm Co
Higher-grade zone within inferred resource

712Kt contained Cu

33Kt contained Co @ 0.45% Cu cut-off

Sedimentary copper mineralisation style
Demonstrating significant continuity of mineralisation and resource scale, with similar geology to nearby Nifty Copper Complex.

Higher-grade domain
Will be further studied as satellite feed operation to Cyprium's nearby Nifty mill and concentrator in the Paterson district.

For personal use only

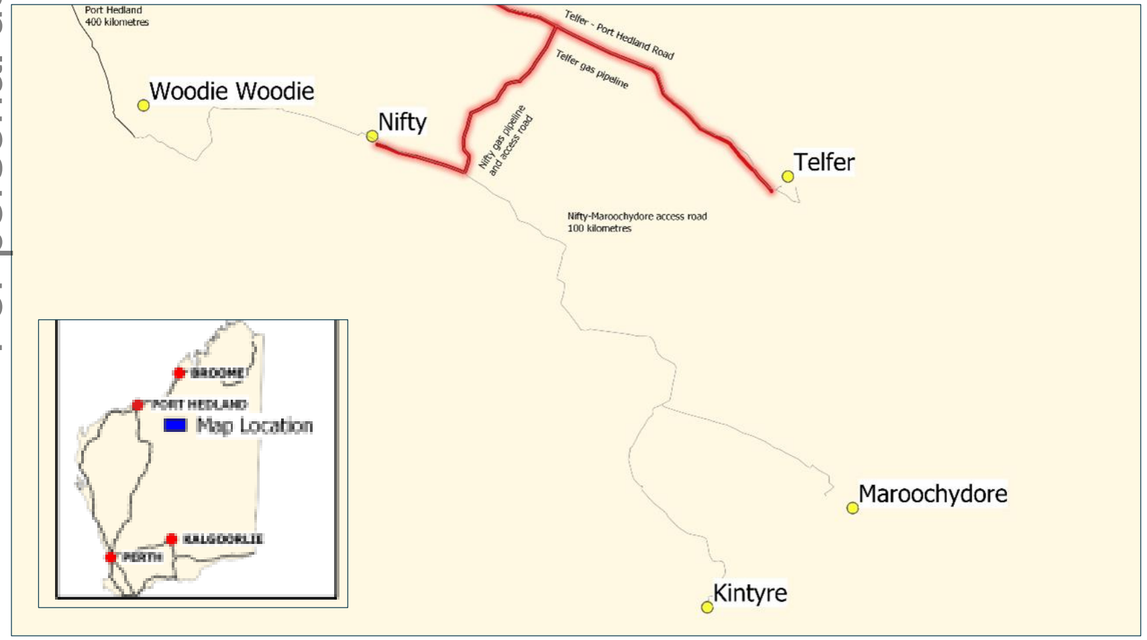

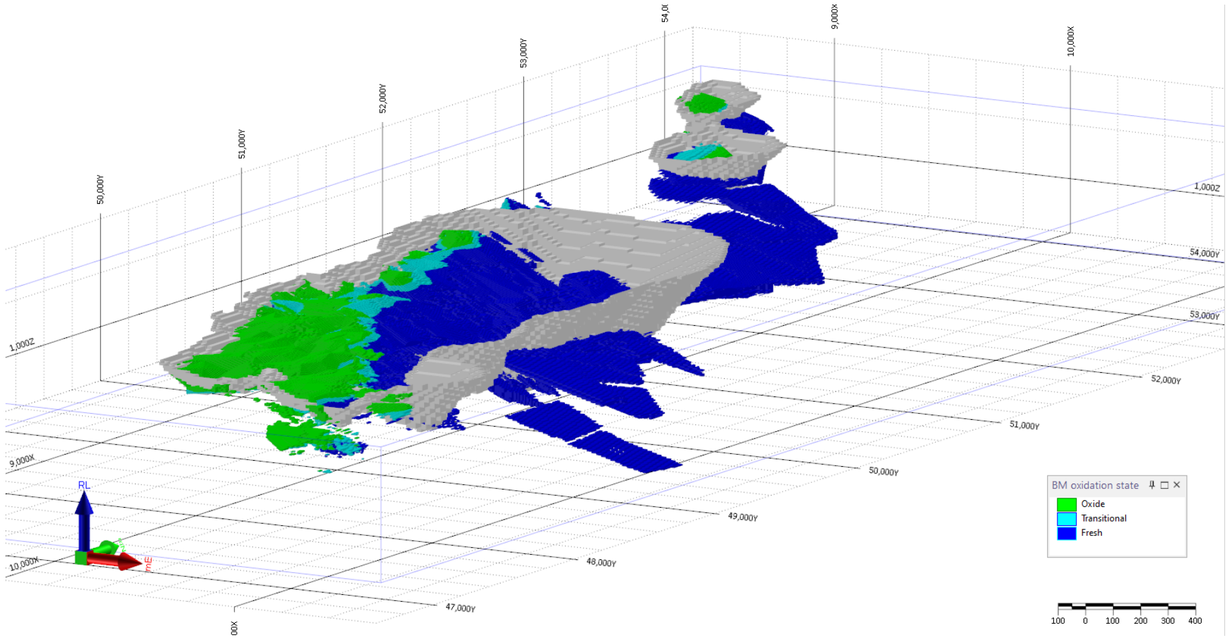

DISCLAIMERS AND FORWARD-LOOKING STATEMENTS

IMPORTANT: You must read the following before continuing. This Investor Presentation ("Presentation") has been prepared by Cyprium Metals Limited (ABN 48 002 678 640) ("Cyprium" or "Company") and authorised for release by the Executive Chair of Cyprium.

Summary information

By reviewing or retaining these materials, or attending or participating in this Presentation, you acknowledge and represent that you have read, understood and accepted the terms of this disclaimer. This Presentation contains summary information about Cyprium, and its activities current only at the date of this Presentation. This Presentation is for information purposes only. The information in the Presentation is of a general nature only and does not purport to be complete. This Presentation should be read in conjunction with Cyprium's most recent financial report and other periodic and continuous disclosure announcements lodged with the Australian Securities Exchange ("ASX") which are available at www.asx.com.au and also available on Cyprium's website at www.cypriummetals.com. Certain information in this Presentation has been sourced from Metals X Limited, the former owner of the Paterson Copper Portfolio and their representatives or associates. While steps have been taken to review that information, no representation or warranty, expressed or implied, is made as to its fairness, correctness, completeness or accuracy. Certain information in this Presentation may have been obtained from research, surveys or studies conducted by third parties, including industry or general publications. Neither Cyprium nor its representatives have independently verified any such information sourced from third parties or industry or general publications.

Not an offer

This Presentation is for information purposes only and is not, and does not purport to be, a prospectus, product disclosure statement or any other offering document under Australian law or the law of any other jurisdiction (and will not be lodged with the Australian Securities and Investments Commission ("ASIC") or any foreign regulator). The information does not and will not constitute or form part of an offer, invitation, solicitation or recommendation in relation to the subscription, purchase or sale of securities in any jurisdiction and neither this Presentation nor anything in it shall form any part of any contract for the acquisition of Cyprium shares. The distribution of this Presentation in jurisdictions outside Australia is restricted by law and you should observe any such restrictions, including those set forth in the "International Offer Restrictions" section of this Presentation. Any failure to comply with such restrictions could constitute a violation of applicable securities laws. This Presentation does not constitute an offer to sell, or the solicitation of an offer to buy, any securities in the United States or any jurisdiction in which such an offer would be illegal. The securities described in this Presentation have not been, and will not be, registered under the US Securities Act of 1933 or the securities laws of any state or other jurisdiction of the United States. Accordingly, the securities described in this Presentation may not be offered or sold in the United States except in transactions exempt from, or not subject to, the registration requirements of the US Securities Act and applicable US state securities laws.

Not investment or financial product advice

This Presentation does not constitute financial product, investment, legal, taxation, accounting or other advice and is not intended to be used or relied upon as the basis for making an investment decision. This Presentation is not a recommendation by Cyprium or its advisers to acquire Cyprium shares or New Shares. This Presentation has been prepared without taking into account the objectives, financial situation or needs of individuals. Before making an investment decision, prospective investors should consider the appropriateness of the information having regard to their own objectives, financial situation and needs and seek financial, legal and taxation advice appropriate to their jurisdiction. Cyprium is not licensed to provide financial product advice in respect of Cyprium shares.

Effect of rounding

A number of figures, amounts, percentages, estimates, calculations of value and fractions in this Presentation are subject to the effect of rounding. Accordingly, the actual calculation of these figures may differ from the figures set out in this Presentation.

Past performance

Past performance information, including past share price performance of Cyprium and pro forma financial information, given in this Presentation is given for illustrative purposes only and should not be relied upon as (and is not) an indication of Cyprium's (or anyone else's) views on Cyprium's future financial performance or condition. Past performance of Cyprium cannot be relied upon as an indicator of (and provides no guidance as to) the future performance of Cyprium. Nothing contained in this Presentation nor any information made available to you is, or shall be relied upon as a promise, representation, warranty or guarantee, whether as to the past, present or future.

Forward-looking statements

This Presentation contains certain "forward-looking statements" and comments about future events, including statements regarding Cyprium's intent, belief or current expectations with respect to the Company's business and operations, market conditions, results of operations and financial condition, and risk management practices. The words "likely", "expect", "aim", "should", "could", "may", "anticipate", "predict", "believe", "plan", "estimate", "will", "believe", "target" and other similar expressions are intended to identify forward-looking statements. Indications of, and guidance outlook on, future earnings or financial position or performance are also forward-looking statements and include statements in this Presentation regarding the conduct and the future performance of Cyprium. Forward-looking statements are provided as a general guide only and should not be relied upon as an indication or guarantee of future performance. Actual results, performance or achievements may differ materially from those expressed or implied in such statements and any projections and assumption on which these statements are based. These statements may assume the success of Cyprium's business strategies. The success of any of those strategies will be realised in the period for which the forward-looking statement may have been prepared or otherwise. Recipients of this Presentation are cautioned not to place undue reliance on forward-looking statements, and except as required by law or regulation, none of Cyprium, its representatives or advisers assumes any obligation to update these forward-looking statements. No representation or warranty, express or implied, is made as to the accuracy, likelihood of achievement or reasonableness of any forecasts, prospects, returns or statements in relation to future matters contained in this Presentation. The forward-looking statements are based on information available to Cyprium as at the date of this Presentation. Except as required by law or regulation (including the ASX Listing Rules), none of Cyprium, its representatives or advisers undertakes any obligation to provide any additional or updated information whether as a result of a change in expectations or assumptions, new information, future events or results or otherwise. Indications of, and guidance or outlook on, future earnings or financial position or performance are also forward-looking statements.

Cautionary Statements and Competent Person Statement

This document contains information from the Nifty Copper Complex - Pre-feasibility Study (PFS) which was released on 27 November 2024. Please refer to the cautionary statements in that document in detail. The information in the PFS is supported by a Competent Person Statement, please refer to the ASX release dated 27 November 2024 for further details.

References to Mineral Resources, Ore Reserves and PFS

The information in this announcement that relates to Mineral Resources for Nifty and Maroochydore was previously reported by the Company in announcements made in March, August and November 2024 (Nifty) and February 2025 (Maroochydore). The Company confirms that it is not aware of any new information or data that materially affects the information included in those market announcements and, in the case of Mineral Resources and PFS, all material assumptions and technical parameters underpinning the estimates continue to apply and have not materially changed. The Company confirms that the form and context in which the Competent Person's findings are presented have not been materially modified from the original market announcement.

JORC Code differs from reporting requirements in other countries

It is a requirement of the ASX Listing Rules that the reporting of ore reserves and mineral resources in Australia comply with the JORC Code. Investors outside Australia should note that while ore reserve and mineral resource estimates of the Company in this Presentation comply with the JORC Code, they may not comply with the relevant guidelines in other countries and, in particular, do not comply with (i) National Instrument 43 101 (Standards of Disclosure for Mineral Projects) of the Canadian Securities Administrators or (ii) Item 1300 of Regulation S-K, which governs disclosure of mineral reserves in registration statements filed with the US Securities and Exchange Commission. Information contained in this Presentation describing mineral deposits may not be comparable to similar information made public by companies subject to the reporting and disclosure requirements of other countries. You should not assume that quantities reported as "resources" in this Presentation will be converted to reserves under the JORC Code or any other reporting regime or that the Company will be able to legally and economically extract them.

For personal use only

CYPRIUM
METALS LIMITED

CONTACT

Angus Miles
Corporate Development and Investor Relations
+61 8 6374 1550

Chris Lim
External Media Relations Advisor
+61 493 392 001

communications@cypriummetals.com

Registered Office

Level 1, 437 Roberts Road
Subiaco WA 6008
Australia

Telephone
+61 8 6374 1550

For personal use only