For personal use only

GREENWING RESOURCES

Investor Presentation

Equity Raising – March 2026

DISCLAIMER

For personal use only

DISCLAIMER

This document has been prepared by Greenwing Resources Ltd ABN 31109933995 (the "Company"). It should not be considered as an invitation or offer to subscribe for or purchase any securities in the Company or as an inducement to make an invitation or offer with respect to those securities. No agreement to subscribe for securities in the Company will be entered into on the basis of this document. This document is provided on the basis that neither the Company nor its officers, shareholders, related bodies corporate, partners, affiliates, employees, representatives and advisers make any representation or warranty (express or implied) as to the accuracy, reliability, relevance or completeness of the material contained in the document and nothing contained in the document is, or may be relied upon as a promise, representation or warranty, whether as to the past or the future. The Company hereby excludes all warranties that can be excluded by law.

The document may contain forward-looking information and prospective financial material, which is predictive in nature and may be affected by inaccurate assumptions or by known or unknown risks and uncertainties and may differ materially from results ultimately achieved. All references to future production, production targets and resource targets and infrastructure access are subject to the completion of all necessary feasibility studies, permitting, construction, financing arrangements and infrastructure-related agreements. Where such a reference is made, it should be read subject to this paragraph and in conjunction with further information about the Mineral Resources and Exploration Results, as well as the Competent Persons' statements. All persons should consider seeking appropriate professional advice in reviewing the document and all other information with respect to the Company and evaluating the business, financial performance and operations of the Company. Neither the provision of the document nor any information contained in the document or subsequently communicated to any person in connection with the document is, or should be taken as, constituting the giving of investment advice to any person.

FORWARD LOOKING STATEMENTS

This document may contain certain forward-looking statements. Such statements are only predictions, based on certain assumptions and involve known and unknown risks, uncertainties and other factors, many of which are beyond the Company's control. Actual events or results may differ materially from the events or results expected or implied in any forward-looking statement. The inclusion of such statements should not be regarded as a representation, warranty or prediction with respect to the accuracy of the underlying assumptions or that any forward-looking statements will be or are likely to be fulfilled. The Company undertakes no obligation to update any forward-looking statement to reflect events or circumstances after the date of this document (subject to securities exchange disclosure requirements). The information in this document does not take into account the objectives, financial situation or particular needs of any person. Nothing contained in this document constitutes investment, legal, tax or other advice.

DISCLAIMER

GREENWING RESOURCES

For personal use only

COMPETENT PERSON STATEMENT

The information in this document that relates to Exploration Results, Exploration Targets and Mineral Resources in relation to the Madagascan Projects is based on information previously released to ASX, particularly noting the information relating to the Graphite Mineral Resources which is extracted from the ASX Announcement dated 12 July 2022 '212% Increase in Graphite Resource at Graphmada Mining Complex'. This information was compiled by Tim McManus, a Competent Person who is a member of the Australasian Institute of Mining and Metallurgy, who was a consultant to the Company. Tim McManus has sufficient experience that is relevant to the style of mineralization and type of deposit under consideration and to the activity being undertaken to qualify as a Competent Person as defined in the 2012 Edition of the Australasian Code for Reporting of Exploration Results, Mineral Resources and Ore Reserves. The Company confirms that it is not aware of any new information or data that materially affects the information included in the original market announcement and, in the case of estimates of Mineral Resources or Ore Reserves that all material assumptions and technical parameters underpinning the estimates in the relevant market announcement continue to apply and have not materially changed. The Company confirms that the form and context in which the Competent Person's findings are presented have not been materially modified from the original market announcement

The information in this document that relates to Exploration Results at the San Jorge Lithium Project has been prepared by Mr Murray Brooker. Murray Brooker is a geologist and hydrogeologist and is a Member of the Australian Institute of Geoscientists. Mr Brooker is an employee of Hydrominex Geoscience Pty Ltd and is independent of Greenwing. Mr Brooker has sufficient relevant experience to as a competent person as defined in the 2012 edition of the Australasian Code for Reporting of Exploration Results, Mineral Resources and Ore Reserves. Mr Brooker consents to the inclusion in this presentation of this information in the form and context in which it appears.

The information in this report that relates to Mineral Resources and Exploration Results at the Que River Project is based on information compiled by Mr John Horton who is a Chartered Fellow of the Australian Institute of Mining and Metallurgy and a Member of the Australian Institute of Geoscientists. Mr Horton is a full-time employee of ResEval Pty Ltd and has sufficient experience which is relevant to the style of mineralisation and type of deposit under consideration and to the activity which they are undertaking to qualify as a Competent Person as defined in the 2012 Edition of the 'Australasian Code for Reporting of Exploration Results, Mineral Resources and Ore Reserves.' Mr Horton consents to the inclusion in the presentation of the matters based on his information in the form and context in which it appears.

The information in this report that relates to site conditions and Exploration Results at the Que River Project is based on information compiled by Mr Scott Hall who is a member of the Australian Institute of Mining and Metallurgy. Mr Hall is an independent consultant to the Company and has sufficient experience which is relevant to the style of mineralisation and type of deposit under consideration and to the activity which they are undertaking to qualify as a Competent Person as defined in the 2012 Edition of the 'Australasian Code for Reporting of Exploration Results, Mineral Resources and Ore Reserves.' Mr Hall consents to the inclusion in the presentation of the matters based on his information in the form and context in which it appears.

The Managing Director of the Company has authorised the release of this presentation.

GREENWING RESOURCES: POSITIONING FOR A TRANSFORMARTIONAL 2026

For personal use only

- Greenwing hosts an advanced portfolio offering meaningful exposure to critical minerals with a focus on **Lithium and Graphite.**
- Over the course of 2026 Greenwing is seeking to progress its Critical Minerals Business with the completion of Scoping Studies at both its **San Jorge Lithium Project (Lithium Triangle Argentina)** and its **Graphmada Graphite Mine in Madagascar.**
- Additionally, Greenwing has the Que River Mine in Tasmania (polymetallic) and sees considerable scope to realise value of a **compelling asset with a unique pathway emerging**.
- Greenwing currently has a market capitalisation of under $20m vs previously in excess of $100m.
- To begin to realise the value of its portfolio and expedite the its progression Greenwing is seeking to separate its Critical Minerals assets from the Que River polymetallic asset over 2026.
- Que River emerging as **valuable stand-alone asset with near term potential for open pit mining and third-party processing**. Additionally, Que River has extensive infrastructure and assets which when combined with its climate leave it ideally placed to potentially host digital /data infrastructure.
- **Lithium and graphite fundamentals remain robust**, with Greenwing well placed to benefit from continuing recovery in concentrate prices.
- The San Francisco Salar (San Jorge Project) is one of only 23 salars in the Lithium Triangle, with **Greenwing among five companies controlling an entire salar** - offering rare, strategic exposure to the Worlds premier Lithium Jurisdiction.
- **Graphite assets carry critical strategic value** amid rising global trade tensions and China's export controls, underscoring the importance of secure non-China supply.

For personal use only

GREENWING RESOURCES

Greenwing Resources: Critical Minerals

Executive Team with considerable Critical Minerals experience

Lithium: San Jorge. Lithium Triangle Argentina, >1mt Mineral Resource, substantial resource upside, considerable long term strategic value in a rapidly improving Lithium Market.
2026 objectives: Table Scoping Study, Progress Processing Pathway,

Graphite: Graphmada 62mt Mineral Resource. Under Mining Lease. Previous Production inclusive of all commercial specifications from Super Jumbo Flake (Graphene, Expandable Graphite) to Fine Flake Graphite (battery anode material) . Qualified Product into USA/EU and other key markets.
2026 objectives: Table Scoping study targeting expanded production base.

Millies Reward. Hard Rock Lithium Madagascar:
2026 objectives: Update Agreement, conclude transfer of leases.

Green River Resources

- An exciting pathway emerging at Que River with the company intending to separate the asset from the Critical Minerals Business. Que River progressing strategy to realise value via unique two stage process
- **Stage 1**: Open pit mining of existing PQ open pit at Que River targeting the Gold /Silver/Copper/Zinc resource via proximal third-party processing.
- **Stage 2**: Que River ideally placed with a unique set of attributes to host data infrastructure in an emerging data infrastructure jurisdiction. Que River has approx. 240 ML water, is proximal to 30mw Hydro powered substation, low ambient temperatures and is an established industrial site

2026 objectives: Further studies refine pit design and economics, conclude Mining Lease renewal process, refine economics on proposed third party processing options.

GREENWING RESOURCES: 2026 Targeting a transformative year

For personal use only

STRATEGIC REVIEW OF ASSETS

- Three advanced assets with defined Mineral Resources[1][2][3] across lithium and graphite along with Que River Polymetallic.
- Current compressed A$20m market cap vs previous > A$100m market capitalisation.
- With a view to realising value of the portfolio for all stakeholders, Greenwing to pursue separating into two distinct business units
  - Critical Minerals : Focused on the global economies transition to a lower carbon intensity
  - Green River Resources : Established Mineral Resource at Que River – Gold, Silver, Zinc, Copper, Tier One jurisdiction/data infrastructure

CRITICAL MINERALS

- San Jorge Lithium Brine Project (Argentina) – >1Mt LCE Mineral Resource[1], 38,000+ ha consolidated tenure in the Lithium Triangle.
- Graphmada Mine (Madagascar) – 62Mt Graphite Mineral Resource[2], fully permitted, existing infrastructure, sales into USA, EU & Asia.
- Rapidly improving outlook for both Lithium and Graphite with United States and other jurisdictions seeking to lock in supply of both Lithium and Graphite.

GREEN RIVER RESOURCES

- A compelling pathway is emerging with the company seeking to realise the potential at Que River with two stage strategy.
- Que River is an asset under Mining Lease, with a JORC compliant Mineral Resource[3] and initial scoping study economics published[12] targeting open pit production of Copper, Gold, Silver and Zinc concentrates, from proximal processing infrastructure.
- In parallel the company believes Que River is highly suited to hosting data infrastructure[13] as this industry emerges in Tasmania. The Que River site has in excess of 200 ML water, a developed site, cool ambient temperature and proximal 30mw substation powered by hydro energy.

A HIGHLY CREDENTIALED TEAM WITH SIGNIFICANT CRITICAL MINERALS EXPERIENCE

For personal use only

JAMES BROWN
Non-Executive Chairman

35 years of global mining experience and leadership, specialising in exploration, development, and operations. Proven track record of sourcing, developing, and operating major projects, focusing on lithium and battery minerals. Director and former MD/CEO at Sayona Mining (ASX:SYA).

PETER WRIGHT
Managing Director

25 years' experience in Resource Financial Markets Focused on Lithium and Graphite.

CHRIS GODFREY
Chief Operating Officer

Over 30 years of practical mining experience having held senior operational roles in ASX listed companies, large multinational and small capital ventures including metalliferous, coal open pit and underground operations and processing facilities.

JEFF MARVIN
Non-Executive Director

US Based. 35 years' experience in project financing and development and an active entrepreneur in energy technology.

ALAN ZENG
Non-Executive Director

More than 20 years' experience in supply chain area of automotive and tech. Senior VP of NIO Inc, EV manufacturer and GW1's strategic partner and shareholder.

ANGUS CRAIG
Company Secretary/
Chief Financial Officer

25 years in acquisitions, mergers, equity funding, corporate governance and financial management.

GREENWING RESOURCES CRITICAL MINERALS 2026

For personal use only

- Greenwing is encouraged by the emerging consensus that the lithium market is moving back toward structural deficits and improved concentrate pricing
- United States and Argentina sign reciprocal trade agreement and critical minerals agreement with a view to developing and securing critical mineral supply.
- Greenwing has appointed leading brine field services company Zelandez to help develop the San Jorge project[14].
- Already fragile fundamentals further challenged by additional and substantial demand for Energy Storage Systems (ESS) for Data Infrastructure.
- Equally important is the acute scarcity of new, near-term supply options in the natural graphite concentrate market a dynamic becoming increasingly evident to downstream customers and governments now focused on securing raw materials that underpin key sectors of modern economies.

San Jorge Project - Objectives 2026

- Appointment of Zelandez to assist with the development of San Jorge[14].
- Complete Scoping study incorporating initial Mineral Resource Estimate[1] and metallurgical test work
- Additional metallurgical test work targeting Direct Lithium Extraction (DLE) and establishing potential processing pathway.
- Attract strategic partner for San Jorge to accelerate development

Graphmada - Objectives 2026

- Complete Scoping study targeting increased production at Graphmada
- Complete sale of surplus equipment
- Attract strategic partner for Graphmada given the scarcity of near term reliable ex China supply
- Capitalise on Government Agencies actively seeking to secure supply of natural graphite concentrates and commence dialogue with the European Union, JOGMEC and other agencies.

For personal use only

SAN JORGE LITHIUM PROJECT
ARGENTINA

SAN JORGE LITHIUM PROJECT ARGENTINA

- 100% ownership of 15 granted exploration licences covering the entire salar (approx. 2,800 hectares) and an additional 36,000 hectares[4]
- Initial resource established (see next slide).Compelling initial direct lithium extraction (DLE) results achieved[9]
- Substantial asset in Lithium Triangle the World's Premier Lithium Jurisdiction
- Comprehensive surface exploration and maiden drilling program completed.
- Most prospective parts of salar yet to be drilled
- Previously under option for effective price of $US200m[15]
- Previous corporate activity focused on Lithium Triangle Assets.

For personal use only

SAN JORGE LITHIUM PROJECT MAIDEN MINERAL RESOURCE

For personal use only

- Maiden Mineral Resource Estimate[1] 1.07Mt of Lithium Carbonate Equivalent (LCE) - 670,000t Indicated (62.7% of resource) 400,000t Inferred
- Material discovery from initial 6-hole program - most prospective areas of salar are yet to be drilled, leaving considerable scope to add to both size and grade of resource.
- Resource open to west, north and at depth with SJDD04 and SJDD05 ending in mineralisation at depths of 351m and 402m respectively[1][7][8]
- Geophysics suggest basin depth up to 600m(+/-200m)[5]

MINERAL RESOURCE ESTIMATE

Area	Sediment Volume m^3	Porosity	Brine volume m^3	Li mg/l	Li Tonnes	Tonnes LCE
Indicated	8,872,840,000	0.074	653,084,441	192	125,700	670,000
Inferred (NW and > 400 m)	5,147,950,000	0.073	377,952,442	200	75,400	400,000
Total	14,020,790,000	0.074	1,031,036,883	195	201,100	**1,070,000**

Notes:
- Mineral Resource Estimate in the Safra 1 Lik, Safra Lik, San Jorge Oeste 2, 3 and 4 properties.
- Lithium is converted to lithium carbonate (Li2CO3) equivalent (LCE) using a conversion factor of 5.323.
- The Competent Person for this MRE is Murray Brooker (MAIG, MIAH).
- Totals may differ due to rounding.
- The resources is reported at a zero Lithium mg/l cut-off grade, on the basis that by its nature as a body of brine it is homogenised and is unlikely to contain areas of internal significantly lower grade material.
- Reported in accordance with the 2012 Australasian Code for Reporting of Exploration Results, Mineral Resources and Ore Reserves ('the JORC Code 2012') released to the ASX 27 May 2024 "San Jorge Lithium Brine Project – Maiden Mineral Resource Estimate". The Company confirms that it is not aware of any new information or data that materially affects the information in the relevant ASX releases, and the form and context of the announcement has not materially changed. The Company confirms that the form and context in which the Competent Persons findings are presented have not been materially modified from the original market announcements.

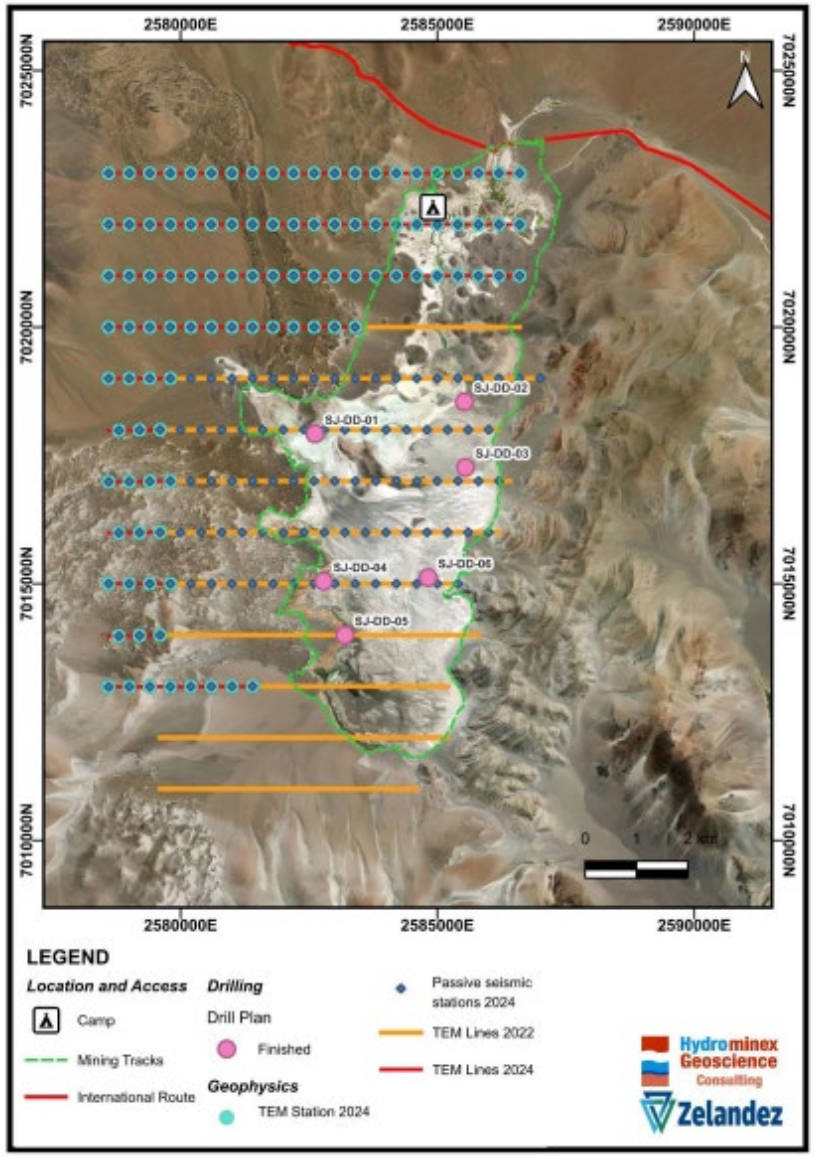

SAN JORGE LITHIUM PROJECT: STRATEGIC PARTNER APPOINTED

For personal use only

Greenwing has appointed **Zelandez Limited**, a globally recognised lithium brine services company, to assist in the development of the **San Jorge Project** in Argentina's **Lithium Triangle**[14].

Zelandez to support delivery of:

- **Initial scoping study**
- Further analysis of **potential processing pathways**

Scoping outcomes expected to inform:

- **Phase 2 drilling design**
- Potential **development pathways** for the project

Supportive Geopolitical & Policy Backdrop

- Renewed focus on Argentine lithium assets
- **US–Argentina Reciprocal Trade & Investment Agreement** signed **5 February 2026**
- **Critical Minerals Agreement** signed **4 February 2026**
- Agreements aimed at establishing the US as a **strategic partner** in **copper, lithium and other critical minerals**

For personal use only

GRAPHMADA GRAPHITE
MADAGASCAR

GRAPHMADA GRAPHITE MINING COMPLEX

For personal use only

Graphite Resource with successful production history and expansion potential

- Graphite, a critical mineral for lithium-ion batteries, holds "critical status" from the EU, USA, and Japan.
- China currently dominates global graphite supply and has threatened supply disruptions, raising global concerns.
- Governments worldwide recognize the urgent need for secure, non-China graphite sources to sustain their battery industries.
- The project benefits from 20+ year mining permits and strong landholder agreements, supported by excellent infrastructure.
- An operational processing plant has produced premium concentrate consistently for 20 months.
- Established diversified sales channels deliver qualified concentrate to international markets, including the EU, USA, India, Japan, and China.

See: https://source.benchmarkminerals.com/article/china-tightens-graphite-export-controls-to-the-us

GRAPHMADA GRAPHITE MINING COMPLEX: ESTABLISHED & GROWING RESOURCE

For personal use only

Extensive mineralisation from Lohorano in the north to Ambatofafana in the south, with Mineral Resource of **61.9Mt at 4.5% FC**, total contained graphite of over 2.7 Mt[2]

	TONNES (MT)	FC%	CONTAINED GRAPHITE (KT)
Measured	18.7	4.9	911
Indicated	12.3	4.7	582
Inferred	30.9	4.2	1,288
Total	**61.9**	**4.5**	**2,780**

Each drill campaign has delivered a significant resource upgrade.

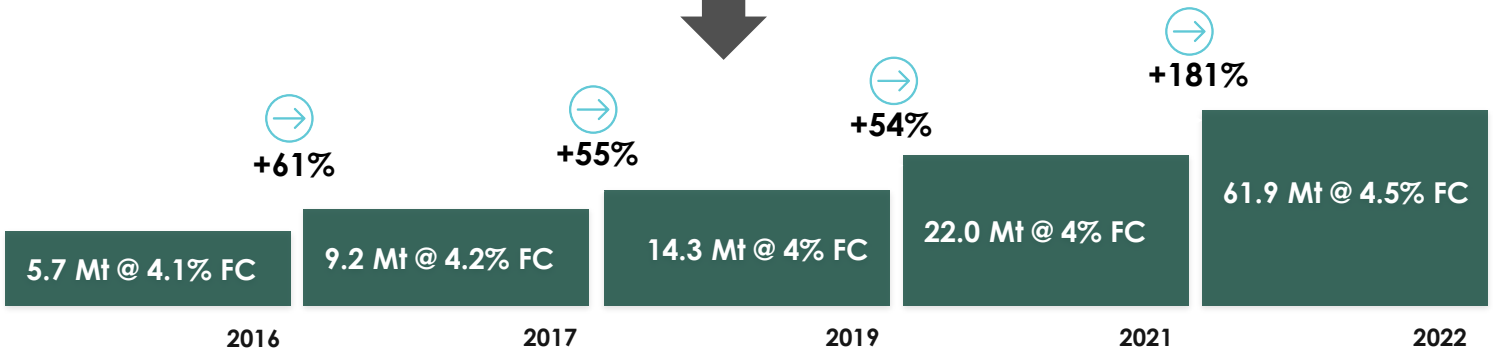

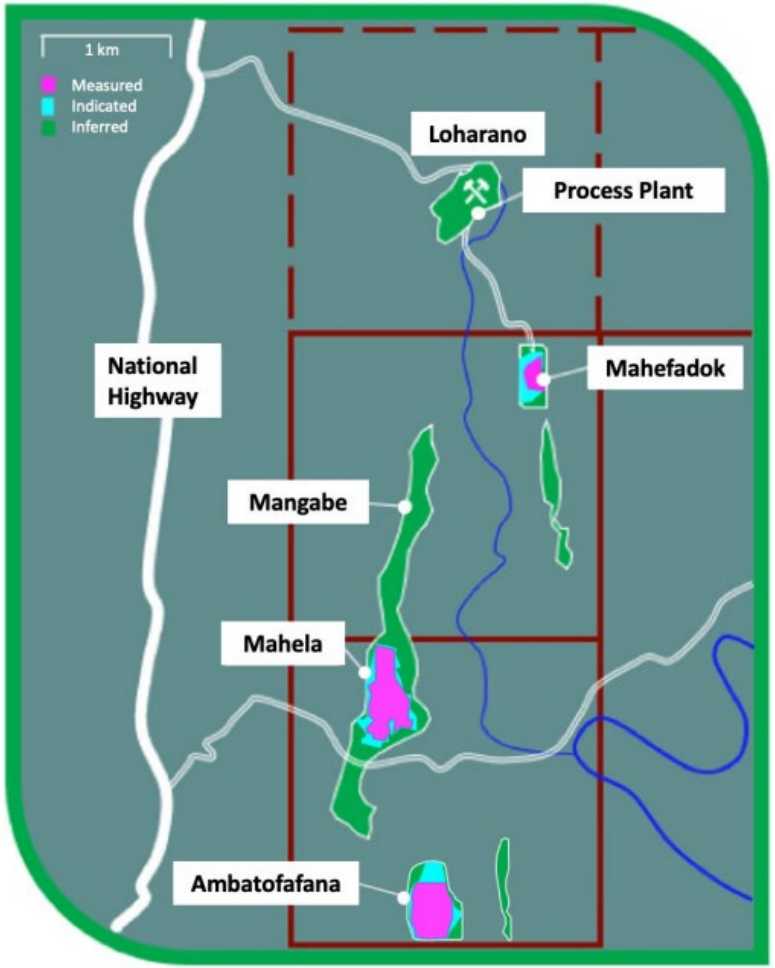

Reported in accordance with the 2012 Australasian Code for Reporting of Exploration Results, Mineral Resources and Ore Reserves ('the JORC Code 2012') released to the ASX 12 July 2022 "Mineral Resource Update 212% increase in Graphite Resource at Graphmada Mining Complex. The Company confirms that it is not aware of any new information or data that materially affects the information in the relevant ASX releases, and the form and context of the announcement has not materially changed. The Company confirms that the form and context in which the Competent Persons findings are presented have not been materially modified from the original market announcements.

For references, please refer to references slide.

For personal use only

GREEN RIVER RESOURCES

GREEN RIVER RESOURCES
QUE RIVER, TASMANIA

QUE RIVER: UPDATED STRATEGY & VALUE REALISATION PATHWAY

GREEN RIVER RESOURCES

Greenwing has progressed an updated strategy for the **Que River Project**, with the intention to **separate the asset** from its critical minerals business with the objective to **realise shareholder value** and **accelerate development** of Que River as a standalone opportunity

For personal use only

Two-Stage Development Strategy

- Re-commencement of mining of the **polymetallic orebody** (copper, gold and silver)
- **Scoping study completed**[12][14] forecasted initial cash flows of $100m from extracting up to 650,000 tonne of open pit material and processing at **nearby third-party processing infrastructure**
- Recent strength in **copper, gold and silver prices** reinforces scoping study outcomes

- Assessment of potential for **Que River to host digital infrastructure / data centre facilities**
- Asset benefits from:
  - Adjacent **~30 MW substation**
  - Approximately **200 ML of water**
  - **Cool-climate environment**
  - **Cleared, levelled sites**, established access roads
  - **Remote and secure location**, meeting key data centre prerequisites
- Preliminary **non-binding discussions** held with potential strategic and development partners

De-Risking & Advancement

- Updated **JORC-compliant Mineral Resource Estimate** released **March 2025**[3]
- Considerable **mineral resource upside** identified[10][11]
- Strategy communicated to relevant **Tasmanian Government departments**
- Asset being advanced toward a structure suitable for **migration into its own entity**

GREEN RIVER RESOURCES

For personal use only

Objectives for 2026

- Identify and progress best pathway for separation of Que River asset from the Critical Minerals assets.
- Further studies to further refine pit design and economics.
- Conclude mining lease renewal process
- Refine economics on proposed third party processing with three proximal processing facilities.
- Continue to assess suitability of Que River site to host data infrastructure.

QUE RIVER PROJECT, TASMANIA

GREEN RIVER RESOURCES

For personal use only

- The Que River deposit is a high-grade polymetallic volcanic-hosted massive sulphide (VMS) deposit within the Mount Read Volcanics, home to major Tasmanian VMS mines like Hellyer and Rosebery.
- Located adjacent to the operating Hellyer Mine with private haul road access and just 14 km from processing mills at Rosebery and Renison Bell.
- Previously mined from 1980 to 2010 via underground and open-pit methods producing over 2.6 Mt at 14% Zn, 8% Pb, 0.5% Cu, 3.7 g/t Au and 205 g/t Ag[3], containing approximately 300,000 ounces of gold and 17,000,000 ounces of Silver.
- Updated JORC 2012 Mineral Resource reported (see next slide), including in-situ material viable due to current elevated metal prices.
- Significant exploration upside identified with promising open-cut and high-grade underground targets.
- Multiple development options currently under assessment to maximize value.

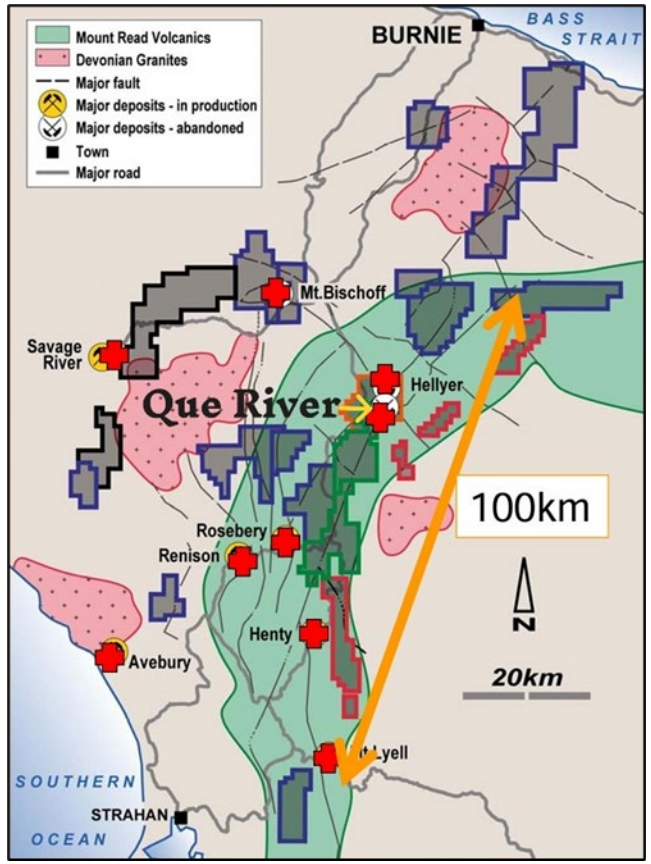

Chris Godfrey COO:
With high grade ore close to surface, open pitable in the existing PQ Lens south, open along strike and down dip, also from the existing QR32 open pit there remains high grade ore continuing down dip and open at depth. There are numerous underground resources of high grade that have not been recovered and extend down dip and are open at depth. As a result of the recent work conducted by our resource geologist there are several new viable Lens identified with high grade intercepts with opportunities to be mined through the existing underground workings[10][11].

GREEN RIVER RESOURCES

For personal use only

SUMMARY MINERAL RESOURCE ESTIMATE[3]

Resource Location	Classification	kt	Zn %	Pb %	Cu %	Au g/t	Ag g/t	Density t/m³	ZnEq %
UG	Indicated	1,618	2.9	1.4	0.34	0.77	47	3.30	9.0
underground	Inferred	329	3.6	1.8	0.34	0.69	48	3.33	9.7
	subtotal	1,947	3.0	1.4	0.34	0.76	47	3.31	9.1
Surface	Indicated	411	3.7	1.8	0.70	0.79	56	3.37	11.2
Open Pit	Inferred	35	4.3	2.5	0.16	1.15	60	3.30	12.7
	subtotal	445	3.7	1.8	0.66	0.82	56	3.37	11.3
Total	Indicated	2,028	3.1	1.5	0.42	0.78	49	3.32	9.5
	Inferred	364	3.7	1.8	0.32	0.73	49	3.33	10.0
	Total	2,392	3.1	1.5	0.40	0.77	49	3.32	9.5

The Mineral Resource in above table is reported at a 5% ZnEq cut-off where: ZnEq = Zn + 0.7 Pb +2.1 Cu +0.04 Ag + 3.3 Au. For more information refer to Appendix 1.

Reported in accordance with the 2012 Australasian Code for Reporting of Exploration Results, Mineral Resources and Ore Reserves ('the JORC Code 2012') released to the ASX 25 March 2025. The Company confirms that it is not aware of any new information or data that materially affects the information in the relevant ASX releases, and the form and context of the announcement has not materially changed. The Company confirms that the form and context in which the Competent Persons findings are presented have not been materially modified from the original market announcements.

For complete JORC disclosures please refer to ASX Announcement dated 25 March 2025 'Greenwing tables updated Polymetallic Mineral Resource at Que River'

GREENWING RESOURCES EQUITY RAISING

For personal use only

Offer structure and size	**An equity raising of up to $5.5m comprising:** - **A placement of up to $3.5m (tranche 1)** - **A conditional placement of up to $2m (tranche 2)** - **1 free attaching option for each 4 shares subscribed for exercisable at $0.08 on or before 25 June 2027 (conditional placement and options issue are subject to shareholder approval)**
Issue price	$0.042
Discounts	The issue price of $0.042 per share represents a discount of: ▪ 10.6% to the last traded price of $0.047 on 26 February 2026 ▪ 16.9% to the 15 day volume weighted average price to 26 February 2026
Uses of funds	The proceeds of the equity raising will be used for: ▪ San Jorge Project (Lithium Brine) – surveys, drill planning and asset maintenance - $0.8m ▪ Que River Project (Polymetallic) – mine re-start planning, security bonds and asset maintenance - $1.8m ▪ Graphmada Mining Complex (Graphite) – studies and asset maintenance – $0.8m ▪ Director loan repayments - $0.4m ▪ General working capital including the payment of creditors & the costs of the offer – up to $1.7m
Director participation	Directors have committed to subscribe $0.2m in the tranche 2 placement, subject to shareholder approval
Lead Managers	Prenzler Group and Bizzell Capital Partners

GREENWING RESOURCES EQUITY RAISING

For personal use only

Offer timetable	
Trading halt	27 February 2026
Announcement of Equity Raising and lifting of trading halt	3 March 2026
Issue of placement shares – tranche 1	10 March 2026
Shareholder meeting	Mid April 2026
Issue of placement shares – tranche 2	Late April 2026
Issue of placement options	Late April 2026

This timetable is indicative and may be subject to change.

Capital Structure	
Shares on issue	377.8m
Placement – tranche 1	84.3m
Conditional Placement – tranche 2	46.7m
Shares on issue post offer	508.8m

Subject to shareholder approval, the Company proposes to issue one new options for every 4 shares subscribed in the equity raising with an exercise price of $0.08 and expiry of 25 June 2027. This will be a total of up to 32.75million options.
The Company also has on issue a total of 18.5m options with expiries of June 2027, February 2028 and December 2029 and exercise prices of $0.08 and $0.12.

For personal use only

2026: STRATEGIC DEVELOPMENT AND VALUE CREATION

- The Company is encouraged by an improving outlook for critical minerals in 2026 and is well placed to capitalise on this with both San Jorge and Graphmada.
- With the substantial progress made at Que River over 2025 with the tabling of an updated resource and scoping study, Greenwing intends to separate the company into two separate and distinct businesses – seeking to maximise value for all stakeholders and expedite progress.

GREENWING CRITICAL MINERALS

- **San Jorge Lithium Brine Project:** Comprehensive review of exploration data underway to optimize the upcoming second drilling program, complete initial scoping study and attract strategic investment.
- **Graphmada Graphite Mine:** Continue sale of surplus equipment and spares, completion of initial scoping study and attraction of strategic investment.

GREEN RIVER RESOURCES

- **Que River Project:** Ongoing detailed assessment of exploration, metallurgical, and production data to refine resource extensions and potential revised open pit designs at QR32 and PQ South.

REFERENCES

(1) ASX ANNOUNCEMENT DATED 27 MAY 2024 'SAN JORGE LITHIUM BRINE PROJECT – MAIDEN MINERAL RESOURCE ESTIMATE'

(2) ASX ANNOUNCEMENT DATED 12 JULY 2022 - '212% INCREASE IN GRAPHITE RESOURCE AT GRAPHMADA MINING COMPLEX'. REPORTED IN ACCORDANCE WITH THE 2012 AUSTRALASIAN CODE FOR REPORTING OF EXPLORATION RESULTS, MINERAL RESOURCES AND ORE RESERVES ('THE JORC CODE 2012'). THE COMPANY CONFIRMS THAT IT IS NOT AWARE OF ANY NEW INFORMATION OR DATA THAT MATERIALLY AFFECTS THE INFORMATION IN THE RELEVANT ASX RELEASES, AND THE FORM AND CONTEXT OF THE ANNOUNCEMENT HAS NOT MATERIALLY CHANGED. THE COMPANY CONFIRMS THAT THE FORM AND CONTEXT IN WHICH THE COMPETENT PERSONS FINDINGS ARE PRESENTED HAVE NOT BEEN MATERIALLY MODIFIED FROM THE ORIGINAL MARKET ANNOUNCEMENTS.

(3) ASX ANNOUNCEMENT DATED 25 MARCH 2025 'GREENWING TABLES UPDATED POLYMETALLIC MINERAL RESOURCE AT QUE RIVER'

(4) ASX ANNOUNCEMENT DATED 26 MARCH 2021 'BASS METALS SIGNS BINDING TERM SHEET TO ACQUIRE THE SAN JORGE LITHIUM BRINE PROJECT IN ARGENTINA EXECUTION OF SAN JORGE PROJECT ACQUISITION AGREEMENT'

(5) ASX ANNOUNCEMENT DATED 2 DECEMBER 2021 'INITIAL EXPLORATION RESULTS- SAN JORGE LITHIUM PROJECT'

(6) ASX ANNOUNCEMENT DATED 8 FEBRUARY 2024 'STRONG PROGRESS AT SAN JORGE WITH DRILLING EXPANDING LITHIUM BRINE FOOTPRINT AND ATTRACTIVE INITIAL POROSITY VALUES

(7) ASX ANNOUNCEMENT DATED 8 APRIL 2024 'DRILLING PROGRAM UPDATE AT SAN JORGE PROJECT – GRADES UP TO 248 MG/L LITHIUM AT DEPTH, ADDITIONAL TEM GEOPHYSICS TO EXPAND BRINE FOOTPRINT'

(8) ASX ANNOUNCEMENT DATED 8 MAY 2024 'MAIDEN DRILLING PROGRAM COMPLETED AT SAN JORGE PROJECT – ALL 5 HOLES TO DATE RETURNED 200MG/L LI WITH POSITIVE POROSITY VALUES, INITIAL MINERAL RESOURCE ESTIMATE TO BE RELEASED THIS MONTH'

(9) ASX ANNOUNCEMENT DATED 29 OCTOBER 2024 'SAN JORGE PROJECT – BRINE PROCESSING UPDATE'

(10) ASX ANNOUNCEMENT DATED 2 APRIL 2025 'QUE RIVER PROJECT: EXPLORATION UPDATE – SIGNIFICANT OPEN CUT TARGETS & EXPLORATION POTENTIAL IDENTIIFED'

(11) ASX ANNOUNCEMENT DATED 8 APRIL 2025 'QUE RIVER PROJECT; EXPLORATION UPDATE - PQ LENS SOUTHERN EXTENSIONS – OPEN CUT & UNDEGROUND POTENTIAL HIGH GRADE EXPLORATION TARGETS IDENTIFIED'

(12) ASX ANNOUNCEMENT DATED 8 OCTOBER 2025 'QUE RIVER PROJECT: SCOPING STUDY COMPLETED HIGHLIGHTING LOW CAPEX PATHWAY TO POTENTIAL CASH FLOW'.

(13) ASX ANNOUNCEMENT DATED 5 FEBRUARY 2026 'GREENWING RELEASES UPDATED STRATEGY FOR QUE RIVER INCLUDING ASSESSMENT OF QUE RIVER PROJECT TO RE-COMMENCE MINING AND HOST DATA CENTRE INFRASTRUCTURE'

(14) ASX ANNOUNCEMENT DATED 12 FEBRUARY 2026 'GREENWING PARTNERS WITH LEADING LITHIUM BTINR FIELD SERVICES COMPANY ZELANDEZ TO PROGRESS THE SAN JORGE PROJECT'.

(15) ASX ANNOUNCEMENT DATED 26 SEPTEMBER 2022 'STRATEGIC TRANSACTION WITH NIO INC'

(16) ASX ANNOUNCEMENT DATED 24 FEBRUARY 2026 'QUE RIVER PROJECT: UPDATED METALS PRICES INTO SCOPING STUDY DELIVERS MATERIALLY IMPROVED OUTCOMES'.

For personal use only

APPENDIX 1 QUE RIVER ZINC EQUIVALENT CALCUATIONS

For personal use only

The Mineral Resource outlined on slide 15 is reported at a 5% ZnEq cut-off where: **ZnEq = Zn + 0.7 Pb +2.1 Cu +0.04 Ag + 3.3 Au**

Que River is predominantly considered a zinc-lead mine, however considerable value is associated with gold andsilver grades as well as some copper which can combine to be as value or more valuable than zinc-lead. Hence a zinc equivalent cut-off is required to ensure value of copper, gold and silver areas are not overlooked.

Rosebery ore processing performs similar to Que River. The published Rosebery combined recovery and payability values (source HKEX:MMG 23 January 2025) provide factors consistent with that expected for a standalone processing Que River operation. High factors of around 6 for Cu and Au grades reflect the relatively high current metal prices for Cu, Au and Ag and generally higher smelter payability. These factors include the data in Table 1 below.

However, toll treatment may not provide the same opportunities as an owner operated processing plant. The combined recovery, concentrate payability and milling cost used by the Company in 2009 for toll treatment at the Rosebery mill were lower as they included processing costs but also flatter payability across the commodities. It is these less optimistic equivalence assumptions and factors that are applied at this stage of the project review are outlined in Table 2 below.

Element	Metal price		Price per ore tonne		Metallurgical and Payability Factors			
	USD	Unit	USD	Unit	Recovery	Payability	Combined	Zn Factor
Zn	2800	t	28.0	10kg	86%	46%	40%	1.0
Pb	2000	t	20.0	10kg	76%	63%	48%	0.9
Cu	9300	t	93.0	10kg	66%	97%	65%	5.4
Au	2800	oz	90.0	g	84%	88%	74%	6.0
Ag	31	oz	1.0	g	81%	90%	73%	0.07

Table 1: published Rosebery combined recovery and payability values

Element	Metal price		Price per ore tonne		Bass Metals Contract	
	USD	Unit	USD	Unit	Payability	**Zn Factor**
Zn	2800	t	28	10kg	39.5%	**1.0**
Pb	2000	t	20	10kg	38.5%	**0.7**
Cu	9300	t	93	10kg	25%	**2.1**
Au	2800	oz	90	g	40%	**3.3**
Ag	31	oz	1.0	g	40%	**0.04**

Table 2: Assumptions applied

The total payability adopted at this stage is based on the most conservative option using combined mill cost, smelter returns & charges and mill recovery factors achieved by the Company under toll treatment contract in 2009 during the last phase of mining at Que River with toll treatment at the Rosebery concentrator.

Metal prices assumed this review include the 3 month LME contract price for base metals or last three month Kitco average price for precious metals.

Based on this information it is the Company's opinion that the elements included in the metal equivalents calculation have a reasonable potential to be recovered and sold.

For complete JORC disclosures please refer to ASX Announcement dated 25 March 2025 'Greenwing tables updated Polymetallic Mineral Resource at Que River'

For personal use only

CONTACT

Peter Wright | Managing Director
E. peter@greenwingresources.com
M. 0404 945 189

Greenwing Resources Ltd
ABN 31 109 933 995
www.greenwingresources.com

ASX:GW1