SOUTHERN PALLADIUM
A PLATINUM GROUP METALS COMPANY

9 February 2026

Southern Palladium 1-2-1 Mining Investment Conference Presentation

Southern Palladium (ASX:SPD and JSE:SDL), 'Southern Palladium' or 'the Company') is pleased to advise shareholders and investors that Southern Palladium will present at the "1-2-1 Mining Investment Conference" in Cape Town, South Africa.

A copy of the conference presentation is annexed hereto.

For further information, please contact:

Johan Odendaal
Managing Director
Southern Palladium
Phone: +27 82 557 6088
Email: johan.odendaal@southernpalladium.com

Australian media & investor relations inquiries: Sam Jacobs, Six Degrees Investor Relations: +61 423 755 909
South African media & investor relations inquiries: Sherilee Lakmidas, R&A Strategic Communications: +27 11 880 3924

Authorised for release by the Executive Chairman of Southern Palladium.

Follow @SouthernPalladium on Twitter

Follow Southern Palladium on LinkedIn

For personal use only

For personal use only

SOUTHERN PALLADIUM

A PLATINUM GROUP METALS COMPANY

ASX: SPD
JSE: SDL

THE NEXT WORLD-CLASS PLATINUM GROUP METALS DEVELOPMENT OPPORTUNITY

BENGWENYAMA PROJECT | EASTERN LIMB, BUSHVELD COMPLEX

1-2-1 Mining Investment Conference
Cape Town | February 2026

DISCLAIMER

SOUTHERN PALLADIUM
A PLATINUM GROUP METALS COMPANY

For personal use only

The following disclaimer applies to this investor presentation (Presentation). You should read this disclaimer carefully before reading or making any other use of this Presentation or any information contained in this Presentation. By accepting this Presentation, you represent and warrant that you are entitled to receive this Presentation in accordance with the restrictions, and agree to be bound by the limitations, contained within it. This presentation has been prepared by Southern Palladium Limited ACN 646 391 89 (Company) for the purposes of its non-deal roadshow.

This Presentation contains summary information about the Company and its subsidiaries (Group) and their activities which is current only as at the date of this Presentation. The information in this Presentation is of a general nature and does not purport to be complete or comprise all the information which a prospective investor may require in evaluating a possible investment in the Company or that would be required in a prospectus or other disclosure document prepared in accordance with the requirements of the Corporations Act 2001 (Cth) (Corporations Act). The distribution of this Presentation (including an electronic copy) outside Australia may be restricted by law. If you come into possession of this Presentation, you should observe such restrictions and seek your own advice on such restrictions. Any non-compliance with these restrictions may contravene applicable securities laws.

The information contained in this Presentation is not financial product, investment, legal, taxation or other advice or any recommendation to acquire securities in the Company. No reliance may be placed for any purpose whatsoever on the information contained in this Presentation. This Presentation does not and will not form any part of any contract for the acquisition of securities in the Company. This Presentation has been prepared without taking into account your investment objectives, financial situation or particular needs. Before making an investment decision, you should make your own enquiries and investigations and consider whether it is a suitable investment for you in light of your own investment objectives, financial situation and particular needs, having regard to the merits or risks involved. An investment in securities in the Company is subject to investment and other known and unknown risks, some of which are beyond the control of the Group. The Company does not guarantee any particular rate of return or the performance of its securities, nor does it guarantee any particular tax treatment. You should carefully consider the risks outlined in this Presentation before making an investment decision.

This Presentation contains forward looking statements, including statements regarding the Company's intentions, beliefs or current expectations about the Group's business and operations, and market conditions. Forward looking statements can generally be identified using forward looking words such as, “expect”, “anticipate”, “likely”, “intend”, “should”, “could”, “may”, “predict”, “plan”, “propose”, “will”, “believe”, “forecast”, “estimate”, “target” and other similar expressions. Forward looking statements are provided as a general guide only and should not be relied upon as an indication or guarantee of future performance. Forward looking statements involve known and unknown risks, uncertainties, assumptions and contingencies which are subject to change without notice, as are statements about market and industry trends which are based on interpretations of current market conditions. Actual results, performance or achievements may vary materially from any forward-looking statements and the assumptions on which statements are based. Except as required by law or regulation, the Group disclaims all obligations to update publicly any forward-looking statements, whether as a result of new information, future events or results or otherwise. Past performance information given in this Presentation is given for illustrative purposes only and should not be relied upon as an indication of future performance.

Certain market and industry data used in connection with this Presentation may have been obtained from research, surveys or studies conducted by third parties, including industry or general publications. Neither the Group nor its representatives have independently verified any such market or industry data provided by third parties or industry or general publications. No representation or warranty, express or implied, is made as to its fairness, accuracy, correctness, completeness or adequacy.

None of the Group's advisers, directors, officers, employees or agents have authorised, permitted or caused the issue, dispatch or provision of this Presentation nor, except to the extent referred to in this Presentation, made or purported to make any statement in this Presentation. To the maximum extent permitted by law, the Group and its advisers expressly disclaim all liabilities and responsibility in respect of any expenses, losses, damages or costs incurred by any recipient as a result of the use or reliance on anything contained in or omitted from the information in this Presentation, including, without limitation, any liability arising from fault or negligence or otherwise, and make no representation or warranty, express or implied, as to the fairness, currency, accuracy, reliability or completeness of the information contained in this Presentation.

This Presentation does not constitute an offer to sell, or the solicitation of an offer to buy, any securities in the United States. Securities in the Company have not been, nor will be, registered under the U.S. Securities Act of 1933, as amended (U.S. Securities Act) or the securities laws of any state or other jurisdiction of the United States. Accordingly, the securities in the Company may not be offered or sold, directly or indirectly to, persons in the United States or persons who are acting for the account or benefit of a person in the United States unless they have been registered under the U.S. Securities Act (which the Company has no obligation to do so or procure) or in a transaction exempt from, or not subject to, the registration requirements of the U.S. Securities Act and any other applicable U.S. state securities laws.

All dollar values are in US dollars, unless otherwise stated.

TIER-1 PLATINUM GROUP METAL (PGM) ASSET:
IN PRIME BUSHVELD MINING REAL ESTATE

For personal use only

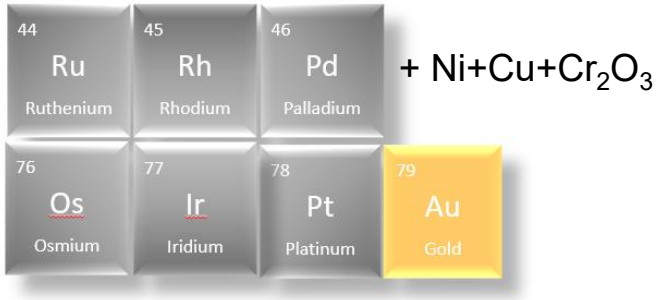

+ Ni+Cu+Cr_2O_3

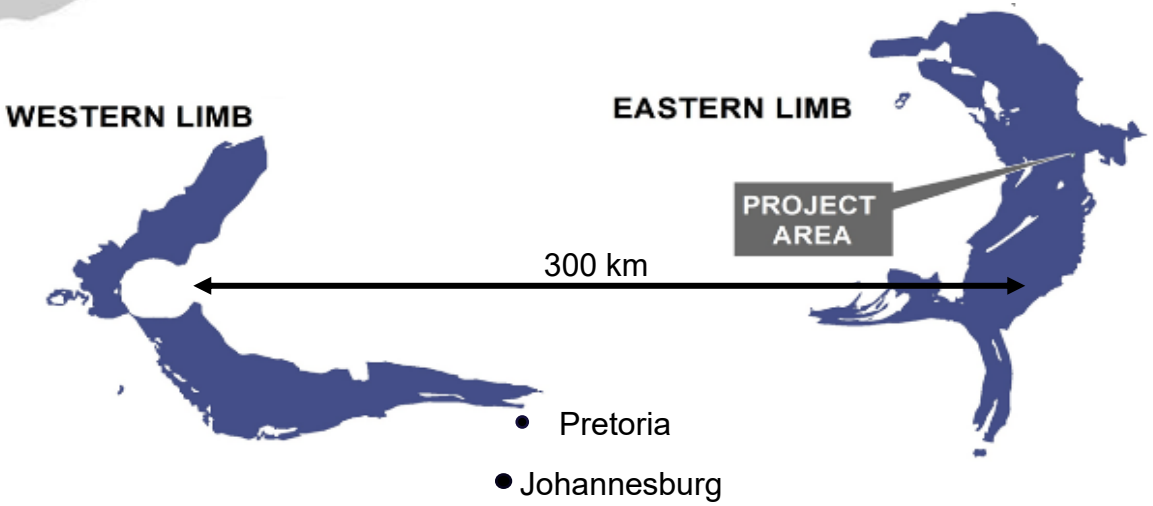

EASTERN LIMB

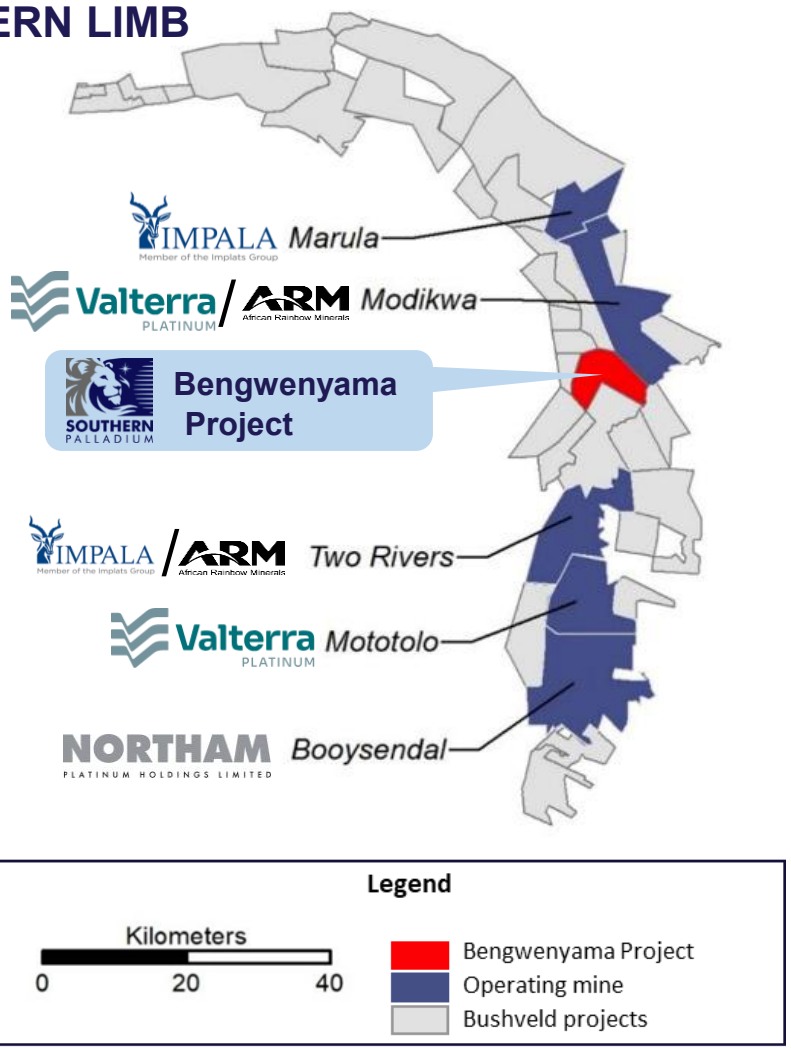

OUR ACHIEVEMENTS AND GOALS

PROJECT DELIVERY ON-TIME AND ON-BUDGET – KEY MILESTONES

SOUTHERN PALLADIUM
A PLATINUM GROUP METALS COMPANY

A$19m raised in IPO June 2022	Drilling Starts	Submit Mining Right	MRE Update 40Moz	PFS Maiden Reserve 6.2Moz	Environmental Authorisation Granted	OPFS NPV US$857m	A$8m Placement	A$20m Placement	MINING RIGHT	Early Decline Development
Jun 2022	Aug 2022	Sept 2023	October 2024	May 2025	June 2025	July 2025	October 2025	**Feb 2026**		

EXPLORATION PHASE - UNDERSTAND THE OREBODY
33,000m drilling Programme, PFS and Resource & Reserve

STUDIES PHASE OPTIMISE
Optimised Prefeasibility Study

DEVELOPMENT PHASE
Metallurgical and geotechnical drill programme and DFS, RFQ'S for Early Development Decline

2022 | 2023 | 2024 | 2025 | 2026

For personal use only

EXPLORATION: OREBODY UNDERSTANDING & SCALE 2022-2024

LARGE, HIGH-QUALITY UG2 AND MERENSKY OREBODY

SOUTHERN PALLADIUM
A PLATINUM GROUP METALS COMPANY

For personal use only

Mineral Resource
ounces (M,I&I)
40.25Moz[1]
combined UG2 & Merensky Mineral Resource

PGM Distribution in Orebody

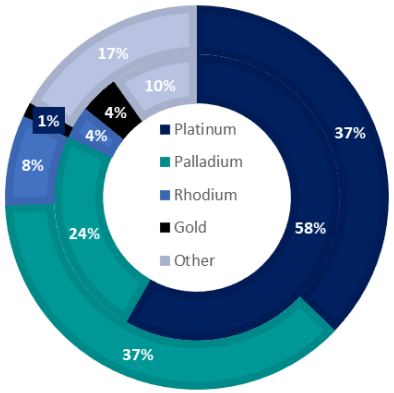

PFS

Maiden **Probable Ore Reserve** of
6.29 Moz[2]
on 28 October 2024

31.72 Mt @ 6.17 g/t 6E plus chromite credits.
Reserves based solely on Measured & Indicated resources.
Significant conversion upside remains

Attractive PGM Basket with Meaningful By-Product Credits

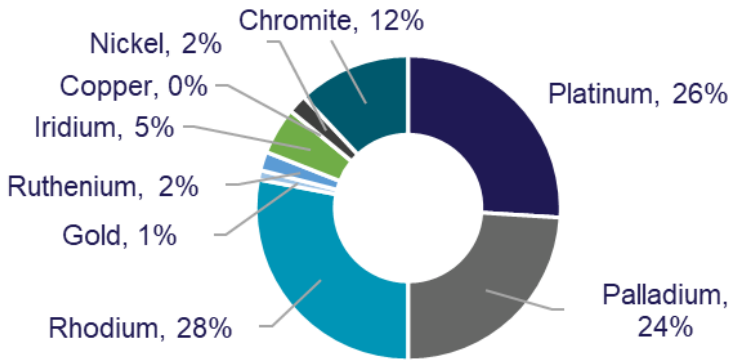

Source:

1. ASX Announcement 23 October 2024 "Bengwenyama Mineral Resource Update: Total (UG2 & MR) Mineral Resource now 40.25Moz, Merensky Reef Indicated Resource +17% to 2.23Moz (7E)". Refer Annexures

2. ASX Announcement 28 October 2024 "Prefeasibility Study Results: Project NPV8 of USD1.059bn Maiden JORC Ore Reserve of 6.29 million oz @ 6.17g/t PGM (6E)"

3. 70% interest in Bengwenyama Project

OPTIMISED PREFEASIBILITY STUDY EARLY 2025

ROBUST OPFS ECONOMICS WITH STAGED DEVELOPMENT OPTIONALITY

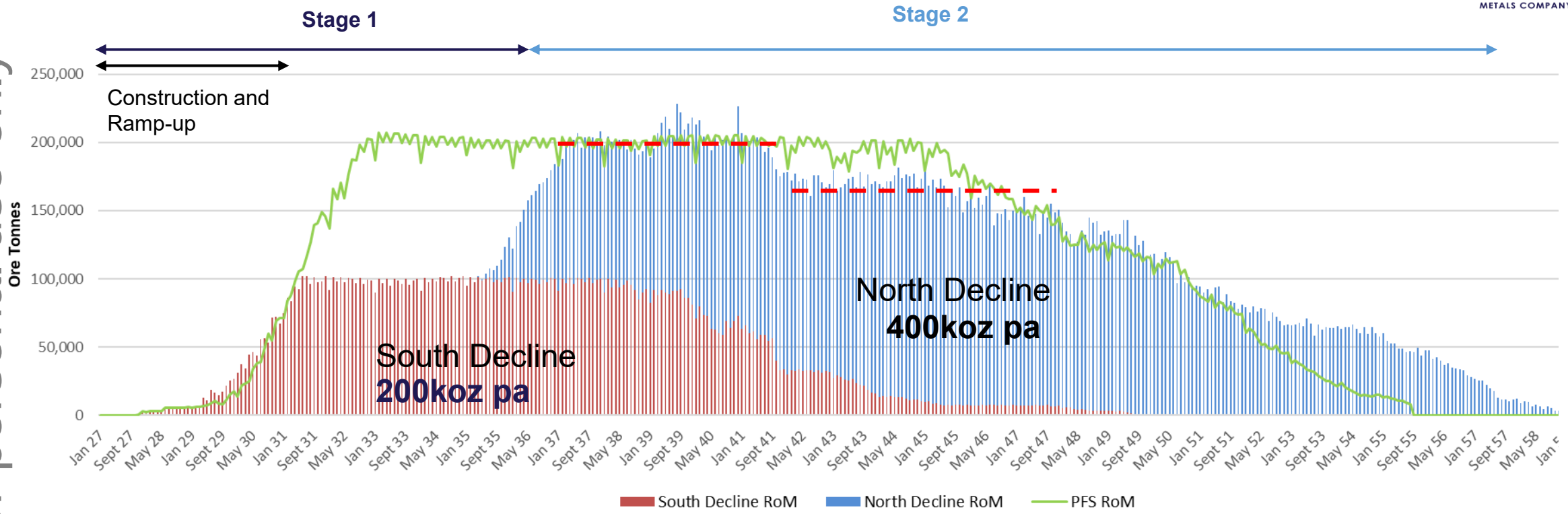

Peak funding requirement	
Stage 1	**US$279 million** 38% less than PFS
Stage 2	funded through cash generated via Stage 1 production

Costs (LOM average)	
All in Sustainable Costs (AISC):	
Stage 1	**US$969/6E oz**
Stage 2	**US$821/6E oz**

$NPV_{8\%}$ (post-tax)	
Stage 1	**Economically viable on its own: 21.8% IRR**
Stage 2	**US$857m (using PFS price deck) : 26.4% IRR on conservative PGM price estimates**

For personal use only

DRILLING: DFS DE-RISKING DRILLING PROGRESS: 2025/26

DFS DRILLING PROGRAM WELL ADVANCED

For personal use only

SOUTH DECLINE AREA

- DFS drill programme advancing on schedule with six diamond rigs operating on site
- Metallurgical, surface geotechnical and test pitting work have now been completed, with underground geotechnical drilling progressing as planned
- 52 drillholes and 37 deflections for 6,651m completed to-date, (~50% of drill program completed)
- Confirms geological model and mine assumptions with Shallow UG2 intersections (~80–85 m)

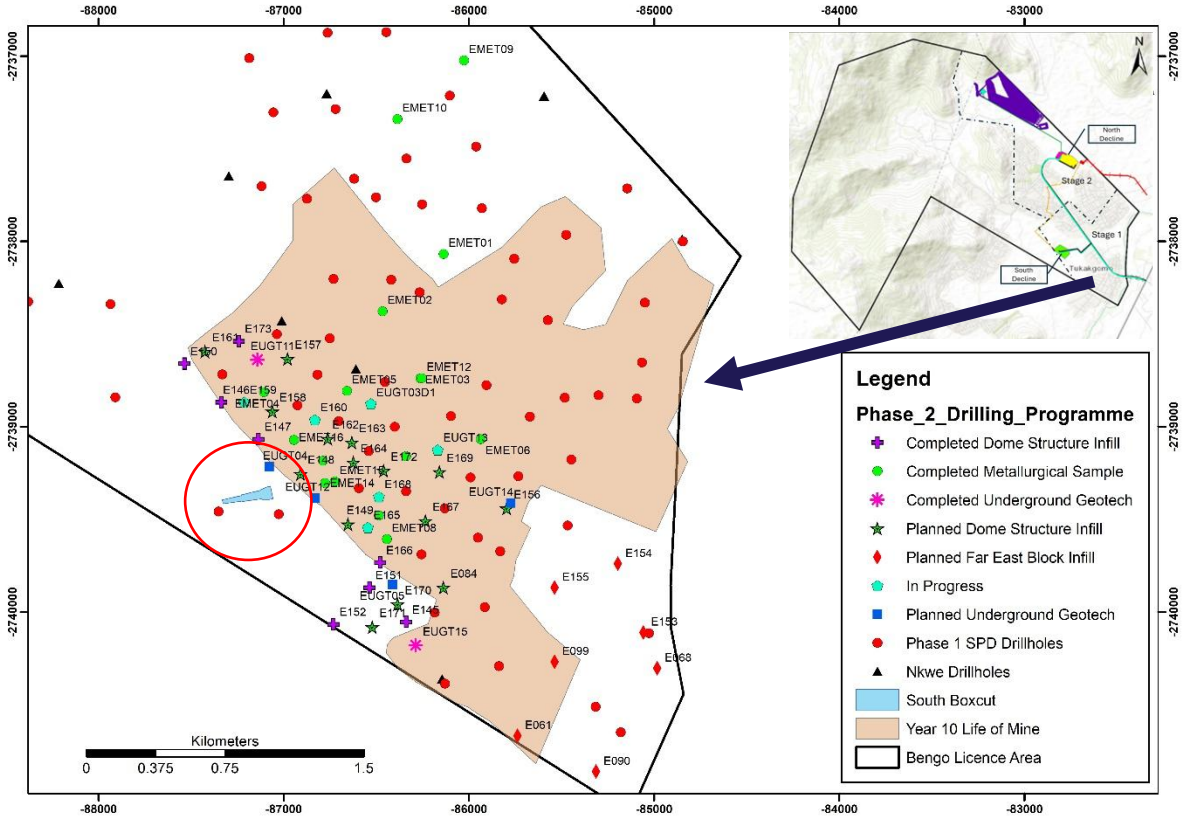

DFS & EARLY DEVELOPMENT READINESS

TRANSITIONING FROM STUDY PHASE TO EXECUTION READINESS

SOUTHERN PALLADIUM
A PLATINUM GROUP METALS COMPANY

For personal use only

DFS advancing across mine design, metallurgy, infrastructure

- Independent peer review
- Early contractor engagement underway

Processing & Optimisation Strategy

- Optimised, Low-Risk Processing Strategy
- MF2 flowsheet – conventional for BC
- Enhanced chromite recovery options
- Coarser grind strategy to reduce costs
- Optional fine chromite circuit for upside

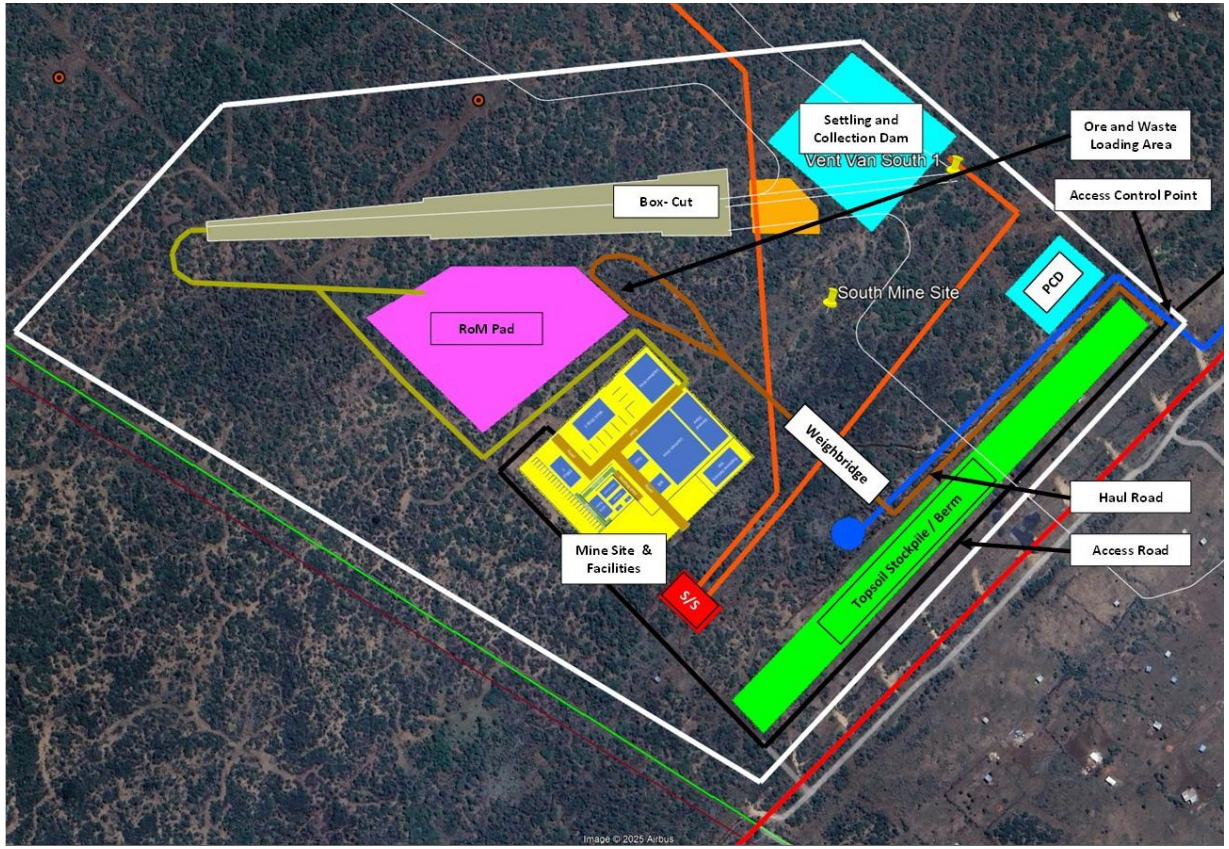

DEVELOPMENT TIMELINE

CLEAR PATH FROM DFS TO FIRST PRODUCTION

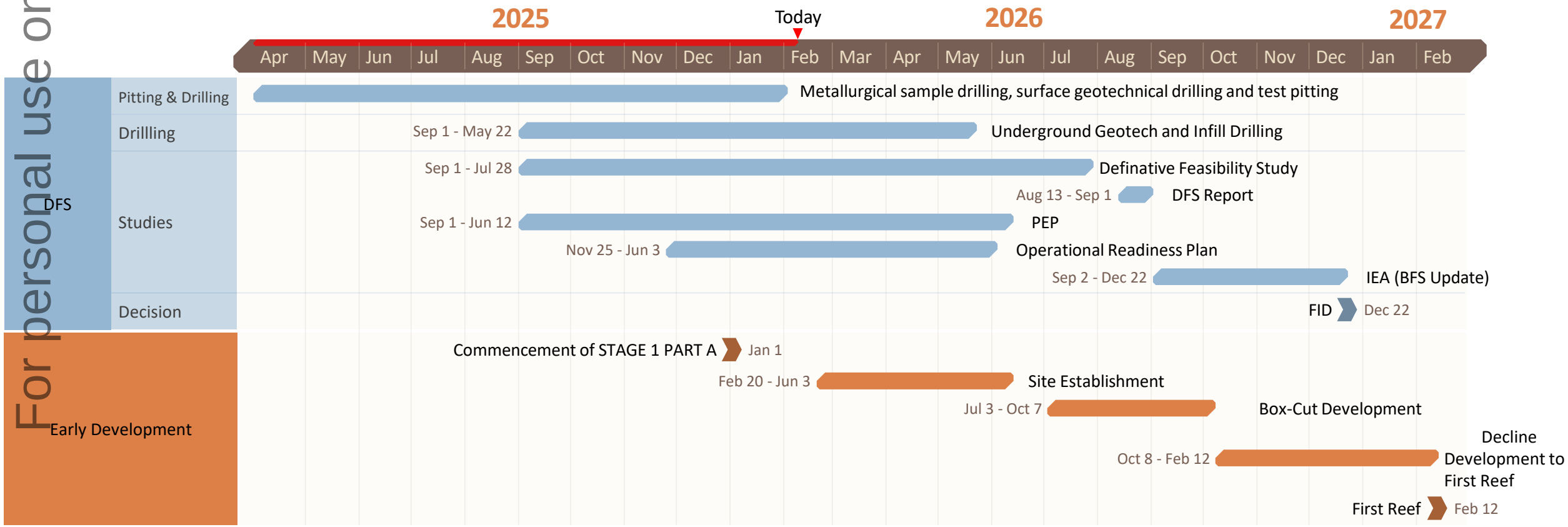

For personal use only

GLOBAL PGM MARKETS

MARKET EXPECTED TO REMAIN IN STRUCTURAL DEFICIT

For personal use only

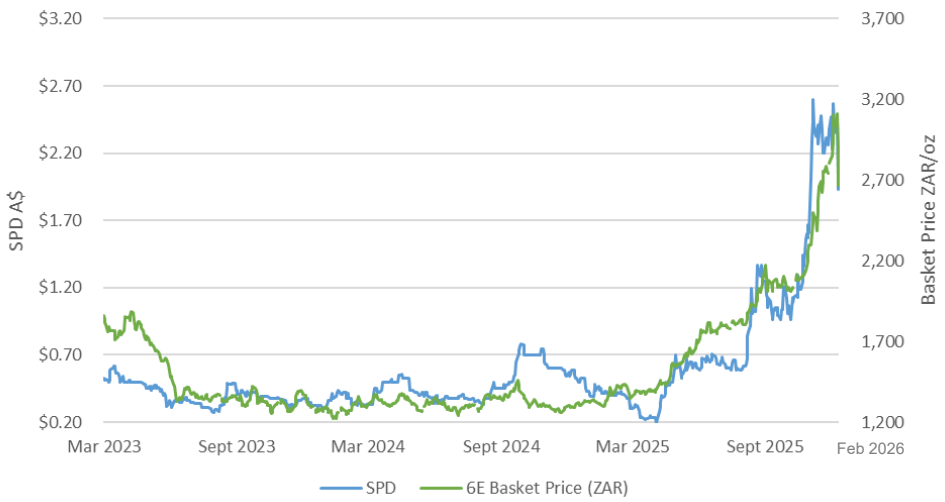

Price US$/oz	Platinum	Palladium	Rhodium	Iridium	Ruthenium	Gold	6E Basket Price
02/02/2026	2,060	1,640	10,850	6,650	1,425	4,653	2.670

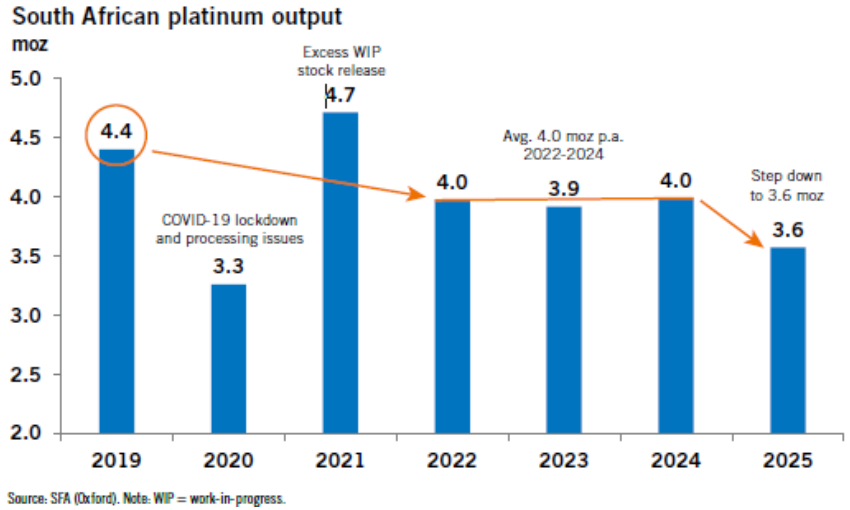

	Platinum	Palladium	Rhodium
Primary Supply 2025	5.5Moz	6.4Moz	0.7Moz
SA share of supply	SA 70% of primary supply: likely to be down ~3% at 3.6 Moz in 2025	SA 35%	SA 80%
Demand 2025	7.7Moz	9.4Moz	1.0Moz
Critical Minerals	Accelerate buying		
Automotive	Hybrid and ICE demand remains strong. US PGM demand for ICEs is rising.		
Investment	Strong investment demand because of high Gold price		
Jewellery	Strong growth in China Jewellery Sales 2% CAGR from 2024 to 2029f		
Data Storage	Forecast to increase from 175 to 2,142 Zetabytes: **Pt & Ru (no substitute)**		
Hydrogen Economy Ticking	Lower PEM Electrolyser costs **Pt + Ir**		
Recycling 2025	1.4 Moz	3.1 Moz	0.3 Moz

Deficits have not gone away

Source: Johnson Matthey, WPIC

SUMMARY AND OUTLOOK

- Regulatory de-risking largely complete
- Strong PFS economics
- Well-funded for DFS and early development
- Positioned for FID in a tightening PGM market

For personal use only

For personal use only

SOUTHERN PALLADIUM

A PLATINUM GROUP METALS COMPANY

CONTACT US

Johannesburg, South Africa

Coldstream Office Park, Suite 6
2 Coldstream Street
Little Falls
Roodepoort
Johannesburg

Sydney, Australia

Level 1, 283 George Street,
Sydney, NSW 2000

Email:
info@southernpalladium.com

CORPORATE OVERVIEW:

For personal use only

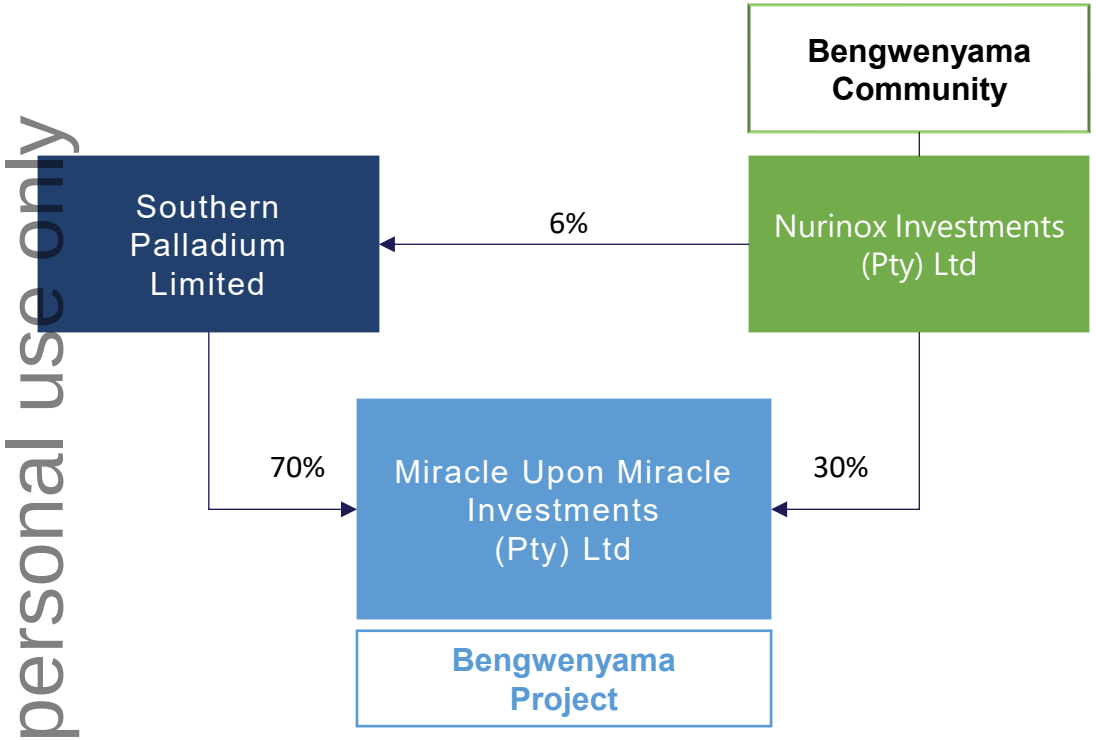

SOUTHERN PALLADIUM LIMITED (ASX:SPD, JSE:SDL)		
Share Price ASX/JSE	A$2.14	ZAc2300
	A$ (Million)	ZAR
Total number of shares issued	125.189	
Market cap [1]	268	3,001
Cash at Bank [2]	24	263
Enterprise Value	244	2,739
Options with exercise price of A$0.875 expires on June 2026 [3]	7.33m	
Options with exercise price of A$0.70 expires on 30 September 2027 [4]	0.875m	
As at :	03-Feb-26	
AUD/ZAR	11.20	
USD/AUD	0.70	

1. Using AUD price
2. 12 January 2026 - Unaudited
3. At 75% premium to IPO issue price
4. At 75% premium over the 20-day VWAP of the Company's share price as traded on the ASX up to 30 September 2024



Major Shareholders	
Top 20 holders	**71%**
Directors and Management	**15%**

BENGWENYAMA PROJECT
RESOURCES AND RESERVES

SOUTHERN PALLADIUM
A PLATINUM GROUP METALS COMPANY

Combined UG2 and MR Mineral Resource as at 23 October 2024

Reef	Resource Category	Tonnes	Thickness	Pt	Pd	Rh	Au	Ir	Os	Ru	4E	7E	Cu	Ni	Moz (4E)	Moz (7E)	Total Moz[1]
		Mt	(m)	(g/t)									(%)				
Merensky	Indicated	25.11	2.02	1.62	0.64	0.10	0.12	0.03	0.03	0.21	2.49	2.76	0.04	0.12	2.01	2.23	2.23
Merensky	Inferred (7E)	62.54	1.81	2.09	0.86	0.14	0.18	0.04	0.04	0.26	3.22	3.55	0.05	0.14	6.47	7.13	7.13
Merensky	**Total (7E)**	**87.66**	**1.87**	**1.96**	**0.80**	**0.13**	**0.16**	**0.04**	**0.04**	**0.24**	**3.01**	**3.32**	**0.04**	**0.13**	**8.48**	**9.36**	**9.36**
Merensky	Inferred (4E)	59.44	1.96	2.01	0.93	0.10	0.17				3.18				6.08		6.08
Merensky	**Total (4E)**	**147.10**	**1.90**	**1.98**	**0.85**	**0.11**	**0.17**				**3.08**				**14.56**		**15.44**
UG2	Measured	7.17	0.77	3.69	3.75	0.76	0.12	0.25	0.17	1.24	8.34	10.00	0.03	0.16	1.92	2.30	2.3
UG2	Indicated	18.52	0.72	3.68	3.63	0.76	0.11	0.26	0.17	1.23	8.19	9.85	0.04	0.16	4.88	5.86	5.86
UG2	Inferred (7E)	33.01	0.69	3.67	3.50	0.76	0.11	0.26	0.17	1.23	8.04	9.70	0.04	0.17	8.54	10.30	10.3
UG2	**Total (7E)**	**58.70**	**0.71**	**3.67**	**3.57**	**0.76**	**0.11**	**0.26**	**0.17**	**1.23**	**8.12**	**9.78**	**0.04**	**0.17**	**15.33**	**18.46**	**18.46**
UG2	Inferred (4E)	36.12	1.30	3.00	2.01	0.44	0.07				5.47				6.35		6.35
UG2	**Total (4E)**	**94.82**	**0.93**	**3.42**	**2.98**	**0.64**	**0.10**				**7.11**				**21.68**		**24.81**
Combined Total (7E)		**146.35**	**1.40**	**2.64**	**1.91**	**0.38**	**0.14**	**0.13**	**0.09**	**0.64**	**5.06**	**5.91**	**0.04**	**0.14**	**23.81**	**27.82**	
Combined Total (4E)		**241.92**	**1.52**	**2.54**	**1.68**	**0.32**	**0.14**				**4.66**				**36.24**		
Combined Total (7E&4E)[1]																	**40.25**

Note:
1. Several historic drill holes in the Nooitverwacht Extension area did not assay for the minor PGEs, so a 7E resource cannot yet be stated for part of the inferred Mineral Resource. However, it does contribute to the total resource ounces.
2. All elements have been estimated individually and their combined grade will vary slightly from the estimated composite 4E and 7E modelled grades.

UG2 Ore Reserves Estimation as at 28 October 2024

Ore Reserve Category	Tonnes	Pt	Pd	Rh	Au	Ir	Os	Ru	4E	6E	Cu	Ni	Cr_2O_3	Moz(4E)	Moz(6E)
	Mt	(g/t)	(g/t)	(g/t)	(g/t)	(g/t)	(g/t)	(g/t)	(g/t)	(g/t)	(%)	(%)	(%)		
Probable	31.72	2.34	2.33	0.48	0.07	0.16	-	0.78	5.22	6.17	0.02	0.12	19.03	5.32	6.29
Total	**31.72**	**2.34**	**2.33**	**0.48**	**0.07**	**0.16**	**-**	**0.78**	**5.22**	**6.17**	**0.02**	**0.12**	**19.03**	**5.32**	**6.29**

Notes:
1. The Ore Reserve estimation included diluted Measured and Indicated Mineral Resources only.
2. No Inferred Mineral Resources have been included in the Ore Reserve.
3. The Ore Reserve estimation was completed using a 6E basket price (before payabilities) of USD1,557/oz over the LoM.

For personal use only

COMPLIANCE STATEMENT

For personal use only

JORC Compliance Statement

The information in this presentation relating to:

- Resources is extracted from the report titled “Bengwenyama Mineral Resource Update: Total (UG2 & MR) Mineral Resource now 40.25Moz, Merensky Reef Indicated Resource +17% to 2.23Moz (7E) created on 23 October 2024;
- Reserves is extracted from the report titled “Prefeasibility Study Results: Project NPV8 of USD1.059bn Maiden JORC Ore Reserve of 6.29 million oz @ 6.17g/t PGM (6E) created on 28 October 2024 and;

These announcements are available to view on the Company’s website at https://www.southernpalladium.com/site/investor-centre/asx-announcements. The company confirms that it is not aware of any new information or data that materially affects the information included in the original market announcement and, in the case of estimates of Mineral Resources or Ore Reserves, that all material assumptions and technical parameters underpinning the estimates in the relevant market announcement continue to apply and have not materially changed. The Company confirms that the form and context in which the Competent Person’s findings are presented have not been materially modified from the original market announcement.

Optimised Prefeasibility Study

The information in this presentation relating to the Optimised Prefeasibility Study is extracted from the ASX Announcement “Optimised Prefeasibility Study: Project NPV of US$857m with Improved Fundability Through Staged Development” dated 10 July 2025 and is available on the Company’s website at https://www.southernpalladium.com/site/investor-centre/asx-announcements

The Company confirms that all material assumptions underpinning the forecast financial information derived from the production target assumed in the Optimised Prefeasibility Study continue to apply and have not materially changed”.