ASX ANNOUNCEMENT

31 October 2025

September 2025 Quarterly Activities Report

Battery minerals and gold explorer **Charger Metals NL** (ASX: **CHR**, "**Charger**" or "**the Company**") is pleased to provide the following Activities Report for the quarter ended 30 September 2025 (the "**Quarter**").

HIGHLIGHTS

Lake Johnston Lithium and Gold Project, Western Australia

- Rio Tinto Exploration Pty Limited ("RTX") and Charger agreed to the 2025 exploration programme for the Lake Johnston Lithium Project, with a budget of $1.1 million to be sole funded by RTX.
- **Medcalf Lithium Deposit maiden Inferred Mineral Resource** estimate ("MRE") of **8.2Mt @ 1.0% Li_2O.**
- An **Exploration Target[1] of 3 – 5Mt @ 1.0% - 1.4% Li_2O** has been defined at the adjacent Medcalf West Prospect approximately 400m to the west.
- **+3,000m Reverse Circulation ("RC") drill programme** was fully permitted at Lake Johnston during the quarter to drill test:
  - five priority lithium (and gold) targets at the Mt Gordon prospects; and
  - the Whitten Lithium Caesium Tantalum ("LCT") pegmatite target at the Mt Day prospect.
  - **RC drill programme commenced in Oct'25 with 9 holes and 1,206 metres** completed to date and assay results expected within 6 to 9 weeks.
- Exploration continued to be funded by RTX, as per the farm-in agreement for the Lake Johnston Lithium Project (RTX Agreement). RTX can earn an initial 51% by sole funding $10 million in exploration expenditure.
- Charger has **planned a fully permitted drill programme focused on the Richard Gold Prospect to take place in Nov'25**.

1. *Cautionary Statement: The potential quantity and grade of the Medcalf West Exploration Target is conceptual in nature, there has been insufficient exploration work to estimate a Mineral Resource and it is uncertain if further exploration will result in defining a Mineral Resource.*

Corporate

- **At 30 Sept'25 cash $2.26M ($2.67M at 30 Jun'25).**
- Only **77.4 million ordinary shares** on issue - undiluted **market capitalisation of ~$5.6M.**
- Charger continues to evaluate new project opportunities in the gold and battery metals sectors.
- A Board re-structure took place on 2 Sept 2025, **appointing Bryan Dixon as Managing Director** and **Tim Armstrong as a Non-Executive Director.**

For personal use only

For personal use only

Charger's Managing Director, Bryan Dixon, commented:

"The **maiden Medcalf Mineral Resource of 8.2Mt @ 1.0% Li_2O** highlights the potential for Charger's Lake Johnston Lithium and Gold Project and is a reward for the systematic greenfields exploration managed by the Company. The lithium mineralisation hosted by outcropping, high-grade spodumene-bearing pegmatites which bodes well for potential future mining scenarios.

"The significant **Medcalf West Exploration Target of 3 – 5Mt @ 1.0% – 1.4% Li_2O** was estimated from high-grade lithium-in-pegmatite drill intersections and pegmatite outcrops. The maiden resource and defined exploration targets highlights the potential to significantly grow further near-surface resources within the greater Lake Johnston Lithium and Gold Project. The fact that both Medcalf and Medcalf West remain open adds to the growth potential.

"A further **3,000m RC drill programme commenced** at Lake Johnston Lithium and Gold Project during Oct'25. All six areas to be tested by this drill programme are defined by lithium-in-soils anomalies, with several having associated and gold anomalism. None of these six areas have been previously drill-tested for lithium."

LAKE JOHNSTON LITHIUM PROJECT, WESTERN AUSTRALIA (CHR 100% INTEREST, RTX EARNING IN)

Background

In Mar'25, the Company announced that it had agreed with RTX an exploration program with a budget of $1.1 million to be spent over the following 9 months at Lake Johnston Lithium Project ("**Lake Johnston**") in Western Australia (100% Charger; RTX earning-in).

Medcalf Mineral Resource Estimate

In Aug'25, Charger Metals NL (**ASX: CHR**, "**Charger**" or the "**Company**") was pleased to report a maiden MRE of **8.2Mt @ 1.0% Li_2O** at a 0.5% Li_2O cut-off for the Medcalf Lithium Deposit[1]. The Mineral Resource estimate was completed by Ashmore Advisory Pty Ltd ("Ashmore"). The Statement of Mineral Resources is reported in line with requirements of the 2012 JORC Code and is therefore suitable for public reporting.

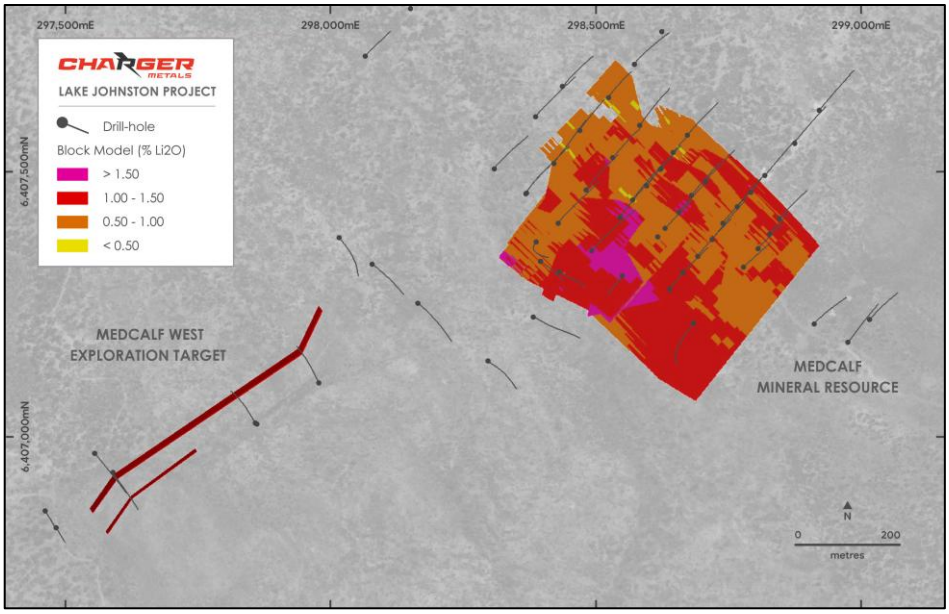

Figure 1. Plan of the Medcalf Lithium 8.2Mt Mineral Resource and Medcalf West Lithium Exploration Target

Table 1. Medcalf August 2025 Inferred Mineral Resource Estimate (0.5% Li_2O cut-off).

Zone	Tonnage (Mt)	Grade (% Li_2O)	Contained Li_2O (kt)
Weathered	0.3	0.96	3
Primary (fresh)	8.0	1.00	80
Total	**8.2**	**1.00**	**83**

[1] *Refer to ASX Announcement 18 Aug 2025 – "Maiden High-Grade Lithium Resource at Medcalf Highlights Strong Potential of Lake Johnston"*

For personal use only

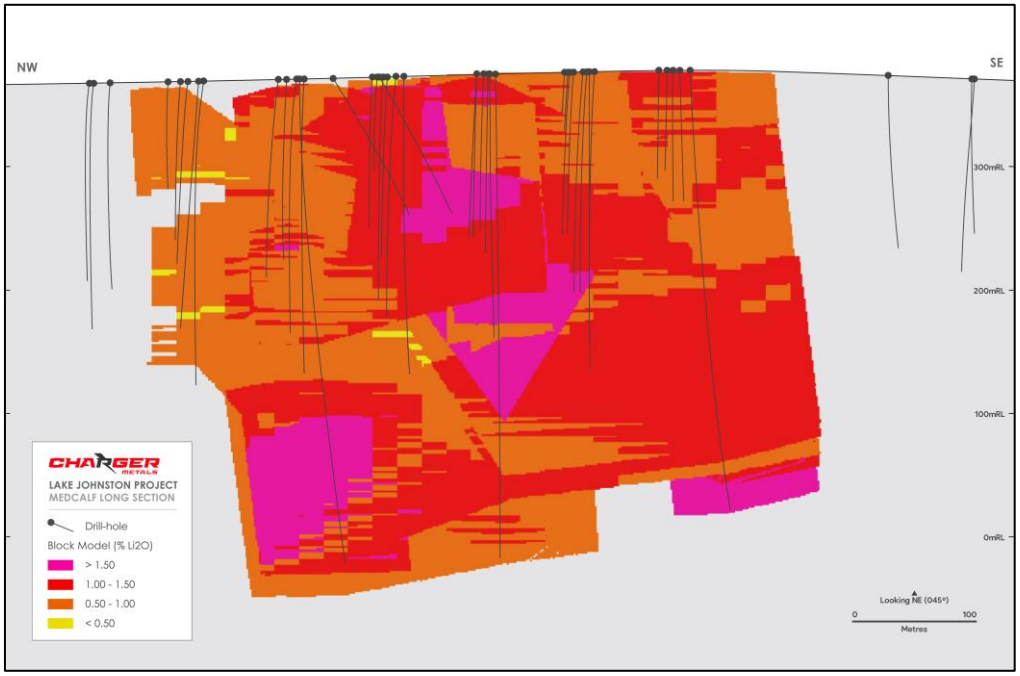

Figure 2. Long sectional view of the ***Medcalf Lithium Mineral Resource 8.2Mt @ 1.0% Li_2O****.*

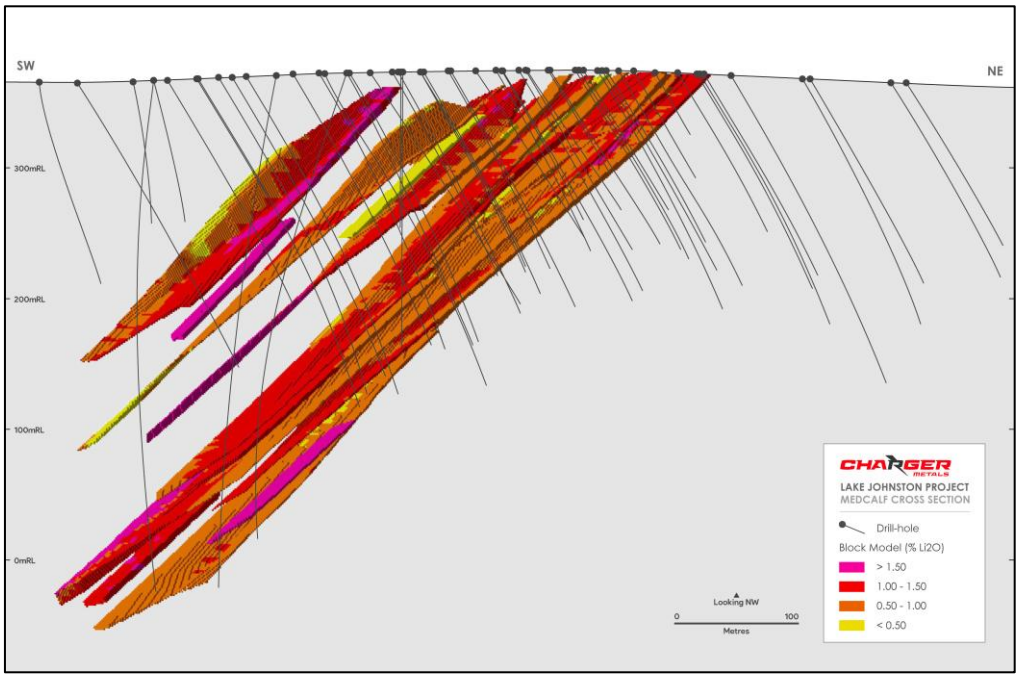

Figure 3. Cross sectional view of the Medcalf Lithium Mineral Resource.

Medcalf West Exploration Target - 3 – 5Mt

In addition to this resource, an **Exploration Target of 3 – 5Mt @ 1.0% – 1.4% Li_2O** has been estimated for the Medcalf West Lithium Prospect[1], which lies immediately to the west of the Medcalf Lithium Deposit. Importantly, both Medcalf and Medcalf West remain open at depth. The potential quantity and grade of the Medcalf West Exploration Target is conceptual in nature. There has been insufficient exploration to estimate a Mineral Resource. It is uncertain if further exploration will result in the estimation of a Mineral Resource. The Exploration Target has been prepared and reported in accordance with the 2012 edition of the JORC Code.

The locations of the Medcalf Mineral Lithium MRE and Medcalf West Lithium Exploration Target are shown in Figure 1.

For personal use only

RC drill programme at Lake Johnston Lithium and Gold Project

In Oct'25, a 3,000m RC drilling programme commenced at its Lake Johnston Lithium and Gold Project. The programme covers six priority, but previously untested, lithium targets. This programme is being managed by Charger and funded by RTX pursuant to RTX's farm-in agreement with Charger..[2] As at the date of this report, 9 holes and 1,206 metres completed under this programme with initial assays expected within 6 to 9 weeks.

Mt Gordon Drill Targets

The Mt Gordon programme will focus on five priority target areas across the Mt Gordon prospect defined by lithium, gold and niobium in-soils anomalies and/or structural positions interpreted from geophysics (Figure 4).

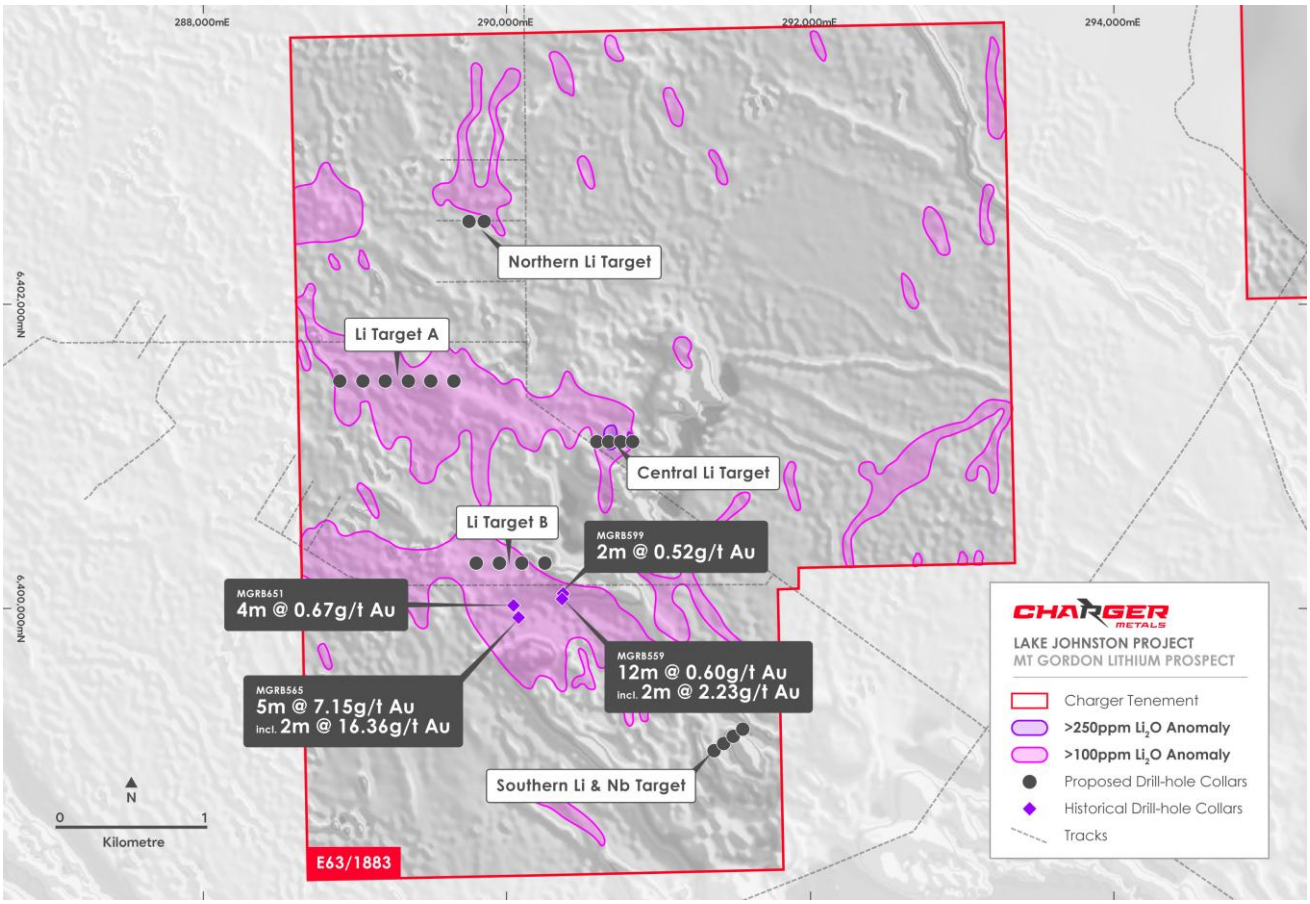

Figure 4. Mt Gordon Lithium, Gold and Niobium Prospects showing the location of planned RC drill-holes in relation to the five defined target areas over aeromagnetics (RTP_1VD).

Mt Gordon is located between Charger's Medcalf Lithium Deposit and TG6 Metals Ltd's Burmeister and Jaegermeister Lithium Exploration Targets (see Figure 6).

Some of the lithium anomalies also overlap with gold anomalies identified from both soil sampling and prior RAB and air-core drilling[3]. Importantly, the high-grade gold intervals are located at the base of the saprolite evidenced in many of the shallow RAB and air-core drill-holes ending in anomalous (>0.10 g/t Au) gold values. This strongly suggests potential for further in-situ gold mineralisation in the fresh rock below. The gold potential of this trend has not been further tested since 2012.

[2] *Refer to ASX Announcement 20 Nov 2023 – "Rio Tinto and Charger Metals sign Farm-in Agreement for the Lake Johnston Lithium Project".*
[3] Refer to *ASX announcement 26 Mar 2025 – "Drilling Highlights Gold Potential at Mt Gordon".*

For personal use only

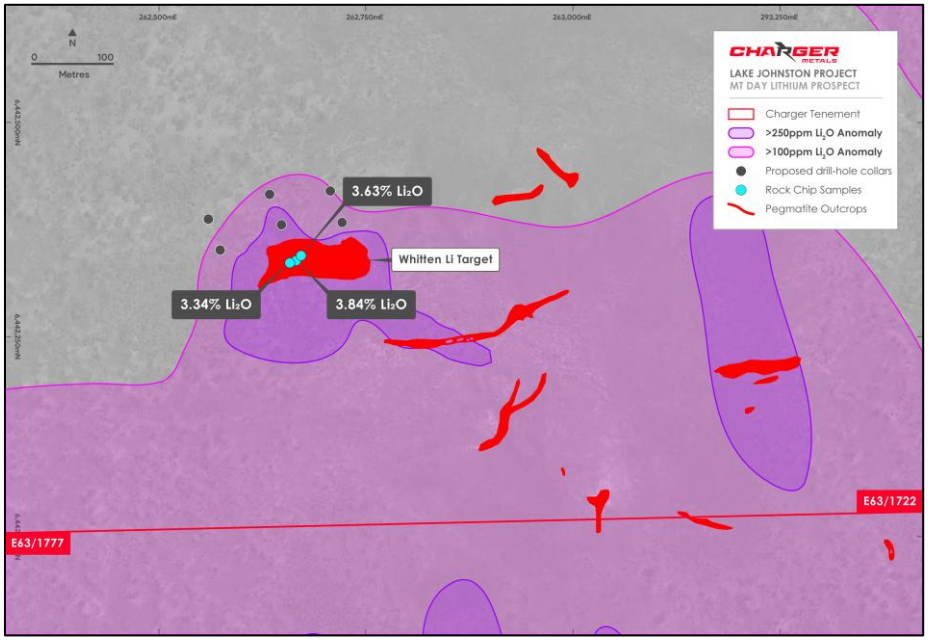

Figure 5. Whitten drill target showing the location of planned RC drill-holes in relation to outcropping pegmatites and sizeable lithium-in-soils anomaly of the larger Mt Day Lithium Prospect.

The Whitten LCT pegmatite target, which is located in the northern portion of the sizeable 5.5km by 1.5km lithium-in-soils anomaly at Mt Day prospect. Whitten has significant outcrop with rock chip samples grading up to 3.84% Li_2O.

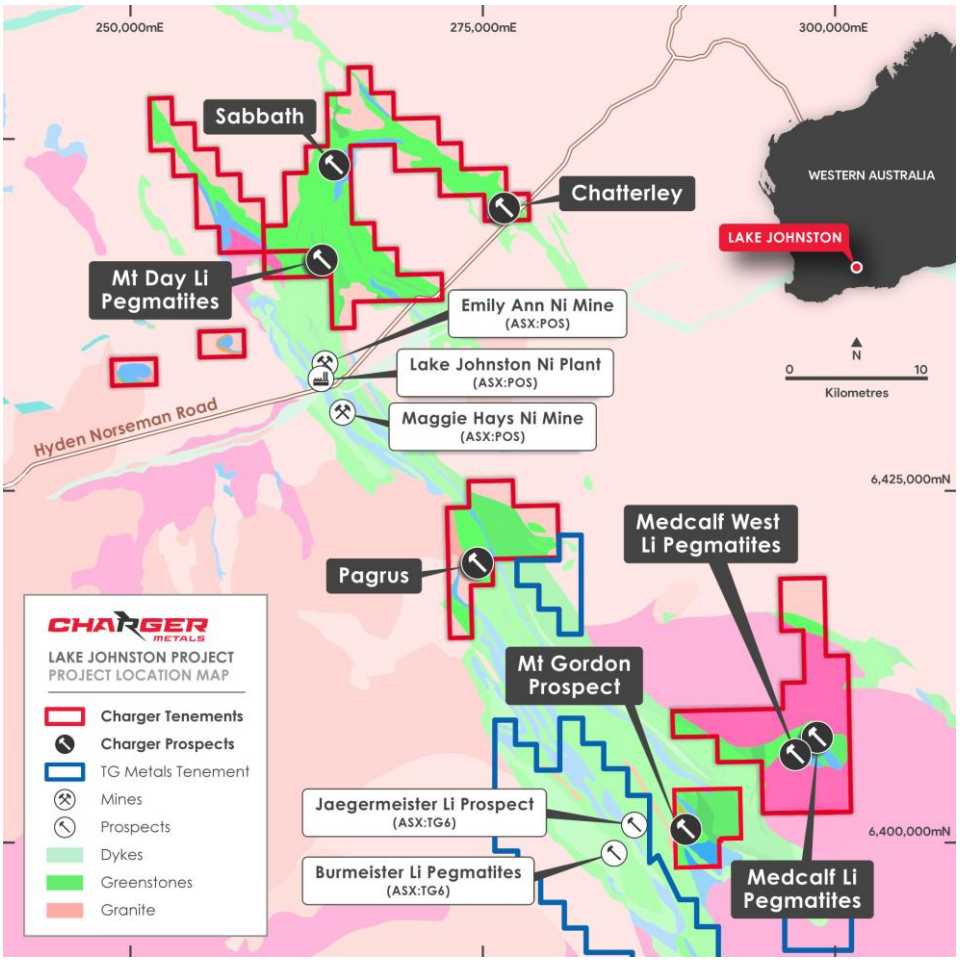

Figure 6. Location of key prospect areas within the Lake Johnston Lithium Project.

For personal use only

BYNOE LITHIUM PROJECT, NORTHERN TERRITORY (100% INTEREST)

Background

The Bynoe Lithium Project is located ~ 35 km southwest of Darwin, Northern Territory, with excellent access and nearby infrastructure. Charger drilled 3 diamond drill-holes and 66 RC drill-holes across seven prospective target areas at Bynoe, with the results confirming lithium and tantalum mineralisation at three of the prospects: Enterprise, Utopia and 7Up. More than 20 identified lithium prospects within the Bynoe Project are yet to be drill tested.

On 7 Nov 2024, Charger announced it had exercised its pre-emptive right to acquire the remaining 30% of the Bynoe Lithium Project from Livium Limited (ASX:LIT; "Livium") for $0.5M cash consideration.[4] The exercise of the pre-emptive right was on the same terms as, but subsequent to, a sale agreement between Core Lithium Limited (ASX:CXO; "Core") and Livium for Core to acquire the 30%.[5] Core retains a 9.8% interest in Charger acquired from Livium.

On 6 Nov 2024, Core's ASX announcement "New high-grade Lithium drill results within 20km of the Grants processing facility" stated "*Excellent new lithium drilling results at the Blackbeard Prospect, including 63m @ 1.67% Li_2O*". On 14 May 2025, Core announced to the ASX "Updated Finniss Lithium Project Reserve and Resource" that is Blackbeard Lithium Prospect had an Exploration target of 7 - 10Mt at 1.5 - 1.7% Li_2O which sits less than 50m from Charger's tenement boundary (see Figure 7).

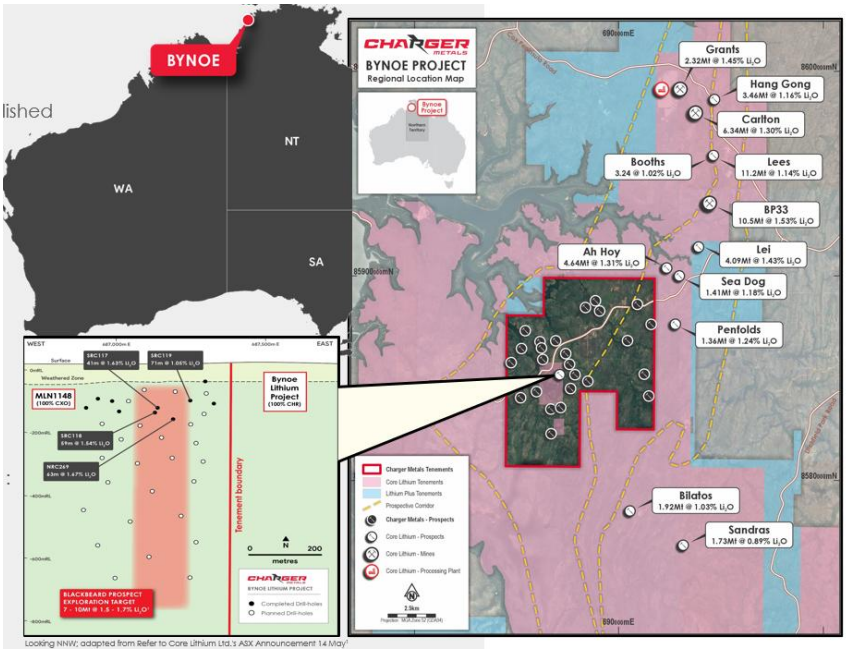

Figure 7. Location map of the Bynoe Lithium Project (red outline) which is along trend from Core Lithium's Finnis Lithium Mine and surrounded by Core's tenements (pink).[6]

Current Activity

The Company's application for an updated drilling and exploration permit (Mining Management Plan; "MMP") was approved in April 2025. No further work was undertaken during the Quarter.

As disclosed in previous quarters, Charger is considering its options around future exploration, strategic partnering or possible sale of the Bynoe Lithium Project. No binding agreements has been entered into at this stage around the Bynoe Strategic Process.

---

[4] *Refer Charger ASX Announcement dated 7 Nov 2024 "Charger to Acquire 100% of the Bynoe Lithium Project"*
[5] *Refer to Core's ASX Announcement dated 9 Sept 2024*
[6] *Refer to Core Lithium Ltd.'s ASX Announcement 14 May 2025 – "Updated Finniss Lithium Project Reserve and Resource "*

For personal use only

CORPORATE

Business Development

During the Quarter, the Company continued to evaluate new project opportunities in the gold, battery and future metals sectors that may have potential to create value for Charger and its shareholders. A number of projects have been reviewed however no binding agreements have been entered into at this stage.

RTX Agreement

During the December 2023 quarter the Company announced that it had entered into a binding farm-in agreement with RTX, a wholly-owned subsidiary of Rio Tinto Limited (ASX: RIO) at Lake Johnston ("**RTX Agreement**"). Under the RTX Agreement, Charger has cash called and RTX has funded the minimum commitment of $3 million of exploration expenditure at Lake Johnston over the first 12 months ("Initial Program").

RTX can earn 51% by sole funding $10 million in exploration expenditure and paying Charger minimum further cash payments of $1.0 million, and can earn 75% by sole funding $40 million in exploration expenditure or completing a Definitive Feasibility Study.

Cash at Bank

Charger held cash at bank at 30 September 2025 of $2.26million ($2.67M – 30 Jun'25).

The Company has 77.4 million fully paid ordinary shares on issue and an undiluted market capitalisation of approximately $5.6 million as at 31 Oct 2025. Charger has a tightly held capital structure with the top 20 shareholders holding approximately 47.6% of the issued shares.

Board Re-structure

On 2 Sept 2025, the Company announced the appointment of Mr. Bryan Dixon as Managing Director and Chief Executive Officer following Mr. Aidan Platel's resignation.

Mr Dixon is a highly experienced mining and finance executive with extensive global industry experience across multiple commodities. Mr Dixon has held numerous director, executive and advisory roles with emerging public resource companies. Mr Dixon is a Chartered Accountant and Member of the Governance Institute of Australia. Bryan has a broad skill set across mergers and acquisitions, exploration, feasibility, financing, development, and operations of mining projects predominately in the gold and battery minerals sectors.

Mr Tim Armstrong was also appointed as a Non-Executive Director and brings significant capital markets experience with extensive networks in the natural resource sector.

ASX Listing Rule 5.3.2 Disclosure

There were no substantive mining production and development activities conducted during the quarter.

ASX Listing Rule 5.3.5 Disclosure

Payments to related parties during the quarter as outlined in Sections 6.1 and 6.2 of the Appendix 5B consisted of $97,250 in directors' fees and fees to the previous Managing Director under his executive services agreement.

For personal use only

Authorised for release by the Board.

Bryan Dixon
Managing Director & CEO
Charger Metals NL
bryan@chargermetals.com.au

Johnathon Busing
Company Secretary
Charger Metals NL
jb@11corporate.com.au

Alex Cowie
NWR Communications
+61 412 952 610
alexc@nwrcommunications.com.au

Tenement Schedule as at 30 Sept 2025

Tenement	Project	% Interest
R70/59	Coates Project, Western Australia	85% - subject to Yankuang Bauxite Interest
EL30897	Bynoe Lithium Project, Northern Territory	100%
E63/1809	Lake Johnston Lithium Project, Western Australia	100%
E63/1903	Lake Johnston Lithium Project, Western Australia	100%
E63/1883	Lake Johnston Lithium Project, Western Australia	100%
E63/1722	Lake Johnston Lithium Project, Western Australia	100% interest in lithium rights under the Lithium Rights Agreement with Lefroy Exploration Limited
E63/1723	Lake Johnston Lithium Project, Western Australia	100% interest in lithium rights under the Lithium Rights Agreement with Lefroy Exploration Limited
E63/1777	Lake Johnston Lithium Project, Western Australia	100% interest in lithium rights under the Lithium Rights Agreement with Lefroy Exploration Limited

Charger's interest in the six granted Lake Johnston Lithium Project tenements is subject to the rights of RTX to earn up to a 75% interest pursuant to the aforementioned RTX Agreement.

JORC Table 1 Statement

JORC Table 1 was included in the following announcements released to the ASX:

Lake Johnston Lithium Project

5 March 2024 "Diamond Drilling Intersects Further High Grade Lithium".

22 May 2024: "Lithium and Niobium Anomalies Defined at Mt Gordon".

22 August 2024: "Spodumene Discovery Confirmed at Medcalf West".

29 August 2024: "Mt Gordon Niobium Update".

21 October 2024: "Lake Johnston Drilling Update".

17 January 2025: "Exploration Programmes Commence at Lake Johnston, WA"

6 February 2025: "Further High-Grade Lithium Identified at Medcalf West".

26 March 2025: "Drilling Highlights Gold Potential at Mr Gordon".

29 May 2025 "Drilling to Recommence at Lake Johnston, Western Australia".

18 Aug 2025 "Maiden High-Grade Lithium Resource at Medcalf Highlights Strong Potential of Lake Johnston".

21 Oct 2025 "Drilling Commences at lake Johnston Lithium and Gold Project".

Bynoe Lithium Project

8 June 2023: "Drilling Update for the Bynoe Lithium Project"

3 July 2023: "Spodumene Pegmatites Intersected at Bynoe Lithium Project"

11 July 2023: "Assays up to 1.9% ***Li_2O*** Confirm Spodumene Discovery at Bynoe"

27 July 2023 "New Spodumene Pegmatite Intersections at Bynoe"

22 September 2023: "Drilling Results for the Bynoe Lithium Project"

23 July 2024: "New Targets Defined at the Bynoe Project".

For personal use only

Competent Person Statement

The information in this announcement that relates to exploration strategy and results is based on information provided to or compiled by Francois Scholtz BSc. Hons (Geology), who is a Member of The Australian Institute of Mining and Metallurgy. Mr Scholtz is a consultant to Charger Metals NL.

Mr Scholtz has sufficient experience which is relevant to the style of mineralisation and exploration processes as reported herein to qualify as a Competent Person as defined in the 2012 Edition of the 'Australasian Code for Reporting of Exploration Results, Mineral Resources and Ore Reserves'.

Mr Scholtz consents to the inclusion in this announcement of the matters based on this information in the form and context in which it appears. Mr Scholtz and the Company confirm that they are not aware of any new information or data that materially affects the information contained in the previous market announcements referred to in this announcement or the data contained in this announcement.

The Company confirms that it is not aware of any new information or data that materially affects the information included in the original Resource and Exploration Target announcement dated 18 August 2025 and, in the case of estimates of Mineral Resources and Exploration Target that all material assumptions and technical parameters underpinning the estimates in the relevant resource announcement continue to apply and have not materially changed. The Company confirms that the form and context in which the Competent Person's findings are presented have not been materially modified from the original announcement.'

Cautionary Statement: The potential quantity and grade of the Medcalf West Exploration Target is conceptual in nature, there has been insufficient exploration work to estimate a Medcalf West Mineral Resource, and it is uncertain if further exploration will result in defining a Mineral Resource.

Forward Looking Statements

This announcement may contain certain "forward looking statements" which may not have been based solely on historical facts, but rather may be based on the Company's current expectations about future events and results. Where the Company expresses or implies an expectation or belief as to future events or results, such expectation or belief is expressed in good faith and believed to have a reasonable basis.

However, forward looking statements are subject to risks, uncertainties, assumptions, and other factors which could cause actual results to differ materially from future results expressed, projected or implied by such forward looking statements. Such risks include, but are not limited to exploration risk, Resource risk, metal price volatility, currency fluctuations, increased production costs and variances in ore grade or recovery rates from those assumed in mining plans, as well as political and operational risks in the countries and states in which we sell our product to, and government regulation and judicial outcomes.

For more detailed discussion of such risks and other factors, see the Company's Prospectus, as well as the Company's other filings. Readers should not place undue reliance on forward looking information. The Company does not undertake any obligation to release publicly any revisions to any "forward looking statement" to reflect events or circumstances after the date of this announcement, or to reflect the occurrence of unanticipated events, except as may be required under applicable securities laws.

Appendix 5B

Mining exploration entity or oil and gas exploration entity quarterly cash flow report

Name of entity

CHARGER METALS NL

ABN	Quarter ended ("current quarter")
61 646 203 465	**30 September 2025**

Consolidated statement of cash flows		**Current quarter $A'000**	**Year to date (3 months) $A'000**
1.	**Cash flows from operating activities**		
1.1	Receipts from customers	4	4
1.2	Payments for		
	(a) exploration & evaluation		
	(b) development		
	(c) production		
	(d) staff costs	(107)	(107)
	(e) administration and corporate costs	(134)	(134)
1.3	Dividends received (see note 3)		
1.4	Interest received	2	2
1.5	Interest and other costs of finance paid		
1.6	Income taxes paid		
1.7	Government grants and tax incentives		
1.8	Other - GST	33	33
1.9	**Net cash from / (used in) operating activities**	**(202)**	**(202)**

2.	**Cash flows from investing activities**		
2.1	Payments to acquire or for:		
	(a) entities		
	(b) tenements		
	(c) property, plant and equipment		
	(d) exploration & evaluation	(532)	(532)
	(e) investments		
	(f) other non-current assets		

For personal use only

For personal use only

Consolidated statement of cash flows		Current quarter $A'000	Year to date (3 months) $A'000
2.2	Proceeds from the disposal of:		
	(a) entities		
	(b) tenements		
	(c) property, plant and equipment		
	(d) investments		
	(e) other non-current assets		
2.3	Cash flows from loans to other entities		
2.4	Dividends received (see note 3)		
2.5	Other – JV Cash Call	328	328
2.6	**Net cash from / (used in) investing activities**	**(204)**	**(204)**

3.	**Cash flows from financing activities**		
3.1	Proceeds from issues of equity securities (excluding convertible debt securities)		
3.2	Proceeds from issue of convertible debt securities now converted into shares		
3.3	Proceeds from exercise of options		
3.4	Transaction costs related to issues of equity securities or convertible debt securities		
3.5	Proceeds from borrowings		
3.6	Repayment of borrowings		
3.7	Transaction costs related to loans and borrowings		
3.8	Dividends paid		
3.9	Other – repayment of lease liability	(11)	(11)
3.10	**Net cash from / (used in) financing activities**	**(11)**	**(11)**

4.	**Net increase / (decrease) in cash and cash equivalents for the period**		
4.1	Cash and cash equivalents at beginning of period	2,677	2,677
4.2	Net cash from / (used in) operating activities (item 1.9 above)	(202)	(202)
4.3	Net cash from / (used in) investing activities (item 2.6 above)	(204)	(204)
4.4	Net cash from / (used in) financing activities (item 3.10 above)	(11)	(11)

Consolidated statement of cash flows		**Current quarter $A'000**	**Year to date (3 months) $A'000**
4.5	Effect of movement in exchange rates on cash held		
4.6	**Cash and cash equivalents at end of period**	**2,260**	**2,260**

5.	**Reconciliation of cash and cash equivalents** at the end of the quarter (as shown in the consolidated statement of cash flows) to the related items in the accounts	**Current quarter $A'000**	**Previous quarter $A'000**
5.1	Bank balances	2,260	2,677
5.2	Call deposits		
5.3	Bank overdrafts		
5.4	Other (provide details)		
5.5	**Cash and cash equivalents at end of quarter (should equal item 4.6 above)**	**2,260**	**2,677**

6.	**Payments to related parties of the entity and their associates**	**Current quarter $A'000**
6.1	Aggregate amount of payments to related parties and their associates included in item 1	75
6.2	Aggregate amount of payments to related parties and their associates included in item 2	22

Payments of Directors' Fees and payments to Executive Directors under respective service agreements.

Note: if any amounts are shown in items 6.1 or 6.2, your quarterly activity report must include a description of, and an explanation for, such payments.

For personal use only

For personal use only

7.	**Financing facilities** *Note: the term "facility' includes all forms of financing arrangements available to the entity.* *Add notes as necessary for an understanding of the sources of finance available to the entity.*	**Total facility amount at quarter end $A'000**	**Amount drawn at quarter end $A'000**
7.1	Loan facilities	-	-
7.2	Credit standby arrangements	-	-
7.3	Other (please specify)	-	-
7.4	**Total financing facilities**	-	-
7.5	**Unused financing facilities available at quarter end**		-
7.6	Include in the box below a description of each facility above, including the lender, interest rate, maturity date and whether it is secured or unsecured. If any additional financing facilities have been entered into or are proposed to be entered into after quarter end, include a note providing details of those facilities as well.		

8.	**Estimated cash available for future operating activities**	**$A'000**
8.1	Net cash from / (used in) operating activities (item 1.9)	(202)
8.2	(Payments for exploration & evaluation classified as investing activities) (item 2.1(d) Net of Cash Call)	(204)
8.3	Total relevant outgoings (item 8.1 + item 8.2)	(406)
8.4	Cash and cash equivalents at quarter end (item 4.6)	2,260
8.5	Unused finance facilities available at quarter end (item 7.5)	-
8.6	Total available funding (item 8.4 + item 8.5)	2,260
8.7	**Estimated quarters of funding available (item 8.6 divided by item 8.3)**	5.57

Note: if the entity has reported positive relevant outgoings (ie a net cash inflow) in item 8.3, answer item 8.7 as "N/A". Otherwise, a figure for the estimated quarters of funding available must be included in item 8.7.

8.8 If item 8.7 is less than 2 quarters, please provide answers to the following questions:

8.8.1 Does the entity expect that it will continue to have the current level of net operating cash flows for the time being and, if not, why not?

Answer: N/A

8.8.2 Has the entity taken any steps, or does it propose to take any steps, to raise further cash to fund its operations and, if so, what are those steps and how likely does it believe that they will be successful?

Answer: N/A

8.8.3 Does the entity expect to be able to continue its operations and to meet its business objectives and, if so, on what basis?

Answer: N/A

Note: where item 8.7 is less than 2 quarters, all of questions 8.8.1, 8.8.2 and 8.8.3 above must be answered.

Compliance statement

1 This statement has been prepared in accordance with accounting standards and policies which comply with Listing Rule 19.11A.

2 This statement gives a true and fair view of the matters disclosed.

Date: 31 October 2025

Authorised by: By the Board
(Name of body or officer authorising release – see note 4)

Notes

1. This quarterly cash flow report and the accompanying activity report provide a basis for informing the market about the entity's activities for the past quarter, how they have been financed and the effect this has had on its cash position. An entity that wishes to disclose additional information over and above the minimum required under the Listing Rules is encouraged to do so.

2. If this quarterly cash flow report has been prepared in accordance with Australian Accounting Standards, the definitions in, and provisions of, *AASB 6: Exploration for and Evaluation of Mineral Resources* and *AASB 107: Statement of Cash Flows* apply to this report. If this quarterly cash flow report has been prepared in accordance with other accounting standards agreed by ASX pursuant to Listing Rule 19.11A, the corresponding equivalent standards apply to this report.

3. Dividends received may be classified either as cash flows from operating activities or cash flows from investing activities, depending on the accounting policy of the entity.

4. If this report has been authorised for release to the market by your board of directors, you can insert here: "By the board". If it has been authorised for release to the market by a committee of your board of directors, you can insert here: "By the [*name of board committee – eg Audit and Risk Committee*]". If it has been authorised for release to the market by a disclosure committee, you can insert here: "By the Disclosure Committee".

5. If this report has been authorised for release to the market by your board of directors and you wish to hold yourself out as complying with recommendation 4.2 of the ASX Corporate Governance Council's *Corporate Governance Principles and Recommendations*, the board should have received a declaration from its CEO and CFO that, in their opinion, the financial records of the entity have been properly maintained, that this report complies with the appropriate accounting standards and gives a true and fair view of the cash flows of the entity, and that their opinion has been formed on the basis of a sound system of risk management and internal control which is operating effectively.

For personal use only