ASX ANNOUNCEMENT

30 OCTOBER 2025

FIRST QUARTER ACTIVITIES REPORT

ENDING 30 SEPTEMBER 2025

For personal use only

RAZORBACK IRON ORE PROJECT

- **Strategic Partnering**
  - Negotiations and due diligence with potential co-investors continued with the objective of securing a second strategic partner in line with JFE Shoji Australia's preference for a co-investment structure to complete the proposed DFS funding transaction.
- **Project Approvals**
  - Mining Lease Proposal (MLP) assessment progressed, with in-principle terms reached on tenement overlap agreements, enabling advancement to the principal assessment stage.
- **Infrastructure and government support**
  - ElectraNet 'NTx' high-voltage power line planning identifies a potential transmission corridor near Razorback.
  - South Australia's 20-year State Infrastructure Strategy 2025 recommendation for Braemar water supply advanced with South Australian Department for Energy and Mining.

MULTI-COMMODITY EXPLORATION PROGRAM

- **Rare Earth Elements (REE)**
  - Near-surface, clay-hosted REE mineralisation identified at Ironback Hill from sample re-assay; significant intercept of 8m @ 1,153ppm TREO (215ppm Nd_2O_3) from 12–20m, (PLRC0053).
- **Gold, Copper, other Critical Minerals**
  - Low-cost, tenement-wide geological desktop review in progress; appraisal of complementary local tenement options ongoing.
- **Next Steps**
  - Further existing samples lodged for REE analysis; sighter leachability and XRD testing underway; follow-up to test gaps/extensions, prioritising the south-east.

CORPORATE

- **Funding**
  - Renounceable Rights Issue and follow-on placement completed raising $3.86 million.
  - 300,000 Convertible Loan Notes converted into 3,750,000 fully paid ordinary shares.
- **Extraordinary General Meeting (EGM)**
  - 15 August 2025: convened primarily to ratify C/M Capital Partners LP funding transaction mechanisms, with all resolutions carried.
- **Annual General Meeting (AGM)**
  - Scheduled for 26 November 2025, Notice of Meeting lodged with ASX 28 October 2025.

Magnetite Mines Limited (ASX: MGT) is pleased to provide an update of activities and financial results for the quarter ending 30 September 2025.

RAZORBACK IRON ORE PROJECT

Strategic Partnering

Magnetite Mines' 100%-owned Razorback Iron Ore Project (Project) is a globally significant undeveloped magnetite project capable of producing premium-grade concentrate at scale and with a very long project life.[1,2,3]

During the period, the Company continued to progress its strategy of engaging with suitable potential strategic partners to secure funding for completion of a Definitive Feasibility Study (DFS) and to establish the framework for a joint venture to develop the Project.

In July last year, Magnetite Mines announced that it had signed a non-binding Heads of Agreement (HoA) with JFE Shoji Australia Pty Ltd (JFE) for funding towards the Project's Definitive Feasibility Study (DFS) in exchange for future DR-grade concentrate production offtake.[4]

Following completion of technical due diligence on Razorback, and an internal review of its investment priorities, JFE indicated their preference for Magnetite Mines to secure a second funding partner to co-invest alongside JFE's contribution in order to finalise a definitive agreement.

In response, Magnetite Mines agreed to extend its HoA with JFE until the end of 2025 and has continued its efforts to attract and secure a suitable second partner for the Project's DFS funding. Negotiations and due diligence activities continued throughout the quarter with a number of parties that have expressed ongoing interest in the Project, and several new potential partners were granted access to the Project's data room under mutual confidentiality agreements.

Project Approvals – Mining Lease Proposal (State Government)

The Razorback Project Mining Lease Proposal (MLP) submitted to the South Australian Government in March 2025, underwent a validity assessment by the Department for Energy and Mining (DEM) as the first stage of the MLP approvals process.[5]

Progression of the MLP to the principal assessment stage requires the completion of all tenement access agreements with overlapping, existing tenement holders. The final two overlap agreements were addressed during the period, with in-principle terms achieved with both counterparties, and the agreements are on track for execution during the December quarter.

For personal use only

Figure 1. Artist's impression of future processing operations at Razorback.

Stakeholder Engagement, Land Access and Native Title

Magnetite Mines increased its stakeholder engagement activities through the quarter in support of the MLP program and as part of its regional advocacy initiatives. A series of meetings were held with stakeholders in the Port Pirie and Mid North regions, as well as with relevant government agencies. The Company also continued its engagement with the service and supply sector through several Tactic events. Meetings with key landowners were also held to progress priority access negotiations.

Magnetite Mines also commenced preparations for a Native Title Mining Agreement for several tenements including Muster Dam (EL 6746), Mutooroo Ridge (EL 6877) and Sister's Dam (EL 6037 [part]), to provide for future advanced exploration activities. Initial discussions have also been held with legal representatives of the Wilyakali Native Title Aboriginal Corporation.

For personal use only

Figure 2 - Magnetite Mines team at the Tactic Conference & Trade Expo, Port Augusta

For personal use only

RAZORBACK PROJECT INFRASTRUCTURE & GOVERNMENT SUPPORT

Green Iron SA consortium

In June 2024, the South Australian Government (SA Gov) launched its Green Iron and Steel Strategy and a corresponding Green Iron Opportunity Expression of Interest (EOI) process, seeking submissions from industry by 1 October 2024. [6,7]

Following its EOI submission last year, the Green Iron SA consortium, comprising Magnetite Mines, Flinders Ports, Aurizon, and GHD, has continued to engage closely with SA Gov to progress its proposal for establishing a green iron hub at Port Pirie.[8] The concept centres on producing Direct Reduction (DR)-grade magnetite concentrate from the Razorback Iron Ore Project to supply low-emission steelmaking pathways.

Since the EOI process, the consortium has maintained an active dialogue with both state and federal agencies, particularly as the governments respond to the administration of the Whyalla steelworks and the creation of the $2.4 billion Whyalla support package and $500 million Green Iron Investment Fund for projects beyond Whyalla.[9]

Figure 3 - Green Iron SA representatives participating in AIMEX's 'Future of Green Iron' panel, Adelaide

The Green Iron SA consortium is expected to expand over the coming months as discussions progress with additional potential partners across the logistics, energy and infrastructure to strengthen delivery capability and alignment with government decarbonisation objectives.

Electricity Supply – ElectraNet "NTx" transmission update

As part of infrastructure planning for the Razorback Project, the Company has actively engaged with the SA Government and the state's transmission network operator, ElectraNet, to advocate for new high-voltage electricity transmission within South Australia's Mid-North region. Additional transmission is required to support new regional economic development opportunities, including large-scale mining operations development in the Braemar Iron Province of which Razorback is a likely first-mover.

In response to this advocacy, and that of others, the Australian Energy Market Operator (AEMO) brought forward the planning of a transmission extension in SA's Mid North as described in the 2024 AEMO Integrated Systems Plan (ISP)[10] and ElectraNet has since progressed this development proposal via its Northern Transmission Project (NTx North):[11]

NTx is ElectraNet's forward-planning program to expand South Australia's HV network, currently investigating two new high-capacity lines from the Mid North (Bundey substation):

1. NTx South toward Greater Adelaide and;
2. NTx North toward Whyalla/Cultana East.

The NTx development aims to unlock renewables, support industrial growth, and strengthen grid capacity and reliability, and it will progress through formal cost-benefit testing (RIT-T) and staged route development.

For personal use only

For personal use only

In September 2025, ElectraNet issued a route-development update narrowing the original study area to a set of investigation corridors to be tested in more detail via a multi-criteria analysis (MCA) process and community engagement.

For Razorback, this outcome is relevant and positive because corridors identified through the Mid North toward the Upper Spencer Gulf may pass in reasonable proximity to the Project, potentially improving connection optionality, reducing route risk and improving study assumptions (quotations/scopes). The final corridor alignment remains under ElectraNet's review and is subject to change.

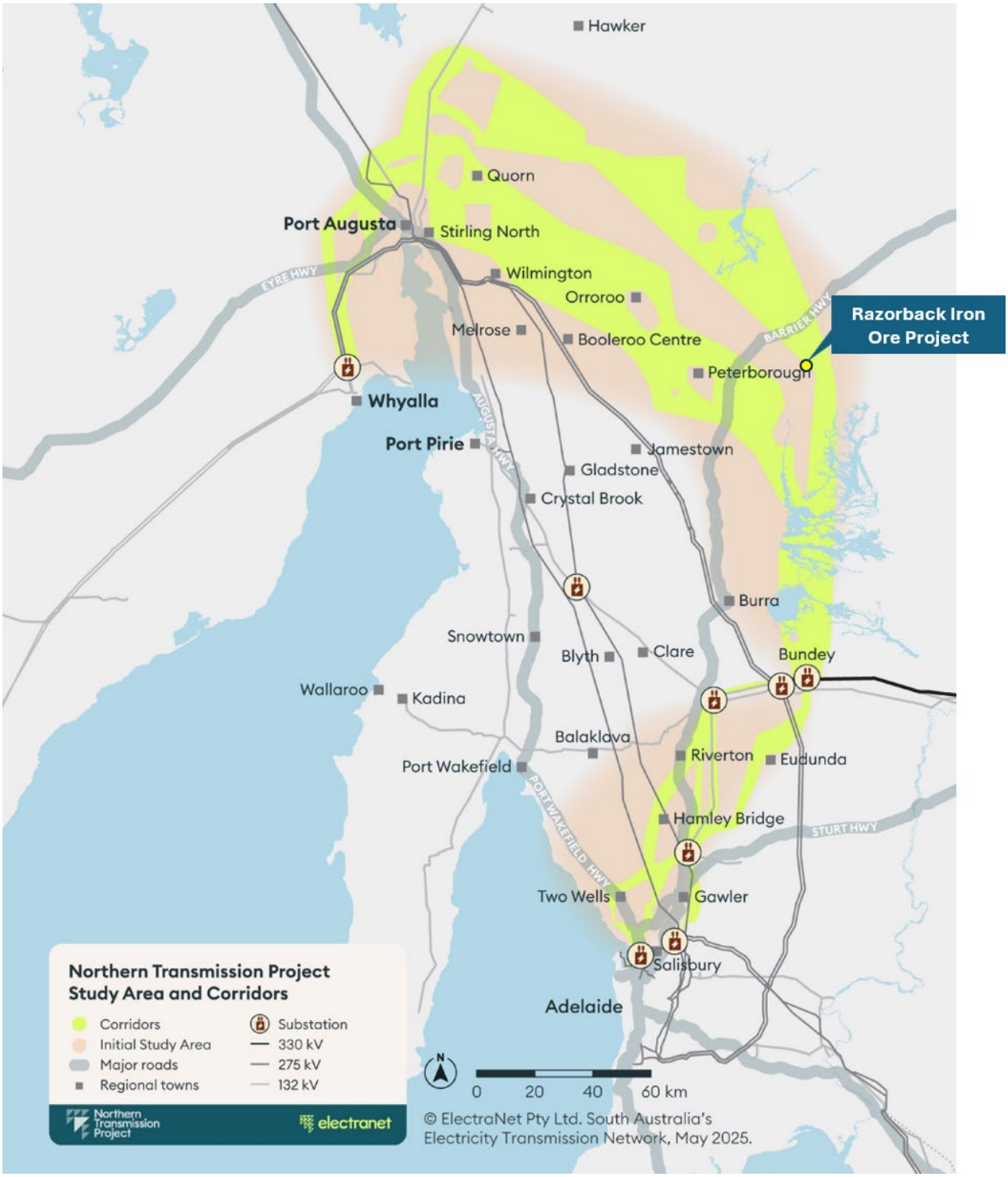

Figure 4. ElectraNet NTx corridors under consideration (Razorback Project location included by MGT)

Water Supply: 20-year State Infrastructure Strategy 2025 Recommendation

The base case for the Project's water supply is coastal desalination; a standalone desalination plant located on the Upper Spencer Gulf coast with a buried water supply pipeline to the Razorback site, with this option included in the current positive economic analysis for the Project.[12]

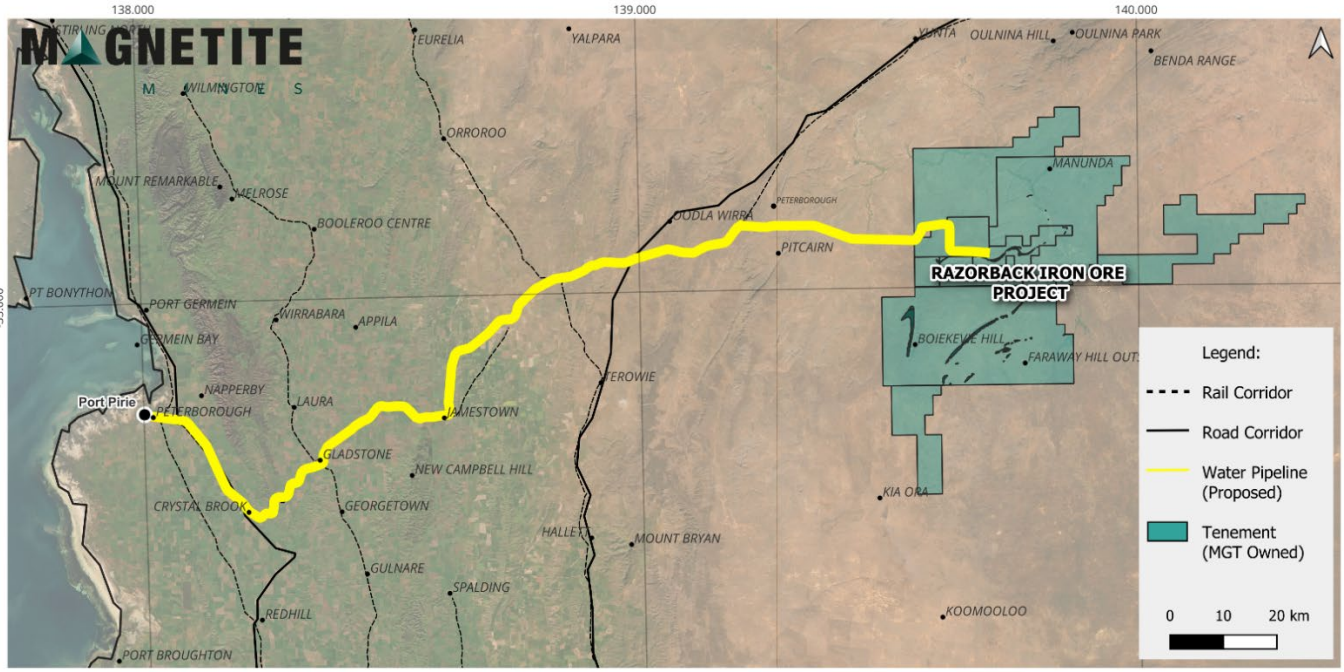

Figure 5 - Razorback water supply - proposed location and pipeline alignment

However, the Company has long advocated that State and Federal Governments have a role to play in enabling multi-user infrastructure development for the Braemer given its status as a completely new, greenfield mining province, which is set to provide significant job creation and economic growth for the region. This advocacy has included ongoing discussions with the SA Department for Energy and Mining (DEM) and Infrastructure SA (ISA) over the past several years.

In March this year, the '20-year State Infrastructure Strategy 2025' was released by ISA and approved by Premier Malinauskas.[13] The Plan included the following Recommendation 3: '*Undertake feasibility planning to identify an economic water supply solution to unlock the Braemar Province.*'

Subsequently, the Company has been actively engaging with DEM to progress planning for the recommended water supply Feasibility Study. These discussions have included investigating a range of options for water supply to the Braemar including how the Northern Water Project and the existing Morgan-Whyalla pipeline may be incorporated. These discussions are ongoing and will include inputs from other project proponents in the Braemar.

For personal use only

MULTI-COMMODITY EXPLORATION PROGRAM

The Company advanced a low-cost, tenure-wide assessment of the prospectivity of its South Australian exploration portfolio during the quarter, testing for alternative commodities including gold, copper and other critical minerals.

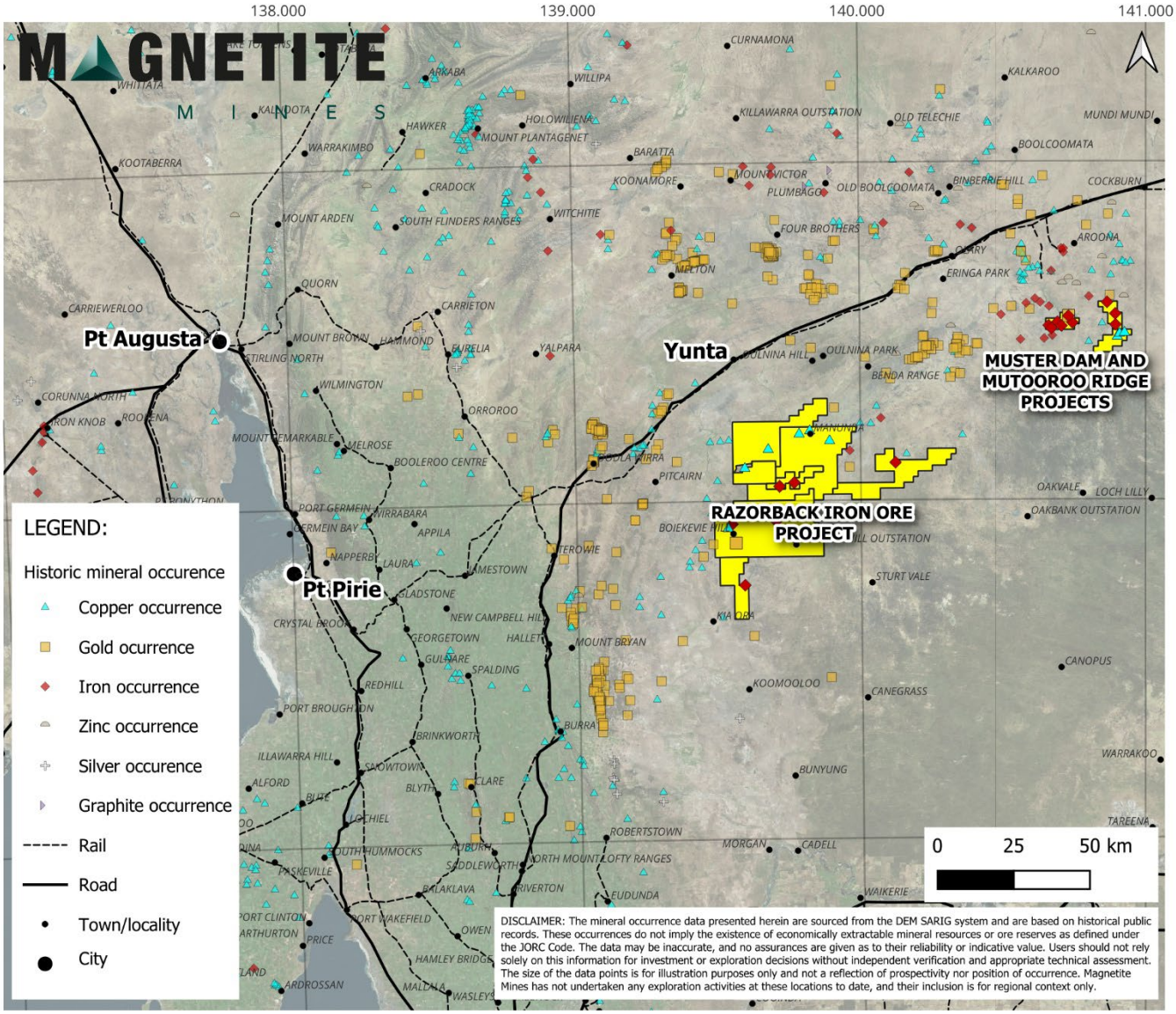

Figure 6 - MGT has tenements covering more than 2,500km² in South Australia

This work, initiated in response to supportive market and policy settings and guided by historical datasets, comprises verification of historical occurrences and targeted re-assaying of archived drill materials using modern techniques. A key outcome of the work undertaken in-house to date includes the identification of rare earth elements in clay at the Ironback Hill prospect.[14]

For personal use only

For personal use only

Ironback Hill – Rare Earth Elements (REE) identified

During the quarter, the Company advanced its low-cost assessment of alternative commodities within existing South Australian tenure and reported the identification of near-surface, clay-hosted REE mineralisation at the 100%-owned Ironback Hill Project, adjacent to the Company's magnetite deposit there. The REE intersections were detected through re-assaying archived samples from 2011–2012 RC drilling. Work is early stage and designed to inform whether broader programs are warranted.

Significant intersections from the re-assay program (350 ppm TREO cut-off; length-weighted; downhole lengths). Results are reported for Total Rare Earth Oxides (TREO) and Neodymium Oxide (Nd_2O_3), a critical rare-earth magnet element:

- 8 m @ **1,153 ppm TREO** (**215 ppm Nd_2O_3**) from 12–20 m, within 18 m @ **866 ppm TREO** from 10–28 m (PLRC0053)
- 6 m @ **816 ppm TREO** (**190 ppm Nd_2O_3**) from 16–22 m, within 20 m @ **583 ppm TREO** from 12–32 m (PLRC0056)
- 4 m @ **977 ppm TREO** (**64 ppm Nd_2O_3**) from 18–22 m, within 20 m @ **608 ppm TREO** from 14–34 m (PLRC0059)

Next Steps

In support of exploration at Ironback Hill, the Company has submitted additional samples for head-grade assay and initiated screening-level metallurgical work comprising initial leachability and mineralogical analysis (including XRD) on representative materials.

To inform additional exploration, the current program is designed to:

- Confirm and map mineralisation within existing drilling datasets
- Refine the geological model for the regolith-hosted system through mineralogical characterisation
- Assess extractability through mild-reagent, bench-scale leach tests.

The REE occurrence is provisionally clay-hosted, and the specific mineralisation style (ion-adsorbed vs detrital/crystalline) remains uncertain pending mineralogical and leaching testwork. The prospectivity of Ironback Hill remains open, with results to date suggesting a strong fluvial influence on REE distribution and improved assay grades in historic holes located toward the south-eastern extent of drilling. Follow-up work is targeting gaps and potential extensions indicated by the existing drilling footprint and is being executed on archived samples under a rapid, low-cost screening program.

For personal use only

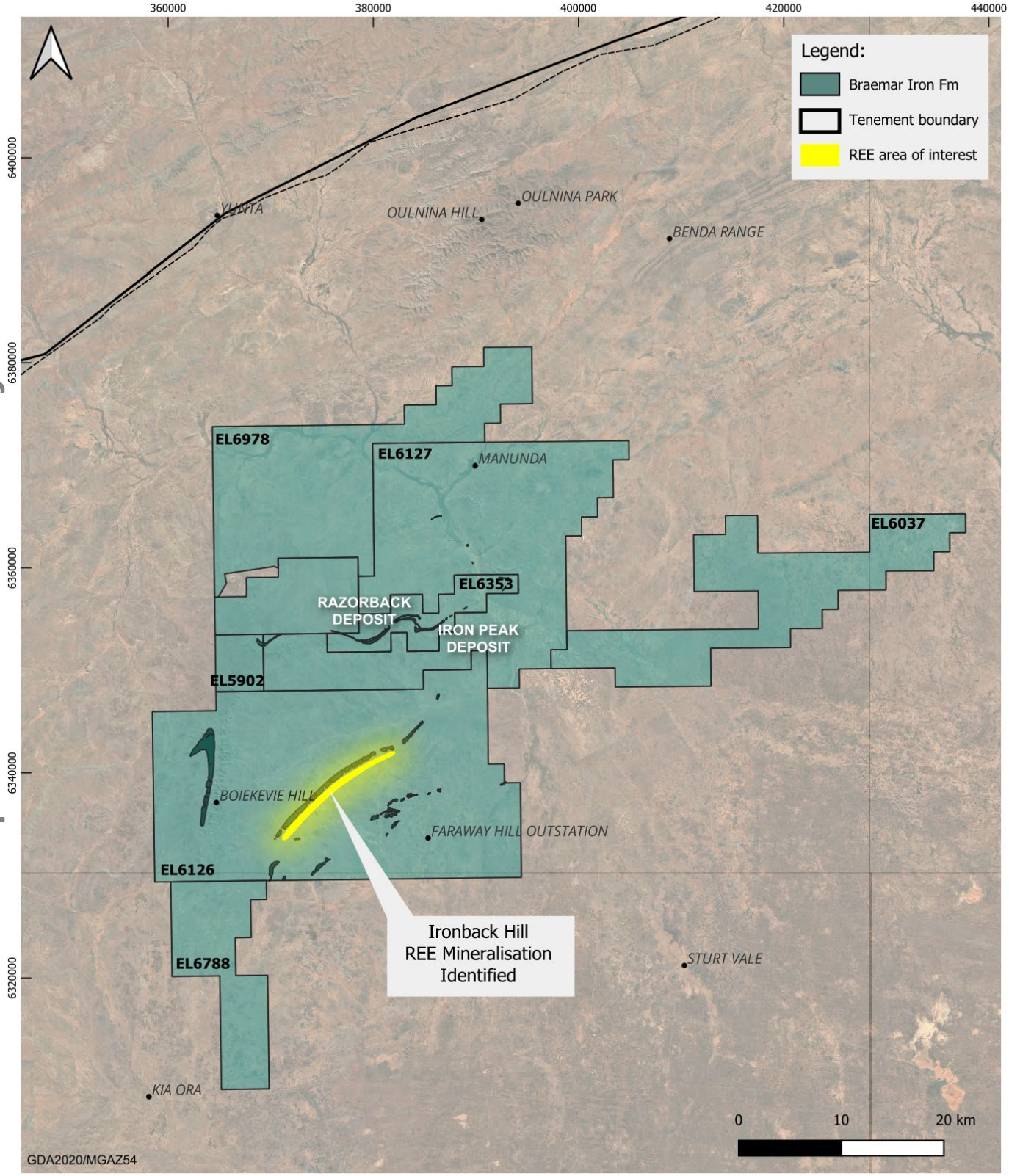

Figure 7 – Location of REE mineralisation identified at Ironback Hill within Magnetite Mines' tenements.

For personal use only

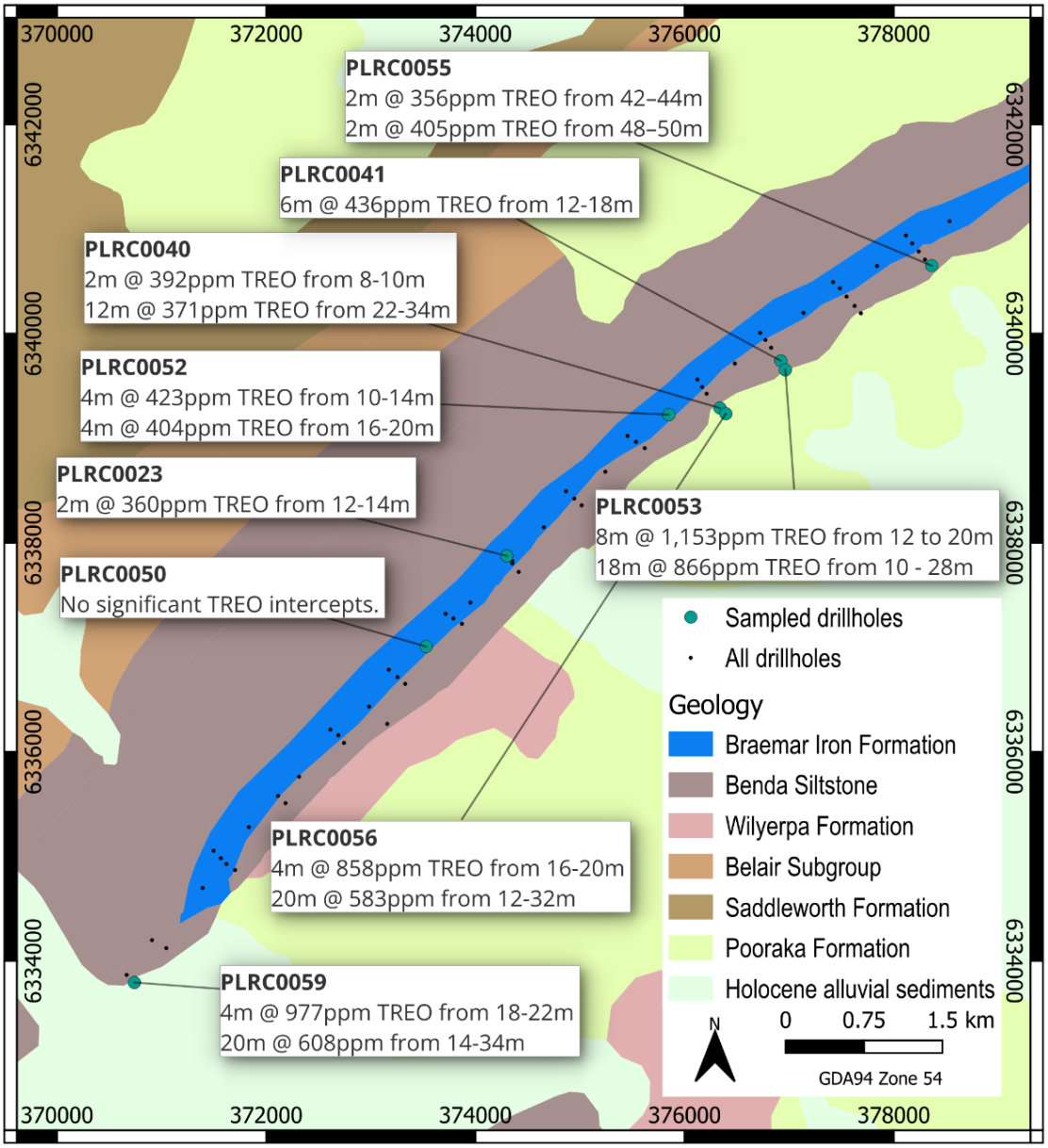

Figure 8 – REE sample drill hole locations and geological map

Gold and Copper opportunities

During the quarter, the Company also progressed a low-cost, tenure-wide review of its South Australian portfolio to assess prospectivity for alternative commodities, including gold, copper and other critical minerals. The review draws on open-file datasets accessed via the Department for Energy and Mining's SARIG platform and related resources, together with verification of historical occurrences and targeted re-assaying of archived drill materials available from the SA Drill Core Library.

As part of this review, the Company is also appraising local tenement and commodity opportunities that may complement its existing licence position. This appraisal is desk-top in nature and includes screening of adjacent and nearby ground, evaluation of historical exploration results, and consideration of targets aligned to gold, copper and critical-minerals prospectivity identified in open-file datasets. Any opportunities that meet the Company's technical and strategic criteria may be progressed to more detailed assessment in due course.

CORPORATE

Funding

Rights Issue and Placement

In September 2025, the Company successfully completed a renounceable pro-rata rights issue and a follow-on placement, raising $3.86 million before costs through the issue of 59,529,501 new fully paid ordinary shares at $0.065 per share. For every new share subscribed, applicants received one free attaching quoted option (MGTOF) exercisable at $0.12 and expiring on 5 March 2028.

In total, 47,222,834 options were issued immediately (40,852,578 under the Rights Issue and 6,370,256 under the follow-on placement), with a further 12,306,667 placement options to be issued subject to shareholder approval at the Company's forthcoming AGM. In addition, 3,869,418 underwriter options to be issued are also subject to shareholder approval at the forthcoming AGM.[15]

C/M Capital Partners LP Funding Facility

On 19 August 2025, the Company issued 3,750,000 fully paid ordinary shares to funds associated with C/M Capital Partners LP (C/M Capital) upon conversion of 300,000 of Convertible Loan Notes (with a face value of $1 each) issued on 24 January 2025. The shares were issued in accordance with the Cleansing Notice lodged with the ASX on 24 January 2025, pursuant to section 708A(12c)(e) of the Corporations Act 2001 (Cth).[16,17]

As at 30 September 2025, 3,174,280 Convertible Loan Notes remain on issue. If required by the Company, and subject to agreement by C/M Capital and the Company's compliance with all necessary approvals, C/M Capital may provide up to a further $4.5 million by way of Convertible Notes (with a face value of 108% of the relevant investment amount) from the $7.0 million (facility limit) facility, in tranches to be mutually agreed between C/M Capital and the Company.

Extraordinary General Meeting of Shareholders (EGM)

On 15 August 2025, the Company held an Extraordinary General Meeting of Shareholders (EGM) in Adelaide. The meeting was convened primarily to ratify the issue of the third and fourth tranches of Convertible Notes and attaching options to C/M Capital. All resolutions put to shareholders were carried by the requisite majority on a poll.[18]

Annual General Meeting of Shareholders (AGM)

On 28 October 2025, the Company announced it will hold its Annual General Meeting of Shareholders at 9:30 am (ACDT) on 26 November 2025 at the Grand Chancellor Hotel, Adelaide, South Australia.[19]

Related party transactions

The Company made cash payments totalling $175k to related parties during the period. These payments comprised salary-related payments to the Managing Director and directors' fees paid to Non-Executive Directors.

For the quarter ended 30 September 2025, the Company issued an aggregate of 319,655 fully paid ordinary shares to Non-Executive Chair Mr Paul White (or his associates) and Non-Executive Director Mr Simon Wandke in lieu of a combined $32.5k in directors' fees for the period from 1 July 2025 to 30 September 2025.

For personal use only

The number of shares issued was determined by dividing the foregone fees by the Company's average daily Volume Weighted Average Price (VWAP) on the ASX over the relevant period of $0.1017, subject to a minimum average VWAP threshold of $0.08. This followed the decision by Mr White and Mr Wandke to forgo a portion of their directors' fees in cash and instead receive fully paid ordinary shares under the Company's Employee Incentive Plan (EIP), an arrangement approved by shareholders at the Extraordinary General Meeting held on 5 March 2025.[20]

Investor Relations

During and subsequent to the quarter, the Company participated in the following investor and industry events:

- 2025 APAC Steel & Iron Ore Industry Conference – Jul 7-9, 2025
- TACTIC Conference & Trade Expo – Jul 29-30, 2025
- World Economic Forum First Movers Coalition Green Iron Forum – Aug 20-21, 2025
- CEDA SA Environmental Approvals & Nature Impact – Sep 9, 2025
- Asia-Pacific's International Mining Exhibition (AIMEX) – Sep 23-25, 2025
- Australian-Japan Business Co-operation Committee Conference – Oct 3-5, 2025
- The International Mining and Resources Conference (IMARC) – Oct 21-23, 2025

Figure 9 - MD Tim Dobson participating in CEDA's Environmental Approvals and Nature Impact SA event, Adelaide

For personal use only

For personal use only

Figure 10 - MD Tim Dobson presenting the Razorback Project at IMARC 2025, Sydney

Figure 11 – Director, External Affairs, Gemma Brosnan participating in the World Economic Forum First-mover's Coalition Green Iron panel, Adelaide

For personal use only

EXPLORATION & EVALUATION EXPENDITURE

Mine production and development expenditure

Exploration activities and associated expenditure during the reporting period were related to the following activities:

- Exploration expenditure and tenement administration
- Mining Lease preparation, submission and associated studies
- Permitting and approvals related consultation
- Collaboration and consultation with the Ngadjuri Nation (native title claimant group)

Exploration and evaluation expenditure during the quarter totalled $0.25 million. No exploration drilling activities occurred during the quarter. The Company remains in the pre-development stage with no active mining operations, and therefore no expenditure was recorded during the quarter for production or development activities.

Consistent with previous disclosures, the Company is also advancing a low-cost assessment of the prospectivity of its existing South Australian tenure for alternative commodities (including gold, copper and critical minerals). This work is desktop-led and leverages open-file datasets and re-assay of archived materials to prioritise any future field activities.

In relation to the Mining Lease Proposal, the Company's expenditure and effort during the quarter were directed primarily to continued community and stakeholder consultation and to preparing formal technical responses to information requests from the Department for Energy and Mining. These activities remain the focus of current permitting workstreams and associated costs.

Tenement holdings

Tenement/ Project Name	Tenement Number	Interest at Beginning of Quarter	Interest at End of Quarter	Acquired during the Quarter	Disposed of during the Quarter	Joint Venture Partner/Farm -In Party
SOUTH AUSTRALIA						
PUALCO	EL 6126	100%	100%	-	-	-
RED DRAGON	EL 6127	100%	100%	-	-	-
RAZORBACK RIDGE	EL 6353	100%	100%	-	-	-
DRAGON'S TAIL	EL 5902	100%	100%	-	-	-
SISTER'S DAM	EL 6037	100%	100%	-	-	-
BRAEMAR	EL 6788	100%	100%	-	-	-
LIPSON	EL 6745	100%	100%	-	-	-
MANUNDA NORTH	EL 6878	100%	100%	-	-	-
MUSTER DAM	EL 6746	100%	100%	-	-	-
MUTOOROO RIDGE	EL 6877	100%	100%	-	-	-

This announcement has been authorised for release to the market by the Board.

For further information contact:

Gemma Brosnan, Director - External Affairs

gemma.brosnan@magnetitemines.com

+61 8 8427 0516

ABOUT MAGNETITE MINES

Magnetite Mines Ltd is an ASX-listed iron ore company focused on the development of magnetite iron ore resources in the highly prospective Braemar iron region of South Australia. The Company has a 100% owned Mineral Resource of 6.6 billion tonnes and is developing the Razorback Iron Ore Project, located 240km from Adelaide, to meet accelerating market demand for premium iron ore products created by iron & steel sector decarbonisation. With the potential to produce high-value Direct Reduction (DR) grade concentrates, Razorback is set to become a very long-life iron ore project with expansion optionality in a tier 1 jurisdiction that will produce a superior iron ore product sought by steelmakers globally. For more information visit magnetitemines.com.

References

1. ASX:MGT 09/06/23 Iron Peak Deposit Maiden Ore Reserve
2. ASX:MGT 09/02/23 Iron Peak Mineral Resource Significantly Improved
3. ASX:MGT 22/07/24 Green Iron grade concentrates produced using saline water
4. ASX:MGT 08/07/24 Heads of Agreement with JFE Shoji Australia Pty.
5. ASX:MGT 26/03/25 Razorback Project Mining Lease Proposal Lodged
6. SA Gov Release South Australia's Green Iron and Steel Strategy | Dept. for Energy and Mining
7. SA Gov Release South Australia's Green Iron Opportunity, Expression of Interest | Dept. for Energy and Mining
8. ASX:MGT 22/10/24 Green Iron SA consortium launches to spearhead South Australia's Green Iron revolution
9. Fed Gov Release New fund will position Australia at the centre of the global green iron market | Dept. of Industry, Science and Resources
10. AEMO Release AEMO | 2024 Integrated System Plan (ISP)
11. ElectraNet Release Northern Transmission Project (NTx) | ElectraNet
12. ASX:MGT 09/06/23 Iron Peak Strengthens Razorback Economics
13. Infrastructure SA ISA-20-Year-State-Infrastructure-Strategy-2025-Web.pdf
14. ASX:MGT 19/08/25 Rare Earths Mineralisation Identified at Ironback Hill
15. ASX:MGT 05/09/25 Rights Issue Closes Fully Subscribed
16. ASX:MGT 19/08.25 Application for quotation of securities MGT
17. ASX:MGT 24/01/25 Notification regarding unquoted securities MGT
18. ASX:MGT 15/08/25 Results of Extraordinary General Meeting
19. ASX:MGT 28/10/25 Notice of Annual General Meeting
20. ASX:MGT 05/03/25 Results of Extraordinary General Meeting

For personal use only

Appendix 5B

Mining exploration entity quarterly cash flow report

Name of entity

MAGNETITE MINES LIMITED

ABN	Quarter ended ("current quarter")
34 108 102 432	30 September 2025

Consolidated statement of cash flows		Current quarter $A'000	Year to date (3 months) $A'000
1.	**Cash flows from operating activities**		
1.1	Receipts from customers	-	-
1.2	Payments for		
	(a) exploration & evaluation	-	-
	(b) development	-	-
	(c) production	-	-
	(d) staff costs	(508)	(508)
	(e) administration and corporate costs	(339)	(339)
1.3	Dividends received (see note 3)	-	-
1.4	Interest received	13	13
1.5	Interest and other costs of finance paid	(8)	(8)
1.6	Income taxes paid	-	-
1.7	Government grants and tax incentives	-	-
1.8	Other (fuel tax credit, royalty income)	-	-
1.9	**Net cash from / (used in) operating activities**	**(842)**	**(842)**

2.	**Cash flows from investing activities**		
2.1	Payments to acquire or for:		
	(a) entities	-	-
	(b) tenements	-	-
	(c) property, plant and equipment	-	-
	(d) exploration & evaluation	(247)	(247)
	(e) investments	-	-
	(f) other non-current assets	-	-

For personal use only

For personal use only

Consolidated statement of cash flows		Current quarter $A'000	Year to date (3 months) $A'000
2.2	Proceeds from the disposal of:		
	(a) entities	-	-
	(b) tenements	-	-
	(c) property, plant and equipment	26	26
	(d) investments	-	-
	(e) other non-current assets	-	-
2.3	Cash flows from loans to other entities	-	-
2.4	Dividends received (see note 3)	-	-
2.5	Other (security bond)	-	-
2.6	**Net cash from / (used in) investing activities**	**(221)**	**(221)**

3.	**Cash flows from financing activities**		
3.1	Proceeds from issues of equity securities (excluding convertible debt securities)	3,869	3,869
3.2	Proceeds from issue of convertible debt securities	-	-
3.3	Proceeds from exercise of options	-	-
3.4	Transaction costs related to issues of equity securities or convertible debt securities	(328)	(328)
3.5	Proceeds from borrowings	-	-
3.6	Repayment of borrowings	-	-
3.7	Transaction costs related to loans and borrowings	-	-
3.8	Dividends paid	-	-
3.9	Other (payment of lease liabilities)	(55)	(55)
3.10	**Net cash from / (used in) financing activities**	**3,486**	**3,486**

4.	**Net increase / (decrease) in cash and cash equivalents for the period**		
4.1	Cash and cash equivalents at beginning of period	**1,486**	**1,486**
4.2	Net cash from / (used in) operating activities (item 1.9 above)	(842)	(842)
4.3	Net cash from / (used in) investing activities (item 2.6 above)	(221)	(221)
4.4	Net cash from / (used in) financing activities (item 3.10 above)	3,486	3,486

Consolidated statement of cash flows		**Current quarter $A'000**	**Year to date (3 months) $A'000**
4.5	Effect of movement in exchange rates on cash held	-	-
4.6	**Cash and cash equivalents at end of period**	**3,909**	**3,909**

5.	**Reconciliation of cash and cash equivalents** at the end of the quarter (as shown in the consolidated statement of cash flows) to the related items in the accounts	**Current quarter $A'000**	**Previous quarter $A'000**
5.1	Bank balances	1,402	1,481
5.2	Call deposits	2,507	5
5.3	Bank overdrafts	-	-
5.4	Other (provide details)	-	-
5.5	**Cash and cash equivalents at end of quarter (should equal item 4.6 above)**	**3,909**	**1,486**

6.	**Payments to related parties of the entity and their associates**	**Current quarter $A'000**
6.1	Aggregate amount of payments to related parties and their associates included in item 1	175
6.2	Aggregate amount of payments to related parties and their associates included in item 2	-

Note: if any amounts are shown in items 6.1 or 6.2, your quarterly activity report must include a description of, and an explanation for, such payments.

For personal use only

7.	**Financing facilities** *Note: the term "facility' includes all forms of financing arrangements available to the entity.* *Add notes as necessary for an understanding of the sources of finance available to the entity.*	**Total facility amount at quarter end $A'000**	**Amount drawn at quarter end $A'000**
7.1	Loan facilities	-	-
7.2	Credit standby arrangements	-	-
7.3	Other (Convertible Notes)	-	-
7.4	**Total financing facilities**	-	-
7.5	**Unused financing facilities available at quarter end**		-

For personal use only

For personal use only

7.6 Include in the box below a description of each facility above, including the lender, interest rate, maturity date and whether it is secured or unsecured. If any additional financing facilities have been entered into or are proposed to be entered into after quarter end, include a note providing details of those facilities as well.

Note to 7.3 (above):

- On 13 January 2025, the Company announced it had secured up to $7.0 million in funding through the issue of unsecured Convertible Notes to two investment funds managed by US-based C/M Capital Partners, LP (C/M Capital).
- On 24 January 2025, Convertible Notes with a face value of $1.296 million were issued, maturing on 24 January 2027 (first tranche).
- Following shareholder approval at the EGM held on 5 March 2025, further Convertible Notes with a face value of $1.404 million were issued on 7 March 2025, maturing on 7 March 2028 (second tranche).
- On 25 March 2025, C/M Capital converted 350,000 of Convertible Notes into 4,347,826 fully paid ordinary shares.
- On 19 May 2025, Convertible Notes with a face value of $0.81 million were issued, maturing on 19 May 2028 (third tranche).
- On 30 June 2025, Convertible Notes with a face value of $0.314 million were issued, maturing on 30 June 2028 (fourth tranche).
- On 19 August 2025, C/M Capital converted 300,000 of Convertible Notes into 3,750,000 fully paid ordinary shares.
- Subject to mutual agreement and necessary approvals, C/M Capital may provide up to an additional $3.46 million under the facility in future tranches.

The current key terms of the facility are:

- Security Description: Convertible Note
- Interest rate %: Nil
- Security: Unsecured
- Maturity: The Convertible Notes are to be converted on or before the date which is 24 months from the Issue Date (Maturity Date).
- Redemption: Any remaining Convertible Notes under the facility may be fully redeemed by the Company at any time prior to the Maturity Date and the facility terminated, subject to the payment on redemption being 105% of the outstanding face value of the Convertible Notes being redeemed (C/M Capital may elect to convert up to 30% of the Convertible Notes proposed to be redeemed).
- Conversion: C/M Capital will be entitled to convert the Notes into fully paid ordinary shares at either 100% of the 10 day Volume Weighted Average Price (VWAP) up to the facility execution date within the first two months of initial funding or from day 61 to the Maturity Date at 90% of the average of the two lowest 15 day VWAP immediately prior to a Conversion Notice being received by the Company, subject to a minimum conversion price of $0.08 cents per share. The conversion price is subject to adjustment in the event of certain customary events (such as a consolidation or subdivision of the Company's issued capital).

For personal use only

- Repayment: Any Convertible Notes which have not been previously converted (or are the subject of a conversion notice) must be repaid on the earlier to occur of:
  - 20 business days of the Maturity Date;
  - if an event of default continues for 10 business days following written notice from C/M Capital, within a further 10 business days; or
  - where there is a change of control event, delisting event, or qualifying capital raising event (being where $10m or more is raised) and if C/M Capital elects for repayment to occur, on or before the date on which the relevant event occurs.
- Ownership cap: At no point can C/M Capital hold shares in the Company that exceed 9.99% of the Company's issued share capital.
- Options: Following shareholder approval at the EGM held on 5 March 2025, and upon the closing of the second tranche, C/M Capital was issued 8,106,355 unquoted options with an exercise price of $0.1542 each, expiring on 7 March 2028 were issued on 7 March 2025. On closing of the third tranche on 19 May 2025, 2,881,548 unquoted options were issued with an exercise price of $0.1301, expiring on 19 May 2028, and on closing of the fourth tranche on 30 June 2025, 1,200,495 unquoted options were issued with an exercise price of $0.1212, expiring on 30 June 2028. These options represent 50% of the total funding amount from the first and second tranches and have an exercise price equal to 120% of the 15-day VWAP immediately prior to the respective tranche's funding. C/M Capital will be issued unquoted options equivalent to 50% of the funded amount, with an exercise price of 120% of the 15-day VWAP immediately prior to the execution date of the facility, and in the case of any subsequent funding, the date of the issuance of the options. The options will have a 36-month term from the date of issue.
- Commencement Shares: On closing of the first tranche funding, in accordance with the Company's ASX LR7.1 placement capacity, C/M Capital will be issued Ordinary Shares in the Company equivalent to 2% of the total facility amount ($140,000).
- Other terms: Customary investor protections have been agreed, such as negative covenants, events of default, and representations and warranties.

8.	**Estimated cash available for future operating activities**	**$A'000**
8.1	Net cash from / (used in) operating activities (item 1.9)	(842)
8.2	(Payments for exploration & evaluation classified as investing activities) (item 2.1(d))	(247)
8.3	Total relevant outgoings (item 8.1 + item 8.2)	(1,089)
8.4	Cash and cash equivalents at quarter end (item 4.6)	3,909
8.5	Unused finance facilities available at quarter end (item 7.5)	-
8.6	Total available funding (item 8.4 + item 8.5)	3,909
8.7	**Estimated quarters of funding available (item 8.6 divided by item 8.3)**	3.59

Note: if the entity has reported positive relevant outgoings (ie a net cash inflow) in item 8.3, answer item 8.7 as "N/A". Otherwise, a figure for the estimated quarters of funding available must be included in item 8.7.

8.8 If item 8.7 is less than 2 quarters, please provide answers to the following questions:

8.8.1 Does the entity expect that it will continue to have the current level of net operating cash flows for the time being and, if not, why not?

8.8.2	Has the entity taken any steps, or does it propose to take any steps, to raise further cash to fund its operations and, if so, what are those steps and how likely does it believe that they will be successful?
8.8.3	Does the entity expect to be able to continue its operations and to meet its business objectives and, if so, on what basis?

Note: where item 8.7 is less than 2 quarters, all of questions 8.8.1, 8.8.2 and 8.8.3 above must be answered.

Compliance statement

1 This statement has been prepared in accordance with accounting standards and policies which comply with Listing Rule 19.11A.

2 This statement gives a true and fair view of the matters disclosed.

Date: 30 October 2025

Authorised by: This report has been authorised for release to the market by the board.

Notes

1. This quarterly cash flow report and the accompanying activity report provide a basis for informing the market about the entity's activities for the past quarter, how they have been financed and the effect this has had on its cash position. An entity that wishes to disclose additional information over and above the minimum required under the Listing Rules is encouraged to do so.
2. If this quarterly cash flow report has been prepared in accordance with Australian Accounting Standards, the definitions in, and provisions of, *AASB 6: Exploration for and Evaluation of Mineral Resources* and *AASB 107: Statement of Cash Flows* apply to this report. If this quarterly cash flow report has been prepared in accordance with other accounting standards agreed by ASX pursuant to Listing Rule 19.11A, the corresponding equivalent standards apply to this report.
3. Dividends received may be classified either as cash flows from operating activities or cash flows from investing activities, depending on the accounting policy of the entity.
4. If this report has been authorised for release to the market by your board of directors, you can insert here: "By the board". If it has been authorised for release to the market by a committee of your board of directors, you can insert here: "By the [*name of board committee – eg Audit and Risk Committee*]". If it has been authorised for release to the market by a disclosure committee, you can insert here: "By the Disclosure Committee".
5. If this report has been authorised for release to the market by your board of directors and you wish to hold yourself out as complying with recommendation 4.2 of the ASX Corporate Governance Council's *Corporate Governance Principles and Recommendations*, the board should have received a declaration from its CEO and CFO that, in their opinion, the financial records of the entity have been properly maintained, that this report complies with the appropriate accounting standards and gives a true and fair view of the cash flows of the entity, and that their opinion has been formed on the basis of a sound system of risk management and internal control which is operating effectively.

For personal use only