ASX Release

24 October 2025

Correction to Previously Released ASX Announcement

VHM Limited (ASX: VHM) (the "**Company**") wishes to clarify and provide further disclosure in relation to the information contained within its announcement titled *"VHM Updates Global Resources and Reserves"*, which was released to the ASX on 15 October 2025 ("**Original Announcement**").

A summary of the corrections and amendments is provided in **Annexure A** to this announcement in table format for ease of reference.

A revised and corrected version of the announcement, incorporating all amendments, is also attached to this release.

The corrections do not materially impact the substance of the information disclosed in the Original Announcement.

ENDS

This announcement has been approved by the CEO, Andrew King.

For Further Information Contact:

Andrew King
Chief Executive Officer
E: investor@vhmltd.com.au

Ben McCormick
Chief Financial Officer
E: **investor@vhmltd.com.au**

About VHM Limited (ASX: VHM)

https://www.vhmltd.com.au

For personal use only

For personal use only

Annexure A – Summary of Corrections and Amendments

Previous Page Reference	Previous Section / Table Reference	New Page / Section Reference	Nature of Change / Comment
Page1	Key Points	Same as previous reference	Clarification that update reflects changes to Area 1 and all other resource estimates are unchanged
Page 2	Mineral Resource Updates	Same as previous reference	Note added that the mineral resource estimates for all other areas in the Global Resource remain unchanged.
Page 3	Table 3	Same as previous reference	Remove project reference column. The Area 1 mineral resource covers a footprint larger than currently approved Goschen project.
Page 3	Table 4	Same as previous reference	Table 4 caption updated to remove Area 1 reference as this is the total company's Ore Reserve estimate
Page 4	Strategic Implications section	Same as previous reference	Paragraph 1 – updated 94Mt to 93Mt
Page 4	Strategic Implications section	Same as previous reference	First bullet "Strategic studies" – updated 126Mt to 127Mt
Page 6	Drilling section	Same as previous reference	Corrected error message in second paragraph. This is now referencing Figure 2
Page 12	Table 8	Same as previous reference	Table updated with values reported to 2 significant figures
Page 13	Table 9	Same as previous reference	- Table updated with values reported to 2 significant figures - Removed previous Note (5) which does not have a reference in the table - Previous Note (6) is now Note (5) - Added Note (6) for clarification on previously reported resources
Page 14	Table 10	Same as previous reference	- Table updated with values reported to 2 significant figures - Notes (5) and (6) - % reference updated to reflect 2 significant figures
Page 15	Table 11 & 12	Same as previous reference	Tables updated with values reported to 2 significant figures
New	New	Page 16 – Table 13	Table of competent person added for clarification and confirmation continuing validity as per LR5.23.2 added.
Page 17	Appendix A	Page 18	Note added that the JORC Table 1 has been prepared to disclose the updated Area 1 MRE and that the parameters for other resource estimates remain unchanged
Page 35	Section 4 Estimation and Reporting of Ore Reserves	Page 36	Table updated per Table 9
Page 36	Section 4 Estimation and Reporting of Ore Reserves	Page 37	Tables updated per Table 10 and Table 11

Previous Page Reference	Previous Section / Table Reference	New Page / Section Reference	Nature of Change / Comment
Page 36	Section 4 Estimation and Reporting of Ore Reserves	Page 37	Second bullet point was corrected to read “total company ore reserves” in reference to the 220Mt shown in the table. It was previously stated as “Area 1 and 3 Ore Reserves”
Page 37	Section 4 Estimation and Reporting of Ore Reserves	Page 38	Table updated per Table 12

For personal use only

For personal use only

ASX Release

24 October 2025

VHM Updates Global Resources and Reserves

VHM Limited (ASX: VHM) provides an update to its Mineral Resource and Ore Reserve estimates for the Goschen Project, reflecting ongoing evaluation and highlighting continued exploration potential across its tenements.

Total Mineral Resources are estimated to be:

- **890Mt at 2.9%THM for 26Mt Total Heavy Minerals** (refer Table 1) confirming its scale as one of Australia's largest undeveloped mineral sands and rare earths projects

Total Ore Reserves are estimated to be:

- **220Mt at 3.6%THM for 7.8Mt Total Heavy Minerals** (refer Table 4)
- Update incorporates a more conservative approach to estimation methodology applied to Area 1

Key Points are:

- Estimates of Goschen Mineral Resources and Ore Reserves have not changed materially. This update only reflects changes to the Area 1 mineral resource and all other resource estimates are unchanged.
- The current 20-year Goschen mine plan exploits less than 50% of defined ore reserves and less than 12% of total mineral resources, demonstrating significant potential for future growth
- Adoption of a more conservative approach to the treatment of Area 1 derisks the mine plan and yields potential upside seen in earlier bulk sampling test-work

Key Investor Benefits

- **High-Value Mineral Assemblage**: Elevated concentrations of neodymium / praseodymium and dysprosium / terbium bearing minerals monazite and xenotime, alongside zircon, rutile and ilmenite, supports diversified revenue streams across multiple industrial sectors
- **Low Sovereign Risk**: Located in Victoria, Australia, with strong support from the Victorian Government. Goschen benefits from a stable regulatory environment, with established infrastructure in immediate proximity.
- **Alignment with Global Trends**: Monazite content supports rare earth recovery, aligning VHM with global demand for critical minerals in clean energy and technology

For personal use only

Mineral Resources Update

VHM Limited has updated its Mineral Resource Estimates (MRE) for Goschen with the key change being a re-evaluation of the Area 1 resource, resulting in a restatement of its Global Measured, Indicated and Inferred Resource Inventory to 890 Mt at 2.9% THM containing 26Mt of THM, as detailed in Table 1. The previous Resource estimate is shown in Table 2 for comparison.

Table 1: VHM Global Resource Inventory as at 15 October 2025

Mineral Resource Category	Material (Mt)	In Situ THM (Mt)	Bulk Density (t/m^3)	Total Heavy Mineral (THM) (%)	Slimes (%)	Oversize (%)
Measured	25	0.90	1.73	3.6	17	2
Indicated	360	12	1.74	3.3	19	4
Inferred	500	13	1.72	2.7	18	4
Total	**890**	**26**	**1.73**	**2.9**	**19**	**4**

Note: Mineral resources reported at a cut-off grade of 1.0%. THM values reported to 2 significant figures. Any discrepancies in totals are due to rounding.

Table 2: Previous Global Resources Inventory.

Mineral Resource Category	Material (Mt)	In Situ THM (Mt)	Bulk Density (t/m^3)	Total Heavy Mineral (THM) (%)	Slimes (%)	Oversize material (%)
Measured	31	1.8	1.76	5.7	15	5
Indicated	360	12	1.73	3.2	19	4
Inferred	500	13	1.71	2.7	18	4
Total	**890**	**27**	**1.72**	**3.0**	**19**	**4**

Note: Any discrepancies in totals are due to rounding. All values reported to 2 significant figures

The difference in the Global Resource results from a detailed re-evaluation of the Area 1 Mineral Resource, incorporating updated geological interpretations and refined estimation techniques. This work has resulted in a revised Measured and Indicated Resource of 94 Mt at 2.8% THM, containing 2.6 Mt of in-situ total heavy minerals (THM) as shown in Table 3. Note that the mineral resource estimates for all other areas covered by the previous global MRE (Area 2, Area 3, Area 4, Cannie and Nowie) remain unchanged from that resource estimate.

This update reflects a more geologically robust estimate that uses standard geostatistical methods to interpolate grades without incorporating metallurgical factors from earlier bulk test work. This change aligns with industry best practices and adopts a more conservative estimate whilst retaining upside potential indicated from previous bulk sampling studies. VHM continues to refine the remainder of the Goschen Project Resource Estimates.

For personal use only

Table 3: Area 1 Mineral Resource Estimate as at 15 October 2025

Area	Mineral Resource Category	Material (Mt)	In Situ THM (Mt)	Bulk Density (t/m^3)	Total Heavy Mineral (THM) (%)	Slimes (%)	Oversize material (%)
Area 1	Measured	25	0.90	1.73	3.6	17	2
	Indicated	69	1.7	1.72	2.5	18	2
	Total	**94**	**2.6**	**1.72**	**2.8**	**17**	**2**

Notes:

- *Mineral resources reported at a cut-off grade of 1.0% THM*
- *Values reported to 2 significant figures. Any discrepancies in totals are due to rounding.*

Detailed Mineral Resource Estimate tabulations are presented following the Section 5.8 description and the JORC Code (2012) Table 1 is attached in Appendix A.

As it has not previously been released, a summary of the drilling data used in the resource estimation is attached as Appendix B.

Ore Reserve Update

The Company has also updated Ore Reserve Estimates for Goschen. Proven and Probable Ore Reserves are estimated to be 220Mt at 3.6% THM for 7.8Mt of THM (refer Table 4). The previous Reserve Estimate is shown in Table 5 for comparison.

The key changes are in Area 1 with an updated Ore Reserve Estimate incorporating current mining, processing, and operating cost assumptions. The new Ore Reserve for Area 1 (Table 6) totals 47 Mt, containing 1.6 Mt of THM at an average grade of 3.3% THM, comprising:

- 16 Mt Proven Reserve at 4.1% THM
- 31 Mt Probable Reserve at 2.9% THM

Adoption of a more conservative approach to estimates for Area 1 increases the robustness and confidence in the mine plan, whilst retaining but not relying on upside observed in previous metallurgical bulk sample trials. The Company remains encouraged by those results.

Table 4: Ore Reserve Estimate as at 15 October 2025

Classification	Ore (Mt)	In Situ THM (Mt)	THM (%)	Slimes (%)	Oversize material (%)
Proven	16	0.7	4.1	17	3
Probable	200	7.1	3.5	19	3
Total	**220**	**7.8**	**3.6**	**18**	**3**

Note: Values reported to 2 significant figures. Any discrepancies in totals are due to rounding.

Table 5 Previous Ore Reserve Estimate (2023)

Classification	Ore (Mt)	In Situ THM (Mt)	THM (%)	Slimes (%)	Oversize (%)
Proven	25	1.3	5.4	15	5
Probable	185	6.7	3.6	18	3
Total	**210**	**8.0**	**3.8**	**18**	**3**

Note: Any discrepancies in totals are due to rounding

Table 6: Updated Area 1 Reserves

Classification	Ore (Mt)	In Situ THM (Mt)	THM (%)	Slimes (%)	Oversize (%)
Proven	16	0.7	4.1	17	3
Probable	31	0.9	2.9	17	3
Total	**47**	**1.6**	**3.3**	**17**	**3**

Note: Any discrepancies in totals are due to rounding

Detailed Ore Reserve Tables are presented following the MRE tables and the JORC (2012) Table 1 Section 4 is included in Appendix A.

Strategic Implications

The Company's base case development plan which is well advanced with respect to final project approvals, describes a 20-year mine life at an average production rate of approximately 5.0Mtpa. This plan exploits just 93Mt over the Life of Mine (LOM), or less than 50% of the currently defined Ore Reserves, and less than 12% of the Mineral Resources.

The Company will target growth of both Mineral Resources through systematic exploration of our highly prospective tenements (Figure 1), and Ore Reserves through resource definition and studies to upgrade existing Inferred Resources to Measured and Indicated, and supported by appropriate studies and approvals including but not limited to:

- **Strategic studies**: Permitting and feasibility work to incorporate the remaining 127Mt of reserves into the mine plan, prioritising the high-grade Area 4 Reserve (12Mt at 5.6% THM for 0.6Mt THM – refer Table 11)
- **Reserve Conversion**: Area 2 hosts 76 Mt of Indicated Resources – targeted for conversion to Reserves through technical and economic studies (refer Table 9)
- **Expansion of Reserves:** The Company also holds an additional approximately 210Mt of Inferred Mineral Resources, primarily at Cannie and Nowie. These represent tangible opportunities to further upgrade the resource and reserve inventory*
- **Mine Life and Production Rate:** Given the large inventory currently identified and not being exploited in the base plan, and the prospectivity for further additions in time, the Company will conduct the necessary work required to position VHM Limited as a significant and long-term supplier of mineral sands and rare earths to global markets

*Note: Inferred Resources are subject to a low level of geological confidence. There is no certainty that further exploration will result in their reclassification or eventual conversion to Ore Reserves.

For personal use only

For personal use only

Figure 1: Overview of Company Projects and Tenure

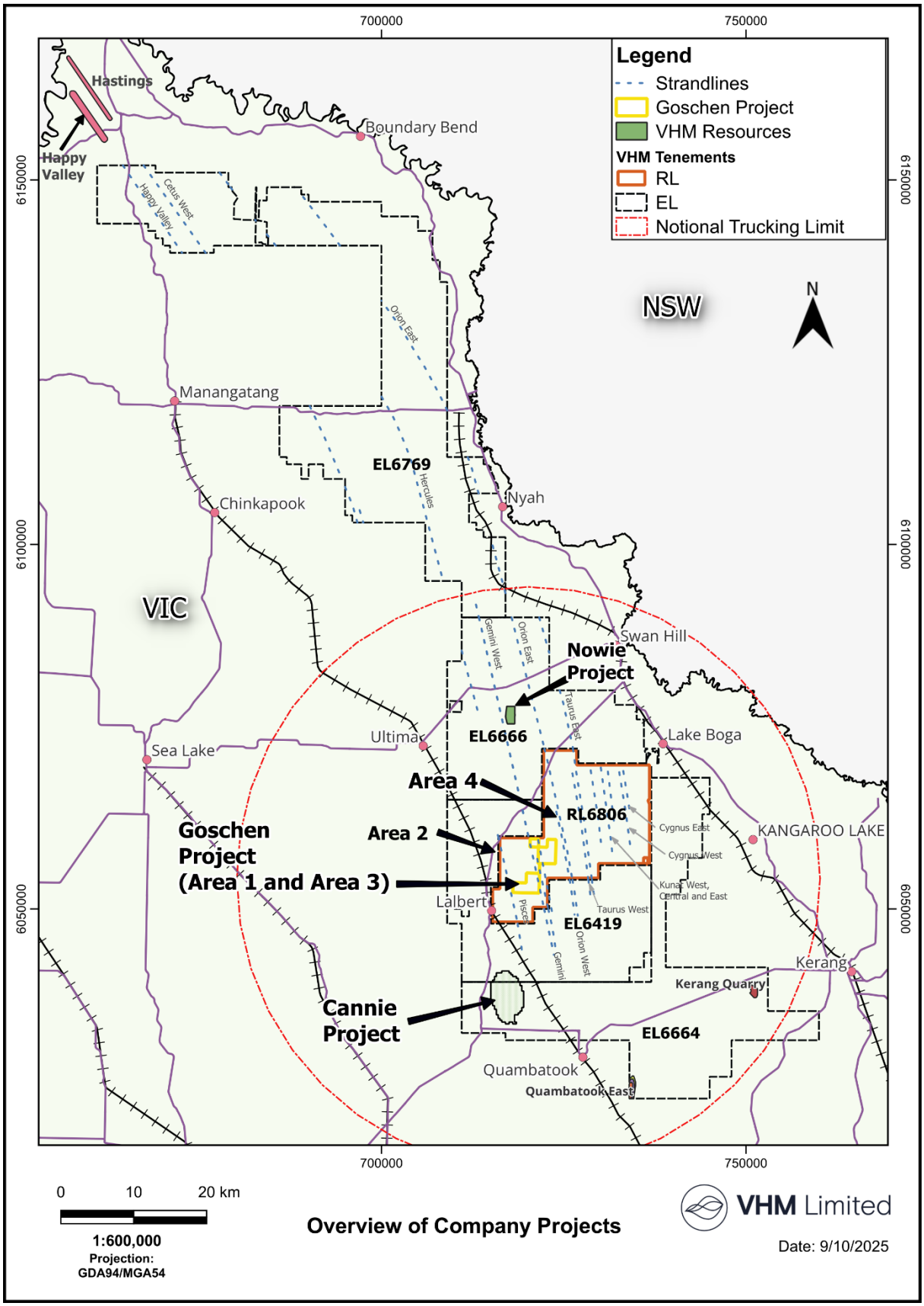

For personal use only

ASX Listing Rule 5.8.1 Summary

The Goschen Area 1 MRE was undertaken by industry consultants the Competent Person on behalf of VHM Limited with supervision by VHM's Technical Services and Geology Manager.

Location

The Goshen Area 1 deposit is located on farmland in north-western Victoria approximately 280km northwest of Melbourne, 20km southwest of Swan Hill and 1km east of Lalbert. It sits within Mining Licence MIN 7256 wholly owned by VHM. It is favourably located for access with a network of unsealed roads crossing the project and sealed roads and railway access nearby.

Geology and geological interpretation

The deposit sits within the Murray Basin, a large intracratonic sedimentary basin that contains significant mineral sands and rare earth deposits. The main host of these deposits is the Pliocene age Loxton Sands which was deposited during a marine transgression and comprises variable facies ranging from very fine to fine grained offshore sands through to medium and coarse grained nearshore and beach environments. The mineralisation is hosted within the offshore facies as extensive fine grained sheet like bodies and within the nearshore/beach facies as elongate strandline style deposits.

Area 1 is located over a local topographic high known as the Cannie Ridge which appears to be formed by fault movement (Cannie Fault) with the Loxton Sands downthrown to the west, splitting the Area into Area 1 West and Area 1 East.

Drilling

The Goschen deposit has been drilled by several companies since 1970, however since 2017 VHM has undertaken a comprehensive drilling assessment of the deposit using aircore drilling techniques. Initially drilling was conducted on a 400 m x 200 m grid with infill to 200m x 50m in key target areas. Drill hole collars were surveyed using RTK GNSS survey equipment to establish control to GDA94, MGA zone 54 and to the Australian Height Datum.

Holes were drilled vertically and sampled at 1m intervals. A total of 472 aircore holes were used in the resource estimate as detailed in Table 7 and shown in Figure 2.

Table 7: Summary of aircore drilling and sampling completed aver Area 1

Drill holes in 2025 Area 1 MRE						
Area	**No. of holes**	**Min depth**	**Max depth**	**Av. depth**	**Total meters drilled**	**Total samples**
Area 1	472	21	63	36	17,060	10,889

For personal use only

Figure 2: Collar location plan showing drillholes used in 2025 MRE (red dots) and Cannie Fault (yellow line)

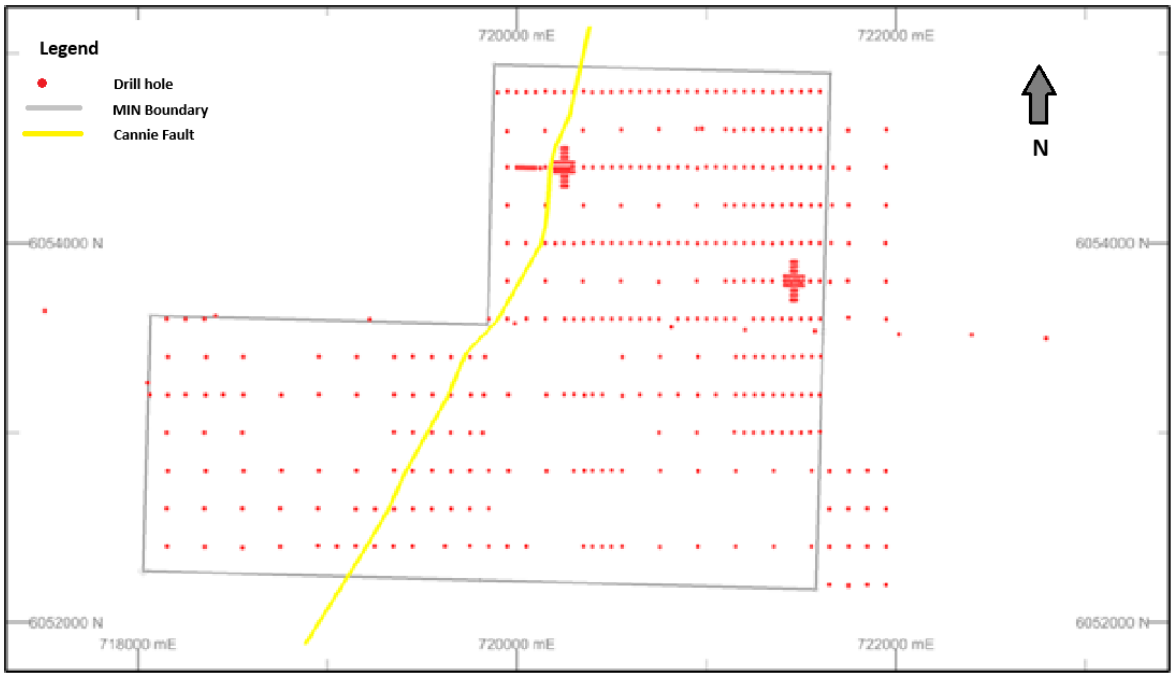

Sampling and sub sampling techniques

All drill holes were sampled at 1m intervals downhole producing approximately 7kg of drill cuttings per metre. These samples were reduced using a rotary splitter attached to the rig to generate 1.2kg to 2.5kg samples which were bagged, labelled and logged. Selected samples were submitted to the primary laboratory for analysis.

Geological Logging

A logging sample of approximately 20g was taken from each one metre sample for visual inspection and geological description. Each sample was hydraulically panned to separate clay from the sample and then concentrate the heavy minerals (HM) to allow estimation of HM grade. Geological parameters such as grain size, sorting etc were recorded. All data was electronically recorded at the drill rig using logging software.

Sample Analysis

Samples selected for analysis were dispatched to one of two commercial laboratories for analysis. Upon receival, the samples were dried at 105°C for up to 12 hours and then split down to a 100g subsample (Lab 1) or 500g subsample (Lab 2).

The samples were screened using vibrating screens at 1mm or 2mm and then wet screened at a bottom size of either 38µm or 20µm. The coarse screen size determined oversize levels and the fine screen slimes.

The -1mm (2mm) + 20µm (38µm) fraction (aka “Sand”) was then subjected to heavy liquid separation (HLS) at a SG of 2.96. Initially static separation was used, but following ongoing testwork a centrifugal separation technique was used. The heavy mineral “sinks” produced by the HLS were collected, washed, dried and weighted and the total sample HM (THM) content was back calculated.

QAQC involved taking of duplicate samples at the rig as well as by the assaying laboratories. Commercially available standards were also inserted at a rate of 1 in 40.

For personal use only

Mineral Assemblage and rare earth oxide determination

The results of the THM analysis and the geological logging were collated and used to interpret mineralisation domains by VHM Geologists. The HM concentrate samples were then composited to represent the various domains on a sectional basis and analysed to determine mineral content and chemical composition.

Analysis was undertaken by ALS Metallurgical Laboratories in Perth via a combination of QEMScan mineralogical analysis to determine mineralogical composition and XRF and ICP-MS chemical analysis to determine various oxide and rare earth element composition, as appropriate.

Bulk Density

The bulk density has been determined using an algorithm prepared by VHM using first principle techniques and applied to an industry standard linear model first described from Western Australian mineral sands mines in 1977. The formula is

$$\text{Bulk Density} = (0.009 * \text{THM}) + 1.698$$

VHM believes this formula to be conservative.

Resource Estimation Methodology

The MRE was conducted using Datamine Studio RM Pro (version 1.13.202.0).

The geological interpretation was undertaken by the Competent Person in collaboration with the company's Technical Services Manager. Validation using logging, analytical data and observations was undertaken. Geological interpretations and mineralised domains were developed using implicit modelling, employing the 'Surface-from-samples' and 'Vein-from-samples' functions to generate enclosed wireframe. These wireframes were used to code the mineralised domains into the Mineral Resource Estimate. The mineralised domains have been modelled to extend 4.5km in the east-west direction and 3km in the north-south direction. Both extends reported reflect at the longest distance in both directions, however internal variability in length and width occurs across the deposit.

Summary statistics were generated for Total Heavy Minerals (THM) and Slimes within the interpreted mineralised horizons. Histograms, log histograms, and log probability plots were reviewed, with no extreme outliers identified. As a result, no grade cutting or capping was applied. Sample lengths were composited to 1 m intervals, reflecting the high-frequency sampling protocol.

Variography analysis was undertaken for each modelled zone (domain) using the THM, Slimes and Oversize assay data. Appropriate search ellipses were used to search for data for the interpolation and suitable limitations on the number of samples and the impact of those samples was maintained.

Ordinary Kriged techniques were used to interpolate THM assay grades from drill samples into the block model. As part of the estimation validation process, Inverse Distance Squared (ID2) and Inverse Distance Cubed (ID3) models were generated concurrently to provide comparative checks against the OK results. Nearest neighbour techniques were used to interpolate mineral assemblage, rare earth elements, index values and non-numeric sample identification into the block model

Cut-off grades

The selection of a 1 % THM cut-off grade used to report the mineral resource estimate reflects previous criteria completed by VHM Limited in 2020 and supports economic grades as demonstrated in the 2023 Definitive Feasibility Study completed for Area 1 by VHM.

For personal use only

Criteria for Resource Classification

The resource classification for the Area 1 Project was based on the following criteria:

Drill hole spacing, geological and grade continuity and the model statistics (search pass, number of samples, number of holes, average sample distance) used to inform the block grade.

The classification of the Measured and Indicated Mineral Resource was supported by the criteria as noted above.

Historic drilling assay data was not included in the Area 1 MRE.

Mining and metallurgical methods and other material modifying parameters.

No specific mining method was assumed. VHM has determined that standard truck shovel techniques will be used and the model is suitable for this application.

Metallurgical assumptions were based on testwork undertaken by VHM over several years and related back to the mineral assemblage determinations. These works have demonstrated that THM down to 20µm size can be recovered at economically viable rates using standard mineral sands equipment.

No recoveries were used in reporting of the MRE.

ASX Listing Rule 5.9.1 Summary

Material Assumptions

The Ore Reserve Estimation was carried out using Mineral Resource models supplied by VHM and is reported at a Preliminary Feasibility Study level. Input parameters for the Ore Reserve estimate were consistent with DFS level inputs, however no detailed land access agreements, production sequencing and scheduling were undertaken.

Market and product assessments were undertaken by independent Industry Specialists and confirm that the proposed products are suitable for sale. Long term prices used in the study were sourced from these consultants.

A financial analysis has been undertaken to DFS level.

Criteria Used for Classification

The Ore Reserve estimate is based on Mineral Resource models prepared by Mr David Bushell (VHM Limited) and Ms Emily Henry (Right Solutions Australia). The Mineral Resources are reported as wholly inclusive of the Ore Reserves.

Measured Resources were converted to Proven Reserves where land access agreements exist, otherwise they were converted to Probable Reserves.

Indicated Resources were converted to Probable Reserves.

The classification reflects the Competent Person's view of the deposit and is considered appropriate for this style of mineralisation.

Mining Method Selected and Mining Parameters

Dry mining methods using truck and shovel are proposed. Strip mining will be undertaken in blocks of approximately 500 m × 150 m. Mining will commence with removal of topsoil and subsoil, followed by clay overburden and sand overburden ("waste material"). Ore will then be trucked to a Mining Unit Plant (MUP) for coarse screening and pumping to the Processing Plant.

No drill and blast is required; dozers may be used for cross-ripping cemented sands.

Waste material will initially be stockpiled and as scheduling permits used for in-pit bunds or backfilling mined voids.

Processing Method Selected and Recovery Factors

Ore will be processed through a Mining Unit Plant (MUP), Feed Preparation Plant (FPP), Wet Concentrator Plant (WCP), and Rare Earth Flotation circuit to produce a zircon-titanium heavy mineral concentrate and a Rare Earth Minerals Concentrate (REMC).

Industry-standard mineral sands processing equipment will be used and the process flowsheet has been designed and confirmed from metallurgical test work conducted on representative bulk samples.

No metallurgical recovery factors were applied to the Ore Reserve estimate.

Basis of Cut-off Grade or Quality Parameters

No fixed cut-off grade was used as it did not accurately reflect the optimisation results. Instead, blocks were classified as ore or waste based on calculated revenue versus processing cost.

If the block revenue was greater than processing cost, the block was treated as ore, otherwise it was treated as waste.

Estimation Methodology

The Mineral Resource model was regularised to 25 m × 25 m × 1 m blocks. This regularisation created a diluted model suitable for mine planning and Ore Reserve estimation.

Whittle pit optimisation was used to generate shells with exclusion zones were applied to minimise the impact of operations on the environment and the community.

An overall wall angle of 30° was used based on geotechnical studies with wall batters adjusted depending on material and depth.

No further mining recovery and dilution were applied following the block model regularisation process and reserves were reported without metallurgical recoveries.

Inferred material was treated as waste.

Environmental Considerations

The company has completed an Environmental Effect Assessment and received State and Federal environmental approval for a project covering the mining leases that cover parts of this reserve. Further consultation between the company and the state of Victoria will be required to expand the footprint of the project to take in the remaining reserves.

Some saleable products may contain elevated radioactivity and will be managed according to regulations.

Waste materials are not considered environmentally hazardous and will be backfilled to the pit.

Infrastructure Requirements

The project is in a well-serviced agricultural region with access to road, rail, power, and water. The company has undertaken considerable studies into both road upgrades and water supply and is confident of obtaining access to all required infrastructure.

For personal use only

For personal use only

Market Assessment and Product Specification

Adamas Intelligence (rare earths) and TZMI (zircon and titania minerals) completed independent market reviews and provided long term prices in real USD:

	Unit	2036	2040
Monazite and Xenotime	USD/kg	-	13.50
Zircon	USD/t	1,201	-
Rutile	USD/t	516	-
Leucoxene	USD/t	215	-
Ilmenite	USD/t	143	-

Commodity prices tabled are inclusive of allowances made for transport costs and quality adjustments estimated by TZMI regarding the quality of Goschen products.

Ongoing customer engagement suggests full off-take potential.

Economic Analysis

DFS level economic analysis has been undertaken.

DFS-level inputs were used for the Ore Reserve estimate.

Sensitivity analyses during pit optimisation showed linear responses to variable changes.

Social and Community Considerations

Extensive stakeholder engagement is underway, including Technical and Stakeholder Reference Groups.

Consultation with community and regulatory agencies is ongoing.

Other Modifying Factors

The Ore Reserve covers both a granted Mining Licence (MIN 7256) and granted Retention Licence (RL6806). Legal agreements for land access to the properties covered by the MIN have been obtained.

There are no known significant naturally occurring risks.

Primary Government approvals have been obtained for some of the reserves and further approvals are expected within project timelines.

For personal use only

Table 8: Area 1 Mineral Resource Statement as of 15 October 2025

Area	Mineral Resource Category	Material	In situ THM	Bulk Density	Total Heavy Minerals (THM)	Slimes	Oversize material >1mm and >2mm	THM Assemblage[2]							
								Zircon	Rutile	Leucoxene	Ilmenite	Monazite	Xenotime	Valuable Heavy Mineral (VHM)	Trash
		(Mt)	(Kt)	(g/cm^3)	(%)	(%)	(%)	(%)	(%)	(%)	(%)	(%)	(%)	(%)	(%)
Area 1	Measured	25	900	1.73	3.6	17	2	28	13	10	27	4.1	0.8	83	17
	Indicated	69	1,700	1.72	2.5	18	2	26	11	10	26	4.4	0.8	78	22
	Total[1]	**94**	**2,600**	**1.72**	**2.8**	**17**	**2**	**27**	**12**	**10**	**26**	**4.3**	**0.8**	**79**	**21**

Area	Mineral Resource Category	Rare Earth Oxides [2]													
		La2O3	CeO2	Pr6O11	Nd2O3	Sm2O3	Eu2O3	Gd2O3	Tb4O7	Dy2O3	Er2O3	Tm2O3	Yb2O3	Y2O3	TREO + Y2O3
		(%)	(%)	(%)	(%)	(%)	(%)	(%)	(%)	(%)	(%)	(%)	(%)	(%)	(%)
Area 1	Measured	0.45	0.95	0.11	0.40	0.07	0.004	0.06	0.01	0.07	0.05	0.008	0.04	0.46	2.7
	Indicated	0.50	1.03	0.12	0.44	0.08	0.004	0.06	0.01	0.07	0.05	0.007	0.04	0.45	2.9
	Total[1]	**0.48**	**1.00**	**0.12**	**0.43**	**0.08**	**0.004**	**0.06**	**0.01**	**0.07**	**0.05**	**0.007**	**0.04**	**0.46**	**2.8**

Area	Material	In-Situ TREO + Y2O3 Grade[3]	In-Situ TREO + Y2O3
	(t)	(%)	(t)
Area 1 Mineral Resource (M+Ind+Inf)	**94,000,000**	**0.079**	**74,000**

Notes: Any discrepancies in totals are a function of rounding. All values are reported to two significant figures.

1. *Mineral resources reported at a cut-off grade of 1% THM*
2. *Mineral assemblage, via QEMScan Particle Analysis, is reported as a percentage of in situ THM content*
3. *In-situ TREO + Y2O3 Grade is calculated by the THM Grade (2.8%) multiplied by TREO + Y2O3 Grade (2.8%)*

For personal use only

Table 9: VHM Total Mineral Resource Estimate 15 October 2025

Area	Mineral Resource Category	Material	In Situ THM	Bulk Density	Total Heavy Mineral (THM)	Slimes	Oversize material	THM Assemblage[4]					
								Zircon	Rutile	Leucoxene	Ilmenite	Monazite	Xenotime
		(Mt)	(Mt)	(t/m^3)	(%)	(%)	(%)	(%)	(%)	(%)	(%)	(%)	(%)
Area 1	Measured	25	0.90	1.73	3.6	17	2	28	13	10	27	4.1	0.81
	Indicated	69	1.7	1.72	2.5	18	2	26	11	9.6	26	4.4	0.82
	Total[1]	**94**	**2.6**	**1.72**	**2.8**	**17**	**2**	**27**	**12**	**9.9**	**26**	**4.3**	**0.82**
Area 3[6]	Indicated	200	6.9	1.73	3.4	19	3	19	9.0	8.0	25	3.2	0.59
	Inferred	290	6.7	1.72	2.3	18	3	17	8.7	7.5	23	2.9	0.53
	Total[1]	**490**	**14**	**1.73**	**2.8**	**18**	**3**	**18**	**8.9**	**7.7**	**24**	**3.0**	**0.56**
Area 2[6]	Indicated	76	2.4	1.73	3.2	21	7	21	13	9.5	23	3.4	0.67
	Inferred	5.7	0.18	1.73	3.1	21	8	19	10	7.6	22	3.6	0.60
	Total[3]	81	**2.6**	**1.73**	**3.2**	**21**	**7**	**20**	**12**	**9.4**	**23**	**3.4**	**0.66**
Area 4[6]	Indicated	18	0.80	1.74	4.6	20	5	19	11	10	24	3.0	1.00
	Total[3]	**18**	**0.80**	**1.74**	**4.6**	**20**	**5**	**19**	**11**	**10**	**24**	**3.0**	1.00
Cannie[6]	Inferred	190	5.9	1.70	3.1	19	6	24	15	24	2.1	4.1	0.85
	Total[2]	**190**	**5.9**	**1.70**	**3.1**	**19**	**6**	**24**	**15**	**24**	**2.1**	**4.1**	0.85
Nowie[6]	Inferred	16	0.63	1.73	3.8	19	5	16	16	24	5.0	2.1	0.53
	Total[3]	**16**	**0.63**	**1.73**	**3.8**	**19**	**5**	**16**	**16**	**24**	**5.0**	**2.1**	0.53
Grand Total	**Measured**	25	0.90	1.73	3.6	17	2	28	13	10	27	4.1	0.81
	Indicated	360	12	1.74	3.3	19	4	20	10	9	25	3.4	0.67
	Inferred	500	13	1.72	2.7	18	4	20	12	16	13	3.4	0.67
	Total[5]	**890**	**26**	**1.73**	**2.9**	**19**	**4**	**21**	**11**	**12**	**19**	**3.4**	**0.67**

Notes: Any discrepancies in totals are a function of rounding. All values are reported to 2 significant figures

1. *Mineral resources reported at a cut-off grade of 1.0% THM*
2. *Mineral resources reported at a cut-off grade of 1.75% THM*
3. *Mineral resources reported at a cut-off grade of 1.0% TVHM*
4. *Mineral assemblage, via QEMScan Particle Analysis, is reported as a percentage of in situ THM content*
5. *Combined mineral resource at a cut-off grade of 1% THM for Area1 and Area 3 and 1% TVHM for Nowie, Area 2 and Area 4 and 1.75%THM for Cannie*
6. *Area 3, Area 2, Area 4, Cannie and Nowie resources previously reported to ASX as shown in Table 13*

For personal use only

Table 10: VHM Total Mineral Resource Estimate Rare Earth Oxide Inventory 15 October 2025

Area	Mineral Resource Category	Rare Earth Oxides													
		La_2O_3	CeO_2	Pr_6O_{11}	Nd_2O_3	Sm_2O_3	Eu_2O_3	Gd_2O_3	Tb_4O_7	Dy_2O_3	Er_2O_3	Tm_2O_3	Yb_2O_3	Y_2O_3	TREO + Y2O3
		(%)	(%)	(%)	(%)	(%)	(%)	(%)	(%)	(%)	(%)	(%)	(%)	(%)	(%)
Area 1	Measured	0.45	0.95	0.11	0.40	0.07	0.004	0.06	0.01	0.07	0.05	0.008	0.04	0.46	2.7
	Indicated	0.50	1.03	0.12	0.44	0.08	0.004	0.06	0.01	0.07	0.05	0.007	0.04	0.45	2.9
	Total(1)	**0.48**	**1.00**	**0.12**	**0.43**	**0.08**	**0.004**	**0.06**	**0.01**	**0.07**	**0.05**	**0.001**	**0.04**	**0.46**	**2.8**
Area 3	Indicated	0.36	0.78	0.09	0.33	0.06	0.003	0.05	0.01	0.05	0.04	0.010	0.04	0.37	2.2
	Inferred	0.35	0.76	0.08	0.31	0.06	0.003	0.05	0.01	0.05	0.03	0.010	0.03	0.36	2.1
	Total(1)	**0.36**	**0.77**	**0.09**	**0.32**	**0.06**	**0.003**	**0.05**	**0.01**	**0.05**	**0.03**	**0.010**	**0.04**	**0.36**	**2.1**
Area 2	Indicated	0.41	0.88	0.10	0.37	0.07	0.003	0.06	0.01	0.06	0.04	0.007	0.05	0.42	2.5
	Inferred	0.45	0.95	0.11	0.39	0.07	0.003	0.06	0.01	0.06	0.04	0.006	0.04	0.40	2.6
	Total(3)	**0.41**	**0.88**	**0.10**	**0.37**	**0.07**	**0.003**	**0.06**	**0.01**	**0.06**	**0.04**	**0.007**	**0.05**	**0.42**	**2.5**
Area 4	Indicated	0.32	0.67	0.07	0.28	0.05	0.002	0.05	0.01	0.05	0.03	0.006	0.04	0.33	1.9
	Total(3)	**0.32**	**0.67**	**0.07**	**0.28**	**0.05**	**0.002**	**0.05**	**0.01**	**0.05**	**0.03**	**0.006**	**0.04**	**0.33**	**1.9**
Cannie	Inferred	0.5	1.1	0.1	0.4	0.08	0.004	0.07	0.01	0.07	0.05	0.01	0.05	0.5	3.0
	Total(2)	**0.5**	**1.1**	**0.1**	**0.4**	**0.08**	**0.004**	**0.07**	**0.01**	**0.07**	**0.05**	**0.01**	**0.05**	**0.5**	**3.0**
Nowie	Inferred	0.3	0.6	0.1	0.3	0.1	0.003	0.04	0.01	0.05	0.04	0.01	0.04	0.3	1.8
	Total(3)	**0.3**	**0.6**	**0.1**	**0.3**	**0.05**	**0.003**	**0.04**	**0.01**	**0.05**	**0.04**	**0.01**	**0.04**	**0.3**	**1.8**
Grand Total	**Measured**	0.45	0.95	0.11	0.40	0.07	0.004	0.06	0.01	0.07	0.05	0.008	0.04	0.46	2.7
	Indicated	0.39	0.83	0.10	0.35	0.06	0.003	0.05	0.01	0.05	0.04	0.01	0.04	0.39	2.3
	Inferred	0.41	0.89	0.10	0.37	0.07	0.00	0.06	0.01	0.06	0.04	0.01	0.04	0.42	2.5
	Total(6)	**0.40**	**0.86**	**0.10**	**0.36**	**0.07**	**0.003**	**0.06**	**0.01**	**0.06**	**0.04**	**0.009**	**0.04**	**0.41**	**2.4**

Material (t)	In-Situ TREO + Y2O3 Grade(5) (%)	In-Situ TREO + Y2O3 (t)
890,000,000	**0.071**	**630,000**

Notes: Any discrepancies in totals are a function of rounding
1 Mineral resources reported at a cut-off grade of 1.0% THM
2 Mineral resources reported at a cut-off grade of 1.75% THM
3 Mineral resources reported at a cut-off grade of 1.0% TVHM
4 Mineral assemblage, via QEMScan Particle Analysis, is reported as a percentage of in situ THM content.
5 In-Situ TREO Grade is calculated by THM Grade (2.9%) multiplied by TREO Grade (2.4%)
6 Combined mineral resource at a cut-off grade of 1% THM for Area1 and Area 3 and 1% TVHM for Nowie, Area 2 and Area 4 and 1.75 %THM for Cannie

For personal use only

Table 11: VHM Total Ore Reserve Estimate as of 15 October 2025

Area	Class.	Ore (Mt)	THM (Mt)	THM%	ZIR%	RUT%	LX%	ILM%	MON%	XEN%
Area 1	Proven	16	0.7	4.1	28	13	11	27	4.0	0.8
Area 1	Probable	31	0.9	2.9	28	12	9.2	26	4.6	0.8
Area 3	Probable	160	5.6	3.5	20	9.4	8.1	26	3.4	0.6
Area 4	Probable	12	0.6	5.6	20	12	10	25	3.0	0.7
Total	**Proven**	**16**	**0.7**	**4.1**	**28**	**13**	**11**	**27**	**4.0**	**0.8**
	Probable	**200**	**7.1**	**3.5**	**21**	**10**	**8.5**	**26**	**3.5**	**0.7**
Grand Total		**220**	**7.8**	**3.6**	**22**	**10**	**8.6**	**26**	**3.5**	**0.7**

Notes: Numbers are reported to 2 significant figures. Any discrepancies in totals are a function of rounding

Table 12: REO grades of global reserves

Area	Class	THM (Mt)	THM %	CeO_2 %	Dy_2O_3 %	Er_2O_3 %	Eu_2O_3 %	Gd_2O_3 %	La_2O_3 %	Nd_2O_3 %	Pr_6O_{11} %	Sm_2O_3 %	Tb_4O_7 %	Tm_2O_3 %	Y_2O_3 %	Yb_2O_3 %	TREO %
Area 1	Prov	0.7	4.1	0.88	0.065	0.047	0.003	0.055	0.42	0.38	0.10	0.064	0.004	0.007	0.46	0.036	2.1
Area 1	Prob	0.9	2.9	1.0	0.070	0.048	0.003	0.064	0.52	0.46	0.12	0.081	0.008	0.007	0.48	0.033	2.5
Area 3	Prob	5.6	3.5	0.81	0.057	0.039	0.003	0.056	0.38	0.34	0.093	0.064	0.009	0.006	0.39	0.040	2.3
Area 4	Prob	0.6	5.6	0.66	0.049	0.035	0.002	0.046	0.31	0.28	0.073	0.050	0.008	0.006	0.34	0.037	1.9
Total	**Prov**	**0.7**	**4.1**	**0.88**	**0.065**	**0.047**	**0.003**	**0.055**	**0.42**	**0.38**	**0.100**	**0.064**	**0.004**	**0.007**	**0.46**	**0.036**	**2.1**
	Prob	**7.1**	**3.5**	**0.82**	**0.058**	**0.039**	**0.003**	**0.056**	**0.39**	**0.35**	**0.094**	**0.065**	**0.009**	**0.006**	**0.39**	**0.039**	**2.3**
Grand Total		**7.8**	**3.6**	**0.83**	**0.059**	**0.040**	**0.003**	**0.056**	**0.39**	**0.35**	**0.095**	**0.065**	**0.008**	**0.006**	**0.40**	**0.039**	**2.3**

Notes: Any discrepancies in totals are a function of rounding

For personal use only

Competent Person Statement

The information in this Report that relates to the Area 1 Mineral Resource Estimation is based on data compiled by Ms Emily Henry.

Ms Henry is a full-time employee of Exora Consulting Pty Ltd, contracted through Right Solutions Australia Pty Ltd, and engaged by VHM Ltd to provide geological consulting services. She has sufficient experience relevant to the style of mineralisation and type of deposit under consideration to qualify as a Competent Person as defined in the 2012 Edition of the Australasian Code for Reporting of Exploration Results, Mineral Resources and Ore Reserves (JORC Code).

Ms Henry is a Member of the Australasian Institute of Mining and Metallurgy (AusIMM) and consents to the inclusion of the information in this report in the form and context in which it appears.

Table 13 Previously Reported Resource and Reserve Estimates

Item	Report Title	Report Date	Competent Person
Goschen Area 3 Mineral Resource	Prospectus	5 January 2023	G. Howard
Area 4 Mineral Resource	Prospectus	5 January 2023	G. Jones
Cannie Mineral Resource	New Cannie Critical Mineral Project	16 May 2023	E. Henry
Nowie Mineral Resource	Quarterly Activities Report for period ended 31 December 2023	24 January 2024	E. Henry
Area 2 Mineral Resource	Approvals Progress and Increased Area 2 Mineral Resource Estimate	9 April 2024	J. Blincow
Area 4 Ore Reserve	Outstanding Results for Area 4	29 September 2023 - relodged	A. Keers

VHM confirms that it is not aware of any new information or data that materially affects the information included in this release from the above resource and reserve estimates and that all material assumptions and technical parameters underpinning the estimates in the relevant market announcements continue to apply and have not materially changed.

Mr. Anthony Keers, a full-time employee of Auralia Mining Consulting Pty Ltd, completed the Ore Reserve estimate for Areas 1, 3 and 4. Mr Anthony Keers is a Member and Chartered Professional (Mining) of the Australasian Institute of Mining and Metallurgy and has sufficient experience that is relevant to the style of mineralisation and type of deposit under consideration and to the activity that he is undertaking to qualify him as a Competent Person as defined in accordance with the 2012 Edition of the Australasian Code for Reporting of Exploration Results, Mineral Resources and Ore Reserves (JORC Code). Mr Keers consents to the inclusion in the document of the information in the form and context in which it appears.

ENDS

This announcement is approved by the CEO, Andrew King.

For Further Information Contact:

Andrew King
Chief Executive Officer
E: investor@vhmltd.com.au

About VHM Limited (ASX: VHM)
https://www.vhmltd.com.au

For personal use only

For personal use only

Appendix A

JORC Code 2012 Edition Table 1
Area 1 Mineral Resource Estimate, JORC Table 1 (JORC Code, 2012 Edition) Sections 1 to 3
Area 1 Ore Reserve Estimate, JORC Table 1 (JORC Code, 2012 Edition) Section 4

Note: This Table has been prepared to disclose the updated parameters with respect to Area 1 only. The parameters for other resource estimates (Area 2, Area 3, Area 4, Nowie and Cannie) remain unchanged from when they were originally reported.

Section 1 Sampling Techniques and Data
(Criteria in this section apply to all succeeding sections)

Criteria	JORC Code Explanation	Commentary
Sampling techniques	*Nature and quality of sampling (e.g. cut channels, random chips, or specific specialised industry standard measurement tools appropriate to the minerals under investigation, such as down hole gamma sondes, or handheld XRF instruments, etc.). These examples should not be taken as limiting the broad meaning of sampling.* *Include reference to measures taken to ensure sample representivity and the appropriate calibration of any measurement tools or systems used.* *Aspects of the determination of mineralisation that are Material to the Public Report.* *In cases where 'industry standard' work has been done this would be relatively simple (e.g. 'reverse circulation drilling was used to obtain 1 m samples from which 3 kg was pulverised to produce a 30 g charge for fire assay'). In other cases, more explanation may be required, such as where there is coarse gold that has inherent sampling problems. Unusual commodities or mineralisation types (e.g., submarine nodules) may warrant disclosure of detailed information.*	Aircore drilling, completed between 2017 and 2018, was used to obtain 1m sample intervals. The following information covers the sampling process: • the full one-metre drill samples were split down to approximately ~1000 to ~2500 g by rotary splitter mounted on the drilling rig. • each one-metre composite sub-sample was homogenized by manually mixing the sample within the sample bag *Bulk sample reject for each meter was retained. • a sample of sand, approximately 20g, is scooped from the coarse reject sample bag for visual THM% and SLIMES% estimation and logging. The same sample mass is used for every pan sample for visual THM% and SLIMES% estimation. • the standard sized sample of approximately 20g is to ensure calibration is maintained for consistency in visual estimation. • sample logging software is used at the drill rig for recording sample intervals and descriptions. • The sample bag is sealed and dispatched to a commercial laboratory for analysis. • The laboratory sample was oven dried at 105 degrees for a minimum of 2 hours (and then re-dried for up to 12 hours if required) and split down to 100-gram sub samples via a rotating splitter fed by a vibrating screen. A laboratory repeat was taken at ~ 1 in 25 samples. • All drill hole sub-samples were screened using vibrating screens with a top screen of either one or two millimetre mesh and a bottom screen of either 20 or 38 µm. Oversize (+1 or +2 mm fraction) was removed and the -20 or -38 µm fraction (SLIMES) discarded. The sand fraction (+1 or +2 mm to -20

VHM Limited
ABN 58 601 004 102
Suite 1, Level 11, 330 Collins St
Melbourne VIC 3000

For personal use only

Criteria	JORC Code Explanation	Commentary
		or -38 µm) was then submitted for heavy liquid separation (HLS) using tetrabromoethane (TBE) to determine total heavy mineral content. *Samples screened at the bottom screen of 20 micron and 38 micron at Diamantina Laboratories (Dia) in Perth, WA employed the use of a static-drop separation. *Samples screened at the bottom screen of 20 micron at ALS Laboratories (ALS) in Perth, WA, employed the use of a centrifuge-assisted separation. • Duplicates were taken at the drill rig by hanging sample bags side-by-side on the rotary splitter at a rate of ~1 in 20. • Duplicates were taken within mineralisation zones as the waste material was excluded from sampling. • Commercially obtained and standards were inserted by the laboratory at a rate of ~ 1 in 40. • VHM Limited generated standards using subsample material and inserted these company standards at a rate of ~1 in 40. The VHM standards are not certified reference materials (CRMs); values are based on internal mean and standard deviation calculations.
Drilling techniques	*Drill type (e.g., core, reverse circulation, open-hole hammer, rotary air blast, auger, Bangka, sonic, etc.) and details (e.g. core diameter, triple or standard tube, depth of diamond tails, face-sampling bit or other type, whether core is oriented and if so, by what method, etc.).*	Wallis Drilling was the contractor used for the 2017 and 2018 aircore drilling and sampling program upon which the Area 1 Mineral Resource estimate was based. Aircore is considered a standard industry technique for Heavy Mineral Sands (HMS) mineralisation. Aircore drilling is a form of reverse circulation drilling where the sample is collected at the face and returned inside the inner tube. Aircore drill rods used were 3 m long. NQ diameter (76 mm) drill bits and rods were used. All drill holes were vertical.
Drill sample recovery	*Method of recording and assessing core and chip sample recoveries and results assessed.* *Measures taken to maximise sample recovery and ensure representative nature of the samples.* *Whether a relationship exists between sample recovery and grade and whether sample bias may*	Drill sample recovery is monitored by recording sample condition from 'dry good' to 'wet poor'. Visual observations on sample recovery are record based on significant visual changes in 1m sample weights. While initially collaring the hole, limited sample recovery can occur in the initial 0m to 1m sample interval owing to sample and air loss into the surrounding loose soil.

VHM Limited
ABN 58 601 004 102
Suite 1, Level 11, 330 Collins St
Melbourne VIC 3000

For personal use only

Criteria	JORC Code Explanation	Commentary
	have occurred due to preferential loss/gain of fine/coarse material.	The initial 0m to 1m sample interval is drilled very slowly in order to achieve optimum sample recovery. Each entire one-metre sample (apart from the sub-sample taken for logging and analysis) is collected at the drill rig in large, numbered plastic bags for dispatch to the initial split preparation facility. At the end of each drill meter and drill rod, the drill string is cleaned by blowing down with air to remove any clay and silt potentially built up in the sample tubes. The twin-tube aircore drilling technique is known to provide high quality samples from the face of the drill hole (in ideal conditions).
Logging	*Whether core and chip samples have been geologically and geotechnically logged to a level of detail to support appropriate Mineral Resource estimation, mining studies and metallurgical studies.* *Whether logging is qualitative or quantitative in nature. Core (or costean, channel, etc.) photography.* *The total length and percentage of the relevant intersections logged.*	The 1m aircore samples were each qualitatively logged into a field-validated data capture software package, and later uploaded to VHM's AcQuire database (at the time of data capture) which has since been transferred to VHM's current MXDeposit database. The aircore samples were logged for lithology, colour, grainsize, sorting, hardness, sample condition, washability, estimated heavy mineral content, estimated SLIMES content and any relevant comments such as slope, vegetation, or cultural activity. All drillholes were geologically logged. Logging is undertaken with reference to a Drilling Guideline with codes prescribed and guidance on description to ensure consistent and systematic data collection. Downhole gamma probe logging was completed in 2018 program. This technique provided spatial indication of VHM mineral concentrations based on occurrence of radioactive minerals associated with VHM deposits
Sub-sampling techniques and sample preparation	*If core, whether cut or sawn and whether quarter, half or all core taken.* *If non-core, whether riffled, tube sampled, rotary split, etc. and whether sampled wet or dry.* *For all sample types, the nature, quality and appropriateness of the sample preparation technique.* *Quality control procedures adopted for all sub-sampling stages to maximise representivity of samples.*	The one-metre sample interval is rotary split at the drill rig. A total of ~1.2 kg to ~2.5 kg of each sample was placed into calico sample bags and exported to either Diamantina or ALS Laboratory for THM analysis. The water table depth, if intersected, was noted in all geological logs and when water injection was required to aid sample recovery the sample was logged as 'wet poor'. Almost all of the samples are silty sand, sand, sandy clay, clayey sand, or clay and this sample preparation method is considered appropriate. The sample sizes were deemed suitable to reliably capture THM, slime, and oversize characteristics,

VHM Limited
ABN 58 601 004 102
Suite 1, Level 11, 330 Collins St
Melbourne VIC 3000

For personal use only

Criteria	JORC Code Explanation	Commentary
	Measures taken to ensure that the sampling is representative of the in-situ material collected, including for instance results for field duplicate/second-half sampling. *Whether sample sizes are appropriate to the grain size of the material being sampled.*	based on industry experience of the geologists involved and consultation with laboratory staff. Field duplicates of the samples were completed at a frequency of ~1 per 20 primary samples for all samples submitted to Diamantina. No field duplicates were submitted to ALS Bulk sample rejects (5kg to 8kg) retained for further testwork.
Quality of assay data and laboratory tests	*The nature, quality and appropriateness of the assaying and laboratory procedures used and whether the technique is considered partial or total.* *For geophysical tools, spectrometers, handheld XRF instruments, etc., the parameters used in determining the analysis including instrument make and model, reading times, calibrations factors applied and their derivation, etc.* *Nature of quality control procedures adopted (e.g. standards, blanks, duplicates, external laboratory checks) and whether acceptable levels of accuracy (i.e. lack of bias) and precision have been established.*	Both the 2017 and 2018 programs undertook the following sample logging process; • The wet panning at the drill site provides an estimate of the THM% which is sufficient for the purpose of determining approximate concentrations of THM in the first instance. Aircore sample: • The individual one-metre aircore sub-samples were assayed by either Diamantina Laboratories or ALS Global in Perth, Western Australia. • Samples were initially oven dried at 105 degrees celsius for 2 hours (and then up to 12 hours for very wet samples) • After drying samples were reduced on a rotary splitter by 15%. • Samples were then riffle split to 100 g sub-splits (weighed and captured) and then left to soak overnight. • All samples were then wet washed and sieved on vibrating screens using a top screen of +1 or +2 mm to remove the very coarse sand, pebbles or grits. • The bottom screen used either a 20 or 38 µm mesh for removal and determination of the -SLIMES fraction. • The remaining sand fraction was then submitted to heavy liquid separation (HLS) process using either centrifuge assisted separation (ALS-20 micron), or static-gravity drop. (Diamantina – all) • The laboratories used TBE as the heavy liquid medium – with density range between 2.92 and 2.96 g/ml. The density of the heavy liquid was checked every day (This is an industry standard technique). • Field duplicates of the samples were collected and submitted to Diamantina for assay at a frequency of ~1 per 20 primary samples. • No field duplicates were submitted to ALS • Both Laboratories completed their own internal QA/QC checks that included laboratory standards with Diamantina inserting standards at a frequency of ~1 in 40 samples. • No record in the dataset of ALS laboratory standard frequency • ALS completed a Laboratory repeat at a frequency of ~1 in 20 samples and a Laboratory

For personal use only

Criteria	JORC Code Explanation	Commentary
		duplicate at a frequency of ~1 in 30 samples prior to the results being released; Analysis of QA/QC samples show the laboratory data to be of acceptable accuracy and precision; The adopted QA/QC protocols are acceptable for this stage of test work. • Assay methodology research and development was completed in parallel using samples from various areas of the Goschen Deposit using different THM assaying and mineral assemblage analytical methods. This included round robin submissions to different assay laboratories. Testwork included analysis of different analytical methods to determine appropriate THM analytical method.
Verification of sampling and assaying	*The verification of significant intersections by either independent or alternative company personnel.* *The use of twinned holes.* *Documentation of primary data, data entry procedures, data verification, data storage (physical and electronic) protocols.* *Discuss any adjustment to assay data.*	All results are checked by the company's Geology Manager The company's Geology Manager visited site to observe the down hole geophysical survey process, and sample collection practices and procedures. A process of laboratory data validation using mass balance is undertaken to identify entry errors or questionable data. No twinned aircore holes have been drilled. Assay data received from Dia and ALS were imported into VHMs database. Field and laboratory duplicate data pairs (THM/OS/SLIME) of each batch were plotted to identify potential quality control issues. Standard Reference Material sample results are checked from each sample batch to ensure they are within tolerance (<3SD) and that there is no bias. The field and laboratory data were exported from the VHM's database and imported into Datamine by a geologist contracted to VHM Limited, which is appropriate for this stage in the program. Data validation criteria are included to check for overlapping sample intervals, end of hole match between 'Lithology', 'Sample', 'Survey' files and other common errors.
Location of data points	*Accuracy and quality of surveys used to locate drill holes (collar and down-hole surveys), trenches, mine workings and other locations used in Mineral Resource estimation.* *Specification of the grid system used.* *Quality and adequacy of topographic control.*	Drill hole collars were surveyed by an independent survey company using industry standard equipment. Three permanent survey marks in the area assisted with the collar pickups, allowing for consistent survey readings across the Project. The datum used is GDA 94 and coordinates are projected as MGA zone 54. A digital topographic surface was generated by VHM Limited from data collected during a LIDAR survey

VHM Limited
ABN 58 601 004 102
Suite 1, Level 11, 330 Collins St
Melbourne VIC 3000

For personal use only

Criteria	JORC Code Explanation	Commentary
		commissioned by VHM. The drill collar elevations were corrected to the topographic surface. The accuracy of the locations is sufficient for this stage of exploration
Data spacing and distribution	*Data spacing for reporting of Exploration Results.* *Whether the data spacing, and distribution is sufficient to establish the degree of geological and grade continuity appropriate for the Mineral Resource and Ore Reserve estimation procedure(s) and classifications applied.* *Whether sample compositing has been applied.*	472 drill holes were used to inform the resource estimate. All holes were completed in drilling campaigns conducted in 2017 or 2018. Drill holes are spaced on a grid of lines spaced at 200m in the N-S direction and typically between 100 and 200m in the E—W direction with some close-spaced drilling as close as 50m along traverses. The collar spacing is sufficient to provide a high degree of confidence in geological model and grade continuity within the holes at this stage. Each aircore drill sample is a single one-metre sample of sediment intersected down the hole. 10,884 samples were used to inform the mineral resource estimate. No downhole compositing has been applied to models for values of THM, slime and oversize. Compositing of samples was undertaken on THM concentrates for mineral assemblage determination. Composite samples were determined by geological domains
Orientation of data in relation to geological structure	*Whether the orientation of sampling achieves unbiased sampling of possible structures and the extent to which this is known, considering the deposit type.* *If the relationship between the drilling orientation and the orientation of key mineralised structures is considered to have introduced a sampling bias, this should be assessed and reported if material.*	The mineralisation at the Area 1 project is a largely flat-lying (with some soft sediment deformation across a basement fault) sedimentary package which does not display a strong orientation of mineralisation at the current sample spacing All drill holes were vertical, and the orientation of the mineralisation is relatively horizontal. The orientation of the drilling is considered appropriate for testing the lateral and vertical extent of potential mineralisation without any bias.
Sample security	*The measures taken to ensure sample security.*	Aircore samples were stored on site (at a dedicated warehouse in Kerang). The samples were then dispatched to Perth using Swan Hill Freight agents and delivered directly to the Laboratories. The laboratory inspected the packages and did not report tampering of the samples.
Audits or reviews	*The results of any audits or reviews of sampling techniques and data.*	Internal reviews were undertaken during drilling activities and throughout sample preparation for dispatch.

VHM Limited
ABN 58 601 004 102
Suite 1, Level 11, 330 Collins St
Melbourne VIC 3000

For personal use only

Section 2 Reporting of Exploration Results
(Criteria listed in the preceding section also apply to this section)

Criteria	JORC Code Explanation	Commentary
Mineral tenement and land tenure status	*Type, reference name/number, location and ownership including agreements or material issues with third parties such as joint ventures, partnerships, overriding royalties, native title interests, historical sites, wilderness or national park and environmental settings.* *The security of the tenure held at the time of reporting along with any known impediments to obtaining a licence to operate in the area.*	The exploration work was completed on tenements that are 100% owned by VHM Ltd in Victoria, Australia. The drill samples for this Mineral Resource estimate were drilled and collected from Exploration Licence 5520, now converted to Retention Licence 6806. The exploration license (EL 5220) original date of grant was 10/10/2014 with an expiry date of 09/10/2019. A Retention Licence (RL 6806) to replace the exploration licence was granted by Earth Resources Regulation, which is the responsible statutory body and part of Victorian Department of Jobs, Precincts and Regions, in January 2020. A mining licence (MIN 7256) was granted over the majority of the resource area on April 10 2025 with a term of 20 years
Exploration done by other parties	*Acknowledgment and appraisal of exploration by other parties.*	Historic exploration work was completed by previous exploration companies including Austiex (1977 – 1978), CRA Exploration (1981 – 1987), Renison Goldfields Consolidated (1980 – 1991), W J Holdings (1998), RZM Group (1999), Basin Minerals (2001), Providence Gold and Minerals (2004 – 2005), and Iluka (2009). The Company has obtained the hardcopy reports and maps in relation to this information as part of its historical review in preparation for their current work program. The historic data comprises surface sampling, limited aircore drilling and mapping. The current resource estimate is based solely on work conducted by VHM Ltd.
Geology	*Deposit type, geological setting, and style of mineralisation.*	The heavy mineral sands at the Area 1 Project is a fine-grained deposit hosted within the offshore depositional paleo-environment of the Loxton Parilla Sands. The Loxton-Parilla Sand is common within the Murray Basin and hosts all known mineral sand deposits in the Basin. Alluvial sediments of the Shepparton Formation have been deposited over the Loxton-Parilla Sand and the Bookpurnong Formation consisting of shallow marine clays and marls is positioned below within the lithological sequence. Within the Loxton-Parilla Sand at Area 1, two primary HMS deposit styles have been identified: 1. Sheet-style deposits

For personal use only

Criteria	JORC Code Explanation	Commentary
		These broad, relatively flat-lying units typically range from 2 to 12 metres thick and consist of fine-grained sand hosting dispersed heavy minerals. They represent low-energy depositional environments that enabled widespread, moderately uniform mineral accumulation. 2. Strandline-style deposits Developed immediately above the sheet deposits, these narrow, elongate bodies are interpreted as paleo-strandlines formed under higher-energy coastal conditions. They typically host coarser-grained HMS and often contain elevated grades of target minerals. The presence of both deposit styles reflects varying depositional energy regimes during the Pliocene marine transgression. The strandline-style accumulations represent reworked zones where higher-energy coastal processes concentrated heavy minerals into discrete, higher-grade units overlying the broader sheet deposits. The mineralised horizon, based on drill hole distribution, covers a nominal distance of 4.5km N-S and 3km E-W ranging between 2m and 12m in thickness across the high-grade zones. The mineralised horizon is open and remains untested in N-S and E-W extents.
Drill hole Information	*A summary of all information material to the understanding of the exploration results including a tabulation of the following information for all Material drill holes:* • *easting and northing of the drill hole collar* • *elevation or RL (Reduced Level – elevation above sea level in metres) of the drill hole collar* • *dip and azimuth of the hole* • *down hole length and interception depth* • *hole length.* *If the exclusion of this information is justified on the basis that the information is not Material and this exclusion does not detract*	Drill hole collar locations, azimuths and dip are reported in the Appendix B Significant intercepts of down hole THM results are reported in the Appendix C Mineral Assemblage QEMScan results are reported in the Appendix D. Company completed LIDAR survey of the Area 1 Mineral Resource area. All drill holes collar RL adjusted to Lidar surface Hole collars were surveyed by an independent surveyor using industry standard equipment. Holes were drilled vertically All drill holes were surveyed by downhole Gamma Probe Drill hole depth cross verified with drilling reports and geologist log for each hole The field and laboratory data were imported into VHM's database.

For personal use only

Criteria	JORC Code Explanation	Commentary
	from the understanding of the report, the Competent Person should clearly explain why this is the case.	
Data aggregation methods	*In reporting Exploration Results, weighting averaging techniques, maximum and/or minimum grade truncations (e.g., cutting of high grades) and cut-off grades are usually Material and should be stated.* *Where aggregate intercepts incorporate short lengths of high grade results and longer lengths of low grade results, the procedure used for such aggregation should be stated and some typical examples of such aggregations should be shown in detail.* *The assumptions used for any reporting of metal equivalent values should be clearly stated.*	No data aggregation methods were utilised, all samples were completed on 1m down hole intervals, no top cuts were employed, and all cut-off grades have been reported.
Relationship between mineralisation widths and intercept lengths	*These relationships are particularly important in the reporting of Exploration Results.* *If the geometry of the mineralisation with respect to the drill hole angle is known, its nature should be reported.* *If it is not known and only the down hole lengths are reported, there should be a clear statement to this effect (e.g. 'down hole length, true width not known').*	The nature of the potential mineralisation is broadly horizontal, thus vertical aircore holes are thought to represent close to true thicknesses of the mineralisation. Downhole widths are reported.
Diagrams	*Appropriate maps and sections (with scales) and tabulations of intercepts should be included for any significant discovery being reported These should include, but not be limited to a plan view of drill hole collar locations and appropriate sectional views.*	Plan view and typical cross sections are provided in Appendix E.
Balanced reporting	*Where comprehensive reporting of all Exploration Results is not practicable, representative reporting of both low and high grades and/or widths should be practiced to avoid misleading reporting of Exploration Results.*	All data presented are based on down hole, analytical THM results and analytical QEMScan, ICP-MS and XRF results.

For personal use only

Criteria	JORC Code Explanation	Commentary
Other substantive exploration data	*Other exploration data, if meaningful and material, should be reported including (but not limited to): geological observations; geophysical survey results; geochemical survey results; bulk samples – size and method of treatment; metallurgical test results; bulk density, groundwater, geotechnical and rock characteristics; potential deleterious or contaminating substances.*	Detailed mineral assemblage work was undertaken on composite samples for the Project by ALS Metallurgy Services, Perth and by Bureau Veritas in Adelaide. ALS applied an integrated mineralogical approach using both XRF Analysis (XRF) and Quantitative Evaluation of Minerals by Scanning Electron Microscopy (QEMSCAN). Bureau Veritas also use QEMSCAN for mineralogical determinations but use a combination of XRF and laser ablation techniques for chemical assay. These techniques were used to gain a quantitative understanding of the elemental composition and mineralogical assemblage The XRF and Laser ablation techniques provide measurements of relative elemental abundances (down to limits of a few parts per million) which allows for a quantifiable basis for determination of mineralogy, provenance, depositional environment, and diagenetic history. The XRF analysis was utilised to apply assay data to the geological model for grade interpretation. The QEMScan method of analysis required the samples to be screened into +150 µm and -150 µm screen fraction prior to sample preparation and QEMScan analysis. Sample preparation required each sup-sample was mixed with size-graded, high purity graphite to ensure particle separation and discourage density segregation. These sample-graphite mixtures were then set into moulds using a two-part epoxy resin, producing a representative sub-sample of randomly orientated particles. Once cured, the resin blocks were then cut to expose a fresh surface which is then gradually ground and polished. Once QA/QC checks are completed the sections are then carbon coated for electron beam conductivity and presented to QEMScan for analysis. The samples were analysed using QEMScan technology in Field Scan Mode (FS) and Particle Mineralogical Analysis (PMA) mode. Detailed sachet scanning of heavy mineral sinks from the drill assay process was carried out to determine regions of gross mineralogy as well as an overall consideration of valuable heavy mineral (VHM) content. Other considerations undertaken during this sachet logging were the presence of iron oxide coatings on THM, and any gross composition of trash HM. Sachet logging then had partial input into the geological/mineralogical/THM grade interpretation, which then assisted with domain control for modelling; limiting the interpreted depth of the high grade zones 2 and 12. Sachet logging also provided guidance for the allocation of mineral assemblage composites, at the time of composite selection, where it wasn't possible to get gamma data due to hole collapse.

Criteria	JORC Code Explanation	Commentary
		Early composite samples were generated solely on heavy mineral grades, which were used to generate geological domain boundaries. These composite samples frequently cross later interpretations of Domain boundaries. As a result, many of the early composites are not representative of the interpreted mineralised domains. Once the sample compositing was completed, the sample identification and mineral assemblage composite number was submitted to the labs listed above for mineralogical determination.
Further work	*The nature and scale of planned further work (e.g. tests for lateral extensions or depth extensions or large-scale step-out drilling).* *Diagrams clearly highlighting the areas of possible extensions, including the main geological interpretations and future drilling areas, provided this information is not commercially sensitive.*	Infill drilling may be planned to refine the geological model and grade profile within Mineral Resource Estimate. Additional holes may be analysed for Mineral Assemblage to further define the distribution of grade across the project

For personal use only

For personal use only

Section 3 Estimation and Reporting of Mineral Resources
(Criteria listed in section 1, and where relevant in section 2, also apply to this section.)

Criteria	JORC Code Explanation	Commentary
Database integrity	• *Measures taken to ensure that data has not been corrupted by, for example, transcription or keying errors, between its initial collection and its use for Mineral Resource estimation purposes.* • *Data validation procedures used.*	Exploration data is collected in the field using a data collection software package with built-in validation routines to prevent the use of invalid codes during geological logging. This field data was uploaded to the Company's AcQuire database using additional validation routines to ensure consistency and accuracy. Laboratory assay files are also uploaded to the Company's database via automated routines that check the validity of the data prior to import. VHM has since transitioned to an MXDeposit database. Data migration and validation checks were completed to ensure the integrity and continuity of the database. All data used in the Mineral Resource Estimate was downloaded directly from the VHM database in CSV format. Following export, priority order coding was applied by VHM to the THM, SLIMES, and OS CSV files to ensure correct sample selection methodology. Priority 1 samples correspond to 20 µm centrifuge-assisted heavy liquid separation (HLS), priority 2 samples reflect 20 µm static-drop HLS, and priority 3 samples relate to 38 µm static-drop HLS. Upon import into Datamine, a duplicate THM field was created from the exported database values. This field was updated for priority 3 samples using a slope of regression correction to align the 38 µm results with the 20 µm HLS dataset. The applied regression formula was: $THM_{20\ SOR} = (1.0755 \times THM_{38\ \mu m}) + 0.6305$ Adjustments to exported chemical assay and particle abundance CSV files were also undertaken by VHM to include additional QEMSCAN re-assay samples (denoted with the suffix 'b') that were not present in the Company's database at the time of export. These additions were subjected to strict validation and QAQC checks to ensure appropriate and accurate inclusion in the resource estimation. Validation CSV files, including the 2018 metallurgical testwork aircore and sonic drill core samples and the 2022 verification sonic drill core samples, were compiled by the Competent Person. These files were not exported from the Company's database. Downhole sample intervals were sourced from the Company's dispatch CSV files, with grade fields assigned based on reports from Mineral Technologies Pty Ltd and VHM Limited. As these datasets were used solely for validation purposes and were not included in the final Mineral Resource Estimate, their

For personal use only

Criteria	JORC Code Explanation	Commentary
		exclusion from the central database does not affect the integrity of the estimation dataset. Visual and statistical comparison was undertaken to check the validity of results Database assay values have been subjected to random reconciliation with laboratory certified value to ensure agreement.
Site visits	• *Comment on any site visits undertaken by the Competent Person and the outcome of those visits.* • *If no site visits have been undertaken indicate why this is the case.*	An extended site visit during the 2018 resource drilling phase in EL5220 was undertaken by Geology Manager at the time to observe the drilling data collection and sampling activities. No deficiencies were identified during the visit. Due to the timing of drilling and the completion of the current mineral resource, no site visit during the drilling programs has been completed by the Competent Person. The Competent Person has completed multiple site visits during the 2022 sonic drilling program targeting the Area 1 resource.
Geological interpretation	• *Confidence in (or conversely, the uncertainty of) the geological interpretation of the mineral deposit.* • *Nature of the data used and of any assumptions made.* • *The effect, if any, of alternative interpretations on Mineral Resource estimation.* • *The use of geology in guiding and controlling Mineral Resource estimation.* • *The factors affecting continuity both of grade and geology.*	The geological interpretation was undertaken by Right Solutions Australia (**RSA**) in collaboration with the company's Technical Services Manager. Validation using logging, analytical data and observations was undertaken. Current data spacing and quality is sufficient to indicate grade continuity. Interpretation of modelling domains was completed across the entire sedimentary package utilising THM, Oversize, SLIMES, geological logging and QEMScan composite with particular focus on D50 results. The Mineral Resource estimate was controlled by geological wireframes and surfaces.
Dimensions	• *The extent and variability of the Mineral Resource expressed as length (along strike or otherwise), plan width, and depth below surface to the upper and lower limits of the Mineral Resource.*	The Mineral Resource for Area 1, based on drill hole distribution, covers a nominal distance of 4.5km N-S and 3km E-W ranging between 2m and 12m in thickness across the high-grade zones. The high-grade horizon (Zone 2) is buried by an average of 17m of overburden. The high-grade horizon (Zone 12) is buried by an average of 29m of overburden. The mineralised horizon is open and remains untested in N-S and E-W extents.

For personal use only

Criteria	JORC Code Explanation	Commentary
Estimation and modelling techniques	• *The nature and appropriateness of the estimation technique(s) applied and key assumptions, including treatment of extreme grade values, domaining, interpolation parameters and maximum distance of extrapolation from data points. If a computer assisted estimation method was chosen include a description of computer software and parameters used.* • *The availability of check estimates, previous estimates and/or mine production records and whether the Mineral Resource estimate takes appropriate account of such data.* • *The assumptions made regarding recovery of by-products.* • *Estimation of deleterious elements or other non-grade variables of economic significance (eg sulphur for acid mine drainage characterisation).* • *In the case of block model interpolation, the block size in relation to the average sample spacing and the search employed.* • *Any assumptions behind modelling of selective mining units.* • *Any assumptions about correlation between variables.* • *Description of how the geological interpretation was used to control the resource estimates.* • *Discussion of basis for using or not using grade cutting or capping.*	The MRE was conducted using Datamine Studio RM Pro (version 1.13.202.0). Ordinary Kriged techniques were used to interpolate THM assay grades from drill samples into the block model. As part of the estimation validation process, Inverse Distance Squared (ID2) and Inverse Distance Cubed (ID3) models were generated concurrently to provide comparative checks against the OK results. Nearest neighbour techniques were used to interpolate mineral assemblage, rare earth elements, index values and non-numeric sample identification into the block model. Variography analysis was undertaken for each modelled zone using THM, SLIMES and Oversize (OS) assay data. Where zones contained insufficient sample populations, variogram models were adopted from geologically and statistically similar domains. All datasets were declustered prior to analysis to mitigate the impact of sample clustering. Variography was performed on normal score transformed data, with all models back-transformed prior to application in grade interpolation. Appropriate search ellipses were used to search for data for the interpolation and suitable limitations on the number of samples and the impact of those samples was maintained. A minimum of 6 samples and a variable maximum number of samples based on zone (ranging between 12 and 20) was utilised for the first pass for the interpolation of THM, Oversize and SLIMES. Each zone was estimated with a directional search ellipse with varying search ranges over five search passes. Validation of the search ranges was completed by running multiple estimations with reduced and expanded search ranges as the first search pass. The intent was to determine the material difference the selected search ranges had on the model while ensuring the selected search ranges were appropriate to reflect the local and global grade distribution. Hard domain boundaries were used in the interpolation of grade for each zone. The average parent cell size used for the interpolation was approximately a half of the standard drill section line spacing. Parent cell size used is 25mE x 100mN x 1mRL. Validation of the parent cell size was completed using a larger parent cell size of 50mE x 200mN x 1mRL. No material difference was identified therefore the smaller block size of 25mE x 100mN x 1mRL was selected to reflect similar model dimensions of previous VHM MREs across the Area 1 Project.

For personal use only

Criteria	JORC Code Explanation	Commentary
	• *The process of validation, the checking process used, the comparison of model data to drill hole data, and use of reconciliation data if available.*	The sub-cell splits were selected at a ratio of 4 in the X and Y direction and to the nearest 20 cm, ratio of 5, in the Z direction which were used to control sub-cell splitting of parent cells (as dictated by the modelling routine used in Studio RM Pro) No assumptions were made regarding the modelling of selective mining units; however, it is assumed that a form of dry mining will be undertaken, and the cell size and the sub-cell splitting will allow for an appropriate dry mining preliminary reserve to be prepared. Any other mining methodology will be more than adequately catered for with the parent cell size that was selected for the modelling exercise. No assumptions were made about correlation between variables. No assumptions were made during the resource estimation as to the recovery of by-products. Grade cutting or capping was used during the interpolation within the mineralised waste domains (Zones 1, 11, 200 and 201) during search passes 2 to 5 only to reduce the smearing of grade in areas with variable drill depths and areas unconstrained by the wireframe. A grade cut of 0.3% THM was applied with the application of this grade cap intended to reduce edge effects following the completion of search pass 1 and to improve the reliability of interpolation in peripheral and less-constrained parts of the model Sample distributions in the mineralised domains were reviewed, and no extreme outliers were identified either high or low that necessitated any grade cutting or capping. The sample length of 1 m does result in a degree of grade smoothing also negating the requirement for grade cutting or capping. Validation of grade interpolations were done visually in Datamine software by loading the model and drillhole files and annotating, colouring and using filtering to check for the appropriateness of interpolations. Statistical distributions were prepared from drillhole and model files to compare the effectiveness of the interpolation for estimated domains. Along-strike, across-strike and vertical distributions of section line averages (swath plots / validation trend plots) for drillholes and models were also prepared for comparison purposes.
Moisture	• *Whether the tonnages are estimated on a dry basis or with natural moisture, and the method of determination*	Tonnages were estimated on an assumed dry basis

For personal use only

Criteria	JORC Code Explanation	Commentary
	of the moisture content.	
Cut-off parameters	• *The basis of the adopted cut-off grade(s) or quality parameters applied.*	Cut-off grade for THM was used to prepare the reported resource estimates. The selection of a 1 % THM cut-off grade used to report the mineral resource estimate reflects previous criteria completed by VHM Limited in 2020 and supports economic grades as demonstrated in the 2023 Definitive Feasibility Study completed for Area 1 by VHM
Mining factors or assumptions	• *Assumptions made regarding possible mining methods, minimum mining dimensions and internal (or, if applicable, external) mining dilution. It is always necessary as part of the process of determining reasonable prospects for eventual economic extraction to consider potential mining methods, but the assumptions made regarding mining methods and parameters when estimating Mineral Resources may not always be rigorous. Where this is the case, this should be reported with an explanation of the basis of the mining assumptions made.*	No specific mining method is assumed other than potentially the use of dry mining methods.
Metallurgical factors or assumptions	• *The basis for assumptions or predictions regarding metallurgical amenability. It is always necessary as part of the process of determining reasonable prospects for eventual economic extraction to consider potential metallurgical methods, but the assumptions regarding metallurgical treatment processes and parameters made when reporting Mineral Resources may not always be rigorous. Where this is the case, this should be reported with an explanation of the basis of the metallurgical assumptions made.*	Metallurgical assumptions were used based on mineral assemblage composites. Test work carried out across the Area 1 Project by Mineral Technologies on mineral separation (specifically floatation methods) and ANSTO (on the rare earth concentrate – REC) has demonstrated that the Area 1 Rare Earth Oxides (REO) can be extracted from the respective rare earth mineral suite of xenotime and monazite. No recoveries were used or accounted for in the reporting of the MRE

For personal use only

Criteria	JORC Code Explanation	Commentary
Environmental factors or assumptions	• *Assumptions made regarding possible waste and process residue disposal options. It is always necessary as part of the process of determining reasonable prospects for eventual economic extraction to consider the potential environmental impacts of the mining and processing operation. While at this stage the determination of potential environmental impacts, particularly for a greenfields project, may not always be well advanced, the status of early consideration of these potential environmental impacts should be reported. Where these aspects have not been considered this should be reported with an explanation of the environmental assumptions made.*	No assumptions have been made regarding possible waste and process residue; however, disposal of by products such as SLIMES, sand and Oversize are normally part of capture and disposal back into the mining void for eventual rehabilitation. This also applies to gangue mineral products recovered and waste products recovered from metallurgical processing of heavy mineral.
Bulk density	• *Whether assumed or determined. If assumed, the basis for the assumptions. If determined, the method used, whether wet or dry, the frequency of the measurements, the nature, size and representativeness of the samples.* • *The bulk density for bulk material must have been measured by methods that adequately account for void spaces (vugs, porosity, etc), moisture and differences between rock and alteration zones within the deposit.* • *Discuss assumptions for bulk density estimates used in the evaluation process of the different materials.*	A bulk density algorithm was prepared, by VHM, using first principles techniques. It is believed that the bulk density formula is conservative and fit for purpose at this level of confidence for the Mineral Resource estimates however bulk density test work should be undertaken going forward. A bulk density (BD) was applied to the model using a standard linear formula originally described by Baxter (1977) and mirrors the method applied by the Company in the 2020 MRE. This regression formula was then used to calculate the conversion of tonnes from each cell volume and from there the calculation of material, THM tonnes. The bulk density formula is described as: Bulk Density = (0.009 * THM) + 1.698
Classification	• *The basis for the classification of the Mineral Resources into varying confidence categories.* • *Whether appropriate account has been taken of all relevant factors (ie*	The resource classification for the Area 1 Project was based on the following criteria: Drill hole spacing, geological and grade continuity and the model statistics (search pass, number of samples,

For personal use only

Criteria	JORC Code Explanation	Commentary
	relative confidence in tonnage/grade estimations, reliability of input data, confidence in continuity of geology and metal values, quality, quantity and distribution of the data). • *Whether the result appropriately reflects the Competent Person's view of the deposit.*	number of holes, average sample distance) used to inform the block grade The classification of the Measured and Indicated Mineral Resource was supported by the criteria as noted above. Historic drilling assay data was not included in the Area 1 MRE. The Competent Person considers that the result appropriately reflects a reasonable view of the deposit categorisation.
Audits or reviews	• *The results of any audits or reviews of Mineral Resource estimates.*	No audits of the mineral resource estimate have been undertaken.
Discussion of relative accuracy/ confidence	• *Where appropriate a statement of the relative accuracy and confidence level in the Mineral Resource estimate using an approach or procedure deemed appropriate by the Competent Person. For example, the application of statistical or geostatistical procedures to quantify the relative accuracy of the resource within stated confidence limits, or, if such an approach is not deemed appropriate, a qualitative discussion of the factors that could affect the relative accuracy and confidence of the estimate.* • *The statement should specify whether it relates to global or local estimates, and, if local, state the relevant tonnages, which should be relevant to technical and economic evaluation. Documentation should include assumptions made and the procedures used.* • *These statements of relative accuracy and confidence of the estimate should be compared with production data, where available.*	Validation of the model vs drillhole grades by sectional comparisons, statistical evaluation, validation trend plots and population distribution analysis were favourable. The resource statement refers to global estimates for the Area 1 Project. No production data is available for comparison with the deposit.

For personal use only

Section 4 Estimation and Reporting of Ore Reserves
(Criteria listed in section 1, and where relevant in section 2 and 3, also apply to this section.)

Criteria	JORC Code Explanation	Commentary
Mineral Resource estimate for conversion to Ore Reserves	• Description of the Mineral Resource estimate used as a basis for the conversion to an Ore Reserve. • Clear statement as to whether the Mineral Resources are reported additional to, or inclusive of, the Ore Reserves.	• The Mineral Resources of the Goschen Project were estimated by Mr David Bushell of VHM Limited and Ms Emily Henry of Right Solutions Australia. • The following comprises the Mineral Resources as at 15 October 2025:

Area	Mineral Resource Category	Material	In Situ THM	Bulk Density	Total Heavy Mineral (THM)	Slimes	Oversize material	THM Assemblage[4]					
								Zircon	Rutile	Leucoxene	Ilmenite	Monazite	Xenotime
		(Mt)	(Mt)	(t/m³)	(%)	(%)	(%)	(%)	(%)	(%)	(%)	(%)	(%)
Area 1	Measured	25	0.90	1.73	3.6	17	2	28	13	10	27	4.1	0.81
	Indicated	69	1.7	1.72	2.5	18	2	26	11	9.6	26	4.4	0.82
	Total[1]	**94**	**2.6**	**1.72**	**2.8**	**17**	**2**	**27**	**12**	**9.9**	**26**	**4.3**	**0.82**
Area 3	Indicated	200	6.9	1.73	3.4	19	3	19	9.0	8.0	25	3.2	0.59
	Inferred	290	6.7	1.72	2.3	18	3	17	8.7	7.5	23	2.9	0.53
	Total[1]	**490**	**14**	**1.73**	**2.8**	**18**	**3**	**18**	**8.9**	**7.7**	**24**	**3.0**	**0.56**
Area 2	Indicated	76	2.4	1.73	3.2	21	7	21	13	9.5	23	3.4	0.67
	Inferred	5.7	0.18	1.73	3.1	21	8	19	10	7.6	22	3.6	0.60
	Total[3]	81	**2.6**	**1.73**	**3.2**	**21**	**7**	**20**	**12**	**9.4**	**23**	**3.4**	**0.66**
Area 4	Indicated	18	0.80	1.74	4.6	20	5	19	11	10	24	3.0	1.00
	Total[3]	**18**	**0.80**	**1.74**	**4.6**	**20**	**5**	**19**	**11**	**10**	**24**	**3.0**	1.00
Cannie	Inferred	190	5.9	1.70	3.1	19	6	24	15	24	2.1	4.1	0.85
	Total[2]	**190**	**5.9**	**1.70**	**3.1**	**19**	**6**	**24**	**15**	**24**	**2.1**	**4.1**	0.85
Nowie	Inferred	16	0.63	1.73	3.8	19	5	16	16	24	5.0	2.1	0.53
	Total[3]	**16**	**0.63**	**1.73**	**3.8**	**19**	**5**	**16**	**16**	**24**	**5.0**	**2.1**	0.53
Grand Total	**Measured**	25	0.90	1.73	3.6	17	2	28	13	10	27	4.1	0.81
	Indicated	360	12	1.74	3.3	19	4	20	10	9	25	3.4	0.67
	Inferred	500	13	1.72	2.7	18	4	20	12	16	13	3.4	0.67
	Total[5]	**890**	**26**	**1.73**	**2.9**	**19**	**4**	**21**	**11**	**12**	**19**	**3.4**	**0.67**

Notes: Any discrepancies in totals are a function of rounding. Results have been rounded to 2 significant figures
1. *Mineral resources reported at a cut-off grade of 1.0% THM*
2. *Mineral resources reported at a cut-off grade of 1.75% THM*
3. *Mineral resources reported at a cut-off grade of 1.0% TVHM*
4. *Mineral assemblage, via QEMScan Particle Analysis, is reported as a percentage of in situ THM content*
5. *Combined mineral resource at a cut-off grade of 1% THM for Area1 and Area 3 and 1% TVHM for Nowie, Area 2 and Area 4 and 1.75%THM for Cannie*

For personal use only

Area	Mineral Resource Category	Rare Earth Oxides													
		La_2O_3 (%)	CeO_2 (%)	Pr_6O_{11} (%)	Nd_2O_3 (%)	Sm_2O_3 (%)	Eu_2O_3 (%)	Gd_2O_3 (%)	Tb_4O_7 (%)	Dy_2O_3 (%)	Er_2O_3 (%)	Tm_2O_3 (%)	Yb_2O_3 (%)	Y_2O_3 (%)	TREO + Y2O3 (%)
Area 1	Measured	0.45	0.95	0.11	0.40	0.07	0.004	0.06	0.01	0.07	0.05	0.008	0.04	0.46	2.7
	Indicated	0.50	1.03	0.12	0.44	0.08	0.004	0.06	0.01	0.07	0.05	0.007	0.04	0.45	2.9
	Total(1)	**0.48**	**1.00**	**0.12**	**0.43**	**0.08**	**0.004**	**0.06**	**0.01**	**0.07**	**0.05**	**0.001**	**0.04**	**0.46**	**2.8**
Area 3	Indicated	0.36	0.78	0.09	0.33	0.06	0.003	0.05	0.01	0.05	0.04	0.010	0.04	0.37	2.2
	Inferred	0.35	0.76	0.08	0.31	0.06	0.003	0.05	0.01	0.05	0.03	0.010	0.03	0.36	2.1
	Total(1)	**0.36**	**0.77**	**0.09**	**0.32**	**0.06**	**0.003**	**0.05**	**0.01**	**0.05**	**0.03**	**0.010**	**0.04**	**0.36**	**2.1**
Area 2	Indicated	0.41	0.88	0.10	0.37	0.07	0.003	0.06	0.01	0.06	0.04	0.007	0.05	0.42	2.5
	Inferred	0.45	0.95	0.11	0.39	0.07	0.003	0.06	0.01	0.06	0.04	0.006	0.04	0.40	2.6
	Total(3)	**0.41**	**0.88**	**0.10**	**0.37**	**0.07**	**0.003**	**0.06**	**0.01**	**0.06**	**0.04**	**0.007**	**0.05**	**0.42**	**2.5**
Area 4	Indicated	0.32	0.67	0.07	0.28	0.05	0.002	0.05	0.01	0.05	0.03	0.006	0.04	0.33	1.9
	Total(3)	**0.32**	**0.67**	**0.07**	**0.28**	**0.05**	**0.002**	**0.05**	**0.01**	**0.05**	**0.03**	**0.006**	**0.04**	**0.33**	**1.9**
Cannie	Inferred	0.5	1.1	0.1	0.4	0.08	0.004	0.07	0.01	0.07	0.05	0.01	0.05	0.5	3.0
	Total(2)	**0.5**	**1.1**	**0.1**	**0.4**	**0.08**	**0.004**	**0.07**	**0.01**	**0.07**	**0.05**	**0.01**	**0.05**	**0.5**	**3.0**
Nowie	Inferred	0.3	0.6	0.1	0.3	0.1	0.003	0.04	0.01	0.05	0.04	0.01	0.04	0.3	1.8
	Total(3)	**0.3**	**0.6**	**0.1**	**0.3**	**0.05**	**0.003**	**0.04**	**0.01**	**0.05**	**0.04**	**0.01**	**0.04**	**0.3**	**1.8**
Grand Total	**Measured**	0.45	0.95	0.11	0.40	0.07	0.004	0.06	0.01	0.07	0.05	0.008	0.04	0.46	2.7
	Indicated	0.39	0.83	0.10	0.35	0.06	0.003	0.05	0.01	0.05	0.04	0.01	0.04	0.39	2.3
	Inferred	0.41	0.89	0.10	0.37	0.07	0.00	0.06	0.01	0.06	0.04	0.01	0.04	0.42	2.5
	Total(6)	**0.40**	**0.86**	**0.10**	**0.36**	**0.07**	**0.003**	**0.06**	**0.01**	**0.06**	**0.04**	**0.009**	**0.04**	**0.41**	**2.4**

- Additional Mineral Resources have been estimated for the Goschen Project, however are due for upgrade and as such have not been subject to Ore Reserve calculation.
- The following tables comprise the total Company Ore Reserves as defined by the PFS for the Goschen Project. This Ore Reserve is current as at 15 October 2025.

Area	Class.	Ore (Mt)	THM (Mt)	THM%	ZIR%	RUT%	LX%	ILM%	MON%	XEN%
1	Proven	16	0.7	4.1	28	13	11	27	4.0	0.8
1	Probable	31	0.9	2.9	28	12	9.2	26	4.6	0.8
3	Probable	160	5.6	3.5	20	9.4	8.1	26	3.4	0.6
4	Probable	12	0.6	5.6	20	12	10	25	3.0	0.7
Total	**Proven**	**16**	**0.7**	**4.1**	**28**	**13**	**11**	**27**	**4.0**	**0.8**
	Probable	**200**	**7.1**	**3.5**	**21**	**10**	**8.5**	**26**	**3.5**	**0.7**
Grand Total		**220**	**7.8**	**3.6**	**22**	**10**	**8.6**	**26**	**3.5**	**0.7**

For personal use only

Area	Class	THM (Mt)	THM %	CeO_2 %	Dy_2O_3 %	Er_2O_3 %	Eu_2O_3 %	Gd_2O_3 %	La_2O_3 %	Nd_2O_3 %	Pr_6O_{11} %	Sm_2O_3 %	Tb_4O_7 %	Tm_2O_3 %	Y_2O_3 %	Yb_2O_3 %	TREO %
1	Prov	0.7	4.1	0.88	0.065	0.047	0.003	0.055	0.42	0.38	0.10	0.064	0.004	0.007	0.46	0.036	2.1
1	Prob	0.9	2.9	1.0	0.070	0.048	0.003	0.064	0.52	0.46	0.12	0.081	0.008	0.007	0.48	0.033	2.5
3	Prob	5.6	3.5	0.81	0.057	0.039	0.003	0.056	0.38	0.34	0.093	0.064	0.009	0.006	0.39	0.040	2.3
4	Prob	0.6	5.6	0.66	0.049	0.035	0.002	0.046	0.31	0.28	0.073	0.050	0.008	0.006	0.34	0.037	1.9
Total	**Prov**	**0.7**	**4.1**	**0.88**	**0.065**	**0.047**	**0.003**	**0.055**	**0.42**	**0.38**	**0.100**	**0.064**	**0.004**	**0.007**	**0.46**	**0.036**	**2.1**
	Prob	**7.1**	**3.5**	**0.82**	**0.058**	**0.039**	**0.003**	**0.056**	**0.39**	**0.35**	**0.094**	**0.065**	**0.009**	**0.006**	**0.39**	**0.039**	**2.3**
Grand Total		**7.8**	**3.6**	**0.83**	**0.059**	**0.040**	**0.003**	**0.056**	**0.39**	**0.35**	**0.095**	**0.065**	**0.008**	**0.006**	**0.40**	**0.039**	**2.3**

Notes:

- *Figures in Tables may not sum due to rounding. Values are reported to 2 significant figures.*
- *The Mineral Resources are reported as wholly inclusive of the Ore Reserves*
- *The Resource model was regularised to have uniform cells of 25 m × 25 m × 1 m in size, the process of regularising created a diluted model suitable for use in mine planning and Ore Reserve estimation with no further mining dilution or mining recovery applicable.*

Site visits	• A site visit is to be carried out by the competent person(s) signing off on the Ore Reserve.	• Mr Anthony Keers carried out a site visit in August 2019.
Study status	• The type and level of study undertaken to enable Mineral Resources to be converted to Ore Reserves. • The Code requires that a study to at least Pre-Feasibility Study level has been undertaken to convert Mineral Resources to Ore Reserves. Such studies will have been carried out and will have determined a mine plan that is technically achievable and economically viable, and that material Modifying Factors have been considered.	• This Ore Reserve carried out on supplied Mineral Resource models) is reported to a Preliminary Feasibility Study level. • Inputs parameters for the Ore Reserve estimate were consistent with DFS level inputs, however no detailed land access agreements, production sequencing, scheduling or financial analyses were undertaken. • Any material classified as an Inferred Mineral Resource was not included in the Ore Reserve calculations.
Cut-off parameters	• The basis of the cut-off grade(s) or quality parameters applied.	• A single cut-off grade (using thm or tvhm) was found to not accurately reflect the optimisation results, as such a calculation was undertaken to classify each block as ore or waste.

For personal use only

		• The ore/waste classification was performed in three steps: calculating the revenue of each block, calculating the processing cost of each block and ultimately the cashflow of each block. • If the block revenue was greater than the processing cost, the block was treated as ore, otherwise the block was treated as waste.
Mining factors or assumptions	• The method and assumptions used as reported in the Pre-Feasibility or Feasibility Study to convert the Mineral Resource to an Ore Reserve (i.e. either by application of appropriate factors by optimisation or by preliminary or detailed design). • The choice, nature and appropriateness of the selected mining method(s) and other mining parameters including associated design issues such as pre-strip, access, etc. • The assumptions made regarding geotechnical parameters (e.g. pit slopes, stope sizes, etc), grade control and pre-production drilling. • The major assumptions made and Mineral Resource model used for pit and stope optimisation (if appropriate). • The mining dilution factors used. • The mining recovery factors used. • Any minimum mining widths used. • The manner in which Inferred Mineral Resources are utilised in mining studies and the sensitivity of the outcome to their inclusion.	• Pit optimisations were completed using Whittle software. • Complete extraction of ore within pit designs is planned. • Exclusion Zones have been determined to minimise the impact of operations on the environment and community. Potentially economic material within the exclusion zone may be included in future Ore Reserve estimates. • Ore will be trucked to an MUP ROM on the surface close to the mining face. The MUP will be relocated at as required to optimise truck haulage and slurry pumping. • Waste material will be used to create in-pit bunds to contain tailings or dump to fill mined voids. • No drill and blast operations will be required, cross ripping of cemented sand horizons by dozers may be required. • Mining will be undertaken in as a strip/block-mining operation. Each block will be approximately 500m x 150m. • An overall wall angle of 30° has been proposed based on completed geotechnical studies. • A batter angle of 40° was applied to the uppermost bench (in the topsoil / clayey-sand material), with a 6 m wide berm created at the base of the clayey material or 10 m below surface, whichever produces the lower berm level (i.e. a maximum depth of 10 m). Beneath this berm, benches of a maximum 20m height at a slope angle of 32° were designed to the pit floor, separated by 6m wide berms. • Mining recovery and dilution were not applied following the block model regularisation process. • Inferred material was treated as waste during optimisations, designs and scheduling. • External temporary waste stockpiles will be required during early operations until sufficient mined voids are available to commence backfilling.

For personal use only

	• The infrastructure requirements of the selected mining methods.	
Metallurgical factors or assumptions	• The metallurgical process proposed and the appropriateness of that process to the style of mineralisation. • Whether the metallurgical process is well-tested technology or novel in nature. • The nature, amount and representativeness of metallurgical test work undertaken, the nature of the metallurgical domaining applied and the corresponding metallurgical recovery factors applied. • Any assumptions or allowances made for deleterious elements. • The existence of any bulk sample or pilot scale test work and the degree to which such samples are considered representative of the orebody as a whole. • For minerals that are defined by a specification, has the ore reserve estimation been based on the appropriate mineralogy to meet the specifications?	• Ore material will undergo processing through a Mining Unit Plant (MUP), Feed Preparation Plant (FPP), Wet Concentrator Plant (WCP) and Rare Earth Flotation circuit • Industry standard metallurgical processes and equipment are proposed for the Project. • A representative bulk sample taken from the mining area was used for testwork. • The bulk sample was processed through a pilot scale testwork laboratory.
Environmental	• The status of studies of potential environmental impacts of the mining and processing operation. Details of waste rock characterisation and the consideration of potential sites,	• Some saleable products generated through processing may have elevated levels of radioactivity, these products will be taken off site following appropriate regulations. • Waste material remaining on site are not considered to pose any environmental risk. • Ongoing consultation between the company and the State of Victoria is required to determine land clearing allowances/requirements.

For personal use only

	status of design options considered and, where applicable, the status of approvals for process residue storage and waste dumps should be reported.	
Infrastructure	• The existence of appropriate infrastructure: availability of land for plant development, power, water, transportation (particularly for bulk commodities), labour, accommodation; or the ease with which the infrastructure can be provided, or accessed.	• The Project is located in an agricultural area of northern Victoria and is well serviced by road, rail, power and water, with nearby communities able to provide labour and accommodation. • Additional infrastructure or upgrades may be required for the Project. • The Company has engaged with landowners as required to secure access for drilling, environmental surveys, and ultimately project footprints.
Costs	• The derivation of, or assumptions made, regarding projected capital costs in the study. • The methodology used to estimate operating costs. • Allowances made for the content of deleterious elements. • The derivation of assumptions made of metal or commodity price(s), for the principal minerals and co-products. • The source of exchange rates used in the study. • Derivation of transportation charges. • The basis for forecasting or source of treatment and refining charges, penalties for failure to meet specification, etc. • The allowances made for royalties payable, both Government and private.	• No capital costs were included in this study however has been estimated as part of the Goschen DFS • Processing operating costs were estimated by MTPL based on testwork. • Mining operating costs were estimated by Yellow Iron Fleet and reviewed by Addinsall Consulting Pty Ltd assuming a contractor operation. • A long term exchange rate of US$0.7:A$1 was selected and provided by the Company, only commodity reference prices were provided in US$, all capital and operating costs were estimated in A$. • The Company undertook a study to estimate freight and logistics costs for both land and sea transport. • A state royalty of 2.75% of product revenue was applied to the Project.

For personal use only

<table>
<tr>
<td>Revenue factors</td>
<td>• The derivation of, or assumptions made regarding revenue factors including head grade, metal or commodity price(s) exchange rates, transportation and treatment charges, penalties, net smelter returns, etc.
• The derivation of assumptions made of metal or commodity price(s), for the principal metals, minerals and co-products.</td>
<td>• Adamas Intelligence (rare earths) and TZMI (zircon and titania minerals) completed independent market reviews and provided long term prices in real USD:
<table>
<tr><th></th><th>Unit</th><th>2036</th><th>2040</th></tr>
<tr><td>Monazite and Xenotime</td><td>USD/kg</td><td>-</td><td>13.50</td></tr>
<tr><td>Zircon</td><td>USD/t</td><td>1,201</td><td>-</td></tr>
<tr><td>Rutile</td><td>USD/t</td><td>516</td><td>-</td></tr>
<tr><td>Leucoxene</td><td>USD/t</td><td>215</td><td>-</td></tr>
<tr><td>Ilmenite</td><td>USD/t</td><td>143</td><td>-</td></tr>
</table>
• Commodity prices tabled are inclusive of allowances made for transport costs and quality adjustments estimated by TZMI regarding the quality of Goschen products.</td>
</tr>
<tr>
<td>Market assessment</td>
<td>• The demand, supply and stock situation for the particular commodity, consumption trends and factors likely to affect supply and demand into the future.
• A customer and competitor analysis along with the identification of likely market windows for the product.
• Price and volume forecasts and the basis for these forecasts.
• For industrial minerals the customer specification, testing and acceptance requirements prior to a supply contract.</td>
<td>• A market analysis was conducted by TZMI, which indicated that demand will outweigh supply in the short to medium term and should be at least neutral in the long term.
• TZMI has endorsed that the products generated from Goschen are potentially marketable subject to successful conclusion of final FS testwork and off take agreements.
• Preliminary discussions with customers have indicated that 100% of products from Goschen will be subject to off take agreements.
• Further product testing is scheduled to confirm product specifications and realised product prices.</td>
</tr>
<tr>
<td>Economic</td>
<td>• The inputs to the economic analysis to produce the net present value (NPV) in the study, the source and confidence of these economic inputs including estimated inflation, discount rate, etc.</td>
<td>• Financial analysis was not undertaken by the Company for the Global Ore Reserve.
• All parameters used for the Global Ore Reserve Study are consistent with the DFS (2025) work, on which a financial analysis was undertaken by VHM.
• Sensitivity studies were carried out at the pit optimisation stage. Standard linear deviations were observed for all tested variables.</td>
</tr>
</table>

For personal use only

	• NPV ranges and sensitivity to variations in the significant assumptions and inputs.	
Social	• The status of agreements with key stakeholders and matters leading to social licence to operate.	• Substantial consultation with the community and regulatory agencies in relation to the Goschen Project has commenced, involving consultation activities with identified key stakeholders. • Regular meetings have been held with a Technical Reference Group and a Stakeholder Reference Group.
Other	• To the extent relevant, the impact of the following on the project and/or on the estimation and classification of the Ore Reserves: • Any identified material naturally occurring risks. • The status of material legal agreements and marketing arrangements. • The status of governmental agreements and approvals critical to the viability of the project, such as mineral tenement status, and government and statutory approvals. There must be reasonable grounds to expect that all necessary Government approvals will be received within the timeframes anticipated in the Pre-Feasibility or Feasibility study. Highlight and discuss the materiality of any unresolved matter that is dependent on a third party on which extraction of the reserve is contingent.	• There are no known significant naturally occurring risks to the project. • In January 2015, Exploration Licence (EL) 5520 was granted to VHM Exploration Pty Ltd for a period of five years. In January 2020, Retention Licence 6806 was granted to the Company for a period of seven years to replace the expired EL5520.

For personal use only

Classification	• The basis for the classification of the Ore Reserves into varying confidence categories. • Whether the result appropriately reflects the Competent Person's view of the deposit. • The proportion of Probable Ore Reserves that have been derived from Measured Mineral Resources (if any).	• Measured Resources have been converted to Proven Reserves within (2) paddocks in Area 1 East over which VHM have land access agreements and to Probable Reserves outside these paddocks, Indicated Resources have been converted to Probable Reserves. • The estimated Ore Reserves are, in the opinion of the Competent Person, appropriate for this style of deposit.
Audits or reviews	• The results of any audits or reviews of Ore Reserve estimates.	• Auralia Mining Consulting Pty Ltd has completed an internal review of the Ore Reserve estimate resulting from this study.
Discussion of relative accuracy/ confidence	• Where appropriate a statement of the relative accuracy and confidence level in the Ore Reserve estimate using an approach or procedure deemed appropriate by the Competent Person. For example, the application of statistical or geostatistical procedures to quantify the relative accuracy of the reserve within stated confidence limits, or, if such an approach is not deemed appropriate, a qualitative discussion of the factors which could affect the relative accuracy and confidence of the estimate. • The statement should specify whether it relates to global or local estimates, and, if local, state the relevant tonnages, which should be relevant to technical and economic evaluation. Documentation should	• The level of study carried out for the October 2025 Global Ore Reserve is to a Preliminary Feasibility Study level. The relative accuracy of the estimate is reflected in the reporting of the Ore Reserves as per the guidelines re: modifying factors, study levels and Competent Persons contained in the JORC 2012 Code. • Inputs used for optimisation were consistent with DFS level inputs, however no detailed land access agreements, production sequencing, scheduling or financial analyses were undertaken. • This statement relates to estimates of tonnes and grade within the entire Goschen Mineral Resource. • Sensitivity studies were carried out on pit optimisations. Standard linear deviations were observed. • Globally, the project is susceptible to fluctuations in commodity price. • Further product testing is scheduled to confirm product specifications, this information will be relayed to potential customers to determine realised product prices.

For personal use only

	include assumptions made and the procedures used. • Accuracy and confidence discussions should extend to specific discussions of any applied Modifying Factors that may have a material impact on Ore Reserve viability, or for which there are remaining areas of uncertainty at the current study stage. • It is recognised that this may not be possible or appropriate in all circumstances. These statements of relative accuracy and confidence of the estimate should be compared with production data, where available.	

For personal use only

Appendix B – Drill Hole Collar Information

Drillholes included in Area 1 Mineral Resource Model

BHID	EASTING	NORTHING	RL	AZIMUTH	DIP	DEPTH
VHM0001	718050.0	6053264.0	88.0	0	-90	39
VHM0002	718072.0	6054550.0	88.2	0	-90	36
VHM0003	718096.0	6055323.0	86.2	0	-90	36
VHM0004	718119.0	6055873.0	85.2	0	-90	36
VHM0005	717506.0	6053643.0	83.0	0	-90	37
VHM0007	716492.0	6053677.0	84.0	0	-90	41
VHM0076	718408.0	6053617.0	89.2	0	-90	41
VHM0077	719221.0	6053597.0	97.0	0	-90	48
VHM0078	719989.0	6053577.0	108.0	0	-90	48
VHM0079	720815.0	6053559.0	111.0	0	-90	51
VHM0080	721204.0	6053543.0	112.0	0	-90	51
VHM0081	721574.0	6053537.0	112.0	0	-90	51
VHM0082	722017.0	6053519.0	112.6	0	-90	51
VHM0083	722400.0	6053517.0	113.0	0	-90	54
VHM0084	722794.0	6053498.0	115.4	0	-90	54
VHM0131	718156.0	6052798.2	91.6	0	-90	40
VHM0132	718155.6	6053198.2	88.5	0	-90	39
VHM0133	718156.4	6053399.5	88.0	0	-90	39
VHM0134	718356.2	6052798.1	94.8	0	-90	42
VHM0135	718355.7	6053198.3	91.0	0	-90	40
VHM0136	718358.6	6053398.7	89.7	0	-90	39
VHM0137	718556.1	6052798.5	97.9	0	-90	47
VHM0138	718555.2	6053199.5	93.4	0	-90	45
VHM0139	718554.7	6053399.7	92.1	0	-90	44
VHM0140	718756.7	6052800.7	101.7	0	-90	51
VHM0141	718755.7	6053198.4	95.9	0	-90	47
VHM0142	718954.5	6052799.4	104.4	0	-90	50
VHM0143	718954.4	6053200.9	98.7	0	-90	48
VHM0144	718954.6	6053400.5	96.6	0	-90	48
VHM0145	719152.9	6052800.4	106.9	0	-90	57
VHM0146	719154.8	6053199.1	100.2	0	-90	50
VHM0147	719154.8	6053399.6	97.8	0	-90	48
VHM0148	719352.3	6052801.6	108.3	0	-90	60
VHM0149	719352.4	6053200.0	102.9	0	-90	51
VHM0150	719353.1	6053399.3	100.3	0	-90	51
VHM0151	719552.4	6052801.2	111.9	0	-90	48
VHM0152	719554.8	6053199.6	106.6	0	-90	51
VHM0153	719753.5	6052800.4	115.0	0	-90	52
VHM0154	719756.7	6053198.9	111.0	0	-90	45
VHM0155	719956.1	6052799.1	117.4	0	-90	57
VHM0156	719955.3	6053199.8	114.4	0	-90	57
VHM0157	720157.2	6052797.9	113.7	0	-90	42
VHM0158	720156.3	6053199.0	114.6	0	-90	42

VHM Limited
ABN 58 601 004 102
Suite 1, Level 11, 330 Collins St
Melbourne VIC 3000

For personal use only

BHID	EASTING	NORTHING	RL	AZIMUTH	DIP	DEPTH
VHM0159	720355.7	6052799.9	110.7	0	-90	41
VHM0160	720356.7	6053197.7	111.2	0	-90	39
VHM0161	720554.6	6052399.6	110.3	0	-90	51
VHM0162	720554.2	6052800.0	110.3	0	-90	39
VHM0163	720555.8	6053194.5	110.8	0	-90	39
VHM0164	720556.0	6053398.7	110.7	0	-90	51
VHM0165	720753.9	6052397.0	112.0	0	-90	39
VHM0166	720756.2	6052799.5	113.7	0	-90	54
VHM0167	720753.6	6053199.2	112.6	0	-90	56
VHM0168	720755.0	6053400.4	113.0	0	-90	42
VHM0169	720955.1	6052399.2	112.4	0	-90	42
VHM0170	720956.7	6052797.7	111.5	0	-90	45
VHM0171	720954.8	6053197.9	111.0	0	-90	42
VHM0172	720955.8	6053400.2	111.1	0	-90	42
VHM0173	721154.4	6052399.1	111.5	0	-90	42
VHM0174	721155.4	6052798.0	111.5	0	-90	45
VHM0175	721154.2	6053199.5	111.3	0	-90	42
VHM0176	721155.4	6053399.8	111.6	0	-90	42
VHM0177	721356.0	6052399.0	111.4	0	-90	42
VHM0178	721355.3	6052799.2	111.4	0	-90	45
VHM0179	721353.8	6053198.8	111.5	0	-90	42
VHM0180	721355.5	6053399.2	111.5	0	-90	39
VHM0181	721555.3	6052399.0	111.9	0	-90	57
VHM0182	721556.3	6052799.6	111.5	0	-90	57
VHM0183	721553.8	6053199.0	111.5	0	-90	57
VHM0184	721556.6	6053400.9	111.5	0	-90	56
VHM0185	721503.9	6053198.7	111.5	0	-90	27
VHM0186	721454.0	6053199.1	111.5	0	-90	27
VHM0187	721404.7	6053198.4	111.5	0	-90	27
VHM0188	721254.8	6053199.1	111.4	0	-90	27
VHM0189	721505.7	6053401.6	111.5	0	-90	27
VHM0190	721458.0	6053400.3	111.6	0	-90	27
VHM0191	721408.0	6053398.7	111.6	0	-90	27
VHM0192	721256.9	6053400.2	111.7	0	-90	30
VHM0193	721603.9	6053401.9	111.6	0	-90	27
VHM0194	721597.9	6053198.6	111.6	0	-90	27
VHM0195	721547.2	6053002.3	111.5	0	-90	27
VHM0196	721347.6	6053002.0	111.4	0	-90	27
VHM0197	721147.9	6053002.6	111.4	0	-90	30
VHM0198	721547.9	6054801.7	113.0	0	-90	47
VHM0199	721550.3	6054398.4	112.0	0	-90	33
VHM0200	721549.2	6054001.1	112.1	0	-90	33
VHM0201	721351.0	6053599.4	111.6	0	-90	33
VHM0202	721348.9	6053997.3	113.8	0	-90	33
VHM0203	721351.3	6054396.1	111.8	0	-90	33
VHM0204	721351.5	6054796.1	112.8	0	-90	33

VHM Limited
ABN 58 601 004 102
Suite 1, Level 11, 330 Collins St
Melbourne VIC 3000

For personal use only

BHID	EASTING	NORTHING	RL	AZIMUTH	DIP	DEPTH
VHM0205	721150.3	6054800.4	111.8	0	-90	54
VHM0206	720951.1	6054799.2	108.0	0	-90	33
VHM0207	720750.7	6054799.2	107.9	0	-90	33
VHM0208	720550.9	6054798.5	109.6	0	-90	33
VHM0209	720351.0	6054800.7	104.9	0	-90	33
VHM0210	720150.2	6054800.7	100.4	0	-90	51
VHM0211	719951.4	6054799.8	97.6	0	-90	42
VHM0212	719950.2	6054400.0	100.1	0	-90	45
VHM0213	720150.2	6054399.9	103.7	0	-90	42
VHM0214	720351.4	6054400.0	107.2	0	-90	42
VHM0215	720549.4	6054400.9	111.1	0	-90	33
VHM0216	720749.3	6054399.4	112.2	0	-90	33
VHM0217	720952.1	6054395.5	108.8	0	-90	33
VHM0218	721151.2	6054398.9	112.2	0	-90	33
VHM0219	721151.7	6054000.1	110.5	0	-90	33
VHM0220	720952.9	6053998.2	109.5	0	-90	31
VHM0221	720350.8	6054000.4	107.2	0	-90	30
VHM0222	720549.6	6053999.3	109.6	0	-90	30
VHM0223	720750.3	6053998.7	103.1	0	-90	24
VHM0224	720952.1	6053600.8	110.5	0	-90	30
VHM0225	720547.1	6053600.8	112.2	0	-90	30
VHM0226	720350.3	6053598.1	110.8	0	-90	30
VHM0227	720548.2	6053799.8	109.8	0	-90	30
VHM0228	720347.6	6053798.7	108.6	0	-90	27
VHM0229	720748.2	6053795.1	110.5	0	-90	30
VHM0230	720949.4	6053800.4	109.4	0	-90	45
VHM0231	721147.2	6053798.8	112.2	0	-90	30
VHM0232	721347.5	6053799.6	112.1	0	-90	30
VHM0233	721547.4	6053798.6	111.7	0	-90	30
VHM0234	720949.1	6054199.0	109.3	0	-90	30
VHM0235	721148.7	6054199.2	111.0	0	-90	30
VHM0236	721348.6	6054199.1	112.7	0	-90	30
VHM0237	721553.7	6054199.0	112.4	0	-90	30
VHM0238	720949.3	6054601.8	108.1	0	-90	27
VHM0239	721147.2	6054594.6	111.9	0	-90	27
VHM0240	721348.9	6054596.6	111.7	0	-90	30
VHM0241	721550.1	6054597.7	111.9	0	-90	30
VHM0242	721451.2	6054398.9	111.8	0	-90	30
VHM0243	721449.9	6054000.7	113.0	0	-90	30
VHM0244	721450.1	6054800.3	112.7	0	-90	27
VHM0245	721249.2	6054800.4	112.8	0	-90	33
VHM0246	721444.1	6053599.6	111.6	0	-90	30
VHM0247	721746.8	6054594.9	112.8	0	-90	30
VHM0248	721951.2	6054598.8	113.4	0	-90	42
VHM0249	721949.8	6054400.6	112.8	0	-90	30
VHM0250	721750.3	6054395.2	112.4	0	-90	30

VHM Limited
ABN 58 601 004 102
Suite 1, Level 11, 330 Collins St
Melbourne VIC 3000

For personal use only

BHID	EASTING	NORTHING	RL	AZIMUTH	DIP	DEPTH
VHM0251	721749.3	6054200.6	112.4	0	-90	30
VHM0252	721949.6	6054199.2	112.8	0	-90	30
VHM0253	721945.6	6053999.7	112.6	0	-90	30
VHM0254	721750.8	6053998.6	112.1	0	-90	30
VHM0255	721745.0	6053800.5	111.9	0	-90	30
VHM0256	721748.2	6053607.5	112.1	0	-90	28
VHM0257	721950.5	6053598.4	112.4	0	-90	30
VHM0258	721948.8	6053797.7	112.6	0	-90	30
VHM0259	721749.0	6052196.5	111.8	0	-90	42
VHM0260	721749.0	6052191.6	111.8	0	-90	30
VHM0261	721848.0	6052199.2	111.8	0	-90	27
VHM0262	721647.4	6052199.7	111.7	0	-90	27
VHM0263	721948.8	6052198.0	111.9	0	-90	33
VHM0264	721648.6	6052398.1	111.7	0	-90	30
VHM0265	721647.8	6052596.9	111.6	0	-90	27
VHM0266	721648.8	6052797.1	111.8	0	-90	27
VHM0267	721751.8	6052798.0	111.9	0	-90	30
VHM0268	721747.9	6052598.6	112.1	0	-90	27
VHM0269	721750.3	6052399.7	112.4	0	-90	30
VHM0270	721848.3	6052399.8	112.5	0	-90	30
VHM0271	721847.7	6052599.9	112.6	0	-90	27
VHM0272	721849.3	6052800.6	112.2	0	-90	30
VHM0273	721947.7	6052797.7	112.1	0	-90	30
VHM0274	721949.5	6052597.6	112.4	0	-90	30
VHM0275	721950.1	6052398.6	112.2	0	-90	30
VHM0276	721652.6	6053795.8	111.8	0	-90	27
VHM0277	721658.3	6054000.4	112.4	0	-90	30
VHM0278	721663.0	6054200.0	112.5	0	-90	30
VHM0279	721668.1	6054398.3	112.3	0	-90	30
VHM0280	721448.0	6054599.8	111.6	0	-90	30
VHM0281	721246.4	6054598.9	112.3	0	-90	30
VHM0282	721247.3	6054399.9	112.9	0	-90	30
VHM0283	721249.9	6054198.3	112.0	0	-90	30
VHM0284	721249.6	6053801.9	112.9	0	-90	30
VHM0285	721447.3	6053797.4	111.8	0	-90	30
VHM0286	721449.9	6054202.6	113.4	0	-90	30
VHM0287	721411.8	6053800.6	111.9	0	-90	30
VHM0288	721424.5	6053800.2	111.8	0	-90	30
VHM0289	721436.8	6053800.4	111.8	0	-90	30
VHM0290	721462.0	6053800.6	111.8	0	-90	30
VHM0291	721474.4	6053800.1	111.7	0	-90	30
VHM0292	721486.9	6053799.9	111.7	0	-90	51
VHM0293	721499.0	6053795.4	111.8	0	-90	33
VHM0294	721511.8	6053799.9	111.7	0	-90	30
VHM0295	721511.4	6053774.7	111.8	0	-90	49
VHM0296	721499.3	6053775.3	111.7	0	-90	30

VHM Limited
ABN 58 601 004 102
Suite 1, Level 11, 330 Collins St
Melbourne VIC 3000

BHID	EASTING	NORTHING	RL	AZIMUTH	DIP	DEPTH
VHM0297	721487.2	6053775.8	111.7	0	-90	30
VHM0298	721474.4	6053775.7	111.7	0	-90	30
VHM0299	721462.1	6053775.4	111.7	0	-90	48
VHM0300	721449.7	6053775.4	111.6	0	-90	30
VHM0301	721437.4	6053775.7	111.6	0	-90	30
VHM0302	721424.8	6053776.7	111.7	0	-90	30
VHM0303	721412.5	6053777.2	111.7	0	-90	51
VHM0304	721411.9	6053826.0	112.0	0	-90	54
VHM0305	721424.4	6053825.7	111.9	0	-90	30
VHM0306	721437.3	6053825.6	111.8	0	-90	33
VHM0307	721449.6	6053825.4	111.8	0	-90	30
VHM0308	721461.6	6053825.2	111.8	0	-90	48
VHM0309	721473.9	6053825.0	111.8	0	-90	30
VHM0310	721487.0	6053824.6	111.7	0	-90	30
VHM0311	721499.4	6053824.5	111.7	0	-90	30
VHM0312	721512.2	6053824.4	111.8	0	-90	54
VHM0313	721462.5	6053900.2	112.1	0	-90	30
VHM0314	721462.2	6053874.9	112.1	0	-90	30
VHM0315	721462.0	6053850.2	111.9	0	-90	30
VHM0316	721449.7	6053900.1	112.2	0	-90	48
VHM0317	721449.5	6053874.9	112.1	0	-90	30
VHM0318	721448.9	6053851.3	111.9	0	-90	30
VHM0319	721474.5	6053900.2	112.1	0	-90	30
VHM0320	721474.7	6053876.2	112.0	0	-90	48
VHM0321	721474.0	6053850.7	111.9	0	-90	30
VHM0322	721474.6	6053750.0	111.6	0	-90	30
VHM0323	721474.3	6053725.1	111.5	0	-90	48
VHM0324	721473.5	6053699.9	111.5	0	-90	30
VHM0325	721462.0	6053749.8	111.6	0	-90	30
VHM0326	721461.4	6053724.8	111.5	0	-90	30
VHM0327	721460.8	6053699.2	111.5	0	-90	30
VHM0328	721450.3	6053749.8	111.6	0	-90	30
VHM0329	721449.3	6053725.1	111.6	0	-90	30
VHM0330	721448.3	6053699.9	111.6	0	-90	46
VHM0331	719998.6	6054398.7	101.0	0	-90	54
VHM0332	720011.9	6054398.4	101.2	0	-90	45
VHM0333	720023.9	6054398.2	101.5	0	-90	45
VHM0334	720036.0	6054397.9	101.7	0	-90	42
VHM0335	720048.3	6054397.5	101.9	0	-90	42
VHM0336	720061.2	6054397.2	102.1	0	-90	42
VHM0337	720074.0	6054397.2	102.4	0	-90	45
VHM0338	720086.0	6054397.0	102.6	0	-90	44
VHM0339	720098.7	6054396.8	102.8	0	-90	51
VHM0340	720199.5	6054394.7	104.6	0	-90	45
VHM0341	720212.3	6054394.8	104.8	0	-90	45
VHM0342	720225.2	6054394.7	105.0	0	-90	45

For personal use only

VHM Limited
ABN 58 601 004 102
Suite 1, Level 11, 330 Collins St
Melbourne VIC 3000

For personal use only

BHID	EASTING	NORTHING	RL	AZIMUTH	DIP	DEPTH
VHM0343	720237.3	6054394.5	105.2	0	-90	51
VHM0344	720249.5	6054394.5	105.4	0	-90	47
VHM0345	720123.6	6054396.1	103.2	0	-90	54
VHM0346	720261.9	6054394.5	105.5	0	-90	45
VHM0347	720274.2	6054394.5	105.7	0	-90	44
VHM0348	720200.0	6054424.8	104.2	0	-90	24
VHM0349	720212.2	6054425.3	104.4	0	-90	24
VHM0350	720224.8	6054424.8	104.7	0	-90	24
VHM0351	720237.6	6054424.8	104.9	0	-90	24
VHM0352	720249.7	6054425.0	105.2	0	-90	27
VHM0353	720262.3	6054424.9	105.4	0	-90	27
VHM0354	720274.9	6054425.2	105.7	0	-90	27
VHM0355	720287.2	6054425.0	106.0	0	-90	27
VHM0356	720299.3	6054425.2	106.4	0	-90	27
VHM0357	720287.4	6054400.2	105.8	0	-90	51
VHM0358	720298.6	6054400.0	106.0	0	-90	45
VHM0359	720200.2	6054375.1	104.8	0	-90	24
VHM0360	720212.6	6054374.9	105.1	0	-90	24
VHM0361	720224.9	6054374.9	105.3	0	-90	27
VHM0362	720237.4	6054375.1	105.5	0	-90	27
VHM0363	720250.0	6054374.9	105.7	0	-90	27
VHM0364	720262.7	6054374.9	105.9	0	-90	27
VHM0365	720275.4	6054375.1	106.1	0	-90	27
VHM0366	720287.8	6054374.3	106.3	0	-90	27
VHM0367	720300.6	6054375.2	106.5	0	-90	27
VHM0368	720262.3	6054350.5	106.4	0	-90	27
VHM0369	720262.4	6054325.6	106.9	0	-90	24
VHM0370	720262.5	6054300.4	107.1	0	-90	24
VHM0371	720250.2	6054300.4	106.9	0	-90	45
VHM0372	720249.8	6054325.2	106.5	0	-90	24
VHM0373	720250.1	6054350.2	106.2	0	-90	24
VHM0374	720237.5	6054350.8	105.9	0	-90	24
VHM0375	720237.5	6054325.4	106.3	0	-90	24
VHM0376	720237.5	6054300.5	106.6	0	-90	24
VHM0377	720262.3	6054500.1	105.8	0	-90	27
VHM0378	720262.2	6054475.7	105.8	0	-90	24
VHM0379	720262.6	6054450.4	105.8	0	-90	27
VHM0380	720249.5	6054450.2	105.4	0	-90	24
VHM0381	720249.8	6054475.6	105.5	0	-90	24
VHM0382	720250.4	6054500.5	105.5	0	-90	48
VHM0383	720237.3	6054499.8	105.1	0	-90	24
VHM0384	720237.4	6054475.2	105.2	0	-90	24
VHM0385	720237.4	6054450.2	105.2	0	-90	24
VHM0386	720497.1	6054797.0	108.6	0	-90	51
VHM0387	720449.1	6054796.5	107.5	0	-90	48
VHM0388	720397.4	6054795.5	106.1	0	-90	48

VHM Limited
ABN 58 601 004 102
Suite 1, Level 11, 330 Collins St
Melbourne VIC 3000

For personal use only

BHID	EASTING	NORTHING	RL	AZIMUTH	DIP	DEPTH
VHM0389	720296.8	6054796.6	103.6	0	-90	54
VHM0390	720248.1	6054797.0	102.4	0	-90	45
VHM0391	720198.7	6054796.5	101.3	0	-90	45
VHM0392	720098.5	6054796.8	99.6	0	-90	45
VHM0393	720048.7	6054796.7	98.8	0	-90	45
VHM0394	719997.5	6054796.4	98.2	0	-90	51
VHM0395	719898.5	6054794.6	97.0	0	-90	45
VHM0396	719949.3	6054590.5	99.0	0	-90	45
VHM0397	720147.6	6054592.9	103.2	0	-90	45
VHM0398	720348.1	6054595.3	107.5	0	-90	48
VHM0399	720550.3	6054598.0	112.1	0	-90	42
VHM0400	720749.0	6054600.8	110.5	0	-90	39
VHM0401	720975.4	6054603.1	108.4	0	-90	39
VHM0402	719950.5	6054199.4	101.8	0	-90	45
VHM0403	720151.2	6054199.0	105.3	0	-90	48
VHM0404	720350.2	6054198.7	109.6	0	-90	48
VHM0405	720549.2	6054197.8	111.5	0	-90	42
VHM0406	720748.0	6054197.7	112.8	0	-90	45
VHM0407	719829.8	6053399.6	108.9	0	-90	51
VHM0408	719751.2	6053399.0	107.6	0	-90	45
VHM0409	719651.4	6053398.7	105.7	0	-90	45
VHM0410	719551.3	6053399.3	104.1	0	-90	48
VHM0411	719449.8	6053401.4	102.2	0	-90	45
VHM0412	719824.1	6053198.6	112.3	0	-90	51
VHM0413	719650.1	6053198.4	108.6	0	-90	48
VHM0414	719451.9	6053197.5	104.5	0	-90	48
VHM0415	719818.7	6052999.2	115.6	0	-90	54
VHM0416	719351.2	6053002.5	105.5	0	-90	51
VHM0417	719451.0	6053001.5	107.4	0	-90	48
VHM0418	719552.4	6053001.1	109.1	0	-90	48
VHM0419	719649.1	6053000.0	111.6	0	-90	51
VHM0420	719752.0	6052999.0	114.0	0	-90	51
VHM0421	719651.7	6052797.1	113.2	0	-90	51
VHM0422	719748.2	6052799.2	114.8	0	-90	54
VHM0423	719149.7	6052596.7	109.2	0	-90	60
VHM0424	719251.9	6052596.8	111.3	0	-90	63
VHM0425	719352.0	6052597.2	112.4	0	-90	48
VHM0426	719450.9	6052598.1	113.7	0	-90	49
VHM0427	719550.3	6052597.5	114.9	0	-90	51
VHM0428	719652.7	6052598.6	116.4	0	-90	36
VHM0429	719749.5	6052598.2	117.3	0	-90	54
VHM0430	719050.0	6052400.0	108.2	0	-90	60
VHM0431	719149.4	6052402.1	110.2	0	-90	60
VHM0432	719249.6	6052400.6	112.4	0	-90	36
VHM0433	719348.2	6052400.6	114.9	0	-90	39
VHM0434	719448.6	6052400.8	116.3	0	-90	36

VHM Limited
ABN 58 601 004 102
Suite 1, Level 11, 330 Collins St
Melbourne VIC 3000

For personal use only

BHID	EASTING	NORTHING	RL	AZIMUTH	DIP	DEPTH
VHM0435	719619.2	6052400.9	118.1	0	-90	36
VHM0436	719749.7	6052403.1	118.4	0	-90	36
VHM0437	718950.1	6052404.1	106.3	0	-90	57
VHM0438	718750.5	6052398.6	103.3	0	-90	54
VHM0439	718550.9	6052393.8	100.8	0	-90	51
VHM0440	718351.6	6052397.7	98.2	0	-90	48
VHM0441	718152.0	6052400.0	94.1	0	-90	42
VHM0442	718150.0	6052600.0	93.1	0	-90	45
VHM0443	718350.0	6052600.0	96.8	0	-90	51
VHM0444	718550.0	6052600.0	99.4	0	-90	48
VHM0445	718750.0	6052600.0	102.7	0	-90	54
VHM0446	718950.0	6052600.0	105.7	0	-90	55
VHM0447	718150.0	6053000.0	90.0	0	-90	40
VHM0448	718350.0	6053000.0	92.0	0	-90	44
VHM0449	718550.0	6053000.0	95.2	0	-90	45
VHM0450	718150.0	6053600.0	87.2	0	-90	36
VHM0451	718350.0	6053600.0	88.7	0	-90	40
VHM0452	719950.0	6054000.0	102.5	0	-90	52
VHM0453	720150.0	6054000.0	104.7	0	-90	45
VHM0454	720150.0	6053800.0	107.5	0	-90	47
VHM0455	720150.0	6053600.0	109.4	0	-90	48
VHM0456	719950.0	6053600.0	107.4	0	-90	48
VHM0457	719950.0	6053800.0	104.4	0	-90	53
VHM0458	719850.0	6052800.0	116.9	0	-90	57
VHM0459	719850.0	6052600.0	117.4	0	-90	54
VHM0460	719850.0	6052400.0	117.6	0	-90	48
VHM0461	719950.0	6052400.0	116.2	0	-90	45
VHM0462	720050.0	6052400.0	114.8	0	-90	43
VHM0463	721500.0	6053000.0	111.6	0	-90	27
VHM0464	721450.0	6053000.0	111.5	0	-90	27
VHM0465	721400.0	6053000.0	111.5	0	-90	27
VHM0466	721300.0	6053000.0	111.6	0	-90	27
VHM0467	721250.0	6053000.0	111.6	0	-90	27
VHM0468	721200.0	6053000.0	111.5	0	-90	27
VHM0469	720950.0	6053000.0	111.6	0	-90	27
VHM0470	720750.0	6053000.0	113.3	0	-90	27
VHM0471	721599.1	6054799.8	113.0	0	-90	30
VHM0472	721500.7	6054799.6	112.7	0	-90	30
VHM0473	721400.6	6054799.8	112.8	0	-90	30
VHM0474	721299.0	6054799.9	112.9	0	-90	30
VHM0475	721200.7	6054799.9	113.1	0	-90	33
VHM0476	721100.1	6054799.9	110.9	0	-90	30
VHM0477	721050.9	6054799.6	109.7	0	-90	30
VHM0478	720850.8	6054799.5	107.0	0	-90	24
VHM0479	720649.5	6054799.2	108.8	0	-90	24
VHM0480	721600.0	6054599.7	112.0	0	-90	30

VHM Limited
ABN 58 601 004 102
Suite 1, Level 11, 330 Collins St
Melbourne VIC 3000

For personal use only

BHID	EASTING	NORTHING	RL	AZIMUTH	DIP	DEPTH
VHM0481	721500.7	6054599.9	111.7	0	-90	30
VHM0482	721401.7	6054599.9	111.6	0	-90	33
VHM0483	721299.5	6054599.7	111.8	0	-90	33
VHM0484	721200.3	6054599.7	112.1	0	-90	30
VHM0485	721101.2	6054599.9	111.1	0	-90	30
VHM0486	721050.1	6054401.2	110.5	0	-90	30
VHM0487	720849.1	6054400.1	110.0	0	-90	25
VHM0488	720651.5	6054400.2	112.3	0	-90	24
VHM0489	720450.8	6054399.8	109.1	0	-90	24
VHM0490	721100.6	6054400.1	111.5	0	-90	30
VHM0491	721200.9	6054400.1	112.8	0	-90	30
VHM0492	721298.7	6054400.0	112.4	0	-90	33
VHM0493	721399.0	6054400.2	111.7	0	-90	30
VHM0494	721498.4	6054400.0	111.8	0	-90	30
VHM0495	721599.3	6054400.1	112.0	0	-90	30
VHM0496	721600.6	6054199.9	112.3	0	-90	30
VHM0497	721497.6	6054199.9	113.1	0	-90	30
VHM0498	721400.7	6054199.8	113.1	0	-90	30
VHM0499	721300.1	6054199.9	112.3	0	-90	30
VHM0500	721201.1	6054200.1	111.6	0	-90	30
VHM0501	721100.1	6054199.9	110.2	0	-90	30
VHM0502	721596.8	6053999.8	112.1	0	-90	30
VHM0503	721500.5	6053999.7	112.2	0	-90	30
VHM0504	721399.1	6053999.4	113.8	0	-90	30
VHM0505	721300.0	6053999.9	113.3	0	-90	30
VHM0506	721249.6	6053999.7	112.5	0	-90	30
VHM0507	721200.3	6053999.9	111.6	0	-90	30
VHM0508	721099.2	6054000.0	109.8	0	-90	30
VHM0509	721050.2	6054000.1	109.7	0	-90	30
VHM0510	720851.4	6054000.8	105.6	0	-90	24
VHM0511	720650.7	6054001.0	110.0	0	-90	27
VHM0512	720450.8	6054000.0	108.2	0	-90	24
VHM0513	720247.7	6053999.9	106.1	0	-90	24
VHM0514	720047.0	6053999.8	103.3	0	-90	48
VHM0515	721598.0	6053799.6	111.8	0	-90	30
VHM0516	721298.5	6053799.8	112.7	0	-90	30
VHM0517	721199.5	6053800.0	112.7	0	-90	30
VHM0518	721101.1	6053799.9	111.5	0	-90	30
VHM0519	721499.7	6053600.3	111.5	0	-90	30
VHM0520	721549.5	6053600.3	111.6	0	-90	30
VHM0521	721600.6	6053600.4	111.6	0	-90	30
VHM0522	721399.3	6053600.1	111.6	0	-90	30
VHM0523	721298.5	6053599.8	111.5	0	-90	30
VHM0524	721249.7	6053600.1	111.8	0	-90	30
VHM0525	721149.5	6053600.1	112.4	0	-90	30
VHM0526	721101.2	6053599.8	112.4	0	-90	30

VHM Limited
ABN 58 601 004 102
Suite 1, Level 11, 330 Collins St
Melbourne VIC 3000

For personal use only

BHID	EASTING	NORTHING	RL	AZIMUTH	DIP	DEPTH
VHM0527	721050.6	6053599.5	111.8	0	-90	30
VHM0528	720748.6	6053598.9	110.8	0	-90	27
VHM0529	720649.7	6053599.2	111.6	0	-90	27
VHM0530	720449.5	6053600.5	111.3	0	-90	27
VHM0531	720252.3	6053599.4	110.3	0	-90	27
VHM0532	720050.0	6053600.8	108.6	0	-90	27
VHM0533	719850.7	6053599.6	105.6	0	-90	45
VHM0534	721299.9	6053400.1	111.6	0	-90	30
VHM0535	721199.5	6053399.9	111.7	0	-90	30
VHM0536	721299.5	6053200.1	111.4	0	-90	30
VHM0537	721201.1	6053199.6	111.4	0	-90	30
VHM0538	721050.1	6053199.8	111.1	0	-90	27
VHM0539	720850.1	6053199.9	111.1	0	-90	27
VHM0540	720648.9	6053199.9	112.4	0	-90	27
VHM0541	720450.1	6053200.0	110.6	0	-90	30
VHM0542	721599.4	6053004.8	111.5	0	-90	33
VHM0543	720398.5	6053200.8	110.7	0	-90	30
VHM0544	720300.6	6053201.7	112.0	0	-90	30
VHM0545	720248.7	6053201.2	112.8	0	-90	30
VHM0546	720299.7	6053598.3	110.7	0	-90	27
VHM0547	720201.8	6053998.5	105.5	0	-90	24
VHM0548	720299.6	6053997.6	106.7	0	-90	24
VHM0549	720499.6	6052802.1	110.3	0	-90	30
VHM0550	720450.0	6052801.0	110.3	0	-90	30
VHM0551	720398.2	6052800.2	110.5	0	-90	30
VHM0552	720299.3	6052798.9	111.2	0	-90	30
VHM0553	720350.5	6052400.4	111.0	0	-90	30
VHM0554	720398.1	6052399.2	110.7	0	-90	30
VHM0555	720449.3	6052398.9	110.6	0	-90	30
VHM0556	720498.0	6052398.7	110.4	0	-90	30
VHM0557	718250.2	6053599.2	87.8	0	-90	36
VHM0558	718060.2	6053200.0	88.2	0	-90	39
VHM0559	718250.1	6053200.2	89.3	0	-90	41
VHM0560	718448.9	6053200.1	92.1	0	-90	42
VHM0561	719448.6	6052799.2	110.0	0	-90	48
VHM0562	720599.7	6054800.4	109.4	0	-90	24
VHM0563	720701.1	6054799.8	108.6	0	-90	24
VHM0564	720799.3	6054800.5	107.4	0	-90	27
VHM0565	720898.6	6054800.4	107.4	0	-90	30
VHM0566	721004.1	6054800.2	108.9	0	-90	30
VHM0567	720400.2	6054399.5	108.3	0	-90	24
VHM0568	720500.7	6054400.2	110.3	0	-90	24
VHM0569	720599.8	6054400.7	111.8	0	-90	24
VHM0570	720698.9	6054400.6	112.3	0	-90	30
VHM0571	720799.8	6054399.6	111.1	0	-90	27
VHM0572	720999.8	6054401.3	109.5	0	-90	30

VHM Limited
ABN 58 601 004 102
Suite 1, Level 11, 330 Collins St
Melbourne VIC 3000

BHID	EASTING	NORTHING	RL	AZIMUTH	DIP	DEPTH
VHM0573	720900.0	6054400.8	109.1	0	-90	27
VHM0574	720400.4	6054002.2	107.7	0	-90	24
VHM0575	720499.4	6054000.4	108.7	0	-90	27
VHM0576	720600.8	6054000.6	110.2	0	-90	27
VHM0577	720705.7	6053998.2	104.0	0	-90	21
VHM0578	720800.9	6054000.4	106.8	0	-90	27
VHM0579	720898.9	6054000.5	106.3	0	-90	27
VHM0580	720999.1	6054000.2	109.7	0	-90	30
VHM0581	720399.2	6053600.3	110.9	0	-90	27
VHM0582	720499.8	6053600.0	112.2	0	-90	27
VHM0583	720599.3	6053600.1	111.1	0	-90	27
VHM0584	720700.4	6053600.2	111.9	0	-90	27
VHM0585	720848.5	6053600.0	110.0	0	-90	27
VHM0586	720901.1	6053600.0	109.9	0	-90	27
VHM0587	721001.1	6053600.3	111.2	0	-90	27

For personal use only

VHM Limited
ABN 58 601 004 102
Suite 1, Level 11, 330 Collins St
Melbourne VIC 3000

Appendix C Significant Intercepts – Drillhole Data

Downhole Significant intercepts based on Zone, excluding zones 200 and 201, included in Area 1 Mineral Resource Model

HoleID	FROM	TO	LENGTH	ZONE	THM[1]	SLIMES	OS	THM_SOR[2]
VHM0001	5	11	6	11	0.33	20.60	0.94	0.99
VHM0001	11	22	11	101	0.34	18.26	1.32	0.94
VHM0001	22	27	5	12	3.21	21.54	0.73	3.21
VHM0076	4	18	14	11	0.22	11.62	2.93	0.87
VHM0076	18	21	3	101	0.24	13.22	3.54	0.89
VHM0076	21	26	5	12	2.31	20.11	1.72	2.31
VHM0077	5	23	18	11	0.23	15.51	2.49	0.88
VHM0077	23	24	1	3	1.28	15.80	2.43	2.01
VHM0077	24	30	6	101	0.43	14.52	1.07	0.86
VHM0077	30	36	6	12	2.76	20.00	2.48	2.76
VHM0078	6	8	2	1	0.13	13.28	1.73	0.77
VHM0078	8	13	5	10	0.21	11.49	1.75	0.59
VHM0078	13	19	6	2	1.81	21.28	2.31	1.81
VHM0079	13	18	5	10	0.49	26.10	1.25	0.89
VHM0079	18	22	4	2	4.33	38.75	3.11	4.55
VHM0080	4	11	7	1	0.08	15.77	3.23	0.72
VHM0080	11	18	7	10	0.41	27.09	1.02	0.97
VHM0080	18	26	8	2	2.53	37.75	2.21	2.53
VHM0081	6	15	9	1	0.20	21.65	2.18	0.84
VHM0081	15	16	1	5	4.45	11.99	1.63	5.42
VHM0081	16	17	1	10	0.71	5.88	0.24	1.39
VHM0081	17	25	8	2	4.80	18.07	0.70	4.90
VHM0082	4	10	6	6	6.30	13.20	12.42	7.40
VHM0082	10	15	5	1	0.17	13.13	2.06	0.81
VHM0082	15	23	8	5	5.06	7.76	0.79	5.47
VHM0082	23	27	4	2	1.37	20.39	0.37	1.37
VHM0131	5	23	18	11	0.17	17.34	3.09	0.72
VHM0131	23	34	11	12	3.13	23.21	4.99	3.13
VHM0132	4	11	7	11	0.20	17.59	1.39	0.85
VHM0132	11	23	12	101	0.51	17.19	2.21	1.06
VHM0132	23	29	6	12	3.90	24.21	2.48	3.90
VHM0133	5	19	14	11	0.24	18.34	2.19	0.88
VHM0133	19	22	3	101	0.30	17.56	7.89	0.51
VHM0133	22	26	4	12	3.65	27.16	1.02	3.65
VHM0134	7	22	15	11	0.25	13.40	5.94	0.90
VHM0134	22	28	6	101	0.51	17.27	4.63	0.95
VHM0134	28	36	8	12	2.54	27.56	1.34	2.54
VHM0135	4	19	15	11	0.12	14.76	2.26	0.76
VHM0135	19	25	6	101	0.48	16.62	3.87	0.92
VHM0135	25	30	5	12	2.00	32.19	1.01	2.15
VHM0136	4	18	14	11	0.23	14.69	3.41	0.88
VHM0136	18	24	6	101	0.29	14.24	5.56	0.72

For personal use only

VHM Limited
ABN 58 601 004 102
Suite 1, Level 11, 330 Collins St
Melbourne VIC 3000

For personal use only

HoleID	FROM	TO	LENGTH	ZONE	THM[1]	SLIMES	OS	THM_SOR[2]
VHM0136	24	28	4	12	3.00	22.66	1.04	3.00
VHM0137	7	26	19	11	0.15	13.67	3.40	0.79
VHM0137	26	30	4	101	0.43	12.44	6.34	0.75
VHM0137	30	39	9	12	2.47	19.79	2.91	2.47
VHM0138	4	22	18	11	0.31	14.22	2.53	0.96
VHM0138	22	26	4	101	0.13	17.57	1.36	0.77
VHM0138	26	33	7	12	1.92	20.88	2.33	1.92
VHM0139	4	20	16	11	0.21	16.80	2.61	0.86
VHM0139	20	26	6	101	0.22	15.09	5.11	0.75
VHM0139	26	30	4	12	2.52	23.07	3.34	2.52
VHM0140	6	31	25	11	0.27	18.06	3.13	0.92
VHM0140	31	43	12	12	1.76	21.44	3.87	1.82
VHM0141	4	29	25	11	0.37	14.09	5.96	0.96
VHM0141	29	39	10	12	2.58	23.70	1.47	2.58
VHM0142	11	34	23	11	0.33	13.52	2.42	0.86
VHM0142	34	47	13	12	2.13	19.31	2.26	2.13
VHM0143	4	29	25	11	0.24	13.94	2.15	0.88
VHM0143	29	32	3	101	0.41	16.31	1.57	0.62
VHM0143	32	41	9	12	2.14	25.26	0.92	2.14
VHM0144	5	26	21	11	0.16	13.32	2.26	0.80
VHM0144	26	39	13	12	1.79	18.90	1.14	1.98
VHM0145	8	35	27	11	0.22	14.65	2.68	0.87
VHM0145	35	41	6	101	0.31	17.12	1.62	0.74
VHM0145	41	48	7	12	1.60	23.66	1.31	1.60
VHM0146	4	28	24	11	0.13	16.75	2.64	0.77
VHM0146	28	34	6	101	0.44	16.95	1.59	0.77
VHM0146	34	43	9	12	2.37	21.76	2.31	2.37
VHM0147	4	25	21	11	0.26	14.01	4.18	0.91
VHM0147	25	26	1	101	0.51	15.64	1.61	1.18
VHM0147	26	27	1	3	1.32	18.77	0.55	2.05
VHM0147	27	31	4	101	0.37	12.59	1.64	0.70
VHM0147	31	39	8	12	2.42	19.49	1.70	2.42
VHM0148	9	34	25	11	0.48	15.73	1.86	1.15
VHM0148	34	36	2	3	1.14	21.80	1.64	1.85
VHM0148	36	40	4	101	0.48	14.30	0.71	0.98
VHM0148	40	50	10	12	1.47	18.90	1.45	1.47
VHM0149	5	30	25	11	0.14	11.85	8.73	0.79
VHM0149	30	36	6	101	0.33	17.37	0.85	0.76
VHM0149	36	44	8	12	1.69	22.98	0.91	1.69
VHM0150	4	27	23	11	0.25	17.49	2.20	0.89
VHM0150	27	31	4	3	1.36	18.45	1.72	2.10
VHM0150	31	33	2	101	0.36	19.62	1.75	0.36
VHM0150	33	43	10	12	1.93	23.10	2.90	2.17
VHM0151	3	10	7	1	0.27	14.61	2.88	0.92
VHM0151	10	14	4	10	0.37	14.70	1.35	0.69
VHM0151	14	21	7	2	1.84	18.81	0.84	2.11

VHM Limited
ABN 58 601 004 102
Suite 1, Level 11, 330 Collins St
Melbourne VIC 3000

For personal use only

HoleID	FROM	TO	LENGTH	ZONE	THM[1]	SLIMES	OS	THM_SOR[2]
VHM0152	6	30	24	11	0.16	16.93	1.92	0.80
VHM0152	30	31	1	3	0.94	10.77	4.23	1.64
VHM0152	31	36	5	101	0.35	13.03	1.41	0.88
VHM0152	36	43	7	12	1.66	21.03	1.80	1.66
VHM0153	4	15	11	1	0.19	11.82	1.93	0.83
VHM0153	15	19	4	10	0.18	15.42	0.77	0.66
VHM0153	19	25	6	2	1.82	21.23	0.85	2.00
VHM0154	1	11	10	1	0.21	13.94	2.70	0.86
VHM0154	11	12	1	4	1.80	15.41	4.22	2.57
VHM0154	12	14	2	10	0.14	11.18	6.26	0.45
VHM0154	14	21	7	2	1.90	18.84	2.19	2.29
VHM0155	3	21	18	1	0.05	14.25	3.02	0.69
VHM0155	21	23	2	10	0.28	14.97	0.46	0.28
VHM0155	23	29	6	2	1.20	16.17	1.64	1.20
VHM0156	2	16	14	1	0.10	14.97	1.80	0.74
VHM0156	16	19	3	10	0.25	16.93	0.28	0.46
VHM0156	19	25	6	2	1.79	18.17	0.57	1.93
VHM0157	3	16	13	1	0.18	15.88	1.89	0.83
VHM0157	16	20	4	10	0.15	12.94	0.26	0.47
VHM0157	20	26	6	2	1.81	14.31	1.35	2.34
VHM0158	2	16	14	1	0.09	10.44	1.81	0.72
VHM0158	16	20	4	10	0.29	13.01	0.20	0.60
VHM0158	20	25	5	2	2.72	16.83	0.71	2.72
VHM0159	3	10	7	1	0.44	14.93	4.10	1.10
VHM0159	10	12	2	4	2.18	21.64	1.25	2.98
VHM0159	12	15	3	10	0.27	14.37	0.24	0.70
VHM0159	15	21	6	2	1.30	16.10	2.61	1.30
VHM0160	2	10	8	1	0.16	14.08	1.94	0.80
VHM0160	10	11	1	10	0.74	12.21	0.09	1.43
VHM0160	11	12	1	4	2.53	18.55	2.67	3.35
VHM0160	12	16	4	10	0.13	13.29	2.87	0.61
VHM0160	16	22	6	2	1.53	14.77	3.21	1.53
VHM0161	2	13	11	1	0.31	16.89	1.40	0.97
VHM0161	13	16	3	10	0.45	19.12	0.54	0.89
VHM0161	16	22	6	2	1.99	16.74	1.42	2.14
VHM0162	2	13	11	1	0.10	15.53	2.27	0.74
VHM0162	13	18	5	10	0.16	15.57	0.59	0.54
VHM0162	18	23	5	2	2.27	20.90	2.22	2.27
VHM0163	1	12	11	1	0.11	10.96	6.76	0.75
VHM0163	12	17	5	10	0.15	13.08	0.70	0.66
VHM0163	17	22	5	2	2.71	13.98	2.29	2.90
VHM0164	2	16	14	1	0.15	13.49	1.72	0.79
VHM0164	16	17	1	10	0.21	10.24	3.75	0.21
VHM0164	17	22	5	2	2.21	16.09	1.62	2.87
VHM0165	3	16	13	1	0.14	10.82	2.81	0.78
VHM0165	16	20	4	10	0.39	14.89	1.15	0.71

VHM Limited
ABN 58 601 004 102
Suite 1, Level 11, 330 Collins St
Melbourne VIC 3000

For personal use only

HoleID	FROM	TO	LENGTH	ZONE	THM[1]	SLIMES	OS	THM_SOR[2]
VHM0165	20	23	3	2	3.38	16.55	3.55	3.38
VHM0166	0	13	13	1	0.16	13.88	11.74	0.80
VHM0166	13	21	8	10	0.18	18.01	0.65	0.74
VHM0166	21	25	4	2	3.26	15.02	1.77	3.26
VHM0167	4	13	9	1	0.25	9.84	12.55	0.89
VHM0167	13	20	7	10	0.34	17.05	1.33	0.80
VHM0167	20	25	5	2	2.47	15.45	1.42	3.15
VHM0168	4	20	16	1	0.24	15.33	2.96	0.76
VHM0168	20	24	4	2	2.96	15.98	0.90	3.60
VHM0169	4	14	10	1	0.13	12.72	7.05	0.77
VHM0169	14	21	7	10	0.34	19.26	1.25	0.80
VHM0169	21	25	4	2	3.62	15.48	4.59	3.62
VHM0170	4	16	12	1	0.09	14.26	1.76	0.72
VHM0170	16	19	3	10	0.14	13.03	1.15	0.78
VHM0170	19	24	5	2	1.92	13.46	4.08	2.23
VHM0171	2	14	12	1	0.09	13.15	3.91	0.73
VHM0171	14	19	5	10	0.27	17.30	0.84	0.66
VHM0171	19	24	5	2	2.91	16.20	2.91	3.47
VHM0172	3	14	11	1	0.19	14.90	2.47	0.83
VHM0172	14	20	6	10	0.46	15.63	0.95	0.90
VHM0172	20	24	4	2	4.36	17.23	4.53	4.84
VHM0173	3	13	10	1	0.18	16.66	1.08	0.82
VHM0173	13	17	4	10	0.22	19.26	0.73	0.87
VHM0173	17	23	6	2	2.09	13.79	3.41	2.09
VHM0174	3	12	9	1	0.27	15.44	2.28	0.92
VHM0174	12	18	6	10	0.26	19.66	0.81	0.81
VHM0174	18	24	6	2	2.47	15.68	2.73	2.47
VHM0175	1	13	12	1	0.16	15.33	2.34	0.80
VHM0175	13	18	5	10	0.24	18.91	0.78	0.89
VHM0175	18	24	6	2	3.23	18.11	2.44	3.23
VHM0176	4	14	10	1	0.11	16.05	1.33	0.75
VHM0176	14	17	3	10	0.24	18.87	0.64	0.89
VHM0176	17	23	6	2	2.98	17.22	2.08	3.26
VHM0177	5	12	7	1	0.28	13.04	0.41	0.93
VHM0177	12	23	11	2	1.71	16.22	2.26	2.02
VHM0178	4	16	12	1	0.20	15.99	1.23	0.85
VHM0178	16	22	6	2	3.95	16.01	2.37	3.95
VHM0179	3	11	8	1	0.17	16.63	0.15	0.81
VHM0179	11	14	3	10	0.54	11.26	0.84	1.21
VHM0179	14	23	9	2	3.11	12.46	0.95	3.21
VHM0180	3	15	12	1	0.28	14.35	2.28	0.93
VHM0180	15	24	9	2	3.11	15.35	1.43	3.45
VHM0181	3	14	11	1	0.29	15.57	2.24	0.94
VHM0181	14	17	3	5	0.56	17.98	0.61	1.01
VHM0181	17	23	6	2	4.01	16.41	4.73	4.01
VHM0182	3	14	11	1	0.08	13.22	3.64	0.72

VHM Limited
ABN 58 601 004 102
Suite 1, Level 11, 330 Collins St
Melbourne VIC 3000

For personal use only

HoleID	FROM	TO	LENGTH	ZONE	THM[1]	SLIMES	OS	THM_SOR[2]
VHM0182	14	17	3	5	0.49	13.79	4.74	0.70
VHM0182	17	23	6	2	4.63	18.10	1.48	4.63
VHM0183	3	14	11	1	0.41	10.93	4.00	1.07
VHM0183	14	17	3	5	2.50	16.10	0.78	2.78
VHM0183	17	23	6	2	4.03	16.43	2.34	4.18
VHM0184	3	14	11	1	0.52	14.52	5.81	1.19
VHM0184	14	17	3	5	3.67	14.11	0.27	4.57
VHM0184	17	18	1	10	0.71	9.90	1.43	0.71
VHM0184	18	25	7	2	4.00	14.15	1.18	4.62
VHM0185	3	14	11	1	0.16	15.05	1.85	0.80
VHM0185	14	16	2	5	1.18	13.52	12.85	1.53
VHM0185	16	23	7	2	4.28	15.47	1.86	4.41
VHM0186	3	12	9	1	0.20	12.68	5.02	0.85
VHM0186	12	15	3	5	2.50	20.17	1.47	3.06
VHM0186	15	22	7	2	5.05	16.44	2.73	5.05
VHM0187	2	13	11	1	0.29	15.50	0.89	0.94
VHM0187	13	14	1	10	0.43	15.30	2.65	1.09
VHM0187	14	22	8	2	4.11	15.66	1.74	4.21
VHM0188	2	12	10	1	0.27	23.45	1.46	0.92
VHM0188	12	13	1	10	0.74	20.04	0.55	1.43
VHM0188	13	24	11	2	2.38	18.12	2.10	2.60
VHM0189	4	14	10	1	0.08	12.52	1.64	0.71
VHM0189	14	18	4	5	2.05	15.67	0.95	2.23
VHM0189	18	25	7	2	4.09	14.05	3.00	4.09
VHM0190	3	15	12	1	0.17	12.29	8.94	0.82
VHM0190	15	18	3	5	1.59	15.23	0.71	1.59
VHM0190	18	24	6	2	4.58	17.79	1.91	5.21
VHM0191	3	13	10	1	0.14	14.19	2.54	0.78
VHM0191	13	16	3	5	1.73	18.79	2.10	2.24
VHM0191	16	17	1	10	0.60	15.99	0.97	0.60
VHM0191	17	24	7	2	5.40	16.97	2.54	5.40
VHM0192	4	13	9	1	0.22	19.56	4.03	0.87
VHM0192	13	15	2	10	0.43	14.20	1.04	1.09
VHM0192	15	24	9	2	2.76	14.42	3.06	2.76
VHM0193	3	16	13	1	0.19	10.23	0.96	0.83
VHM0193	16	19	3	5	3.16	13.80	0.25	3.71
VHM0193	19	24	5	2	5.94	15.26	1.21	5.94
VHM0194	3	14	11	1	0.13	13.01	2.57	0.77
VHM0194	14	16	2	5	3.18	14.62	0.76	4.05
VHM0194	16	18	2	1	0.61	10.06	1.33	0.94
VHM0194	18	24	6	2	5.02	16.09	1.85	5.77
VHM0195	3	14	11	1	0.09	12.57	2.22	0.73
VHM0195	14	15	1	10	0.16	19.64	0.83	0.80
VHM0195	15	24	9	2	4.34	13.63	2.44	4.34
VHM0196	3	11	8	1	0.16	14.48	0.08	0.80
VHM0196	11	15	4	10	0.53	14.80	1.90	1.02

VHM Limited
ABN 58 601 004 102
Suite 1, Level 11, 330 Collins St
Melbourne VIC 3000

For personal use only

HoleID	FROM	TO	LENGTH	ZONE	THM[1]	SLIMES	OS	THM_SOR[2]
VHM0196	15	23	8	2	2.86	16.08	1.87	2.86
VHM0197	3	14	11	1	0.17	12.53	1.24	0.81
VHM0197	14	18	4	10	0.29	16.33	0.45	0.94
VHM0197	18	24	6	2	2.54	25.23	3.55	2.54
VHM0198	3	14	11	1	0.40	10.25	2.52	1.06
VHM0198	14	18	4	5	4.46	6.68	0.83	5.43
VHM0198	18	21	3	1	0.29	7.25	1.47	0.50
VHM0198	21	26	5	2	4.04	21.76	2.62	4.26
VHM0199	3	16	13	1	0.27	6.44	3.02	0.92
VHM0199	16	19	3	5	4.36	7.90	1.56	5.09
VHM0199	19	20	1	1	0.52	11.15	1.70	0.52
VHM0199	20	28	8	2	5.92	15.98	3.11	5.92
VHM0200	4	15	11	1	0.26	12.06	1.28	0.91
VHM0200	15	19	4	5	2.46	11.50	0.88	2.94
VHM0200	19	20	1	1	0.53	11.48	3.12	0.53
VHM0200	20	27	7	2	7.62	17.15	1.12	7.62
VHM0201	3	15	12	1	0.25	19.23	0.72	0.90
VHM0201	15	18	3	5	1.41	11.98	0.23	1.41
VHM0201	18	25	7	2	3.65	15.77	1.34	3.65
VHM0202	4	17	13	1	0.06	15.71	2.46	0.69
VHM0202	17	19	2	5	0.46	15.18	0.91	0.46
VHM0202	19	27	8	2	5.35	15.70	2.77	5.35
VHM0203	4	14	10	1	0.11	15.70	0.94	0.75
VHM0203	14	19	5	5	0.29	18.49	0.73	0.67
VHM0203	19	25	6	2	5.11	18.52	2.47	5.11
VHM0204	4	13	9	1	0.20	18.88	1.84	0.84
VHM0204	13	17	4	5	2.66	11.60	0.81	3.31
VHM0204	17	18	1	1	0.70	12.35	3.34	0.70
VHM0204	18	25	7	2	4.96	19.18	1.99	4.96
VHM0205	4	13	9	1	0.36	11.66	11.15	1.02
VHM0205	13	16	3	5	1.21	14.58	11.63	1.46
VHM0205	16	24	8	2	5.92	17.01	1.91	5.92
VHM0206	3	9	6	1	0.12	9.38	7.75	0.76
VHM0206	9	11	2	10	0.40	9.87	8.75	1.06
VHM0206	11	19	8	2	2.88	18.91	3.77	2.88
VHM0207	3	9	6	1	0.68	13.65	1.75	1.36
VHM0207	9	13	4	10	0.37	13.38	0.07	0.69
VHM0207	13	18	5	2	2.81	14.69	2.94	2.81
VHM0208	2	14	12	1	0.24	13.46	1.57	0.56
VHM0208	14	16	2	10	0.42	17.04	0.45	0.42
VHM0208	16	21	5	2	2.01	15.32	1.09	2.01
VHM0209	3	11	8	1	0.22	12.47	4.13	0.53
VHM0209	11	12	1	10	0.17	16.81	8.04	0.17
VHM0209	12	18	6	2	1.98	15.27	2.20	1.98
VHM0210	9	25	16	11	0.21	15.26	4.12	0.70
VHM0210	25	28	3	7	2.54	16.76	1.17	2.54

VHM Limited
ABN 58 601 004 102
Suite 1, Level 11, 330 Collins St
Melbourne VIC 3000

For personal use only

HoleID	FROM	TO	LENGTH	ZONE	THM[1]	SLIMES	OS	THM_SOR[2]
VHM0210	28	31	3	101	0.51	13.43	0.24	0.51
VHM0210	31	39	8	12	1.71	14.80	1.93	1.81
VHM0211	7	26	19	11	0.19	17.20	0.44	0.84
VHM0211	26	27	1	7	0.88	14.55	4.43	1.58
VHM0211	27	30	3	101	0.19	11.74	0.82	0.62
VHM0211	30	37	7	12	2.03	15.43	1.24	2.03
VHM0212	5	27	22	11	0.25	17.34	1.02	0.90
VHM0212	27	28	1	7	0.57	15.83	2.51	1.24
VHM0212	28	29	1	11	0.21	16.41	3.07	0.86
VHM0212	29	33	4	101	0.23	12.42	1.69	0.55
VHM0212	33	41	8	12	1.62	19.53	0.87	1.62
VHM0213	4	11	7	11	0.12	11.99	3.70	0.76
VHM0213	11	12	1	7	1.32	22.78	0.97	2.05
VHM0213	12	16	4	101	0.33	16.28	0.28	0.64
VHM0213	16	22	6	12	1.79	16.90	1.08	1.79
VHM0214	2	10	8	1	0.11	12.27	0.39	0.54
VHM0214	10	11	1	10	0.28	14.57	0.43	0.28
VHM0214	11	16	5	2	1.62	15.36	2.22	1.62
VHM0215	10	16	6	10	0.20	15.94	0.56	0.63
VHM0215	16	21	5	2	3.41	15.74	1.50	3.41
VHM0216	2	13	11	1	0.13	11.97	8.31	0.77
VHM0216	13	14	1	4	1.43	16.03	0.90	2.17
VHM0216	14	19	5	10	0.33	12.99	1.13	0.72
VHM0216	19	23	4	2	2.74	16.91	2.54	2.74
VHM0217	9	14	5	4	0.67	13.48	1.69	1.08
VHM0217	14	20	6	2	4.03	16.35	2.72	4.03
VHM0218	12	15	3	5	0.89	17.24	0.55	1.33
VHM0218	15	24	9	2	3.88	16.14	1.81	3.88
VHM0219	2	11	9	1	0.38	19.47	1.79	1.04
VHM0219	11	14	3	5	1.09	14.00	2.09	1.80
VHM0219	14	22	8	2	3.28	15.86	1.64	3.28
VHM0220	2	10	8	1	0.31	11.10	4.87	0.96
VHM0220	10	16	6	4	0.49	14.20	2.52	0.93
VHM0220	16	21	5	2	2.77	15.67	2.08	2.77
VHM0221	2	4	2	1	0.77	18.96	6.48	1.46
VHM0221	4	5	1	4	1.26	21.50	1.14	1.99
VHM0221	5	12	7	10	0.46	13.73	0.39	0.93
VHM0221	12	18	6	2	2.15	14.78	0.86	2.15
VHM0222	2	10	8	1	0.09	13.80	1.23	0.73
VHM0222	10	15	5	10	0.40	14.13	0.50	0.93
VHM0222	15	21	6	2	2.44	13.04	0.89	2.44
VHM0223	6	11	5	10	0.56	13.88	0.59	0.95
VHM0223	11	15	4	2	2.58	16.85	0.88	2.58
VHM0224	2	13	11	1	0.38	19.25	1.99	1.04
VHM0224	13	17	4	10	0.33	16.52	0.50	0.82
VHM0224	17	22	5	2	3.44	16.47	1.35	3.44

VHM Limited
ABN 58 601 004 102
Suite 1, Level 11, 330 Collins St
Melbourne VIC 3000

For personal use only

HoleID	FROM	TO	LENGTH	ZONE	THM[1]	SLIMES	OS	THM_SOR[2]
VHM0225	4	17	13	1	0.21	13.58	2.07	0.76
VHM0225	17	24	7	2	2.49	27.26	2.12	2.49
VHM0226	3	8	5	1	0.50	13.19	3.95	1.17
VHM0226	8	11	3	4	1.98	16.85	0.88	2.76
VHM0226	11	14	3	10	0.38	16.59	0.70	0.81
VHM0226	14	21	7	2	2.35	14.52	0.89	2.35
VHM0227	4	15	11	1	0.22	14.65	0.89	0.87
VHM0227	15	22	7	2	2.32	13.99	1.81	2.32
VHM0228	3	6	3	1	0.60	18.62	1.38	1.27
VHM0228	6	8	2	4	2.29	17.81	0.19	3.09
VHM0228	8	12	4	10	0.30	16.44	2.28	0.78
VHM0228	12	19	7	2	2.32	16.82	0.93	2.93
VHM0229	1	15	14	1	0.31	12.89	1.30	0.96
VHM0229	15	17	2	10	0.37	13.21	1.85	0.37
VHM0229	17	22	5	2	4.62	15.46	1.47	4.62
VHM0230	2	13	11	1	0.26	19.69	2.97	0.91
VHM0230	13	17	4	10	0.18	20.80	2.43	0.66
VHM0230	17	22	5	2	3.66	18.27	1.03	3.66
VHM0231	4	15	11	1	0.36	14.31	0.69	1.02
VHM0231	15	17	2	10	0.24	15.17	0.56	0.89
VHM0231	17	26	9	2	2.81	17.03	1.35	2.81
VHM0232	3	15	12	1	0.23	14.38	3.10	0.88
VHM0232	15	16	1	10	0.61	20.65	0.94	1.29
VHM0232	16	26	10	2	3.59	16.95	4.91	3.66
VHM0233	4	17	13	1	0.16	13.57	0.82	0.80
VHM0233	17	21	4	5	4.45	14.44	1.19	4.68
VHM0233	21	27	6	2	4.99	16.00	0.93	4.99
VHM0234	2	11	9	1	0.17	10.10	6.70	0.81
VHM0234	11	12	1	4	0.59	13.24	0.01	1.27
VHM0234	12	16	4	10	0.30	17.72	0.39	0.62
VHM0234	16	20	4	2	3.35	20.24	2.98	3.35
VHM0235	3	11	8	1	0.13	18.80	2.31	0.76
VHM0235	11	12	1	10	0.06	18.76	1.92	0.70
VHM0235	12	13	1	4	0.48	14.07	3.40	1.15
VHM0235	13	15	2	10	0.34	14.16	0.86	0.66
VHM0235	15	23	8	2	3.21	15.95	1.43	3.21
VHM0236	3	16	13	1	0.09	15.81	1.75	0.73
VHM0236	16	18	2	5	0.91	13.88	0.20	0.91
VHM0236	18	27	9	2	3.35	16.51	1.70	3.35
VHM0237	3	17	14	1	0.14	6.00	1.08	0.78
VHM0237	17	18	1	5	0.27	1.72	0.68	0.27
VHM0237	18	19	1	1	0.27	6.39	2.23	0.27
VHM0237	19	26	7	2	4.86	15.38	1.61	4.86
VHM0238	9	13	4	10	0.03	17.39	0.43	0.66
VHM0238	13	20	7	2	3.27	18.49	1.45	3.27
VHM0239	5	12	7	1	0.29	15.00	2.14	0.94

VHM Limited
ABN 58 601 004 102
Suite 1, Level 11, 330 Collins St
Melbourne VIC 3000

For personal use only

HoleID	FROM	TO	LENGTH	ZONE	THM[1]	SLIMES	OS	THM_SOR[2]
VHM0239	12	17	5	10	0.06	16.77	0.78	0.69
VHM0239	17	24	7	2	4.97	19.60	1.81	4.97
VHM0240	4	17	13	1	0.33	12.31	1.91	0.89
VHM0240	17	18	1	5	0.77	9.84	1.46	0.77
VHM0240	18	25	7	2	4.40	17.11	0.95	4.40
VHM0241	3	14	11	1	0.28	10.68	1.00	0.93
VHM0241	14	18	4	5	4.96	10.45	0.32	5.76
VHM0241	18	19	1	1	0.29	8.54	2.95	0.29
VHM0241	19	26	7	2	4.23	16.12	1.74	4.23
VHM0242	3	15	12	1	0.09	16.00	1.26	0.73
VHM0242	15	19	4	5	2.95	15.60	1.68	3.46
VHM0242	19	26	7	2	4.80	17.66	1.39	4.80
VHM0243	4	17	13	1	0.07	12.92	0.74	0.71
VHM0243	17	21	4	5	1.26	11.14	0.72	1.64
VHM0243	21	27	6	2	4.66	16.47	2.53	4.66
VHM0244	3	18	15	1	0.17	6.75	2.06	0.62
VHM0244	18	19	1	5	0.99	11.88	3.31	0.99
VHM0244	19	26	7	2	6.05	18.42	3.18	6.05
VHM0245	5	14	9	1	0.14	14.95	2.66	0.78
VHM0245	14	15	1	5	1.35	19.09	0.74	2.08
VHM0245	15	16	1	1	0.40	16.94	0.23	1.06
VHM0245	16	26	10	2	4.45	19.21	0.97	4.45
VHM0246	4	14	10	1	0.12	12.30	2.24	0.76
VHM0246	14	17	3	5	2.12	16.71	0.84	2.38
VHM0246	17	25	8	2	4.34	18.57	2.20	4.34
VHM0247	4	21	17	1	0.13	7.88	1.40	0.63
VHM0247	21	28	7	2	2.70	13.59	1.13	2.70
VHM0248	4	22	18	1	0.17	12.21	1.34	0.81
VHM0248	22	23	1	10	0.18	14.26	0.10	0.82
VHM0248	23	29	6	2	1.65	12.88	0.57	1.65
VHM0249	4	21	17	1	0.22	12.45	2.01	0.87
VHM0249	21	28	7	2	1.16	12.89	0.61	1.16
VHM0250	3	21	18	1	0.22	7.70	1.18	0.65
VHM0250	21	26	5	2	2.35	13.71	0.71	2.35
VHM0251	3	20	17	1	0.08	5.66	1.18	0.56
VHM0251	20	26	6	2	2.50	11.82	1.37	2.50
VHM0252	4	5	1	1	0.73	27.17	2.29	1.42
VHM0252	5	8	3	6	6.13	11.01	0.89	7.23
VHM0252	8	14	6	1	0.22	13.90	0.65	0.86
VHM0252	14	20	6	5	13.19	9.62	1.50	14.68
VHM0252	20	27	7	2	1.09	13.13	0.53	1.09
VHM0253	4	5	1	1	0.45	25.36	14.74	1.11
VHM0253	5	8	3	6	13.48	10.53	8.55	15.12
VHM0253	8	14	6	1	0.25	12.06	9.26	0.90
VHM0253	14	20	6	5	7.44	6.49	1.16	8.38
VHM0253	20	27	7	2	1.74	11.98	1.09	1.74

VHM Limited
ABN 58 601 004 102
Suite 1, Level 11, 330 Collins St
Melbourne VIC 3000

For personal use only

HoleID	FROM	TO	LENGTH	ZONE	THM[1]	SLIMES	OS	THM_SOR[2]
VHM0254	3	22	19	1	0.15	7.24	1.23	0.60
VHM0254	22	26	4	2	1.81	14.36	0.26	1.81
VHM0255	3	20	17	1	0.18	6.27	1.01	0.75
VHM0255	20	21	1	10	0.29	6.84	1.77	0.29
VHM0255	21	26	5	2	2.51	15.41	0.55	2.51
VHM0256	3	21	18	1	0.27	5.46	0.85	0.69
VHM0256	21	26	5	2	2.10	14.44	0.56	2.10
VHM0257	4	5	1	1	0.86	15.98	23.72	1.56
VHM0257	5	9	4	6	4.79	7.30	6.06	5.78
VHM0257	9	21	12	1	0.21	7.67	1.44	0.75
VHM0257	21	27	6	2	1.91	13.67	1.17	2.04
VHM0258	4	6	2	1	0.35	18.98	5.05	1.01
VHM0258	6	11	5	6	3.47	10.32	0.86	4.36
VHM0258	11	17	6	1	0.27	13.66	1.10	0.92
VHM0258	17	21	4	5	2.09	9.04	0.93	2.50
VHM0258	21	27	6	2	2.63	16.20	1.85	2.63
VHM0259	4	14	10	1	0.11	13.93	3.94	0.75
VHM0259	14	17	3	5	2.80	15.38	0.22	3.64
VHM0259	17	19	2	1	0.36	11.81	1.45	0.36
VHM0259	19	24	5	2	5.47	24.48	1.54	5.47
VHM0260	4	14	10	1	0.04	15.34	0.77	0.67
VHM0260	14	17	3	5	3.62	16.78	0.75	4.53
VHM0260	17	19	2	1	0.38	10.59	1.85	0.38
VHM0260	19	24	5	2	5.86	16.71	2.13	5.86
VHM0261	4	16	12	1	1.18	15.89	1.51	1.90
VHM0261	16	18	2	5	4.96	19.21	0.66	4.96
VHM0261	18	26	8	2	3.87	20.68	1.13	4.03
VHM0262	4	18	14	1	0.60	16.42	1.02	1.03
VHM0262	18	19	1	5	3.73	18.53	0.23	3.73
VHM0262	19	20	1	1	1.04	10.41	1.30	1.04
VHM0262	20	24	4	2	5.41	30.36	1.34	5.41
VHM0263	4	14	10	1	0.18	8.50	1.01	0.82
VHM0263	14	17	3	5	0.11	7.96	0.15	0.54
VHM0263	17	24	7	2	1.43	17.24	2.30	1.43
VHM0264	4	17	13	1	0.15	13.62	1.13	0.79
VHM0264	17	18	1	5	0.56	14.80	0.17	0.56
VHM0264	18	26	8	2	2.72	17.24	2.18	2.72
VHM0265	6	14	8	1	0.11	15.15	4.82	0.75
VHM0265	14	20	6	5	1.61	14.92	0.71	2.13
VHM0265	20	25	5	2	4.85	19.64	0.88	4.85
VHM0266	3	14	11	1	0.15	16.77	3.40	0.79
VHM0266	14	18	4	5	3.69	12.16	0.85	4.08
VHM0266	18	25	7	2	3.12	30.00	0.82	3.12
VHM0267	4	15	11	1	0.22	12.13	1.67	0.87
VHM0267	15	18	3	5	6.38	18.90	1.13	7.03
VHM0267	18	26	8	2	4.42	22.62	2.04	4.42

VHM Limited
ABN 58 601 004 102
Suite 1, Level 11, 330 Collins St
Melbourne VIC 3000

For personal use only

HoleID	FROM	TO	LENGTH	ZONE	THM[1]	SLIMES	OS	THM_SOR[2]
VHM0268	4	17	13	1	0.35	15.91	0.95	1.01
VHM0268	17	19	2	5	1.70	10.70	0.17	1.70
VHM0268	19	26	7	2	5.58	22.29	0.49	5.58
VHM0269	5	17	12	1	0.17	15.61	0.72	0.82
VHM0269	17	18	1	5	0.61	19.30	0.32	1.29
VHM0269	18	20	2	1	0.61	17.57	0.39	0.61
VHM0269	20	26	6	2	3.63	34.44	1.36	3.63
VHM0270	4	14	10	1	0.27	13.35	4.14	0.92
VHM0270	14	19	5	5	7.23	14.26	5.86	8.26
VHM0270	19	20	1	1	0.25	13.09	1.18	0.25
VHM0270	20	26	6	2	2.22	25.32	1.37	2.22
VHM0271	5	14	9	1	0.50	15.23	2.41	1.16
VHM0271	14	17	3	5	3.73	11.60	0.38	4.64
VHM0271	17	20	3	1	0.20	9.54	1.92	0.63
VHM0271	20	26	6	2	2.28	17.43	0.49	2.28
VHM0272	4	20	16	1	0.17	8.28	0.87	0.65
VHM0272	20	26	6	2	2.05	18.90	0.51	2.05
VHM0273	4	21	17	1	0.13	6.39	1.28	0.62
VHM0273	21	27	6	2	1.95	20.38	0.61	1.95
VHM0274	4	20	16	1	0.14	4.50	0.93	0.62
VHM0274	20	26	6	2	1.88	16.44	0.45	1.88
VHM0275	4	19	15	1	0.18	5.88	0.57	0.64
VHM0275	19	25	6	2	2.56	15.03	0.49	2.56
VHM0276	3	15	12	1	0.15	8.40	2.83	0.79
VHM0276	15	20	5	5	2.93	11.68	0.58	3.65
VHM0276	20	21	1	1	0.71	10.29	0.76	0.71
VHM0276	21	26	5	2	4.07	14.61	0.55	4.07
VHM0277	4	14	10	1	0.34	9.66	3.72	0.99
VHM0277	14	18	4	5	2.87	6.39	0.93	3.72
VHM0277	18	22	4	1	0.25	5.86	1.87	0.56
VHM0277	22	27	5	2	2.62	14.44	0.66	2.62
VHM0278	3	20	17	1	0.14	5.77	1.43	0.62
VHM0278	20	26	6	2	2.90	13.86	1.48	2.90
VHM0279	4	21	17	1	0.17	6.69	1.35	0.67
VHM0279	21	26	5	2	3.04	14.02	0.98	3.04
VHM0280	3	14	11	1	0.31	11.56	1.45	0.96
VHM0280	14	17	3	5	5.35	8.55	1.75	6.10
VHM0280	17	18	1	1	0.32	8.96	1.66	0.32
VHM0280	18	25	7	2	5.24	17.07	1.68	5.24
VHM0281	3	15	12	1	0.08	16.71	2.18	0.72
VHM0281	15	25	10	2	3.10	14.72	1.76	3.68
VHM0282	5	13	8	1	0.20	13.91	1.38	0.85
VHM0282	13	16	3	5	1.37	18.40	3.26	1.82
VHM0282	16	25	9	2	3.78	16.03	2.34	3.78
VHM0283	12	17	5	5	0.85	16.99	1.50	1.25
VHM0283	17	24	7	2	4.19	14.09	3.46	4.19

VHM Limited
ABN 58 601 004 102
Suite 1, Level 11, 330 Collins St
Melbourne VIC 3000

For personal use only

HoleID	FROM	TO	LENGTH	ZONE	THM[1]	SLIMES	OS	THM_SOR[2]
VHM0284	4	18	14	1	0.08	16.51	1.25	0.61
VHM0284	18	19	1	10	0.00	8.50	-	0.00
VHM0284	19	27	8	2	3.28	17.38	2.86	3.28
VHM0285	4	16	12	1	0.21	12.98	2.62	0.85
VHM0285	16	19	3	5	2.01	15.32	0.54	2.56
VHM0285	19	20	1	1	0.62	8.64	1.07	0.62
VHM0285	20	26	6	2	6.27	14.00	2.32	6.27
VHM0286	4	16	12	1	0.09	10.80	1.71	0.73
VHM0286	16	19	3	5	2.00	10.47	0.64	2.79
VHM0286	19	26	7	2	2.17	15.66	1.24	2.96
VHM0287	3	15	12	1	0.20	16.29	2.21	0.84
VHM0287	15	17	2	5	1.52	21.42	0.56	2.27
VHM0287	17	26	9	2	1.20	21.11	1.80	1.92
VHM0288	3	15	12	1	0.15	13.57	1.69	0.79
VHM0288	15	19	4	5	0.80	18.43	0.21	1.49
VHM0288	19	27	8	2	2.37	18.41	0.96	3.17
VHM0289	3	16	13	1	0.33	15.91	2.46	0.98
VHM0289	16	19	3	5	1.00	16.89	0.43	1.71
VHM0289	19	26	7	2	3.21	17.94	1.44	4.08
VHM0290	5	15	10	1	0.25	15.33	8.76	0.90
VHM0290	15	19	4	5	2.16	13.03	0.22	2.95
VHM0290	19	20	1	1	0.35	12.97	0.52	1.01
VHM0290	20	26	6	2	3.57	17.82	1.19	4.47
VHM0291	5	16	11	1	0.24	12.40	1.42	0.89
VHM0291	16	18	2	5	3.80	18.02	0.06	4.72
VHM0291	18	20	2	1	0.62	9.66	0.33	1.30
VHM0291	20	26	6	2	3.09	16.92	1.59	3.95
VHM0292	5	16	11	1	0.20	13.13	2.16	0.85
VHM0292	16	18	2	5	4.80	18.04	0.05	5.79
VHM0292	18	20	2	1	0.33	7.85	1.37	0.98
VHM0292	20	26	6	2	3.78	18.03	1.32	4.70
VHM0293	5	15	10	1	0.51	14.58	1.09	1.18
VHM0293	15	20	5	5	1.99	12.70	1.11	2.77
VHM0293	20	26	6	2	3.98	18.00	1.56	4.91
VHM0294	5	17	12	1	0.23	12.82	1.25	0.88
VHM0294	17	20	3	5	1.68	13.67	0.25	2.43
VHM0294	20	21	1	1	1.58	16.09	1.06	2.33
VHM0294	21	26	5	2	3.67	19.30	0.49	4.58
VHM0295	5	15	10	1	0.30	11.49	31.24	0.30
VHM0295	15	18	3	5	3.77	11.62	6.43	3.77
VHM0295	18	27	9	2	3.69	18.48	3.30	3.69
VHM0296	5	16	11	1	0.31	15.79	24.14	0.31
VHM0296	16	18	2	5	3.63	11.68	2.80	3.63
VHM0296	18	20	2	1	0.50	6.32	22.80	0.50
VHM0296	20	26	6	2	5.34	15.68	2.50	5.34
VHM0297	5	16	11	1	0.85	13.60	17.57	0.85

VHM Limited
ABN 58 601 004 102
Suite 1, Level 11, 330 Collins St
Melbourne VIC 3000

For personal use only

HoleID	FROM	TO	LENGTH	ZONE	THM[1]	SLIMES	OS	THM_SOR[2]
VHM0297	16	18	2	5	7.68	16.51	0.38	7.68
VHM0297	18	20	2	1	0.44	9.41	4.70	0.77
VHM0297	20	26	6	2	5.38	15.74	2.42	5.38
VHM0298	4	15	11	1	0.43	12.34	27.58	0.43
VHM0298	15	19	4	5	3.00	9.21	4.29	3.00
VHM0298	19	26	7	2	2.62	16.69	2.34	2.62
VHM0299	5	15	10	1	0.23	12.89	22.54	0.23
VHM0299	15	18	3	5	1.14	16.86	1.92	1.14
VHM0299	18	19	1	1	0.48	10.13	6.65	0.48
VHM0299	19	26	7	2	3.27	14.77	3.35	3.27
VHM0300	4	15	11	1	0.23	11.24	22.96	0.23
VHM0300	15	19	4	5	1.56	17.86	1.49	1.56
VHM0300	19	20	1	1	0.45	11.31	18.14	0.45
VHM0300	20	26	6	2	3.91	15.29	2.54	3.91
VHM0301	3	15	12	1	0.49	12.79	15.05	0.49
VHM0301	15	20	5	5	1.59	16.50	5.44	1.59
VHM0301	20	26	6	2	4.37	17.62	2.40	4.37
VHM0302	3	15	12	1	0.49	23.41	8.97	0.49
VHM0302	15	21	6	5	1.68	18.87	5.05	1.92
VHM0302	21	26	5	2	4.15	15.80	3.18	4.15
VHM0303	3	15	12	1	0.23	12.96	19.05	0.23
VHM0303	15	17	2	5	1.93	14.04	8.70	1.93
VHM0303	17	26	9	2	2.91	16.77	3.68	2.91
VHM0304	7	15	8	1	0.29	16.30	1.91	0.94
VHM0304	15	18	3	5	1.13	16.84	2.42	1.85
VHM0304	18	19	1	10	0.51	14.78	0.74	1.17
VHM0304	19	26	7	2	2.45	17.80	1.75	3.27
VHM0305	4	15	11	1	0.15	14.77	2.90	0.79
VHM0305	15	17	2	5	0.85	19.61	1.46	1.54
VHM0305	17	18	1	1	0.72	18.54	0.54	1.41
VHM0305	18	19	1	10	0.23	16.71	0.14	0.88
VHM0305	19	26	7	2	1.95	15.83	0.56	2.73
VHM0306	4	16	12	1	0.19	13.50	1.03	0.83
VHM0306	16	18	2	5	2.17	19.15	0.65	2.97
VHM0306	18	20	2	1	0.61	14.20	0.59	1.28
VHM0306	20	26	6	2	3.59	17.07	1.68	4.49
VHM0307	4	16	12	1	0.25	16.00	2.68	0.90
VHM0307	16	18	2	5	1.89	16.81	6.14	2.66
VHM0307	18	20	2	1	0.34	11.59	0.47	1.00
VHM0307	20	26	6	2	1.62	17.47	0.59	2.37
VHM0308	5	16	11	1	0.22	13.85	1.48	0.86
VHM0308	16	18	2	5	2.14	17.57	0.36	2.93
VHM0308	18	20	2	1	0.45	15.02	0.52	1.11
VHM0308	20	26	6	2	2.35	16.85	1.69	3.16
VHM0309	5	16	11	1	0.57	12.46	1.14	1.24
VHM0309	16	19	3	5	2.68	14.19	0.13	3.52

VHM Limited
ABN 58 601 004 102
Suite 1, Level 11, 330 Collins St
Melbourne VIC 3000

For personal use only

HoleID	FROM	TO	LENGTH	ZONE	THM[1]	SLIMES	OS	THM_SOR[2]
VHM0309	19	20	1	1	0.37	8.75	0.67	1.03
VHM0309	20	26	6	2	3.42	17.62	2.01	4.31
VHM0310	5	15	10	1	1.43	13.88	1.65	2.17
VHM0310	15	18	3	5	2.13	14.80	0.48	2.92
VHM0310	18	20	2	1	0.31	7.23	1.12	0.96
VHM0310	20	26	6	2	3.45	17.91	0.85	4.34
VHM0311	5	16	11	1	0.57	18.68	2.73	1.24
VHM0311	16	20	4	5	1.29	8.10	0.40	2.01
VHM0311	20	26	6	2	3.45	18.67	0.70	4.34
VHM0312	5	17	12	1	0.17	16.49	3.86	0.81
VHM0312	17	19	2	5	2.58	15.65	0.21	3.41
VHM0312	19	26	7	2	3.32	18.42	0.57	4.20
VHM0313	5	16	11	1	0.28	14.88	1.91	0.93
VHM0313	16	19	3	5	3.04	13.88	0.30	3.90
VHM0313	19	20	1	1	0.47	12.34	1.09	1.14
VHM0313	20	26	6	2	4.65	17.51	0.85	5.63
VHM0314	5	16	11	1	0.13	14.22	0.42	0.77
VHM0314	16	19	3	5	2.11	15.92	0.26	2.90
VHM0314	19	20	1	1	0.46	11.62	0.64	1.13
VHM0314	20	26	6	2	4.15	16.89	1.24	5.09
VHM0315	5	14	9	1	0.10	12.31	0.89	0.74
VHM0315	14	18	4	5	1.96	14.07	3.00	2.74
VHM0315	18	20	2	1	0.40	9.29	3.33	1.06
VHM0315	20	26	6	2	3.17	18.26	1.49	4.04
VHM0316	5	16	11	1	0.25	15.23	5.01	0.90
VHM0316	16	19	3	5	2.11	17.11	0.52	2.90
VHM0316	19	20	1	1	0.42	10.63	0.60	1.08
VHM0316	20	26	6	2	3.42	17.00	2.10	4.31
VHM0317	5	16	11	1	0.17	14.66	0.94	0.82
VHM0317	16	19	3	5	2.24	17.46	0.19	3.04
VHM0317	19	20	1	1	0.49	14.40	0.54	1.16
VHM0317	20	26	6	2	4.15	16.79	1.53	5.09
VHM0318	4	15	11	1	0.20	13.36	2.73	0.84
VHM0318	15	18	3	5	2.22	16.41	1.03	3.02
VHM0318	18	20	2	1	0.80	14.22	0.51	1.49
VHM0318	20	26	6	2	4.85	16.97	1.10	5.85
VHM0319	5	16	11	1	0.30	12.76	1.37	0.95
VHM0319	16	18	2	5	4.59	12.49	0.03	5.56
VHM0319	18	20	2	1	0.25	8.17	1.26	0.90
VHM0319	20	26	6	2	5.62	17.89	1.20	6.68
VHM0320	5	16	11	1	0.31	12.69	2.81	0.97
VHM0320	16	18	2	5	3.51	14.39	0.01	4.40
VHM0320	18	20	2	1	0.39	11.87	1.61	1.04
VHM0320	20	26	6	2	4.42	17.53	0.86	5.38
VHM0321	4	16	12	1	0.41	14.24	2.54	1.08
VHM0321	16	18	2	5	3.67	14.81	0.03	4.57

VHM Limited
ABN 58 601 004 102
Suite 1, Level 11, 330 Collins St
Melbourne VIC 3000

For personal use only

HoleID	FROM	TO	LENGTH	ZONE	THM[1]	SLIMES	OS	THM_SOR[2]
VHM0321	18	20	2	1	0.53	13.82	0.41	1.20
VHM0321	20	26	6	2	4.20	19.13	1.57	5.15
VHM0322	4	16	12	1	0.26	16.34	2.43	0.91
VHM0322	16	19	3	5	2.64	16.27	0.31	3.47
VHM0322	19	20	1	1	0.48	11.22	0.42	1.15
VHM0322	20	26	6	2	3.57	15.59	3.68	4.46
VHM0323	3	15	12	1	0.16	14.28	2.43	0.80
VHM0323	15	18	3	5	2.34	14.01	0.81	3.15
VHM0323	18	19	1	1	0.39	10.45	1.69	1.05
VHM0323	19	20	1	10	0.48	7.33	0.84	1.15
VHM0323	20	26	6	2	3.79	17.71	1.49	4.71
VHM0324	3	15	12	1	0.17	15.57	2.41	0.81
VHM0324	15	21	6	5	1.95	15.24	1.47	2.72
VHM0324	21	26	5	2	3.38	16.92	1.45	4.27
VHM0325	5	15	10	1	0.29	12.56	3.14	0.94
VHM0325	15	19	4	5	1.91	15.94	1.72	2.69
VHM0325	19	20	1	10	0.64	11.56	1.03	1.32
VHM0325	20	27	7	2	4.16	16.06	1.40	5.10
VHM0326	5	15	10	1	0.16	11.55	3.36	0.80
VHM0326	15	19	4	5	1.98	16.94	0.40	2.76
VHM0326	19	20	1	1	0.53	10.63	0.86	1.20
VHM0326	20	26	6	2	4.32	17.64	1.41	5.28
VHM0327	5	15	10	1	0.22	13.42	1.04	0.87
VHM0327	15	20	5	5	1.44	14.24	0.45	2.18
VHM0327	20	26	6	2	3.07	16.78	1.83	3.93
VHM0328	4	15	11	1	0.22	15.29	1.95	0.86
VHM0328	15	18	3	5	2.51	19.24	4.86	3.33
VHM0328	18	19	1	10	0.26	15.05	0.50	0.91
VHM0328	19	26	7	2	2.88	16.32	1.32	3.73
VHM0329	5	15	10	1	0.14	14.58	1.80	0.78
VHM0329	15	18	3	5	2.20	15.68	0.25	3.00
VHM0329	18	26	8	2	3.40	14.92	2.39	4.29
VHM0330	5	16	11	1	0.26	15.29	8.96	0.91
VHM0330	16	19	3	5	1.61	16.85	0.70	2.37
VHM0330	19	20	1	1	3.29	15.18	0.25	4.17
VHM0330	20	26	6	2	3.42	17.09	1.08	4.31
VHM0331	26	29	3	7	0.75	13.14	19.96	0.75
VHM0331	29	32	3	101	0.37	10.79	0.54	0.37
VHM0331	32	40	8	12	1.61	18.03	1.27	1.61
VHM0332	5	27	22	11	0.35	12.90	13.92	0.35
VHM0332	27	28	1	7	1.18	15.33	10.80	1.18
VHM0332	28	29	1	11	0.49	8.00	43.28	0.49
VHM0332	29	31	2	101	0.57	9.98	0.78	0.57
VHM0332	31	39	8	12	2.53	16.60	0.51	2.53
VHM0333	5	24	19	11	0.30	10.97	34.08	0.30
VHM0333	24	26	2	7	0.94	14.44	25.36	0.94

VHM Limited
ABN 58 601 004 102
Suite 1, Level 11, 330 Collins St
Melbourne VIC 3000

For personal use only

HoleID	FROM	TO	LENGTH	ZONE	THM[1]	SLIMES	OS	THM_SOR[2]
VHM0333	26	31	5	101	0.26	11.89	4.93	0.26
VHM0333	31	37	6	12	1.32	16.71	1.01	1.32
VHM0334	5	23	18	11	0.41	12.62	43.19	0.41
VHM0334	23	24	1	7	0.34	15.57	15.54	0.34
VHM0334	24	25	1	11	0.17	15.94	7.92	0.17
VHM0334	25	29	4	101	0.13	10.82	4.87	0.13
VHM0334	29	35	6	12	1.29	15.30	1.14	1.29
VHM0335	21	22	1	7	1.53	13.34	42.40	1.53
VHM0335	22	28	6	101	0.20	12.69	4.86	0.20
VHM0335	28	34	6	12	1.44	16.55	1.01	1.44
VHM0336	5	19	14	11	0.65	15.89	32.99	0.65
VHM0336	19	20	1	7	0.75	14.66	18.96	0.75
VHM0336	20	21	1	11	0.46	12.12	24.26	0.46
VHM0336	21	25	4	101	0.21	14.75	0.63	0.21
VHM0336	25	31	6	12	1.32	17.66	0.87	1.32
VHM0337	16	17	1	7	0.91	14.42	37.55	0.91
VHM0337	17	18	1	11	0.28	14.86	9.40	0.28
VHM0337	18	23	5	101	0.23	11.84	1.65	0.23
VHM0337	23	29	6	12	0.72	17.86	0.85	0.72
VHM0338	14	15	1	7	1.04	14.37	37.98	1.04
VHM0338	15	16	1	11	0.40	14.35	7.95	0.40
VHM0338	16	21	5	101	0.15	12.33	2.13	0.15
VHM0338	21	27	6	12	1.35	17.21	0.78	1.35
VHM0339	5	12	7	11	0.13	11.58	32.46	0.13
VHM0339	12	14	2	7	1.40	12.09	31.83	1.40
VHM0339	14	19	5	101	0.18	11.85	0.47	0.18
VHM0339	19	25	6	12	1.42	15.89	0.65	1.42
VHM0340	2	9	7	1	0.13	16.39	1.54	0.77
VHM0340	9	12	3	4	2.17	16.85	1.60	2.96
VHM0340	12	17	5	10	0.11	15.21	0.62	0.75
VHM0340	17	21	4	2	0.90	17.51	1.52	1.59
VHM0341	2	9	7	1	0.16	13.69	4.05	0.80
VHM0341	9	12	3	4	1.75	12.42	16.11	2.51
VHM0341	12	16	4	10	0.11	13.60	4.59	0.75
VHM0341	16	21	5	2	1.43	17.41	1.87	2.17
VHM0342	2	9	7	1	0.17	14.53	1.07	0.81
VHM0342	9	10	1	4	5.93	20.17	1.58	7.01
VHM0342	10	15	5	10	0.22	14.32	1.04	0.87
VHM0342	15	22	7	2	1.26	16.22	0.87	1.98
VHM0343	4	7	3	1	0.20	15.95	4.03	0.85
VHM0343	7	9	2	4	2.67	14.79	4.59	3.50
VHM0343	9	14	5	10	0.14	14.70	0.87	0.78
VHM0343	14	20	6	2	1.25	15.66	1.82	1.97
VHM0344	4	5	1	1	0.24	24.95	0.85	0.89
VHM0344	5	6	1	10	0.53	25.49	0.52	1.20
VHM0344	6	7	1	4	2.61	24.18	4.54	3.44

VHM Limited
ABN 58 601 004 102
Suite 1, Level 11, 330 Collins St
Melbourne VIC 3000

For personal use only

HoleID	FROM	TO	LENGTH	ZONE	THM[1]	SLIMES	OS	THM_SOR[2]
VHM0344	7	13	6	10	0.24	18.57	0.48	0.89
VHM0344	13	18	5	2	1.01	19.18	1.70	1.71
VHM0345	4	12	8	11	0.27	12.48	16.32	0.27
VHM0345	12	13	1	7	1.08	15.95	15.31	1.08
VHM0345	13	17	4	101	0.27	11.18	0.47	0.27
VHM0345	17	23	6	12	1.75	16.58	1.03	1.75
VHM0346	4	6	2	4	2.41	21.66	1.05	3.22
VHM0346	6	12	6	10	0.36	16.14	0.49	1.02
VHM0346	12	17	5	2	2.08	17.47	2.02	2.86
VHM0347	3	4	1	1	0.39	19.20	10.10	1.05
VHM0347	4	5	1	4	1.80	19.10	1.62	2.57
VHM0347	5	11	6	10	0.32	17.49	0.65	0.97
VHM0347	11	16	5	2	2.04	17.03	2.57	2.83
VHM0348	3	9	6	1	0.11	13.75	13.14	0.11
VHM0348	9	11	2	4	1.12	12.76	4.30	1.12
VHM0348	11	13	2	10	0.20	13.76	0.28	0.20
VHM0348	13	21	8	2	1.48	14.81	0.80	1.48
VHM0349	2	7	5	1	0.11	14.54	22.49	0.23
VHM0349	7	8	1	10	0.26	11.80	5.41	0.26
VHM0349	8	11	3	4	2.04	13.83	4.35	2.04
VHM0349	11	15	4	10	0.33	12.74	0.35	0.33
VHM0349	15	21	6	2	1.72	16.01	2.11	1.72
VHM0350	2	6	4	1	0.22	12.09	27.44	0.22
VHM0350	6	8	2	10	0.46	19.43	17.08	0.46
VHM0350	8	11	3	4	2.53	20.42	8.76	2.53
VHM0350	11	15	4	10	0.44	10.26	1.10	0.44
VHM0350	15	21	6	2	4.81	11.56	0.80	4.81
VHM0351	2	7	5	1	0.15	16.64	17.86	0.47
VHM0351	7	8	1	10	0.31	16.38	2.54	0.31
VHM0351	8	10	2	4	3.79	19.22	1.38	3.79
VHM0351	10	15	5	10	0.26	14.16	0.68	0.26
VHM0351	15	20	5	2	1.68	14.63	2.44	1.68
VHM0352	2	5	3	1	0.07	13.11	23.78	0.07
VHM0352	5	7	2	10	0.32	10.94	13.14	0.32
VHM0352	7	10	3	4	3.20	13.17	1.06	3.20
VHM0352	10	15	5	10	0.21	13.24	0.32	0.21
VHM0352	15	20	5	2	1.77	14.02	0.96	1.77
VHM0353	4	6	2	10	0.55	18.99	6.17	0.55
VHM0353	6	8	2	4	2.02	19.98	2.89	2.02
VHM0353	8	12	4	10	0.36	17.86	5.33	0.36
VHM0353	12	19	7	2	1.52	17.18	2.88	1.62
VHM0354	3	4	1	1	0.28	17.37	15.84	0.28
VHM0354	4	5	1	10	0.66	13.19	2.86	0.66
VHM0354	5	8	3	4	1.08	16.20	4.53	1.08
VHM0354	8	10	2	10	0.26	16.91	0.39	0.26
VHM0354	10	18	8	2	1.58	17.11	1.21	1.58

VHM Limited
ABN 58 601 004 102
Suite 1, Level 11, 330 Collins St
Melbourne VIC 3000

For personal use only

HoleID	FROM	TO	LENGTH	ZONE	THM[1]	SLIMES	OS	THM_SOR[2]
VHM0355	3	5	2	1	0.34	22.71	2.18	0.34
VHM0355	5	6	1	4	1.31	22.17	3.00	1.31
VHM0355	6	12	6	10	0.39	16.96	3.17	0.39
VHM0355	12	17	5	2	1.40	15.48	2.36	1.40
VHM0356	0	5	5	1	0.35	15.12	7.03	0.35
VHM0356	5	11	6	10	0.32	15.68	3.16	0.32
VHM0356	11	16	5	2	2.26	15.93	3.43	2.26
VHM0357	2	5	3	1	0.33	15.30	1.71	0.99
VHM0357	5	6	1	4	0.12	9.99	1.07	0.76
VHM0357	6	11	5	10	0.43	13.93	0.37	1.09
VHM0357	11	15	4	2	0.93	20.36	2.03	1.63
VHM0358	1	5	4	1	0.14	14.55	3.68	0.78
VHM0358	5	6	1	4	0.11	16.66	0.78	0.75
VHM0358	6	11	5	10	0.26	14.81	0.30	0.91
VHM0358	11	15	4	2	1.50	19.33	1.73	2.24
VHM0359	4	9	5	1	0.08	18.17	2.16	0.72
VHM0359	9	10	1	10	0.14	23.01	1.38	0.78
VHM0359	10	12	2	4	2.12	18.22	1.91	2.91
VHM0359	12	17	5	10	0.06	16.00	0.19	0.70
VHM0359	17	22	5	2	1.42	18.95	1.59	2.16
VHM0360	4	9	5	1	0.11	18.39	2.26	0.75
VHM0360	9	11	2	4	1.34	21.06	1.67	2.07
VHM0360	11	16	5	10	0.12	15.56	0.60	0.76
VHM0360	16	21	5	2	1.31	16.85	1.15	2.04
VHM0361	4	7	3	1	0.15	18.11	2.21	0.79
VHM0361	7	8	1	10	0.60	19.25	0.25	1.28
VHM0361	8	10	2	4	3.68	21.26	1.31	4.59
VHM0361	10	15	5	10	0.19	16.46	0.43	0.84
VHM0361	15	20	5	2	1.04	19.69	1.20	1.75
VHM0362	4	6	2	1	0.24	18.95	1.58	0.89
VHM0362	6	8	2	4	3.36	20.08	2.51	4.24
VHM0362	8	13	5	10	0.10	16.85	0.80	0.74
VHM0362	13	18	5	2	1.25	18.13	1.87	1.98
VHM0363	5	7	2	4	2.82	23.13	0.51	3.66
VHM0363	7	13	6	10	0.19	15.44	0.41	0.84
VHM0363	13	17	4	2	2.05	17.56	1.54	2.83
VHM0364	2	4	2	1	0.22	19.69	11.10	0.87
VHM0364	4	6	2	4	3.53	17.92	3.29	4.43
VHM0364	6	11	5	10	0.35	12.23	1.36	1.01
VHM0364	11	16	5	2	2.09	16.00	1.42	2.88
VHM0365	2	4	2	1	0.44	19.46	1.34	1.11
VHM0365	4	5	1	4	4.29	18.85	1.74	5.25
VHM0365	5	11	6	10	0.18	16.34	0.22	0.82
VHM0365	11	16	5	2	1.47	16.13	3.19	2.21
VHM0366	0	3	3	1	0.29	18.35	1.99	0.94
VHM0366	3	4	1	4	1.13	19.72	3.74	1.85

VHM Limited
ABN 58 601 004 102
Suite 1, Level 11, 330 Collins St
Melbourne VIC 3000

For personal use only

HoleID	FROM	TO	LENGTH	ZONE	THM[1]	SLIMES	OS	THM_SOR[2]
VHM0366	4	9	5	10	0.30	18.58	0.24	0.96
VHM0366	9	16	7	2	1.65	15.40	2.86	2.40
VHM0367	0	3	3	1	0.49	25.68	0.14	1.16
VHM0367	3	4	1	10	0.61	17.62	0.29	1.28
VHM0367	4	5	1	4	1.52	17.58	0.71	2.26
VHM0367	5	11	6	10	0.20	17.48	0.73	0.85
VHM0367	11	16	5	2	1.24	19.90	1.82	1.96
VHM0368	3	4	1	1	0.53	28.35	1.12	1.21
VHM0368	4	6	2	4	2.35	20.33	0.72	3.16
VHM0368	6	11	5	10	0.34	14.60	1.30	0.99
VHM0368	11	16	5	2	1.96	17.12	1.38	2.74
VHM0369	2	5	3	1	0.11	23.91	1.38	0.75
VHM0369	5	6	1	4	0.96	22.92	0.75	1.66
VHM0369	6	11	5	10	0.10	17.81	0.33	0.73
VHM0369	11	16	5	2	1.29	16.21	2.32	2.01
VHM0370	3	4	1	1	0.10	24.61	2.49	0.74
VHM0370	4	6	2	4	2.98	21.24	0.88	3.84
VHM0370	6	11	5	10	0.18	15.73	0.28	0.82
VHM0370	11	16	5	2	1.49	17.79	2.56	2.24
VHM0371	4	6	2	4	4.15	19.56	4.11	5.09
VHM0371	6	9	3	10	0.22	17.25	3.25	0.87
VHM0371	9	16	7	2	1.48	16.37	2.34	2.23
VHM0372	4	6	2	4	3.24	23.17	0.79	4.11
VHM0372	6	9	3	10	0.21	18.53	0.21	0.86
VHM0372	9	16	7	2	1.54	17.29	2.21	2.29
VHM0373	4	6	2	4	3.79	24.66	0.75	4.71
VHM0373	6	9	3	10	0.15	17.35	0.28	0.79
VHM0373	9	16	7	2	1.41	15.26	1.67	2.15
VHM0374	4	5	1	1	0.43	22.35	0.01	1.10
VHM0374	5	6	1	4	3.78	21.11	1.18	4.69
VHM0374	6	12	6	10	0.31	17.05	1.06	0.96
VHM0374	12	16	4	2	1.49	17.02	2.45	2.23
VHM0375	3	4	1	1	0.15	22.56	0.32	0.79
VHM0375	4	6	2	4	2.04	21.83	2.80	2.82
VHM0375	6	11	5	10	0.27	16.88	1.12	0.92
VHM0375	11	16	5	2	1.43	17.36	2.92	2.16
VHM0376	4	6	2	4	2.38	19.61	1.15	3.19
VHM0376	6	11	5	10	0.24	15.82	0.90	0.89
VHM0376	11	16	5	2	1.36	18.52	2.58	2.09
VHM0377	4	5	1	1	0.05	16.78	4.63	0.69
VHM0377	5	8	3	10	0.27	18.48	2.11	0.92
VHM0377	8	9	1	4	0.42	12.23	4.53	1.08
VHM0377	9	14	5	10	0.11	16.18	2.02	0.75
VHM0377	14	19	5	2	0.32	18.09	1.17	0.98
VHM0378	2	4	2	1	0.02	13.93	2.97	0.65
VHM0378	4	8	4	10	0.39	19.94	4.02	1.05

VHM Limited
ABN 58 601 004 102
Suite 1, Level 11, 330 Collins St
Melbourne VIC 3000

For personal use only

HoleID	FROM	TO	LENGTH	ZONE	THM[1]	SLIMES	OS	THM_SOR[2]
VHM0378	8	9	1	4	0.85	20.55	0.25	1.54
VHM0378	9	15	6	10	0.24	17.13	0.47	0.89
VHM0378	15	20	5	2	0.90	19.15	0.95	1.59
VHM0379	2	4	2	1	0.06	12.25	5.66	0.70
VHM0379	4	6	2	10	0.20	17.18	1.72	0.85
VHM0379	6	9	3	4	0.97	16.29	1.90	1.68
VHM0379	9	15	6	10	0.29	14.28	1.43	0.94
VHM0379	15	20	5	2	1.31	18.29	1.80	2.04
VHM0380	3	4	1	1	0.07	52.72	0.37	0.70
VHM0380	4	8	4	10	0.20	28.96	1.10	0.85
VHM0380	8	9	1	4	3.53	23.10	2.31	4.42
VHM0380	9	15	6	10	0.36	17.85	0.69	1.02
VHM0380	15	20	5	2	1.43	18.14	1.29	2.17
VHM0381	3	5	2	1	0.08	11.60	9.29	0.71
VHM0381	5	8	3	10	0.45	22.62	4.85	1.11
VHM0381	8	9	1	4	2.67	21.08	0.41	3.51
VHM0381	9	15	6	10	0.25	19.34	1.13	0.90
VHM0381	15	20	5	2	1.24	19.48	0.93	1.97
VHM0382	3	4	1	1	0.17	14.91	7.89	0.81
VHM0382	4	8	4	10	0.39	18.98	6.54	1.05
VHM0382	8	9	1	4	0.99	19.76	1.52	1.70
VHM0382	9	14	5	10	0.29	16.07	0.89	0.94
VHM0382	14	19	5	2	1.57	18.85	1.58	2.31
VHM0383	3	4	1	1	0.11	24.10	1.74	0.75
VHM0383	4	7	3	10	0.34	25.67	1.14	1.00
VHM0383	7	9	2	4	3.20	20.39	0.60	4.08
VHM0383	9	14	5	10	0.26	17.47	0.94	0.91
VHM0383	14	19	5	2	1.36	18.14	1.52	2.10
VHM0384	3	5	2	1	0.08	15.83	1.86	0.71
VHM0384	5	8	3	10	0.33	21.91	3.78	0.99
VHM0384	8	10	2	4	2.34	22.79	0.65	3.15
VHM0384	10	15	5	10	0.35	16.48	2.31	1.01
VHM0384	15	19	4	2	0.98	18.91	1.48	1.68
VHM0385	3	5	2	1	0.08	16.03	2.23	0.72
VHM0385	5	8	3	10	0.16	22.19	2.41	0.80
VHM0385	8	10	2	4	1.89	20.72	0.90	2.67
VHM0385	10	15	5	10	0.13	17.10	1.20	0.77
VHM0385	15	20	5	2	1.23	19.54	1.44	1.95
VHM0386	2	14	12	1	0.23	11.55	21.21	0.23
VHM0386	14	15	1	10	0.58	15.36	4.94	0.58
VHM0386	15	20	5	2	1.86	13.82	3.62	1.86
VHM0387	2	10	8	1	0.21	12.18	20.50	0.21
VHM0387	10	14	4	10	0.27	14.18	5.13	0.27
VHM0387	14	19	5	2	2.13	14.39	4.59	2.13
VHM0388	2	7	5	1	0.10	13.45	20.37	0.10
VHM0388	7	13	6	10	0.23	14.66	2.02	0.23

VHM Limited
ABN 58 601 004 102
Suite 1, Level 11, 330 Collins St
Melbourne VIC 3000

For personal use only

HoleID	FROM	TO	LENGTH	ZONE	THM[1]	SLIMES	OS	THM_SOR[2]
VHM0388	13	18	5	2	1.39	14.93	5.15	1.39
VHM0389	3	12	9	11	0.26	15.79	10.81	0.26
VHM0389	12	17	5	101	0.26	13.88	6.92	0.26
VHM0389	17	22	5	12	1.00	17.81	1.82	1.00
VHM0390	7	19	12	11	0.17	15.79	23.90	0.17
VHM0390	19	29	10	101	0.15	15.89	3.98	0.15
VHM0390	29	34	5	12	0.94	16.03	2.64	0.94
VHM0391	8	26	18	11	0.09	14.07	20.08	0.09
VHM0391	26	28	2	7	3.26	21.61	0.57	3.26
VHM0391	28	30	2	11	0.35	13.09	0.47	0.35
VHM0391	30	39	9	12	1.21	17.90	1.55	1.21
VHM0392	8	27	19	11	0.13	14.51	14.14	0.13
VHM0392	27	28	1	7	0.68	13.80	8.60	0.68
VHM0392	28	32	4	101	0.24	13.14	0.39	0.24
VHM0392	32	38	6	12	1.38	17.10	0.85	1.38
VHM0393	8	27	19	11	0.13	16.45	10.11	0.13
VHM0393	27	28	1	7	0.76	13.87	13.29	0.76
VHM0393	28	32	4	101	0.18	11.87	1.17	0.18
VHM0393	32	39	7	12	1.69	18.86	1.41	1.69
VHM0394	7	27	20	11	0.11	17.17	12.47	0.11
VHM0394	27	28	1	7	0.49	11.84	18.33	0.49
VHM0394	28	31	3	101	0.20	11.87	1.15	0.20
VHM0394	31	39	8	12	1.24	17.25	1.33	1.24
VHM0395	7	26	19	11	0.31	18.86	7.87	0.31
VHM0395	26	27	1	7	0.64	15.57	17.08	0.64
VHM0395	27	30	3	101	0.24	11.91	4.00	0.24
VHM0395	30	38	8	12	1.39	19.13	0.96	1.39
VHM0396	7	26	19	11	0.22	19.95	10.34	0.22
VHM0396	26	28	2	7	0.59	16.23	12.20	0.59
VHM0396	28	31	3	101	0.15	12.17	0.05	0.15
VHM0396	31	37	6	12	1.47	16.96	1.14	1.47
VHM0397	10	22	12	11	0.12	14.10	19.44	0.12
VHM0397	22	25	3	7	1.59	14.70	19.84	1.59
VHM0397	25	30	5	101	0.35	14.75	1.76	0.35
VHM0397	30	36	6	12	1.72	15.12	1.05	1.72
VHM0398	9	14	5	10	0.49	14.16	3.52	0.49
VHM0398	14	19	5	2	2.35	15.07	1.81	2.35
VHM0399	2	12	10	1	0.29	12.09	21.71	0.29
VHM0399	12	17	5	10	0.32	15.52	6.22	0.32
VHM0399	17	21	4	2	3.80	15.27	3.31	3.80
VHM0400	0	9	9	1	0.13	9.17	36.49	0.13
VHM0400	9	10	1	10	0.21	12.49	17.48	0.21
VHM0400	10	12	2	4	0.96	21.89	2.48	0.96
VHM0400	12	16	4	10	0.34	16.14	0.39	0.34
VHM0400	16	21	5	2	2.60	14.39	6.81	2.60
VHM0401	2	10	8	1	0.36	16.90	11.39	0.36

VHM Limited
ABN 58 601 004 102
Suite 1, Level 11, 330 Collins St
Melbourne VIC 3000

For personal use only

HoleID	FROM	TO	LENGTH	ZONE	THM[1]	SLIMES	OS	THM_SOR[2]
VHM0401	10	13	3	10	0.46	17.81	1.96	0.46
VHM0401	13	20	7	2	3.05	15.29	1.87	3.05
VHM0402	15	19	4	101	0.14	20.35	2.80	0.14
VHM0402	19	20	1	3	0.80	13.85	2.58	0.80
VHM0402	20	33	13	101	0.20	12.90	9.06	0.20
VHM0402	33	39	6	12	1.82	15.29	0.93	1.82
VHM0403	2	13	11	11	0.20	14.91	17.48	0.20
VHM0403	13	19	6	101	0.25	15.55	3.42	0.25
VHM0403	19	25	6	12	1.31	19.11	1.89	1.31
VHM0404	3	14	11	1	0.40	17.75	4.48	0.40
VHM0404	14	15	1	10	0.70	12.67	0.50	0.70
VHM0404	15	19	4	2	2.26	17.13	2.04	2.26
VHM0405	3	11	8	1	0.10	8.79	31.21	0.10
VHM0405	11	13	2	4	1.56	13.44	5.77	1.56
VHM0405	13	18	5	10	0.23	12.39	5.14	0.23
VHM0405	18	22	4	2	1.43	16.53	7.04	1.43
VHM0406	2	14	12	1	1.19	14.07	26.91	1.19
VHM0406	14	16	2	4	0.78	18.83	2.49	0.78
VHM0406	16	21	5	10	0.30	14.73	0.59	0.30
VHM0406	21	25	4	2	4.11	17.60	2.08	4.11
VHM0407	3	12	9	1	0.32	11.28	12.20	0.32
VHM0407	12	15	3	10	0.20	15.72	4.20	0.20
VHM0407	15	21	6	2	0.84	17.54	0.38	0.84
VHM0408	3	11	8	1	0.13	12.48	22.71	0.13
VHM0408	11	12	1	4	0.91	12.24	40.66	0.91
VHM0408	12	16	4	10	0.34	17.15	3.99	0.34
VHM0408	16	23	7	2	1.65	16.67	0.44	1.65
VHM0409	4	27	23	11	0.11	17.91	11.44	0.11
VHM0409	27	31	4	101	0.36	15.32	11.12	0.36
VHM0409	31	32	1	3	0.56	10.18	39.77	0.56
VHM0409	32	37	5	101	0.24	12.48	9.05	0.24
VHM0409	37	44	7	12	1.05	15.18	0.66	1.05
VHM0410	4	29	25	11	0.21	16.35	11.36	0.21
VHM0410	29	30	1	101	0.23	10.14	33.65	0.23
VHM0410	30	32	2	3	0.70	11.81	3.81	0.70
VHM0410	32	35	3	101	0.16	10.77	14.69	0.16
VHM0410	35	42	7	12	1.26	16.83	0.76	1.26
VHM0411	5	28	23	11	0.26	14.78	14.45	0.26
VHM0411	28	32	4	3	0.70	15.42	5.63	0.70
VHM0411	32	35	3	101	0.13	11.01	4.87	0.13
VHM0411	35	43	8	12	1.62	16.57	1.35	1.62
VHM0412	2	11	9	1	0.26	11.86	17.71	0.26
VHM0412	11	12	1	10	0.60	15.70	7.05	0.60
VHM0412	12	13	1	4	0.88	17.41	5.04	0.88
VHM0412	13	16	3	10	0.22	14.19	4.83	0.22
VHM0412	16	23	7	2	1.42	16.01	1.35	1.42

VHM Limited
ABN 58 601 004 102
Suite 1, Level 11, 330 Collins St
Melbourne VIC 3000

For personal use only

HoleID	FROM	TO	LENGTH	ZONE	THM[1]	SLIMES	OS	THM_SOR[2]
VHM0413	5	26	21	1	0.44	15.95	8.31	0.44
VHM0413	26	29	3	10	0.22	20.26	0.32	0.22
VHM0413	29	31	2	2	4.43	16.88	1.71	4.43
VHM0414	5	29	24	11	0.40	13.25	17.09	0.40
VHM0414	29	33	4	3	1.64	17.98	2.78	1.64
VHM0414	33	36	3	101	0.30	10.40	5.50	0.30
VHM0414	36	44	8	12	1.60	17.65	0.39	1.60
VHM0415	2	14	12	1	0.23	10.60	15.30	0.23
VHM0415	14	15	1	10	0.53	12.17	14.21	0.53
VHM0415	15	16	1	4	1.54	12.87	6.38	1.54
VHM0415	16	19	3	10	0.22	13.40	6.33	0.22
VHM0415	19	25	6	2	1.96	15.24	2.27	1.96
VHM0416	6	29	23	11	0.86	17.45	12.52	0.86
VHM0416	29	31	2	101	0.37	12.38	6.04	0.37
VHM0416	31	34	3	3	1.58	18.26	2.89	1.58
VHM0416	34	38	4	101	0.40	12.58	5.11	0.40
VHM0416	38	46	8	12	1.91	17.34	0.90	1.91
VHM0417	6	32	26	11	0.18	14.61	10.89	0.18
VHM0417	32	33	1	101	0.21	19.43	2.10	0.21
VHM0417	33	35	2	3	0.70	16.98	2.66	0.70
VHM0417	35	38	3	101	0.07	13.60	3.90	0.07
VHM0417	38	46	8	12	1.71	16.19	0.84	1.71
VHM0418	9	14	5	10	0.39	13.30	8.06	0.39
VHM0418	14	21	7	2	1.62	16.71	1.10	1.62
VHM0419	3	10	7	1	0.17	11.44	22.66	0.17
VHM0419	10	14	4	10	0.12	13.05	3.42	0.12
VHM0419	14	20	6	2	1.25	16.44	2.13	1.25
VHM0420	2	12	10	1	0.28	14.63	39.09	0.28
VHM0420	12	17	5	10	0.37	14.42	5.25	0.37
VHM0420	17	23	6	2	1.84	17.07	2.49	1.84
VHM0421	2	14	12	1	0.18	12.32	18.17	0.18
VHM0421	14	16	2	10	0.09	12.11	0.37	0.09
VHM0421	16	22	6	2	1.60	16.99	3.68	1.60
VHM0422	3	15	12	1	0.28	16.14	14.13	0.28
VHM0422	15	19	4	10	0.39	13.88	4.13	0.39
VHM0422	19	25	6	2	1.75	14.57	1.19	1.75
VHM0423	4	38	34	11	0.20	16.08	13.21	0.20
VHM0423	38	39	1	3	0.67	9.98	19.72	0.67
VHM0423	39	42	3	101	0.18	13.76	0.84	0.18
VHM0423	42	52	10	12	2.50	18.87	1.08	2.50
VHM0424	6	28	22	11	0.24	15.03	14.29	0.24
VHM0424	28	31	3	3	1.01	14.22	15.48	1.01
VHM0424	31	37	6	101	0.20	12.92	3.84	0.20
VHM0424	37	47	10	12	2.42	14.72	0.99	2.42
VHM0425	3	8	5	1	0.53	13.90	12.93	0.53
VHM0425	8	11	3	4	2.32	18.06	1.58	2.32

VHM Limited
ABN 58 601 004 102
Suite 1, Level 11, 330 Collins St
Melbourne VIC 3000

For personal use only

HoleID	FROM	TO	LENGTH	ZONE	THM[1]	SLIMES	OS	THM_SOR[2]
VHM0425	11	14	3	10	0.35	12.52	5.13	0.35
VHM0425	14	22	8	2	3.02	17.09	0.99	3.02
VHM0426	3	9	6	1	0.14	13.29	6.04	0.14
VHM0426	9	12	3	4	1.78	18.70	5.06	1.78
VHM0426	12	16	4	10	0.38	14.87	3.64	0.38
VHM0426	16	23	7	2	2.12	17.02	0.52	2.12
VHM0427	3	10	7	1	0.21	11.89	21.46	0.21
VHM0427	10	12	2	4	1.08	9.54	18.70	1.08
VHM0427	12	18	6	10	0.22	13.36	11.68	0.22
VHM0427	18	25	7	2	2.27	16.79	0.90	2.27
VHM0428	6	16	10	1	0.13	16.31	19.92	0.13
VHM0428	16	21	5	10	0.22	11.75	5.64	0.22
VHM0428	21	27	6	2	1.96	16.71	1.24	1.96
VHM0429	5	22	17	1	0.41	12.56	13.62	0.41
VHM0429	22	28	6	2	1.65	16.07	1.39	1.65
VHM0430	10	38	28	11	0.26	13.97	12.83	0.26
VHM0430	38	39	1	3	3.00	12.86	5.38	3.00
VHM0430	39	42	3	101	0.40	9.51	8.12	0.40
VHM0430	42	51	9	12	1.53	18.66	0.66	1.53
VHM0431	3	37	34	11	0.34	14.24	15.21	0.34
VHM0431	37	38	1	101	0.19	11.11	1.27	0.19
VHM0431	38	49	11	12	1.50	18.04	0.58	1.50
VHM0432	2	8	6	1	0.55	17.66	4.14	0.55
VHM0432	8	10	2	4	1.32	17.59	7.82	1.32
VHM0432	10	15	5	10	0.37	13.79	3.75	0.37
VHM0432	15	23	8	2	2.03	16.48	0.73	2.03
VHM0433	3	10	7	1	0.40	15.03	14.46	0.40
VHM0433	10	13	3	4	1.43	13.62	8.46	1.43
VHM0433	13	17	4	10	0.29	12.40	1.19	0.29
VHM0433	17	25	8	2	2.60	14.27	0.52	2.60
VHM0434	4	14	10	1	0.23	17.04	11.60	0.23
VHM0434	14	17	3	4	1.57	21.46	1.71	1.57
VHM0434	17	21	4	10	0.41	14.05	3.21	0.41
VHM0434	21	28	7	2	2.29	17.44	0.74	2.29
VHM0435	18	22	4	10	0.17	15.29	4.52	0.17
VHM0435	22	29	7	2	1.45	15.59	0.65	1.45
VHM0436	4	22	18	1	0.38	12.36	16.68	0.38
VHM0436	22	23	1	10	0.49	15.19	0.73	0.49
VHM0436	23	30	7	2	1.97	14.77	0.83	1.97
VHM0437	6	36	30	11	0.56	14.05	12.95	0.56
VHM0437	36	37	1	3	1.36	12.58	3.19	1.36
VHM0437	37	40	3	101	0.53	11.69	2.56	0.53
VHM0437	40	50	10	12	2.09	20.46	0.46	2.09
VHM0438	6	34	28	11	0.65	13.66	13.80	0.65
VHM0438	34	36	2	101	0.44	13.56	8.41	0.44
VHM0438	36	47	11	12	2.41	20.11	2.99	2.41

VHM Limited
ABN 58 601 004 102
Suite 1, Level 11, 330 Collins St
Melbourne VIC 3000

For personal use only

HoleID	FROM	TO	LENGTH	ZONE	THM[1]	SLIMES	OS	THM_SOR[2]
VHM0439	7	29	22	11	0.30	13.50	16.22	0.30
VHM0439	29	34	5	101	0.43	12.69	5.73	0.43
VHM0439	34	44	10	12	2.39	20.62	1.04	2.39
VHM0440	6	27	21	11	0.34	13.77	6.15	0.34
VHM0440	27	31	4	101	0.36	14.46	3.55	0.36
VHM0440	31	43	12	12	2.49	19.32	2.84	2.49
VHM0441	5	23	18	11	0.40	14.29	12.74	0.40
VHM0441	23	27	4	101	0.45	13.64	0.97	0.45
VHM0441	27	38	11	12	2.62	19.50	2.07	2.62
VHM0442	5	25	20	11	0.48	15.33	5.78	0.48
VHM0442	25	34	9	12	2.44	19.81	2.27	2.44
VHM0443	6	26	20	11	0.39	14.25	10.48	0.39
VHM0443	26	29	3	101	0.34	14.17	1.17	0.34
VHM0443	29	38	9	12	2.46	20.16	2.25	2.46
VHM0444	6	28	22	11	0.33	12.43	19.54	0.33
VHM0444	28	32	4	101	0.45	12.45	9.45	0.45
VHM0444	32	41	9	12	2.15	20.16	1.92	2.15
VHM0445	7	31	24	11	0.38	18.03	16.13	0.38
VHM0445	31	44	13	12	1.66	18.03	2.60	1.66
VHM0446	5	35	30	11	0.41	13.51	16.81	0.41
VHM0446	35	48	13	12	2.25	18.71	1.57	2.25
VHM0447	9	23	14	101	0.33	14.62	4.56	0.33
VHM0447	23	28	5	12	2.52	19.33	7.64	2.52
VHM0448	6	14	8	11	0.27	20.62	5.85	0.27
VHM0448	14	25	11	101	0.41	13.42	4.26	0.41
VHM0448	25	31	6	12	1.68	19.73	3.42	1.68
VHM0449	7	24	17	11	0.35	13.36	10.60	0.35
VHM0449	24	28	4	101	0.43	14.03	4.24	0.43
VHM0449	28	36	8	12	1.95	21.17	3.70	1.95
VHM0450	4	18	14	11	0.36	12.46	11.93	0.36
VHM0450	18	21	3	101	0.41	14.16	9.82	0.41
VHM0450	21	27	6	12	4.26	21.70	3.94	4.26
VHM0451	3	17	14	11	0.55	10.18	11.82	0.55
VHM0451	17	22	5	101	0.74	13.64	4.45	0.74
VHM0451	22	26	4	12	2.25	20.84	0.93	2.25
VHM0452	16	19	3	101	0.40	12.37	8.76	0.40
VHM0452	19	20	1	3	0.81	13.69	0.19	0.81
VHM0452	20	33	13	101	0.44	14.01	11.26	0.44
VHM0452	33	38	5	12	1.85	15.76	0.97	1.85
VHM0453	3	8	5	1	0.49	20.53	3.49	0.49
VHM0453	8	10	2	10	0.49	13.62	4.38	0.49
VHM0453	10	16	6	2	2.17	16.55	2.29	2.17
VHM0454	3	8	5	1	0.48	12.15	11.22	0.48
VHM0454	8	9	1	4	1.10	19.56	6.02	1.10
VHM0454	9	12	3	10	0.37	12.20	0.97	0.37
VHM0454	12	18	6	2	2.49	14.75	0.77	2.49

VHM Limited
ABN 58 601 004 102
Suite 1, Level 11, 330 Collins St
Melbourne VIC 3000

For personal use only

HoleID	FROM	TO	LENGTH	ZONE	THM[1]	SLIMES	OS	THM_SOR[2]
VHM0455	3	10	7	1	0.62	18.28	7.69	0.62
VHM0455	10	14	4	10	0.26	14.84	0.48	0.26
VHM0455	14	19	5	2	2.28	14.83	0.97	2.28
VHM0456	2	10	8	1	0.47	17.06	4.95	0.47
VHM0456	10	13	3	10	0.29	13.06	1.93	0.29
VHM0456	13	18	5	2	1.60	18.91	6.27	1.60
VHM0457	4	28	24	11	0.42	17.77	13.52	0.42
VHM0457	28	32	4	101	0.21	13.15	0.48	0.21
VHM0457	32	38	6	12	1.96	16.88	5.50	1.96
VHM0458	2	18	16	1	0.32	15.13	10.62	0.32
VHM0458	18	19	1	4	0.94	14.70	5.40	0.94
VHM0458	19	22	3	10	0.25	13.67	5.17	0.25
VHM0458	22	28	6	2	1.99	16.48	0.93	1.99
VHM0459	2	18	16	1	0.17	11.92	14.00	0.17
VHM0459	18	20	2	4	1.35	13.40	18.10	1.35
VHM0459	20	23	3	10	0.22	12.13	3.30	0.22
VHM0459	23	29	6	2	1.29	15.77	4.18	1.29
VHM0460	4	21	17	1	0.22	13.78	11.69	0.22
VHM0460	21	24	3	10	0.17	14.07	2.47	0.17
VHM0460	24	30	6	2	1.57	14.75	1.28	1.57
VHM0461	3	21	18	1	0.21	13.73	12.48	0.21
VHM0461	21	23	2	10	0.21	13.95	3.60	0.21
VHM0461	23	28	5	2	1.75	18.18	4.48	1.75
VHM0462	3	17	14	1	0.33	15.26	20.14	0.33
VHM0462	17	21	4	10	0.22	11.70	2.43	0.22
VHM0462	21	27	6	2	1.47	14.73	3.03	1.47
VHM0463	3	15	12	1	0.17	17.48	18.95	0.17
VHM0463	15	17	2	10	0.44	10.35	1.15	0.44
VHM0463	17	21	4	2	4.59	16.75	2.35	4.59
VHM0464	4	12	8	1	0.19	11.70	4.70	0.19
VHM0464	12	13	1	5	1.24	15.40	1.90	1.24
VHM0464	13	16	3	10	0.40	12.03	5.70	0.40
VHM0464	16	23	7	2	2.88	15.59	2.90	2.88
VHM0465	4	12	8	1	0.56	21.15	1.00	0.56
VHM0465	12	13	1	5	1.57	17.60	5.60	1.57
VHM0465	13	14	1	1	0.36	25.20	1.00	0.36
VHM0465	14	16	2	10	0.30	19.55	1.40	0.30
VHM0465	16	23	7	2	2.44	16.99	2.50	2.44
VHM0466	4	16	12	1	0.49	13.54	12.50	0.49
VHM0466	16	24	8	2	3.19	11.65	3.05	3.19
VHM0467	3	15	12	1	0.21	15.32	19.02	0.21
VHM0467	15	18	3	10	0.58	21.60	0.93	0.58
VHM0467	18	23	5	2	2.94	18.64	4.94	2.94
VHM0468	3	15	12	1	0.23	20.64	8.70	0.23
VHM0468	15	16	1	10	0.32	26.80	1.20	0.32
VHM0468	16	24	8	2	1.95	21.51	4.21	1.95

VHM Limited
ABN 58 601 004 102
Suite 1, Level 11, 330 Collins St
Melbourne VIC 3000

For personal use only

HoleID	FROM	TO	LENGTH	ZONE	THM[1]	SLIMES	OS	THM_SOR[2]
VHM0469	7	14	7	1	0.20	13.84	20.96	0.20
VHM0469	14	20	6	10	0.32	13.32	5.10	0.32
VHM0469	20	24	4	2	3.50	13.38	2.90	3.50
VHM0470	7	13	6	1	0.33	14.15	19.30	0.33
VHM0470	13	21	8	10	0.40	18.83	4.35	0.40
VHM0470	21	25	4	2	3.62	12.70	1.68	3.62
VHM0471	3	19	16	1	0.14	8.20	17.03	0.14
VHM0471	19	21	2	10	0.50	5.78	14.77	0.50
VHM0471	21	27	6	2	3.40	14.48	3.04	3.40
VHM0472	4	15	11	1	0.43	5.97	14.76	0.43
VHM0472	15	19	4	5	1.93	5.24	14.03	1.93
VHM0472	19	26	7	2	5.00	19.28	3.76	5.00
VHM0473	4	14	10	1	0.42	13.57	10.27	0.42
VHM0473	14	19	5	5	1.24	11.65	10.98	1.24
VHM0473	19	26	7	2	6.01	17.92	2.04	6.01
VHM0474	5	13	8	1	0.39	13.69	11.37	0.39
VHM0474	13	16	3	5	3.42	14.66	7.78	3.42
VHM0474	16	17	1	1	0.71	12.41	12.29	0.71
VHM0474	17	24	7	2	4.18	17.18	2.50	4.18
VHM0475	4	13	9	1	0.39	16.24	3.26	0.39
VHM0475	13	14	1	5	1.48	15.29	9.50	1.48
VHM0475	14	15	1	1	0.67	9.25	7.21	0.67
VHM0475	15	17	2	10	0.68	14.61	1.67	0.68
VHM0475	17	25	8	2	4.92	16.83	2.15	4.92
VHM0476	3	11	8	1	0.21	5.91	14.01	0.21
VHM0476	11	12	1	5	0.83	7.94	12.07	0.83
VHM0476	12	14	2	1	0.52	17.53	2.30	0.52
VHM0476	14	15	1	10	0.38	15.50	6.77	0.38
VHM0476	15	23	8	2	4.45	15.83	2.43	4.45
VHM0477	2	11	9	1	0.32	11.42	12.29	0.32
VHM0477	11	14	3	10	0.58	17.13	1.95	0.58
VHM0477	14	21	7	2	4.21	16.42	1.51	4.21
VHM0478	2	7	5	1	0.40	14.65	7.87	0.40
VHM0478	7	8	1	4	1.17	15.54	2.02	1.17
VHM0478	8	12	4	10	0.59	13.17	0.43	0.59
VHM0478	12	18	6	2	3.51	15.26	3.19	3.51
VHM0479	3	11	8	1	0.64	14.93	9.06	0.64
VHM0479	11	13	2	10	0.37	13.84	0.75	0.37
VHM0479	13	18	5	2	2.97	17.96	3.74	2.97
VHM0480	3	14	11	1	0.70	4.08	0.77	0.70
VHM0480	14	15	1	5	1.55	5.91	1.32	1.55
VHM0480	15	20	5	1	0.20	4.96	10.50	0.20
VHM0480	20	21	1	10	0.59	7.50	18.48	0.59
VHM0480	21	26	5	2	3.06	14.19	1.76	3.06
VHM0481	3	15	12	1	0.17	5.85	10.61	0.17
VHM0481	15	16	1	5	0.29	6.87	17.77	0.29

VHM Limited
ABN 58 601 004 102
Suite 1, Level 11, 330 Collins St
Melbourne VIC 3000

For personal use only

HoleID	FROM	TO	LENGTH	ZONE	THM[1]	SLIMES	OS	THM_SOR[2]
VHM0481	16	18	2	1	0.32	7.72	30.14	0.32
VHM0481	18	25	7	2	4.14	17.63	3.10	4.14
VHM0482	3	14	11	1	0.27	13.40	7.75	0.27
VHM0482	14	17	3	5	5.95	16.77	5.18	5.95
VHM0482	17	25	8	2	5.90	16.28	3.69	5.90
VHM0483	4	12	8	1	0.26	11.51	10.11	0.26
VHM0483	12	13	1	5	0.75	13.40	23.20	0.75
VHM0483	13	25	12	2	3.74	16.46	3.00	3.74
VHM0484	7	11	4	1	0.25	18.48	2.10	0.25
VHM0484	11	15	4	10	0.41	12.06	7.17	0.41
VHM0484	15	25	10	2	4.23	17.35	2.55	4.23
VHM0485	3	10	7	1	0.34	15.62	10.83	0.34
VHM0485	10	11	1	10	0.32	22.64	5.25	0.32
VHM0485	11	23	12	2	2.62	17.41	2.11	2.62
VHM0486	4	10	6	1	0.14	7.65	11.65	0.14
VHM0486	10	11	1	10	0.63	14.46	14.33	0.63
VHM0486	11	12	1	4	1.32	11.69	12.66	1.32
VHM0486	12	15	3	10	0.40	17.72	1.17	0.40
VHM0486	15	22	7	2	3.65	15.55	2.84	3.65
VHM0487	2	10	8	1	0.27	8.03	22.60	0.27
VHM0487	10	11	1	10	0.71	15.35	8.99	0.71
VHM0487	11	12	1	4	1.17	15.74	3.49	1.17
VHM0487	12	16	4	10	0.50	10.66	0.18	0.50
VHM0487	16	21	5	2	4.22	17.27	4.09	4.22
VHM0488	2	15	13	1	0.20	11.16	24.79	0.20
VHM0488	15	18	3	10	0.30	12.70	1.12	0.30
VHM0488	18	23	5	2	3.68	17.69	2.01	3.68
VHM0489	2	11	9	1	0.33	12.60	15.06	0.33
VHM0489	11	13	2	10	0.57	14.85	0.72	0.57
VHM0489	13	18	5	2	2.98	17.57	1.44	2.98
VHM0490	3	12	9	1	0.44	18.39	8.88	0.44
VHM0490	12	16	4	10	0.19	15.36	5.57	0.19
VHM0490	16	23	7	2	3.21	19.11	1.41	3.21
VHM0491	5	13	8	1	0.43	17.65	1.89	0.43
VHM0491	13	16	3	5	1.73	18.26	1.51	1.73
VHM0491	16	17	1	10	0.54	13.10	4.65	0.54
VHM0491	17	24	7	2	3.96	16.77	1.74	3.96
VHM0492	4	13	9	1	0.13	15.59	18.51	0.13
VHM0492	13	16	3	5	2.16	22.14	1.28	2.16
VHM0492	16	25	9	2	3.97	19.82	3.24	3.97
VHM0493	4	14	10	1	0.21	13.15	12.84	0.21
VHM0493	14	18	4	5	1.90	13.17	6.19	1.90
VHM0493	18	26	8	2	4.20	16.08	3.44	4.20
VHM0494	4	14	10	1	0.24	12.97	15.24	0.24
VHM0494	14	16	2	5	8.80	9.15	6.68	8.80
VHM0494	16	18	2	1	0.20	5.07	25.45	0.20

VHM Limited
ABN 58 601 004 102
Suite 1, Level 11, 330 Collins St
Melbourne VIC 3000

For personal use only

HoleID	FROM	TO	LENGTH	ZONE	THM[1]	SLIMES	OS	THM_SOR[2]
VHM0494	18	19	1	10	0.34	11.20	23.48	0.34
VHM0494	19	26	7	2	5.15	15.61	5.08	5.15
VHM0495	3	14	11	1	0.25	8.50	15.92	0.25
VHM0495	14	17	3	5	3.72	10.05	3.87	3.72
VHM0495	17	20	3	1	0.37	4.40	5.21	0.37
VHM0495	20	27	7	2	2.03	14.67	2.70	2.03
VHM0496	4	14	10	1	0.24	15.22	14.64	0.24
VHM0496	14	18	4	5	3.89	13.95	2.28	3.89
VHM0496	18	20	2	1	0.86	11.74	19.44	0.86
VHM0496	20	26	6	2	4.75	15.55	3.14	4.75
VHM0497	4	16	12	1	0.34	16.51	12.10	0.34
VHM0497	16	20	4	5	2.98	14.94	6.92	2.98
VHM0497	20	26	6	2	4.10	16.20	3.68	4.10
VHM0498	4	15	11	1	0.26	10.66	19.91	0.26
VHM0498	15	16	1	5	0.92	16.19	3.13	0.92
VHM0498	16	27	11	2	3.62	16.36	2.96	3.62
VHM0499	4	13	9	1	0.33	13.06	15.63	0.33
VHM0499	13	17	4	5	1.92	17.74	2.70	1.92
VHM0499	17	25	8	2	4.40	16.76	4.48	4.40
VHM0500	4	11	7	1	0.46	20.39	2.23	0.46
VHM0500	11	12	1	4	0.89	19.18	5.19	0.89
VHM0500	12	16	4	10	0.52	18.04	1.04	0.52
VHM0500	16	23	7	2	3.69	16.91	2.75	3.69
VHM0501	0	9	9	1	0.22	10.57	16.41	0.22
VHM0501	9	11	2	4	1.20	16.35	8.72	1.20
VHM0501	11	14	3	10	0.46	20.44	0.99	0.46
VHM0501	14	21	7	2	3.29	17.73	2.42	3.29
VHM0502	3	15	12	1	0.47	7.25	17.05	0.47
VHM0502	15	18	3	5	1.07	4.22	8.11	1.07
VHM0502	18	19	1	10	0.65	8.85	15.38	0.65
VHM0502	19	27	8	2	4.98	17.07	3.17	4.98
VHM0503	4	16	12	1	0.34	13.87	17.20	0.34
VHM0503	16	19	3	5	4.83	13.12	0.42	4.83
VHM0503	19	27	8	2	4.89	15.04	5.02	4.89
VHM0504	5	16	11	1	0.32	13.55	14.33	0.32
VHM0504	16	21	5	5	1.90	13.42	2.34	1.90
VHM0504	21	28	7	2	3.92	15.49	2.99	3.92
VHM0505	4	14	10	1	0.48	16.86	5.81	0.48
VHM0505	14	15	1	5	2.09	19.12	3.09	2.09
VHM0505	15	17	2	10	0.17	17.14	2.97	0.17
VHM0505	17	26	9	2	3.98	16.34	1.69	3.98
VHM0506	4	14	10	1	0.33	20.21	3.43	0.33
VHM0506	14	16	2	5	1.60	16.45	2.98	1.60
VHM0506	16	24	8	2	3.28	18.84	3.18	3.28
VHM0507	3	13	10	1	0.54	11.95	15.28	0.54
VHM0507	13	15	2	5	1.51	18.70	0.76	1.51

VHM Limited
ABN 58 601 004 102
Suite 1, Level 11, 330 Collins St
Melbourne VIC 3000

For personal use only

HoleID	FROM	TO	LENGTH	ZONE	THM[1]	SLIMES	OS	THM_SOR[2]
VHM0507	15	16	1	10	0.49	13.05	0.19	0.49
VHM0507	16	23	7	2	3.44	17.35	2.30	3.44
VHM0508	1	9	8	1	0.21	6.33	8.61	0.21
VHM0508	9	11	2	4	0.96	20.66	1.58	0.96
VHM0508	11	15	4	10	0.51	17.50	3.62	0.51
VHM0508	15	24	9	2	2.84	19.56	1.91	2.84
VHM0509	1	9	8	1	0.38	6.41	25.39	0.38
VHM0509	9	13	4	4	0.81	15.24	6.70	0.81
VHM0509	13	16	3	10	0.57	17.30	0.31	0.57
VHM0509	16	22	6	2	3.89	16.74	1.45	3.89
VHM0510	0	7	7	1	0.28	15.60	22.57	0.28
VHM0510	7	10	3	4	1.58	20.33	1.98	1.58
VHM0510	10	13	3	10	0.37	12.74	0.44	0.37
VHM0510	13	18	5	2	3.11	16.65	2.26	3.11
VHM0511	2	11	9	1	0.27	8.19	30.20	0.27
VHM0511	11	12	1	4	1.07	16.36	2.97	1.07
VHM0511	12	17	5	10	0.43	13.72	4.79	0.43
VHM0511	17	22	5	2	2.66	15.38	3.14	2.66
VHM0512	2	9	7	1	0.26	13.64	12.06	0.26
VHM0512	9	14	5	10	0.24	9.57	6.03	0.24
VHM0512	14	19	5	2	3.30	12.61	1.75	3.30
VHM0513	2	4	2	1	0.54	18.27	4.69	0.54
VHM0513	4	7	3	4	2.37	14.42	3.67	2.37
VHM0513	7	11	4	10	0.50	14.65	1.62	0.50
VHM0513	11	16	5	2	2.64	14.39	0.94	2.64
VHM0514	3	18	15	11	0.46	17.76	11.95	0.46
VHM0514	18	19	1	3	2.20	13.81	34.50	2.20
VHM0514	19	25	6	101	0.26	13.06	2.58	0.26
VHM0514	25	31	6	12	1.70	13.83	1.90	1.70
VHM0515	4	17	13	1	0.45	12.98	4.67	0.45
VHM0515	17	18	1	5	0.51	10.18	20.17	0.51
VHM0515	18	19	1	1	0.46	10.20	34.60	0.46
VHM0515	19	26	7	2	5.33	15.11	3.66	5.33
VHM0516	4	18	14	1	0.32	15.72	2.89	0.32
VHM0516	18	26	8	2	2.67	17.44	1.78	2.67
VHM0517	7	18	11	1	0.45	22.17	3.37	0.45
VHM0517	18	26	8	2	2.74	16.52	1.14	2.74
VHM0518	3	14	11	1	0.27	17.07	12.06	0.27
VHM0518	14	17	3	10	0.52	20.86	1.00	0.52
VHM0518	17	25	8	2	2.66	17.04	2.16	2.66
VHM0519	4	14	10	1	0.37	10.56	12.68	0.37
VHM0519	14	19	5	5	2.85	13.57	5.81	2.85
VHM0519	19	25	6	2	4.45	13.71	4.57	4.45
VHM0520	4	14	10	1	0.37	15.07	20.03	0.37
VHM0520	14	19	5	5	2.25	11.05	6.72	2.25
VHM0520	19	25	6	2	4.44	15.69	2.20	4.44

VHM Limited
ABN 58 601 004 102
Suite 1, Level 11, 330 Collins St
Melbourne VIC 3000

For personal use only

HoleID	FROM	TO	LENGTH	ZONE	THM[1]	SLIMES	OS	THM_SOR[2]
VHM0521	4	15	11	1	0.13	14.73	18.39	0.13
VHM0521	15	18	3	5	8.51	16.55	4.86	8.51
VHM0521	18	25	7	2	4.72	16.70	1.63	4.72
VHM0522	5	13	8	1	0.41	12.80	22.16	0.41
VHM0522	13	16	3	5	1.93	17.52	5.17	1.93
VHM0522	16	25	9	2	3.97	16.19	2.28	3.97
VHM0523	3	17	14	1	0.35	18.34	1.69	0.35
VHM0523	17	25	8	2	3.26	18.37	3.77	3.26
VHM0524	3	14	11	1	0.35	14.45	10.79	0.35
VHM0524	14	20	6	10	0.14	14.21	0.61	0.14
VHM0524	20	26	6	2	3.37	16.19	2.25	3.37
VHM0525	16	26	10	2	2.71	18.41	2.25	2.71
VHM0526	15	17	2	10	0.46	17.09	0.18	0.46
VHM0526	17	25	8	2	2.86	18.35	1.80	2.86
VHM0527	15	20	5	10	0.37	16.44	0.99	0.37
VHM0527	20	24	4	2	3.58	17.71	5.79	3.58
VHM0528	14	17	3	10	0.31	12.83	3.01	0.31
VHM0528	17	22	5	2	2.70	15.40	1.89	2.70
VHM0529	17	19	2	10	0.44	14.56	0.32	0.44
VHM0529	19	23	4	2	4.59	16.97	1.66	4.59
VHM0530	11	17	6	10	0.44	11.42	2.50	0.44
VHM0530	17	22	5	2	2.69	15.25	1.49	2.69
VHM0531	2	9	7	1	0.23	10.28	39.37	0.23
VHM0531	9	10	1	4	2.21	12.95	10.96	2.21
VHM0531	10	15	5	10	0.43	13.24	1.57	0.43
VHM0531	15	20	5	2	2.76	16.22	0.58	2.76
VHM0532	8	13	5	10	0.32	13.51	0.05	0.32
VHM0532	13	18	5	2	2.01	15.33	2.97	2.01
VHM0533	21	27	6	12	1.66	17.33	3.93	1.66
VHM0534	15	24	9	2	1.80	16.40	3.15	1.80
VHM0535	14	20	6	10	0.34	21.88	0.81	0.34
VHM0535	20	24	4	2	3.80	19.40	1.95	3.80
VHM0536	4	12	8	1	0.36	11.01	3.09	0.36
VHM0536	12	23	11	2	2.47	16.35	4.23	2.47
VHM0537	17	23	6	2	2.22	16.56	3.77	2.22
VHM0538	18	24	6	2	1.97	17.61	1.35	1.97
VHM0539	16	19	3	10	0.40	10.10	0.36	0.40
VHM0539	19	23	4	2	3.35	15.21	1.90	3.35
VHM0540	12	20	8	10	0.74	12.50	0.12	0.74
VHM0540	20	24	4	2	3.70	15.57	1.18	3.70
VHM0541	13	17	4	10	0.41	10.56	0.42	0.41
VHM0541	17	22	5	2	2.15	15.87	1.37	2.15
VHM0542	3	14	11	1	0.27	9.88	31.02	0.27
VHM0542	14	23	9	2	4.24	13.10	3.47	4.24
VHM0543	12	17	5	10	0.31	9.88	0.07	0.31
VHM0543	17	22	5	2	1.59	11.67	3.99	1.59

VHM Limited
ABN 58 601 004 102
Suite 1, Level 11, 330 Collins St
Melbourne VIC 3000

For personal use only

HoleID	FROM	TO	LENGTH	ZONE	THM[1]	SLIMES	OS	THM_SOR[2]
VHM0544	8	12	4	10	0.08	11.16	32.44	0.08
VHM0544	12	13	1	4	2.28	17.16	4.33	2.28
VHM0544	13	18	5	10	0.14	13.82	5.14	0.14
VHM0544	18	23	5	2	1.39	15.50	3.31	1.39
VHM0545	12	18	6	10	0.28	14.14	0.07	0.28
VHM0545	18	24	6	2	1.51	14.02	1.33	1.51
VHM0546	2	8	6	1	0.07	13.52	2.67	0.07
VHM0546	8	9	1	10	0.11	15.74	0.61	0.11
VHM0546	9	10	1	4	2.85	18.01	1.00	2.85
VHM0546	10	15	5	10	0.20	13.67	0.69	0.20
VHM0546	15	21	6	2	2.69	15.62	1.20	2.69
VHM0547	2	8	6	1	0.21	10.60	13.82	0.21
VHM0547	8	9	1	10	0.17	14.10	0.43	0.17
VHM0547	9	16	7	2	1.87	16.37	2.13	1.87
VHM0548	2	3	1	1	0.22	16.66	21.66	0.22
VHM0548	3	7	4	4	1.62	20.92	1.65	1.62
VHM0548	7	12	5	10	0.33	15.32	4.37	0.33
VHM0548	12	17	5	2	2.34	14.51	1.06	2.34
VHM0549	8	18	10	10	0.27	16.65	2.76	0.27
VHM0549	18	22	4	2	2.00	15.05	2.36	2.00
VHM0550	8	10	2	10	0.64	17.73	4.14	0.64
VHM0550	10	11	1	4	1.31	11.10	7.49	1.31
VHM0550	11	17	6	10	0.36	15.88	3.06	0.36
VHM0550	17	21	4	2	2.95	16.08	3.30	2.95
VHM0551	2	8	6	1	0.24	13.20	16.64	0.24
VHM0551	8	9	1	10	0.55	16.07	1.55	0.55
VHM0551	9	11	2	4	3.87	17.38	0.42	3.87
VHM0551	11	17	6	10	0.16	16.08	1.53	0.16
VHM0551	17	21	4	2	0.90	13.56	3.16	0.90
VHM0552	9	12	3	10	0.57	18.68	4.42	0.57
VHM0552	12	13	1	4	1.11	21.12	7.18	1.11
VHM0552	13	17	4	10	0.15	13.58	0.47	0.15
VHM0552	17	21	4	2	2.24	17.07	3.93	2.24
VHM0553	8	10	2	10	0.19	11.67	16.16	0.19
VHM0553	10	11	1	4	0.93	11.47	7.98	0.93
VHM0553	11	16	5	10	0.23	11.89	1.70	0.23
VHM0553	16	21	5	2	1.73	12.83	1.27	1.73
VHM0554	8	10	2	10	0.17	13.80	8.82	0.17
VHM0554	10	12	2	4	1.04	18.68	0.97	1.04
VHM0554	12	17	5	10	0.15	13.34	1.37	0.15
VHM0554	17	21	4	2	2.66	15.81	2.58	2.66
VHM0555	8	9	1	10	0.15	16.82	12.70	0.15
VHM0555	9	12	3	4	2.32	18.38	0.73	2.32
VHM0555	12	17	5	10	0.25	13.51	0.82	0.25
VHM0555	17	21	4	2	2.33	13.23	2.80	2.33
VHM0556	8	11	3	10	0.45	17.35	5.34	0.45

VHM Limited
ABN 58 601 004 102
Suite 1, Level 11, 330 Collins St
Melbourne VIC 3000

For personal use only

HoleID	FROM	TO	LENGTH	ZONE	THM[1]	SLIMES	OS	THM_SOR[2]
VHM0556	11	12	1	4	1.16	16.84	1.97	1.16
VHM0556	12	17	5	10	0.23	15.31	4.78	0.23
VHM0556	17	22	5	2	2.06	14.53	1.68	2.06
VHM0557	17	22	5	101	0.18	15.16	4.62	0.18
VHM0557	22	27	5	12	3.02	19.93	2.26	3.02
VHM0558	12	23	11	101	0.26	16.17	4.18	0.26
VHM0558	23	27	4	12	3.00	22.08	1.22	3.00
VHM0559	14	24	10	101	0.19	18.27	1.55	0.19
VHM0559	24	29	5	12	3.73	20.75	2.03	3.73
VHM0560	22	26	4	101	0.16	15.39	4.42	0.16
VHM0560	26	30	4	12	1.06	16.76	2.44	1.06
VHM0561	2	8	6	1	0.43	17.06	6.78	0.43
VHM0561	8	10	2	4	1.55	16.33	1.97	1.55
VHM0561	10	13	3	10	0.27	13.22	7.95	0.27
VHM0561	13	20	7	2	2.32	14.82	1.67	2.32
VHM0562	3	12	9	1	0.19	11.97	0.80	0.19
VHM0562	12	15	3	10	0.29	17.15	1.88	0.29
VHM0562	15	19	4	2	1.90	17.66	1.30	1.90
VHM0563	2	8	6	1	0.16	16.38	8.14	0.16
VHM0563	8	14	6	10	0.23	16.89	0.36	0.23
VHM0563	14	18	4	2	2.67	15.89	3.88	2.67
VHM0564	2	8	6	1	0.40	16.21	11.89	0.40
VHM0564	8	13	5	10	0.35	14.40	1.91	0.35
VHM0564	13	18	5	2	2.62	15.76	4.30	2.62
VHM0565	8	13	5	10	0.57	17.79	0.35	0.57
VHM0565	13	18	5	2	2.51	18.75	7.75	2.51
VHM0566	2	8	6	1	0.20	4.55	11.62	0.20
VHM0566	8	13	5	10	0.11	10.67	5.32	0.11
VHM0566	13	20	7	2	2.90	15.94	2.49	2.90
VHM0567	2	11	9	1	0.08	16.67	5.94	0.08
VHM0567	11	13	2	10	0.34	16.88	0.26	0.34
VHM0567	13	17	4	2	2.79	20.43	4.56	2.79
VHM0568	2	12	10	1	0.11	15.17	2.66	0.11
VHM0568	12	15	3	10	0.35	12.71	0.73	0.35
VHM0568	15	20	5	2	1.91	15.15	1.48	1.91
VHM0569	12	18	6	10	0.29	15.37	5.62	0.29
VHM0569	18	22	4	2	3.00	17.44	2.37	3.00
VHM0570	3	13	10	1	0.24	18.38	9.26	0.24
VHM0570	13	14	1	4	1.11	10.80	0.90	1.11
VHM0570	14	19	5	10	0.21	15.88	0.65	0.21
VHM0570	19	24	5	2	2.57	18.86	5.25	2.57
VHM0571	2	12	10	1	0.25	12.85	14.16	0.25
VHM0571	12	14	2	4	0.97	16.22	2.47	0.97
VHM0571	14	18	4	10	0.27	12.29	0.38	0.27
VHM0571	18	22	4	2	4.06	17.08	2.69	4.06
VHM0572	2	12	10	1	0.28	16.10	0.26	0.28

VHM Limited
ABN 58 601 004 102
Suite 1, Level 11, 330 Collins St
Melbourne VIC 3000

For personal use only

HoleID	FROM	TO	LENGTH	ZONE	THM[1]	SLIMES	OS	THM_SOR[2]
VHM0572	12	13	1	10	0.48	10.37	0.06	0.48
VHM0572	13	14	1	4	0.66	18.77	0.17	0.66
VHM0572	14	20	6	2	2.84	23.71	3.00	2.84
VHM0573	2	10	8	1	0.21	18.52	6.38	0.21
VHM0573	10	11	1	4	0.53	19.23	0.46	0.53
VHM0573	11	16	5	10	0.38	19.21	1.05	0.38
VHM0573	16	20	4	2	6.44	20.06	4.99	6.44
VHM0574	8	14	6	10	0.43	9.60	2.56	0.43
VHM0574	14	19	5	2	3.12	17.56	1.62	3.12
VHM0575	11	15	4	10	0.46	14.18	6.95	0.46
VHM0575	15	20	5	2	3.10	18.99	1.80	3.10
VHM0576	2	10	8	1	0.14	11.37	18.35	0.14
VHM0576	10	13	3	4	0.95	16.41	2.16	0.95
VHM0576	13	17	4	10	0.47	15.95	4.38	0.47
VHM0576	17	22	5	2	2.76	15.08	3.66	2.76
VHM0577	9	12	3	10	0.30	12.91	0.68	0.30
VHM0577	12	16	4	2	3.32	20.84	1.86	3.32
VHM0578	10	14	4	10	0.16	20.40	0.20	0.16
VHM0578	14	19	5	2	4.10	18.38	1.04	4.10
VHM0579	11	14	3	10	0.48	17.21	0.43	0.48
VHM0579	14	18	4	2	4.59	21.51	1.77	4.59
VHM0580	2	12	10	1	0.46	9.24	22.26	0.46
VHM0580	14	16	2	10	0.54	20.21	0.21	0.54
VHM0580	16	21	5	2	4.24	19.70	2.68	4.24
VHM0581	11	14	3	10	0.30	20.31	0.10	0.30
VHM0581	14	22	8	2	2.42	16.23	0.69	2.42
VHM0582	12	18	6	10	0.41	12.84	3.21	0.41
VHM0582	18	23	5	2	2.82	19.61	2.59	2.82
VHM0583	2	18	16	1	0.46	20.09	0.72	0.46
VHM0583	18	22	4	2	2.85	21.17	1.81	2.85
VHM0584	2	18	16	1	0.17	17.37	6.30	0.17
VHM0584	18	19	1	10	0.72	17.34	0.38	0.72
VHM0584	19	23	4	2	3.61	16.87	0.82	3.61
VHM0585	13	17	4	10	0.44	17.16	0.43	0.44
VHM0585	17	22	5	2	4.10	22.98	3.30	4.10
VHM0586	12	16	4	10	0.41	17.25	0.91	0.41
VHM0586	16	21	5	2	3.38	16.91	1.36	3.38
VHM0587	14	18	4	10	0.59	18.28	0.28	0.59
VHM0587	18	23	5	2	4.09	20.92	3.07	4.09

Notes: Reporting Parameters
[1] Raw THM grades as exported from VHM's database, Heavy Liquid Separation (HLS), 20µm and 38µm bottom screen methods
[2] Slope of regression formula applied to 38 micron assay data, all 20 micron data has remained as exported from VHM's database
[3] Average THM% of combined samples within modelled zones
[4] No high cut applied to data set.
[5] No minimum reporting length applied.

VHM Limited
ABN 58 601 004 102
Suite 1, Level 11, 330 Collins St
Melbourne VIC 3000

Appendix D – Significant Assays from mineral assemblage data at the Area 1 Project

Mineral assemblage via Quantitative Automated Mineralogical Analysis (QEMScan)

Composite ID	Total Heavy Mineral (THM)	Zircon	Rutile	Leucoxene	Ilmenite	Monazite	Xenotime	VHM	Trash
	(%)	(%)	(%)	(%)	(%)	(%)	(%)	(%)	(%)
18Q0007	2.14	20.1	10.6	8.2	25.0	3.4	0.6	67.9	32.1
18Q0012	12.58	0.7	3.1	4.4	9.6	0.1	0.1	18.0	82.0
18Q0013	4.34	1.7	1.4	1.4	3.5	0.3	0.05	8.3	91.7
18Q0014	3.45	2.7	3.9	4.1	3.9	0	0.2	14.8	85.2
18Q0015	2.37	5.4	3.7	3.5	9.0	0.6	0.2	22.4	77.6
18Q0016	8.84	0.9	3.6	5.1	8.0	0.1	0.04	17.7	82.3
18Q0017	5.06	3.2	4.0	7.6	23.5	0.8	0.2	39.2	60.8
18Q0018	2.50	27.8	13.4	10.6	22.7	4.4	1.0	80.0	20.0
18Q0019	2.87	13.1	11.2	12.5	24.6	2.2	0.6	64.2	35.8
18Q0020	4.41	10.9	8.1	8.7	21.4	1.6	0.5	51.2	48.8
18Q0021	5.08	23.1	13.6	9.3	28.4	2.9	0.7	78.1	21.9
18Q0022	3.25	27.5	11.8	9.4	28.8	3.5	0.8	81.8	18.2
18Q0023	3.10	5.2	7.8	8.7	22.6	0.9	0.4	45.6	54.4
18Q0024	2.84	13.6	9.1	14.0	21.6	2.7	0.6	61.5	38.5
18Q0025	2.83	16.5	10.4	12.5	25.7	3.0	0.6	68.8	31.2
18Q0026	4.02	13.2	11.0	11.2	29.8	1.9	0.6	67.7	32.3
18Q0027b	4.77	23.1	13.5	11.8	29.6	2.7	0.6	81.3	18.7
18Q0028b	5.91	33.9	15.9	13.9	19.9	4.2	0.9	88.6	11.4
18Q0029	12.68	31.1	15.4	11.6	25.3	4.4	1.0	88.8	11.2
18Q0030	3.67	28.2	17.8	14.6	28.3	3.5	0.9	93.4	6.6
18Q0031	6.92	30.7	14.3	12.5	31.2	4.5	1.1	94.4	5.6
18Q0032	3.20	22.1	18.0	14.9	26.8	2.4	0.8	84.8	15.2
18Q0033b	5.50	32.0	14.6	11.7	26.3	4.1	0.9	89.6	10.4
18Q0034	5.75	3.4	1.3	0.7	5.0	0.5	0.1	10.9	89.1
18Q0035b	3.25	25.9	13.2	10.2	25.9	4.5	0.8	80.4	19.6
18Q0036	13.48	0.2	0.2	0.2	1.5	0.001	0	2.1	97.9
18Q0037b	7.59	37.2	13.8	11.1	23.5	4.8	1.1	91.5	8.5
18Q0038b	4.63	32.2	14.2	10.3	26.8	4.1	1.0	88.6	11.4
18Q0039b	3.07	27.8	11.9	10.2	24.4	4.1	0.7	79.1	20.9
18Q0041b	7.91	35.1	13.0	10.3	27.1	4.6	1.1	91.1	8.9
18Q0043b	4.02	31.8	11.8	8.0	28.3	4.7	1.1	85.7	14.3
18Q0044	4.19	10.7	3.9	2.4	10.5	2.0	0.3	29.8	70.2
18Q0045	2.54	21.1	5.7	3.0	16.8	3.2	0.6	50.5	49.5
18Q0046b	4.96	26.9	10.0	6.3	21.1	4.0	0.8	69.0	31.0
18Q0047	4.47	6.9	1.8	1.0	4.9	1.2	0.2	16.0	84.0
18Q0048	3.00	9.8	4.0	2.5	11.9	1.7	0.3	30.0	70.0
18Q0049	3.33	7.4	2.4	1.3	6.1	1.3	0.2	18.6	81.4
18Q0050b	3.23	32.9	10.4	9.1	27.0	7.1	1.0	87.6	12.4
18Q0051b	2.80	30.5	10.2	8.5	25.5	4.8	0.9	80.4	19.6
18Q0052b	3.04	32.6	11.1	8.1	25.3	6.3	1.3	84.6	15.4
18Q0053b	3.01	32.5	11.4	7.7	28.3	6.3	1.1	87.1	12.9
18Q0054b	2.59	18.1	16.4	17.4	19.8	2.0	0.6	74.2	25.8
18Q0055b	6.17	32.4	13.8	11.6	25.7	4.2	0.9	88.6	11.4
18Q0056b	2.31	23.4	13.0	12.0	28.7	3.5	0.8	81.5	18.5

For personal use only

VHM Limited
ABN 58 601 004 102
Suite 1, Level 11, 330 Collins St
Melbourne VIC 3000

For personal use only

Composite ID	Total Heavy Mineral (THM)	Zircon	Rutile	Leucoxene	Ilmenite	Monazite	Xenotime	VHM	Trash
	(%)	(%)	(%)	(%)	(%)	(%)	(%)	(%)	(%)
18Q0057	1.97	17.3	16.1	16.1	25.0	1.8	0.4	76.7	23.3
18Q0058b	6.60	31.3	14.1	11.0	25.4	4.3	0.7	86.7	13.3
18Q0059b	2.21	22.2	11.5	11.2	21.5	3.2	0.4	70.0	30.0
18Q0060	4.26	3.7	2.2	1.8	7.4	0.8	0.1	16.0	84.0
18Q0061	4.63	38.9	10.3	7.0	29.4	6.7	1.2	93.4	6.6
18Q0062	5.66	2.0	1.3	0.8	4.6	0.2	0.02	8.9	91.1
18Q0063	2.04	2.9	2.0	1.4	6.1	0.4	0.04	12.8	87.2
18Q0064b	6.15	31.3	12.1	8.4	27.7	4.8	1.0	85.4	14.6
18Q0065b	3.59	32.2	10.4	7.4	24.1	7.4	1.4	83.0	17.0
18Q0066	3.36	17.0	6.1	3.9	16.9	3.2	0.5	47.6	52.4
18Q0067	2.80	10.9	8.8	13.3	33.1	1.8	0.5	68.4	31.6
18Q0068b	3.63	36.4	12.3	9.3	24.0	5.6	0.9	88.4	11.6
18Q0069b	7.86	35.0	13.6	10.6	25.3	4.8	1.2	90.4	9.6
18Q0070b	2.94	31.3	14.4	9.5	28.6	4.4	0.8	89.0	11.0
18Q0071b	4.08	26.0	14.2	9.3	30.7	3.9	0.9	85.1	14.9
18Q0072	4.98	1.9	6.0	10.4	24.4	0.3	0.1	43.2	56.8
18Q0073b	3.74	35.5	12.0	8.7	26.4	5.8	0.9	89.2	10.8
18Q0074b	7.68	31.6	14.8	10.3	27.1	5.1	1.0	89.8	10.2
18Q0075b	4.17	30.8	10.5	8.3	29.9	4.4	1.0	84.9	15.1
18Q0076b	3.10	27.9	14.0	9.9	28.7	3.6	0.9	85.1	14.9
18Q0077b	3.54	23.3	14.8	10.3	28.1	3.0	0.8	80.3	19.7
18Q0079b	5.23	33.5	13.2	9.5	28.0	4.7	1.0	89.9	10.1
18Q0080b	4.75	32.1	12.8	10.8	26.7	4.3	1.0	87.6	12.4
18Q0081b	4.02	30.5	14.5	11.2	27.3	3.8	0.8	88.1	11.9
18Q0082b	2.97	22.8	12.1	9.6	29.8	3.3	0.7	78.4	21.6
18Q0083	6.35	1.7	4.2	6.9	9.5	0.3	0.1	22.6	77.4
18Q0084	11.17	0.6	4.0	6.3	18.7	0.1	0.1	29.8	70.2
18Q0085b	9.29	35.7	14.0	10.0	24.7	5.2	1.1	90.6	9.4
18Q0086	3.68	7.5	6.2	12.4	24.4	1.5	0.3	52.4	47.6
18Q0087b	4.12	33.5	13.6	9.0	25.7	5.1	1.2	88.1	11.9
18Q0088b	4.89	26.5	12.3	9.6	29.6	3.8	0.8	82.6	17.4
18Q0089	3.30	0.4	2.5	3.5	4.9	0.1	0.2	11.6	88.4
18Q0090b	2.84	29.3	14.1	9.2	28.2	4.1	0.7	85.5	14.5
18Q0091b	2.56	18.0	12.8	10.8	26.9	2.8	0.5	71.7	28.3
18Q0092	2.84	22.8	17.6	14.5	23.0	3.6	0.7	82.2	17.8
18Q0093b	6.00	34.2	15.3	12.3	22.5	4.5	1.0	89.8	10.2
18Q0094b	3.75	24.0	12.0	9.8	36.5	3.2	0.7	86.3	13.7
18Q0095b	2.32	28.5	15.3	9.9	28.8	3.8	0.8	87.1	12.9
18Q0096b	3.10	18.5	11.2	9.0	28.5	2.8	0.8	70.8	29.2
18Q0097b	1.86	21.0	12.6	11.9	24.6	3.1	0.8	73.9	26.1
18Q0098b	7.65	34.7	12.8	10.4	25.9	5.1	0.9	89.7	10.3
18Q0099	2.79	17.2	12.9	11.9	20.8	2.5	1.0	66.2	33.8
18Q0100	2.30	22.3	17.8	13.8	22.6	2.4	0.7	79.5	20.5
18Q0102	2.02	21.0	9.5	10.2	28.7	5.2	0.7	75.2	24.8
18Q0103	2.16	11.0	9.6	9.3	25.0	1.8	0.5	57.2	42.8
18Q0104	4.34	16.3	9.4	9.1	14.8	2.4	0.7	52.7	47.4
18Q0105b	6.71	31.3	13.5	10.1	27.5	4.1	0.8	87.3	12.7

VHM Limited
ABN 58 601 004 102
Suite 1, Level 11, 330 Collins St
Melbourne VIC 3000

For personal use only

Composite ID	Total Heavy Mineral (THM)	Zircon	Rutile	Leucoxene	Ilmenite	Monazite	Xenotime	VHM	Trash
	(%)	(%)	(%)	(%)	(%)	(%)	(%)	(%)	(%)
18Q0106b	4.65	30.7	15.8	12.1	23.9	4.0	0.9	87.4	12.6
18Q0107b	2.28	25.0	14.5	12.3	25.0	3.7	0.7	81.3	18.7
18Q0108	5.23	14.6	8.1	8.1	27.2	2.3	0.4	60.7	39.3
18Q0109b	6.38	30.4	12.5	10.4	26.8	4.0	0.9	85.0	15.0
18Q0110b	4.43	27.8	16.7	12.7	23.8	3.8	0.7	85.6	14.4
18Q0111b	2.50	40.4	9.1	7.6	20.2	10.0	1.2	88.7	11.3
18Q0112b	2.76	29.3	13.4	10.2	28.0	3.8	0.8	85.5	14.5
18Q0113	1.25	14.9	19.6	19.7	19.6	2.0	0.7	76.4	23.6
18Q0114b	2.13	24.9	14.1	10.8	23.5	4.7	0.6	78.6	21.4
18Q0115	1.23	14.7	12.2	15.6	32.0	2.6	0.8	77.7	22.3
18Q0116	1.41	9.3	11.6	10.9	17.0	1.7	0.3	50.7	49.3
18Q0117	13.04	0.3	0.2	0.3	2.3	0.03	0.01	3.2	96.8
18Q0118	5.43	2.4	1.1	0.8	5.5	0.3	0.1	10.3	89.7
18Q0119	36.18	0.03	0.1	0.04	1.0	0	0.003	1.2	98.8
18Q0120	1.61	43.7	9.5	6.7	19.7	9.2	1.6	90.4	9.6
18Q0121	1.57	29.8	13.0	9.1	30.0	4.1	0.7	86.7	13.3
18Q0122	1.87	37.2	7.7	5.7	19.3	6.8	0.6	77.2	22.8
18Q0123	1.51	30.5	12.1	12.0	29.3	4.7	1.2	89.8	10.2
18Q0124	9.54	1.0	0.6	0.4	2.2	0.1	0.04	4.3	95.7
18Q0125	1.42	35.8	8.7	6.5	19.5	9.1	1.1	80.7	19.3
18Q0126	2.05	33.6	12.0	8.5	28.8	4.8	1.2	88.8	11.2
18Q0127	2.53	25.4	22.0	16.6	22.5	2.7	1.0	90.2	9.8
18Q0128	1.13	41.3	10.1	7.0	22.0	9.3	1.1	90.8	9.2
18Q0129	2.37	29.9	14.4	10.0	30.0	4.3	0.9	89.5	10.5
18Q0130	3.17	16.8	13.4	13.6	22.3	1.8	0.5	68.4	31.6
18Q0131	1.50	35.1	9.7	8.3	22.8	7.0	1.3	84.3	15.8
18Q0132	2.64	32.9	11.7	7.5	30.6	4.3	0.8	87.8	12.2
18Q0133	4.24	9.5	4.2	2.8	17.2	0.9	0.2	34.8	65.2
18Q0134	1.52	33.2	8.9	10.3	20.6	6.8	1.2	80.9	19.1
18Q0135	3.70	33.6	13.3	8.3	27.7	4.9	0.8	88.5	11.5
18Q0136	4.37	11.9	5.4	3.5	24.5	1.0	0.4	46.7	53.3
18Q0137	1.68	11.7	20.8	20.6	20.7	1.3	0.6	75.6	24.4
18Q0138	1.03	36.7	9.5	9.7	17.9	9.0	1.2	84.0	16.0
18Q0139	2.57	37.1	11.2	7.8	26.6	6.2	1.0	89.9	10.1
18Q0140	1.13	16.1	19.9	19.5	17.1	2.1	0.6	75.3	24.7
18Q0141	3.46	33.0	10.2	11.1	21.7	6.4	1.0	83.4	16.6
18Q0142	2.51	31.0	13.5	9.3	28.7	5.2	1.1	88.8	11.2
18Q0143	2.40	37.9	9.6	7.6	23.3	8.0	1.3	87.6	12.4
18Q0144	2.68	25.9	15.5	8.1	31.4	3.9	0.8	85.6	14.4
18Q0145	10.51	1.0	0.5	0.3	2.5	0.1	0.03	4.5	95.5
18Q0146	4.16	24.8	9.0	9.2	31.1	4.5	0.9	79.4	20.6
18Q0147	2.75	17.9	8.7	4.9	17.4	2.6	0.6	52.1	47.9
18Q0148	3.89	28.3	10.6	8.6	29.5	5.6	1.1	83.6	16.4
18Q0149	1.76	24.8	10.6	8.3	27.9	5.8	0.7	78.1	21.9
18Q0150	3.38	19.3	8.5	5.3	21.0	4.1	0.5	58.7	41.3
18Q0151	3.59	28.7	9.3	8.4	30.6	5.7	1.1	83.8	16.2
18Q0152	1.98	30.5	11.2	7.6	26.9	5.8	0.8	82.8	17.2

VHM Limited
ABN 58 601 004 102
Suite 1, Level 11, 330 Collins St
Melbourne VIC 3000

For personal use only

Composite ID	Total Heavy Mineral (THM)	Zircon	Rutile	Leucoxene	Ilmenite	Monazite	Xenotime	VHM	Trash
	(%)	(%)	(%)	(%)	(%)	(%)	(%)	(%)	(%)
18Q0153	3.46	36.0	10.9	7.8	26.3	5.9	1.0	87.9	12.1
18Q0154	3.10	28.0	12.5	9.7	31.9	4.1	0.9	87.0	13.0
18Q0155	2.37	24.5	19.9	14.6	22.6	2.4	0.8	84.8	15.2
18Q0156	2.57	28.7	9.7	9.3	25.3	4.9	0.7	78.5	21.5
18Q0157	4.16	25.5	11.0	9.3	28.7	3.4	0.7	78.6	21.4
18Q0158	2.20	26.6	10.8	8.9	26.8	4.6	0.7	78.4	21.6
18Q0159	2.86	29.0	13.5	7.8	30.5	3.9	0.9	85.6	14.4
18Q0160	2.85	33.8	11.5	7.9	25.4	5.7	1.0	85.2	14.8
18Q0161	4.52	32.3	11.7	8.4	27.7	4.3	1.0	85.4	14.6
18Q0162	3.23	32.3	10.9	9.5	26.9	5.0	0.9	85.5	14.5
18Q0163	3.30	24.9	11.9	9.8	27.7	3.4	0.7	78.3	21.7
18Q0164	3.61	32.4	14.7	13.4	22.3	4.0	0.8	87.6	12.4
18Q0165	2.08	24.6	14.2	11.3	27.3	3.6	0.3	81.4	18.6
18Q0166	6.02	5.4	6.5	13.7	44.4	1.3	0.4	71.8	28.2
18Q0167	1.95	21.4	20.5	18.0	18.0	2.0	0.7	80.6	19.4
18Q0168	2.41	0.4	3.6	5.4	4.1	0.2	0.1	13.7	86.3
18Q0169	5.06	32.2	12.3	10.4	26.8	4.3	1.0	87.0	13.0
18Q0170	2.40	27.4	14.3	8.2	30.0	3.9	0.9	84.7	15.3
18Q0171	5.86	32.0	12.1	10.2	27.2	4.2	0.8	86.5	13.5
18Q0172	4.74	33.3	12.8	11.2	25.0	4.5	0.9	87.7	12.3
18Q0173	3.72	28.1	15.4	9.2	30.7	3.4	0.5	87.3	12.7
19Q0001	3.55	12.7	9.3	11.9	26.3	2.4	0.4	63.0	37.0
19Q0002	4.31	26.5	12.6	10.9	27.3	3.6	0.7	81.5	18.5
19Q0003	3.47	26.1	12.6	8.5	29.9	3.4	0.5	80.9	19.1
19Q0004	2.52	23.9	12.4	11.4	16.8	4.2	0.6	69.2	30.8
19Q0005	5.35	29.8	13.0	10.6	28.7	4.1	0.9	87.0	13.0
19Q0006	2.66	22.6	12.0	9.2	32.8	3.3	0.9	80.8	19.2
19Q0042	2.88	30.8	11.3	10.1	26.0	6.0	0.9	85.0	15.0
19Q0043	4.80	25.2	13.1	10.4	20.9	3.4	0.8	73.8	26.2

Notes: Any discrepancies in totals are a function of rounding.

1. Mineral assemblage, via QEMScan Particle Analysis, is reported as a percentage of in-situ THM content.
2. Recoverable Zircon Grade can be calculated by THM Grade multiplied by Zircon Grade.
3. Recoverable Rutile Grade can be calculated by THM Grade multiplied by Rutile Grade.
4. Recoverable Leucoxene Grade can be calculated by THM Grade multiplied by Leucoxene Grade
5. Recoverable Ilmenite Grade can be calculated by THM Grade multiplied by Ilmenite Grade
6. Recoverable Monazite Grade can be calculated by THM Grade multiplied by Monazite Grade
7. Recoverable Xenotime Grade can be calculated by THM Grade multiplied by Xenotime Grade

VHM Limited
ABN 58 601 004 102
Suite 1, Level 11, 330 Collins St
Melbourne VIC 3000

For personal use only

Total Rare Earth Oxide results via XRF and ICP-MS analysis

Composite ID	Total Heavy Mineral (THM)	La2O3	CeO2	Pr6O11	Nd2O3	Sm2O3	Eu2O3	Gd2O3	Tb4O7	Dy2O3	Er2O3	Tm2O3	Yb2O3	Y2O3	TREO	TREO + Y2O3
	(%)	(%)	(%)	(%)	(%)	(%)	(%)	(%)	(%)	(%)	(%)	(%)	(%)	(%)	(%)	(%)
18Q0018	2.50	0.516	0	0.070	0.432	0.041	0.002	0.037	0.006	0.038	0.027	0.004	0.027	0.521	1.200	1.721
18Q0019	2.87	0.411	0	0.057	0.362	0.035	0.002	0.030	0.005	0.032	0.023	0.003	0.024	0.445	0.984	1.429
18Q0020	4.41	0.411	0	0.052	0.338	0.031	0.002	0.028	0.005	0.032	0.023	0.003	0.024	0.445	0.949	1.394
18Q0021	5.08	0.399	0	0.053	0.338	0.031	0.002	0.026	0.005	0.029	0.021	0.003	0.022	0.470	0.929	1.399
18Q0022	3.25	0.434	0	0.066	0.373	0.039	0.002	0.036	0.006	0.039	0.028	0.004	0.030	0.508	1.057	1.565
18Q0023	3.10	0.235	0	0	0.210	0	0	0	0	0	0	0	0	0.254	0.445	0.699
18Q0024	2.84	0.493	0	0.065	0.420	0.040	0.002	0.037	0.006	0.039	0.029	0.004	0.029	0.495	1.164	1.659
18Q0025	2.83	0.516	0	0.062	0.432	0.035	0.002	0.031	0.005	0.032	0.023	0.003	0.024	0.508	1.165	1.673
18Q0026	4.02	0.422	0	0.054	0.362	0.032	0.002	0.030	0.005	0.032	0.022	0.003	0.024	0.483	0.988	1.471
18Q0027b	4.77	0.340	0.749	0.085	0.315	0.058	0.003	0.057	0.012	0.061	0.043	0.007	0.047	0.394	1.777	2.171
18Q0028b	5.91	0.481	1.020	0.109	0.432	0.081	0.004	0.071	0.011	0.075	0.052	0.009	0.061	0.533	2.406	2.939
18Q0029	12.68	0.469	0	0.070	0.397	0.043	0.002	0.039	0.007	0.041	0.029	0.004	0.031	0.521	1.132	1.653
18Q0030	3.67	0.328	0	0.052	0.292	0.032	0.002	0.030	0.005	0.034	0.025	0.004	0.026	0.457	0.830	1.287
18Q0031	6.92	0.469	0	0.056	0.408	0.033	0.002	0.030	0.006	0.034	0.024	0.004	0.025	0.546	1.091	1.637
18Q0032	3.20	0.246	0	0.028	0.210	0.017	0.001	0.018	0.003	0.021	0.016	0.002	0.017	0.343	0.579	0.922
18Q0033b	5.50	0.446	0.970	0.109	0.420	0.081	0.004	0.069	0.010	0.073	0.052	0.008	0.058	0.495	2.300	2.795
18Q0034	5.75	0.059	0.111	0.015	0.058	0.010	0.001	0.008	0.001	0.008	0.005	0.001	0.006	0.051	0.283	0.334
18Q0035b	3.25	0.410	0.848	0.097	0.373	0.070	0.004	0.046	0.008	0.064	0.046	0.007	0.050	0.444	2.023	2.467
18Q0036	13.48	0.012	0.012	0.002	0.012	0.002	0	0.002	0	0.002	0.001	0.001	0.001	0.013	0.047	0.060
18Q0037b	7.59	0.516	1.106	0.121	0.455	0.058	0.004	0.058	0.010	0.084	0.059	0.009	0.067	0.559	2.547	3.106
18Q0038b	4.63	0.434	0.909	0.097	0.373	0.070	0.003	0.058	0.009	0.068	0.047	0.007	0.056	0.470	2.131	2.601
18Q0039b	3.07	0.434	0.921	0.099	0.397	0.067	0.003	0.062	0.018	0.062	0.043	0.007	0.046	0.432	2.159	2.591
18Q0040	2.99	0.270	0.577	0.063	0.233	0.043	0.002	0.041	0.007	0.046	0.035	0.006	0.037	0.343	1.360	1.703
18Q0041b	7.91	0.539	1.142	0.133	0.478	0.081	0.004	0.079	0.010	0.081	0.055	0.009	0.061	0.571	2.672	3.243
18Q0042	2.05	0.340	0.749	0.079	0.303	0.054	0.003	0.050	0.008	0.052	0.039	0.006	0.041	0.394	1.724	2.118
18Q0043b	4.02	0.516	1.093	0.121	0.455	0.081	0.004	0.069	0.009	0.076	0.052	0.008	0.056	0.508	2.540	3.048
18Q0044	4.19	0.223	0.467	0.051	0.187	0.035	0.002	0.031	0.005	0.029	0.020	0.003	0.020	0.203	1.073	1.276

For personal use only

Composite ID	Total Heavy Mineral (THM)	La2O3	CeO2	Pr6O11	Nd2O3	Sm2O3	Eu2O3	Gd2O3	Tb4O7	Dy2O3	Er2O3	Tm2O3	Yb2O3	Y2O3	TREO	TREO + Y2O3
	(%)	(%)	(%)	(%)	(%)	(%)	(%)	(%)	(%)	(%)	(%)	(%)	(%)	(%)	(%)	(%)
18Q0045	2.54	0.399	0.848	0.094	0.327	0.063	0.003	0.056	0.009	0.051	0.036	0.006	0.037	0.330	1.929	2.259
18Q0046b	4.96	0.422	0.897	0.109	0.385	0.070	0.003	0.069	0	0.061	0.042	0.006	0.048	0.406	2.112	2.518
18Q0047	4.47	0.047	0.111	0.012	0.047	0.009	0.001	0.007	0.001	0.007	0.005	0.001	0.006	0.051	0.254	0.305
18Q0048	3.00	0.199	0.430	0.050	0.175	0.034	0.002	0.030	0.005	0.027	0.020	0.003	0.020	0.191	0.995	1.186
18Q0049	3.33	0.106	0.233	0.026	0.093	0.018	0.001	0.017	0.003	0.016	0.011	0.002	0.011	0.102	0.537	0.639
18Q0050b	3.23	0.809	1.671	0.193	0.700	0.128	0.005	0.092	0	0.093	0.059	0.009	0.063	0.622	3.822	4.444
18Q0051b	2.80	0.586	1.204	0.133	0.513	0.093	0.004	0.069	0	0.081	0.055	0.008	0.060	0.508	2.806	3.314
18Q0052b	3.04	0.715	1.474	0.169	0.618	0.116	0.005	0.092	0	0.083	0.053	0.008	0.058	0.546	3.391	3.937
18Q0053b	3.01	0.645	1.364	0.157	0.572	0.104	0.004	0.081	0	0.081	0.054	0.008	0.063	0.559	3.133	3.692
18Q0054b	2.59	0.211	0.479	0.048	0.210	0.035	0.002	0.037	0	0.043	0.032	0.005	0.036	0.305	1.138	1.443
18Q0055b	6.17	0.481	1.007	0.121	0.432	0.093	0.004	0.074	0	0.077	0.053	0.009	0.059	0.521	2.410	2.931
18Q0056b	2.31	0.328	0.700	0.072	0.292	0.058	0.003	0.050	0	0.053	0.037	0.006	0.041	0.394	1.640	2.034
18Q0057	1.97	0.199	0.467	0.050	0.175	0.034	0.002	0.034	0.006	0.041	0.030	0.005	0.033	0	1.076	1.076
18Q0058b	6.60	0.434	0.946	0.109	0.397	0.070	0.004	0.071	0	0.074	0.052	0.009	0.055	0.508	2.221	2.729
18Q0059b	2.21	0.293	0.626	0.072	0.268	0.046	0.002	0.035	0	0.046	0.032	0.005	0.042	0.317	1.467	1.784
18Q0060	4.26	0.070	0.135	0.016	0.058	0.010	0.001	0.010	0.002	0.009	0.006	0.001	0.007	0	0.325	0.325
18Q0061	4.63	0.727	1.585	0.169	0.607	0.112	0.005	0.099	0.016	0.097	0.065	0.010	0.069	0	3.561	3.561
18Q0062	5.66	0.047	0.086	0.009	0.047	0.007	0.001	0.006	0.001	0.006	0.004	0.001	0.005	0	0.220	0.220
18Q0063	2.04	0.035	0.098	0.012	0.047	0.009	0.001	0.008	0.001	0.008	0.006	0.001	0.006	0	0.232	0.232
18Q0064b	6.15	0.528	1.069	0.121	0.455	0.081	0.004	0.058	0	0.078	0.055	0.008	0.061	0.508	2.518	3.026
18Q0065b	3.59	0.704	1.462	0.169	0.618	0.116	0.005	0.081	0	0.088	0.057	0.008	0.064	0.571	3.372	3.943
18Q0066	3.36	0.387	0.823	0.092	0.315	0.062	0.003	0.056	0.009	0.051	0.034	0.005	0.035	0	1.872	1.872
18Q0067	2.80	0.223	0.467	0.052	0.187	0.036	0.002	0	0.005	0.033	0.024	0.004	0.025	0.241	1.058	1.299
18Q0068b	3.63	0.586	1.216	0.145	0.502	0.093	0.004	0.069	0	0.082	0.056	0.008	0.065	0.559	2.826	3.385
18Q0069b	7.86	0.528	1.106	0.133	0.443	0.070	0.004	0.058	0	0.082	0.056	0.009	0.067	0.546	2.556	3.102
18Q0070b	2.94	0.457	0.921	0.109	0.385	0.070	0.004	0.058	0	0.069	0.048	0.007	0.055	0.457	2.183	2.640
18Q0071b	4.08	0.352	0.737	0.085	0.315	0.058	0.003	0.046	0	0.059	0.043	0.007	0.050	0.394	1.755	2.149
18Q0072	4.98	0.035	0.074	0.009	0.035	0.006	0	0	0.001	0.006	0.004	0.001	0.004	0.038	0.175	0.213

For personal use only

Composite ID	Total Heavy Mineral (THM)	La2O3	CeO2	Pr6O11	Nd2O3	Sm2O3	Eu2O3	Gd2O3	Tb4O7	Dy2O3	Er2O3	Tm2O3	Yb2O3	Y2O3	TREO	TREO + Y2O3
	(%)	(%)	(%)	(%)	(%)	(%)	(%)	(%)	(%)	(%)	(%)	(%)	(%)	(%)	(%)	(%)
18Q0073b	3.74	0.551	1.167	0.121	0.490	0.070	0.004	0.069	0	0.078	0.053	0.008	0.063	0.508	2.674	3.182
18Q0074b	7.68	0.493	1.020	0.109	0.443	0.081	0.004	0.058	0	0.074	0.054	0.008	0.061	0.521	2.405	2.926
18Q0075b	4.17	0.504	1.056	0.121	0.443	0.058	0.004	0.058	0	0.074	0.052	0.008	0.057	0.508	2.435	2.943
18Q0076b	3.10	0.410	0.848	0.097	0.350	0.058	0.003	0.046	0	0.065	0.047	0.007	0.052	0.457	1.983	2.440
18Q0077b	3.54	0.328	0.676	0.072	0.292	0.046	0.003	0.046	0	0.056	0.040	0.006	0.047	0.381	1.612	1.993
18Q0079b	5.23	0.481	1.007	0.109	0.408	0.058	0.004	0.058	0	0.072	0.050	0.008	0.059	0.508	2.314	2.822
18Q0080b	4.75	0.469	0.995	0.109	0.397	0.081	0.004	0.058	0	0.076	0.054	0.008	0.058	0.495	2.309	2.804
18Q0081b	4.02	0.446	0.921	0.109	0.397	0.046	0.004	0.058	0	0.073	0.052	0.008	0.056	0.495	2.170	2.665
18Q0082b	2.97	0.328	0.676	0.085	0.280	0.046	0.003	0.046	0	0.052	0.038	0.006	0.043	0.381	1.603	1.984
18Q0083	6.35	0.012	0.037	0.005	0.023	0.004	0	0	0.001	0.005	0.004	0.001	0.004	0.038	0.096	0.134
18Q0084	11.17	0.024	0.049	0.007	0.035	0.004	0	0	0.001	0.004	0.003	0.001	0.003	0.025	0.131	0.156
18Q0085b	9.29	0.516	1.106	0.121	0.455	0.058	0.004	0.058	0	0.084	0.059	0.009	0.067	0.546	2.537	3.083
18Q0086	3.68	0.164	0.344	0.039	0.140	0.026	0.001	0	0.004	0.023	0.017	0.003	0.018	0.178	0.779	0.957
18Q0087b	4.12	0.528	1.118	0.133	0.455	0.081	0.004	0.058	0	0.077	0.054	0.008	0.059	0.521	2.575	3.096
18Q0088b	4.89	0.387	0.835	0.097	0.362	0.058	0.003	0.046	0	0.062	0.044	0.007	0.051	0.419	1.952	2.371
18Q0089	3.30	0.047	0.111	0.012	0.047	0.008	0.001	0	0.001	0.007	0.005	0.001	0.005	0.051	0.245	0.296
18Q0090b	2.84	0.434	0.921	0.109	0.373	0.070	0.004	0.046	0	0.067	0.048	0.007	0.055	0.444	2.134	2.578
18Q0091b	2.56	0.258	0.565	0.060	0.233	0.023	0.002	0.035	0	0.041	0.030	0.005	0.039	0.305	1.291	1.596
18Q0092	2.84	0.399	0.872	0.094	0.350	0.063	0.003	0	0.009	0.057	0.041	0.006	0.044	0.419	1.938	2.357
18Q0093b	6.00	0.493	1.032	0.109	0.443	0.070	0.004	0.058	0	0.076	0.054	0.008	0.064	0.533	2.411	2.944
18Q0094b	3.75	0.364	0.749	0.085	0.315	0.058	0.003	0.046	0	0.062	0.044	0.006	0.048	0.419	1.780	2.199
18Q0095b	2.32	0.399	0.811	0.097	0.350	0.070	0.003	0.046	0	0.062	0.044	0.006	0.050	0.432	1.938	2.370
18Q0096b	3.10	0.258	0.528	0.060	0.233	0.023	0.002	0.023	0	0.042	0.030	0.005	0.033	0.292	1.237	1.529
18Q0097b	1.86	0.305	0.639	0.072	0.268	0.058	0.002	0.035	0	0.046	0.033	0.005	0.035	0.330	1.498	1.828
18Q0098b	7.65	0.516	1.081	0.133	0.443	0.081	0.004	0.058	0	0.078	0.056	0.009	0.060	0.546	2.519	3.065
18Q0099	2.79	0.270	0.590	0.064	0.233	0.044	0.002	0	0.007	0.043	0.031	0.005	0.034	0.305	1.323	1.628
18Q0100	2.30	0.282	0.639	0.068	0.245	0.048	0.003	0	0.008	0.054	0.042	0.006	0.046	0.406	1.441	1.847
18Q0102	2.02	0.692	1.486	0.167	0.572	0.112	0.005	0	0.014	0.082	0.056	0.008	0.057	0.572	3.251	3.823

For personal use only

Composite ID	Total Heavy Mineral (THM)	La2O3	CeO2	Pr6O11	Nd2O3	Sm2O3	Eu2O3	Gd2O3	Tb4O7	Dy2O3	Er2O3	Tm2O3	Yb2O3	Y2O3	TREO	TREO + Y2O3
	(%)	(%)	(%)	(%)	(%)	(%)	(%)	(%)	(%)	(%)	(%)	(%)	(%)	(%)	(%)	(%)
18Q0103	2.16	0.399	0.872	0.096	0.350	0.065	0.003	0	0.010	0.060	0.043	0.006	0.045	0.432	1.949	2.381
18Q0104	4.34	0.258	0.565	0.062	0.233	0.043	0.002	0	0.006	0.037	0.027	0.004	0.028	0.279	1.265	1.544
18Q0105b	6.71	0.446	0.909	0.109	0.385	0.070	0.004	0.058	0	0.069	0.050	0.008	0.059	0.470	2.167	2.637
18Q0106b	4.65	0.410	0.860	0.109	0.362	0.058	0.004	0.046	0	0.068	0.048	0.007	0.055	0.457	2.027	2.484
18Q0107b	2.28	0.352	0.700	0.072	0.315	0.058	0.003	0.046	0	0.053	0.040	0.006	0.047	0.394	1.692	2.086
18Q0108	5.23	0.223	0.479	0.053	0.198	0.036	0.002	0	0.005	0.032	0.024	0.004	0.025	0.254	1.081	1.335
18Q0109b	6.38	0.399	0.835	0.097	0.350	0.070	0.003	0.046	0	0.062	0.044	0.007	0.052	0.444	1.965	2.409
18Q0110b	4.43	0.399	0.786	0.097	0.327	0.058	0.003	0.046	0	0.061	0.044	0.007	0.054	0.432	1.882	2.314
18Q0111b	2.50	0.985	2.027	0.230	0.863	0.151	0.006	0.104	0	0.102	0.064	0.009	0.072	0.686	4.613	5.299
18Q0112b	2.76	0.410	0.848	0.109	0.362	0.058	0.003	0.046	0	0.063	0.044	0.006	0.052	0.432	2.001	2.433
18Q0113	1.25	0.223	0.479	0.056	0.198	0.040	0.003	0	0.006	0.041	0.031	0.005	0.033	0.305	1.115	1.420
18Q0114b	2.13	0.375	0.798	0.085	0.338	0.058	0.003	0.046	0	0.057	0.039	0.006	0.047	0.394	1.852	2.246
18Q0115	1.23	0.246	0.504	0.060	0.198	0.039	0.002	0.036	0.006	0.039	0.028	0.005	0.029	0.267	1.192	1.459
18Q0116	1.41	0.153	0.356	0.042	0.128	0.027	0.002	0.025	0.005	0.027	0.019	0.003	0.021	0.178	0.808	0.986
18Q0117	13.04	0.012	0.012	0.003	0.012	0.002	0	0.002	0	0.003	0.002	0.001	0.002	0.013	0.051	0.064
18Q0118	5.43	0.059	0.123	0.016	0.047	0.011	0.001	0.010	0.002	0.010	0.007	0.001	0.007	0.064	0.294	0.358
18Q0119	36.18	0.012	0.012	0.001	0.012	0.001	0	0.001	0	0.001	0.001	0.001	0.001	0.013	0.043	0.056
18Q0120	1.61	0.938	1.953	0.230	0.840	0.151	0.006	0.115	0.018	0.106	0.069	0.010	0.072	0.724	4.508	5.232
18Q0121	1.57	0.457	0.958	0.106	0.408	0.072	0.003	0.060	0.011	0.065	0.046	0.007	0.049	0.457	2.242	2.699
18Q0122	1.87	0.669	1.400	0.161	0.595	0.107	0.004	0.084	0.014	0.085	0.058	0.009	0.062	0.546	3.248	3.794
18Q0123	1.51	0.422	0.897	0.098	0.373	0.067	0.003	0.056	0.010	0.065	0.047	0.007	0.051	0.445	2.096	2.541
18Q0124	9.54	0.024	0.037	0.007	0.023	0.005	0.001	0.004	0.001	0.004	0.003	0.001	0.003	0.025	0.113	0.138
18Q0125	1.42	0.950	1.990	0.227	0.851	0.148	0.006	0.114	0.018	0.106	0.069	0.010	0.071	0.660	4.560	5.220
18Q0126	2.05	0.563	1.192	0.138	0.513	0.093	0.004	0.077	0.013	0.081	0.056	0.009	0.060	0.533	2.799	3.332
18Q0127	2.53	0.317	0.688	0.078	0.280	0.055	0.003	0.050	0.009	0.063	0.047	0.007	0.052	0.445	1.649	2.094
18Q0128	1.13	0.997	2.076	0.232	0.863	0.153	0.006	0.119	0.019	0.111	0.073	0.011	0.076	0.698	4.736	5.434
18Q0129	2.37	0.457	0.970	0.111	0.408	0.076	0.004	0.062	0.011	0.068	0.049	0.007	0.053	0.483	2.276	2.759
18Q0130	3.17	0.305	0.651	0.072	0.280	0.051	0.003	0.046	0.009	0.060	0.046	0.007	0.052	0.445	1.582	2.027

For personal use only

Composite ID	Total Heavy Mineral (THM)	La2O3	CeO2	Pr6O11	Nd2O3	Sm2O3	Eu2O3	Gd2O3	Tb4O7	Dy2O3	Er2O3	Tm2O3	Yb2O3	Y2O3	TREO	TREO + Y2O3
	(%)	(%)	(%)	(%)	(%)	(%)	(%)	(%)	(%)	(%)	(%)	(%)	(%)	(%)	(%)	(%)
18Q0131	1.50	0.880	1.855	0.209	0.770	0.140	0.006	0.116	0.020	0.105	0.067	0.011	0.072	0.648	4.251	4.899
18Q0132	2.64	0.622	1.314	0.154	0.548	0.103	0.005	0.089	-	0.089	0.060	0.010	0.067	0.584	3.061	3.645
18Q0133	4.24	0.141	0.295	0.037	0.128	0.025	0.002	0.022	0.004	0.024	0.017	0.003	0.020	0.165	0.718	0.883
18Q0134	1.52	0.880	1.867	0.221	0.782	0.144	0.006	0.117	0.018	0.102	0.063	0.010	0.068	0.635	4.278	4.913
18Q0135	3.70	0.657	1.388	0.157	0.583	0.105	0.005	0.092	0.017	0.089	0.060	0.010	0.067	0.635	3.230	3.865
18Q0136	4.37	0.176	0.381	0.043	0.163	0.030	0.002	0.027	0.005	0.029	0.021	0.004	0.024	0.203	0.905	1.108
18Q0137	1.68	0.153	0.319	0.037	0.128	0.026	0.002	0.025	0.005	0.031	0.023	0.004	0.026	0.216	0.779	0.995
18Q0138	1.03	0.962	2.027	0.226	0.863	0.149	0.006	0.124	0.019	0.105	0.065	0.011	0.071	0.724	4.628	5.352
18Q0139	2.57	0.751	1.572	0.178	0.665	0.119	0.005	0.100	0.016	0.094	0.062	0.010	0.068	0.635	3.640	4.275
18Q0140	1.13	0.258	0.516	0.060	0.233	0.041	0.003	0.038	0.007	0.042	0.030	0.005	0.033	0.305	1.266	1.571
18Q0141	3.46	0.762	1.597	0.188	0.665	0.123	0.005	0.101	0.016	0.094	0.060	0.010	0.065	0.610	3.686	4.296
18Q0142	2.51	0.633	1.327	0.152	0.572	0.102	0.005	0.088	0.015	0.087	0.057	0.009	0.063	0.597	3.110	3.707
18Q0143	2.40	0.856	1.806	0.207	0.747	0.136	0.005	0.110	0.020	0.098	0.062	0.010	0.068	0.660	4.125	4.785
18Q0144	2.68	0.469	0.995	0.112	0.420	0.076	0.004	0.068	0.012	0.072	0.049	0.008	0.056	0.483	2.341	2.824
18Q0145	10.51	0.024	0.049	0.006	0.023	0.005	0.001	0.004	0.003	0.005	0.003	0.001	0.003	0.025	0.127	0.152
18Q0146	4.16	0.563	1.228	0.141	0.513	0.093	0.004	0.082	0.014	0.080	0.057	0.009	0	0.559	2.784	3.343
18Q0147	2.75	0.317	0.663	0.078	0.268	0.052	0.003	0.046	0.008	0.045	0.032	0.005	0	0.318	1.517	1.835
18Q0148	3.89	0.563	1.204	0.145	0.525	0.095	0.005	0.082	0.014	0.078	0.056	0.009	0	0.546	2.776	3.322
18Q0149	1.76	0.598	1.302	0.154	0.560	0.101	0.005	0.089	0.014	0.078	0.054	0.008	0	0.521	2.963	3.484
18Q0150	3.38	0.399	0.860	0.103	0.373	0.069	0.004	0.059	0.010	0.054	0.037	0.006	0	0.356	1.974	2.330
18Q0151	3.59	0.528	1.142	0.133	0.490	0.087	0.004	0.077	0.013	0.074	0.053	0.009	0	0.495	2.610	3.105
18Q0152	1.98	0.669	1.450	0.163	0.607	0.105	0.005	0.091	0.015	0.083	0.056	0.009	0	0.559	3.253	3.812
18Q0153	3.46	0.657	1.388	0.156	0.583	0.102	0.005	0.088	0.015	0.084	0.060	0.010	0	0.584	3.148	3.732
18Q0154	3.10	0.422	0.897	0.100	0.385	0.066	0.003	0.059	0.010	0.061	0.045	0.007	0	0.457	2.055	2.512
18Q0155	2.37	0.293	0.614	0.068	0.257	0.046	0.003	0.044	0.009	0.053	0.042	0.007	0	0.419	1.436	1.855
18Q0156	2.57	0.645	1.376	0.160	0.583	0.103	0.005	0.088	0.015	0.082	0.057	0.009	0	0.559	3.123	3.682
18Q0157	4.16	0.446	0.970	0.110	0.408	0.073	0.004	0.065	0.012	0.068	0.050	0.008	0	0.508	2.214	2.722
18Q0158	2.20	0.598	1.278	0.145	0.525	0.095	0.004	0.082	0.014	0.080	0.056	0.009	0	0.559	2.886	3.445

For personal use only

Composite ID	Total Heavy Mineral (THM)	La2O3	CeO2	Pr6O11	Nd2O3	Sm2O3	Eu2O3	Gd2O3	Tb4O7	Dy2O3	Er2O3	Tm2O3	Yb2O3	Y2O3	TREO	TREO + Y2O3
	(%)	(%)	(%)	(%)	(%)	(%)	(%)	(%)	(%)	(%)	(%)	(%)	(%)	(%)	(%)	(%)
18Q0159	2.86	0.387	0.823	0.089	0.338	0.060	0.003	0.055	0.010	0.058	0.043	0.007	0	0.445	1.873	2.318
18Q0160	2.85	0.657	1.351	0.155	0.583	0.101	0.005	0.089	0.015	0.084	0.060	0.010	0	0.572	3.110	3.682
18Q0161	4.52	0.457	0.983	0.112	0.408	0.075	0.004	0.069	0.012	0.071	0.052	0.009	0	0.521	2.252	2.773
18Q0162	3.23	0.563	1.204	0.137	0.502	0.090	0.004	0.080	0.013	0.077	0.056	0.009	0	0.521	2.735	3.256
18Q0163	3.30	0.399	0.872	0.094	0.350	0.063	0.003	0.056	0.010	0.061	0.044	0.007	0	0.419	1.959	2.378
18Q0164	3.61	0.481	1.007	0.110	0.420	0.074	0.004	0.065	0.012	0.070	0.052	0.009	0	0.546	2.304	2.850
18Q0165	2.08	0.328	0.700	0.081	0.303	0.054	0.003	0.050	0.009	0.054	0.040	0.007	0	0.381	1.629	2.010
18Q0166	6.02	0.106	0.221	0.027	0.105	0.018	0.001	0.017	0.003	0.020	0.015	0.002	0	0.152	0.535	0.687
18Q0167	1.95	0.235	0.516	0.055	0.222	0.038	0.002	0.035	0.007	0.041	0.032	0.006	0	0.318	1.189	1.507
18Q0168	2.41	0.047	0.111	0.015	0.058	0.010	0.001	0.009	0.002	0.010	0.007	0.001	0	0.051	0.271	0.322
18Q0169	5.06	0.528	1.093	0.123	0.467	0.083	0.004	0.075	0.013	0.077	0.056	0.009	0	0.572	2.528	3.100
18Q0170	2.40	0.387	0.835	0.095	0.362	0.064	0.003	0.057	0.010	0.062	0.045	0.007	0	0.432	1.927	2.359
18Q0171	5.86	0.504	1.069	0.117	0.467	0.078	0.004	0.071	0.013	0.073	0.055	0.009	0	0.533	2.460	2.993
18Q0172	4.74	0.457	0.995	0.106	0.420	0.070	0.003	0.064	0.011	0.067	0.049	0.008	0	0.483	2.250	2.733
18Q0173	3.72	0.375	0.811	0.090	0.350	0.060	0.003	0.057	0.010	0.061	0.046	0.007	0	0.445	1.870	2.315
19Q0001	3.55	0.199	0.418	0.050	0.175	0.033	0.002	0.030	0.006	0.035	0.025	0.004	0	0.229	0.977	1.206
19Q0002	4.31	0.469	1.032	0.120	0.443	0.078	0.004	0.071	0.013	0.077	0.053	0.009	0	0.521	2.369	2.890
19Q0003	3.47	0.364	0.762	0.091	0.315	0.060	0.003	0.054	0.010	0.060	0.042	0.007	0	0.406	1.768	2.174
19Q0004	2.52	0.411	0.848	0.101	0.362	0.067	0.003	0.058	0.010	0.061	0.041	0.006	0	0.394	1.968	2.362
19Q0005	5.35	0.469	1.007	0.118	0.420	0.077	0.004	0.069	0.012	0.076	0.053	0.008	0	0.521	2.313	2.834
19Q0006	2.66	0.317	0.676	0.081	0.292	0.053	0.003	0.048	0.009	0.053	0.037	0.006	0	0.356	1.575	1.931

Notes: Any discrepancies in totals are a function of rounding.

1. Total Rare Earth Oxide, via XRF Analysis, is reported as a percentage of in-situ THM content.

Recoverable Total Rare Earth Oxide plus Yttrium Grade can be calculated by THM Grade multiplied by Total Rare Earth Oxide plus Yttrium Grade.

For personal use only

Appendix E - Plan and Typical Sections

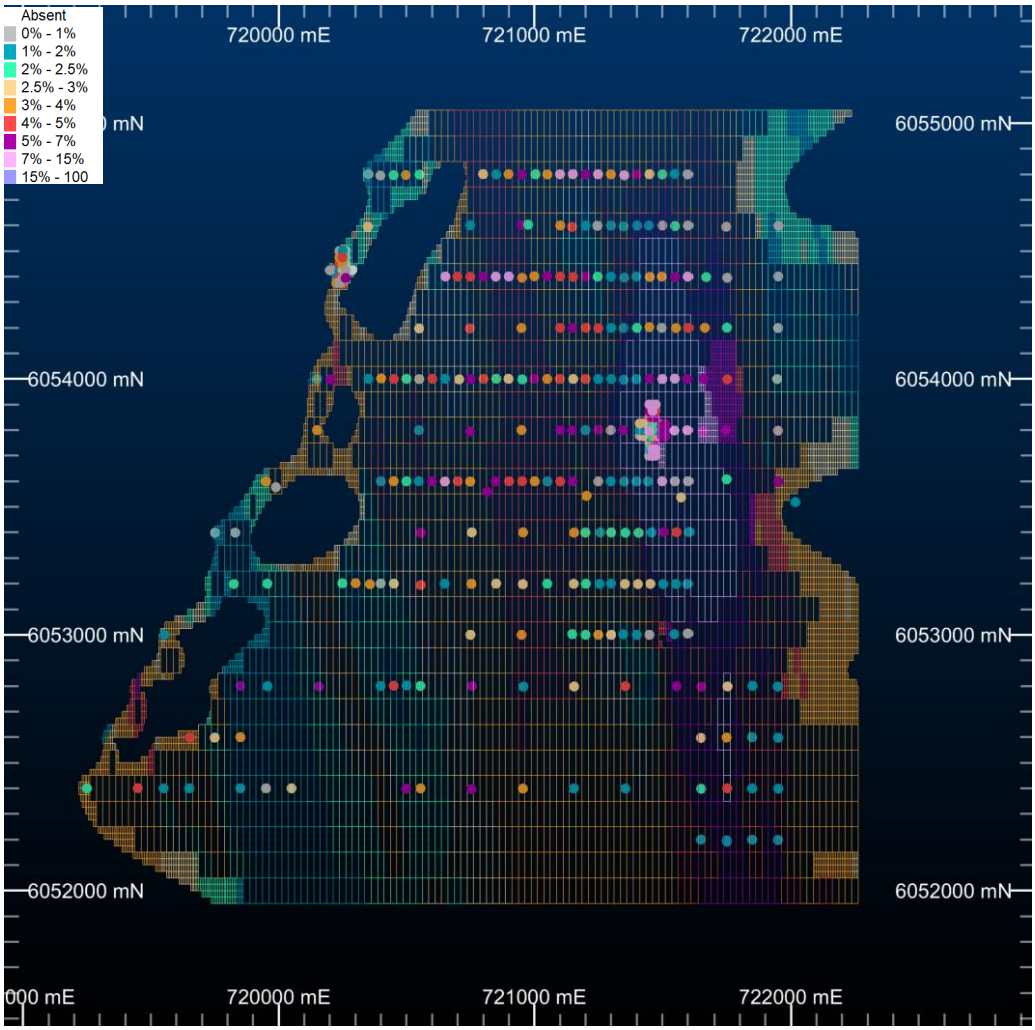

Area 1 East drillholes and model at elevation 90mRL +/- 0.5m

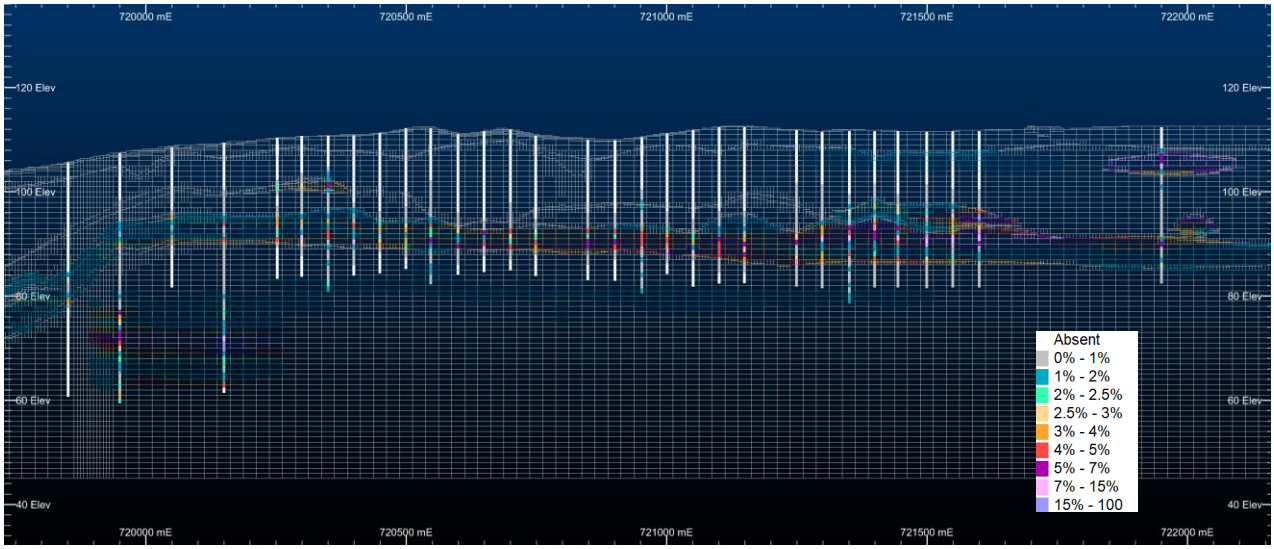

Area 1 East drillholes and model cross section at 6053600mN with 10 x exaggeration in the Z

For personal use only

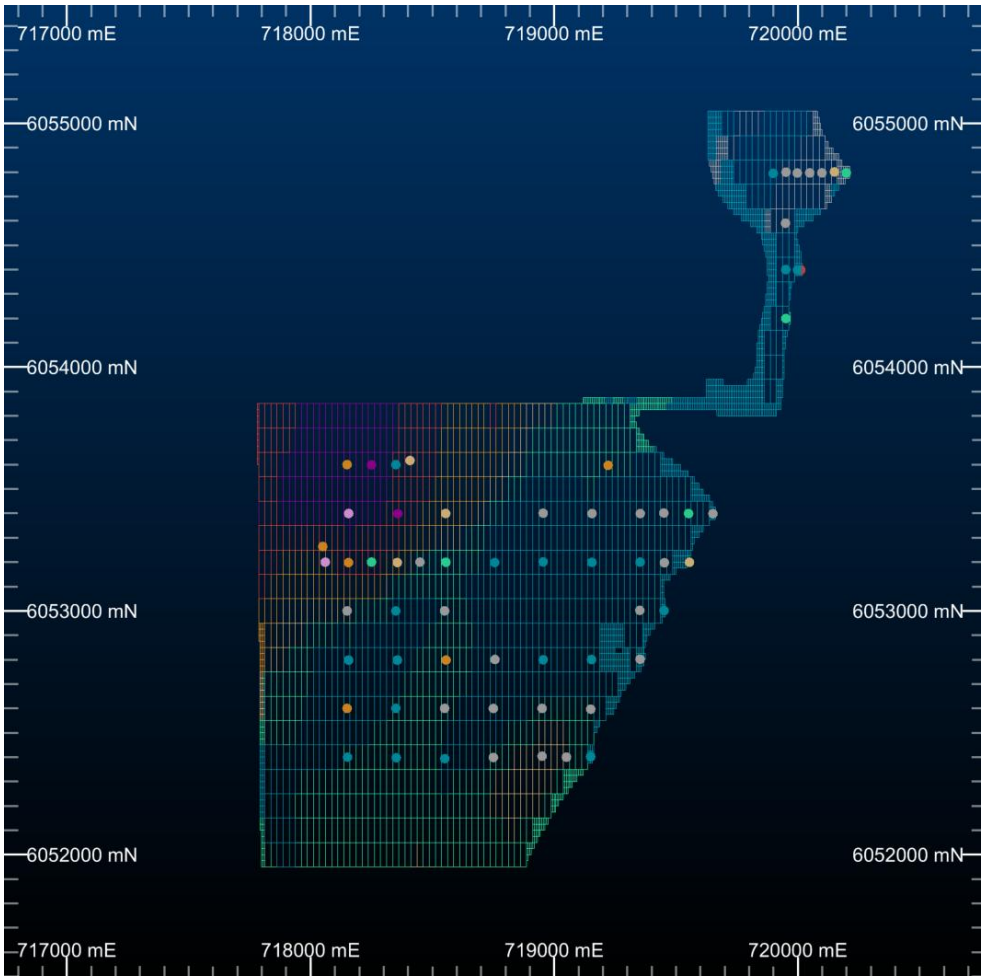

Area 1 West drillholes and model at elevation 64mRL +/- 1m

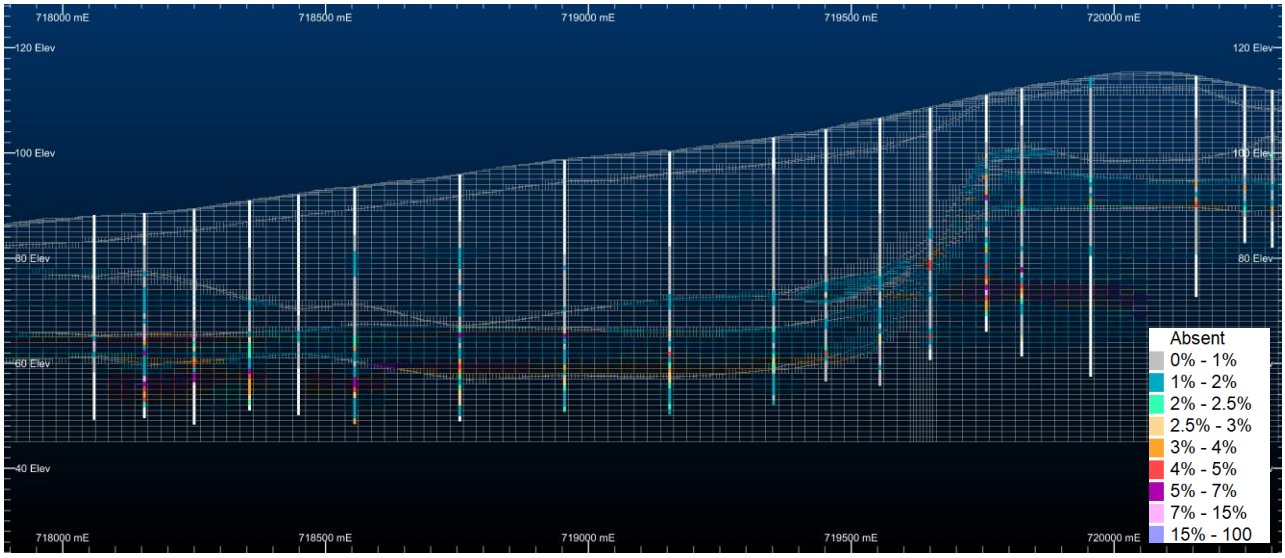

Area 1 West drillholes and model at cross section 6053200mN with 10 x exaggeration in the Z