



**JAMES BAY**  
MINERALS

For personal use only

# INVESTOR PRESENTATION

## Shafter Silver Project Texas, Acquisition

October 2025

# Important Information

## DISCLAIMER & CAUTIONARY STATEMENTS

*This Presentation has been prepared by James Bay Minerals Limited (**Company**) based on information from its own and third party sources and is not a disclosure document. No party other than the Company has authorised or caused the issue, lodgement, submission, dispatch or provision of this Presentation, or takes any responsibility for, or makes or purports to make any statements, representations or undertakings in this Presentation. Except for any liability that cannot be excluded by law, the Company and its related bodies corporate, directors, employees, servants, advisers and agents disclaim and accept no responsibility or liability for any expenses, losses, damages or costs incurred by you relating in any way to this Presentation including, without limitation, the information contained in or provided in connection with it, any errors or omissions from it however caused, lack of accuracy, completeness, currency or reliability or you or any other person placing any reliance on this Presentation, its accuracy, completeness, currency or reliability.*

*This Presentation is not a prospectus, disclosure document or other offering document under Australian law or under any other law. It is provided for information purposes and is not an invitation nor offer of shares or recommendation for subscription, purchase or sale in any jurisdiction. This Presentation does not purport to contain all the information that a prospective investor may require in connection with any potential investment in the Company. Each recipient must make its own independent assessment of the Company before acquiring any shares in the Company (**Shares**).*

*This Presentation must not be released to US wire services or distributed in the United States. The Shares have not been, and will not be, registered under the US Securities Act of 1933 and may not be offered or sold in the United States except in transactions exempt from, or not subject to, the registration requirements of the US Securities Act and applicable US state securities laws. The distribution of this Presentation in the United States and elsewhere outside Australia may be restricted by law. Persons who come into possession of this Presentation should observe any such restrictions as any non-compliance could contravene applicable securities laws.*

### Competent Persons Statement

*The information in this Presentation that relates to Exploration Results at the Shafter Silver Project is extracted from the Company's ASX announcement dated 2 October 2025 (**Announcement**). The Company confirms that it is not aware of any new information or data that materially affects the information contained in the Announcement.*

*The information in this announcement that relates to previously reported Exploration Results and Mineral Resource Estimates from the Independence Project is extracted from the Company's ASX announcements dated 17 December 2024, 5 February 2025, 5 March 2025 and 10 June 2025 (**Original Announcements**). The Company confirms that it is not aware of any new information or data that materially affects the information contained in the Original Announcements and, in respect of the Mineral Resource estimates, the Company confirms that all material assumptions and technical parameters underpinning the Mineral Resource estimates continue to apply and have not materially changed.*

### Foreign Estimate of Mineralisation

*This Presentation contains references to the foreign mineral resource estimate for the Shafter Silver Project announced by the Company on [insert] (refer to slide [9] for further details). The foreign estimate is prepared in accordance with Canadian National Instrument 43-101 and has not been reported in accordance with JORC 2012. A competent person has not done sufficient work to classify the foreign estimate as a mineral resource in accordance with JORC 2012 and it is uncertain that following further evaluation and exploration work that the foreign estimate will be able to be reported as a mineral resource under the JORC Code 2012. The Company confirms that it is not in possession of any new information or data relating to the foreign estimate that materially impacts on the reliability of the estimate or the Company's ability to verify the foreign estimate in accordance with the JORC Code 2012. The Company confirms the supporting information provided in the initial market announcement referred to in Listing Rule 5.12 continues to apply and has not materially changed.*

### Forward-looking statements

*This Presentation may contain certain forward-looking statements, guidance, forecasts, estimates or projections in relation to future matters (**Forward Statements**) that involve risks and uncertainties, and which are provided as a general guide only. Forward Statements can generally be identified by the use of forward looking words such as "anticipate", "estimate", "will", "should", "could", "may", "expects", "plans", "forecast", "target" or similar expressions and include, but are not limited to, indications of, or guidance or outlook on, future earnings or financial position or performance of the Company. The Company can give no assurance that these expectations will prove to be correct. You are cautioned not to place undue reliance on any forward-looking statements. None of the Company, its directors, employees, agents or advisers represent or warrant that such Forward Statements will be achieved or prove to be correct or gives any warranty, express or implied, as to the accuracy, completeness, likelihood of achievement or reasonableness of any Forward Statement contained in this Presentation. Actual results may differ materially from those anticipated in these forward-looking statements due to many important factors, risks and uncertainties. The Company does not undertake any obligation to release publicly any revisions to any "forward- looking statement" to reflect events or circumstances after the date of this Presentation, except as may be required under applicable laws.*

# Shafter Silver Project Acquisition

## JBYPrecious Metals Portfolio

Two High-grade Gold And Silver Projects In Tier-1 U.S.A jurisdictions

### The Location

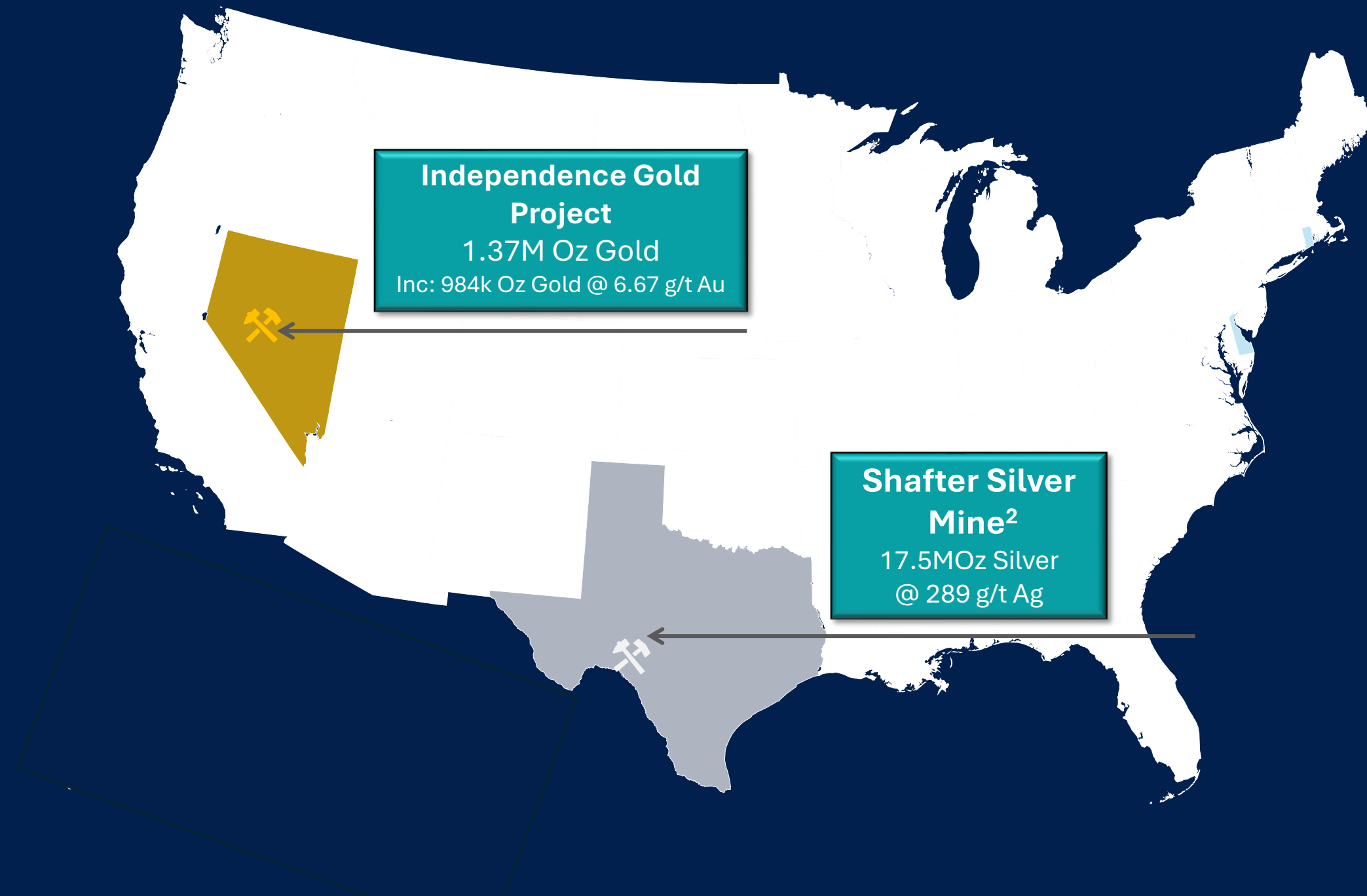
- Fraser Institute 2024: the U.S. hosts four of the world's top five mining jurisdictions<sup>1</sup>.
- Strong government support to fast-track development

### The Shafter Asset

- Partially permitted underground mine
- High-grade foreign resource of 17.5Moz @ 289 g/t Silver<sup>2</sup>
- A\$150M of Infrastructure including UG mines, shaft declines, processing plant, non-process infrastructure and power substation

### Strategic Rationale

- Exploration and expansion next 24 months
- Studies and mine restart targeted 2027
- Shafter development compliments Independence permitting timeline



**Independence Gold Project**  
 1.37M Oz Gold  
 Inc: 984k Oz Gold @ 6.67 g/t Au

**Shafter Silver Mine<sup>2</sup>**  
 17.5MOz Silver  
 @ 289 g/t Ag

1. Fraser Institute 2025- Annual Survey of Mining Companies in 2024

2. NI 43-101 PEA Technical Report : Shafter Silver Project Presidio County, Texas USA (2015/18). See Company's ASX Announcement dated 2 October 2025



# Corporate Summary



INDICATIVE CAPITAL STRUCTURE<sup>1</sup>

ASX: JBY

Shares on Issue	145.3m
Share Price (Market Close 29-Sept-25)	A\$0.77
Market Capitalisation	A\$111.9m
Cash <sup>2</sup>	A\$20.0m
Debt	A\$0.0m
Enterprise Value (EV)	A\$91.9m

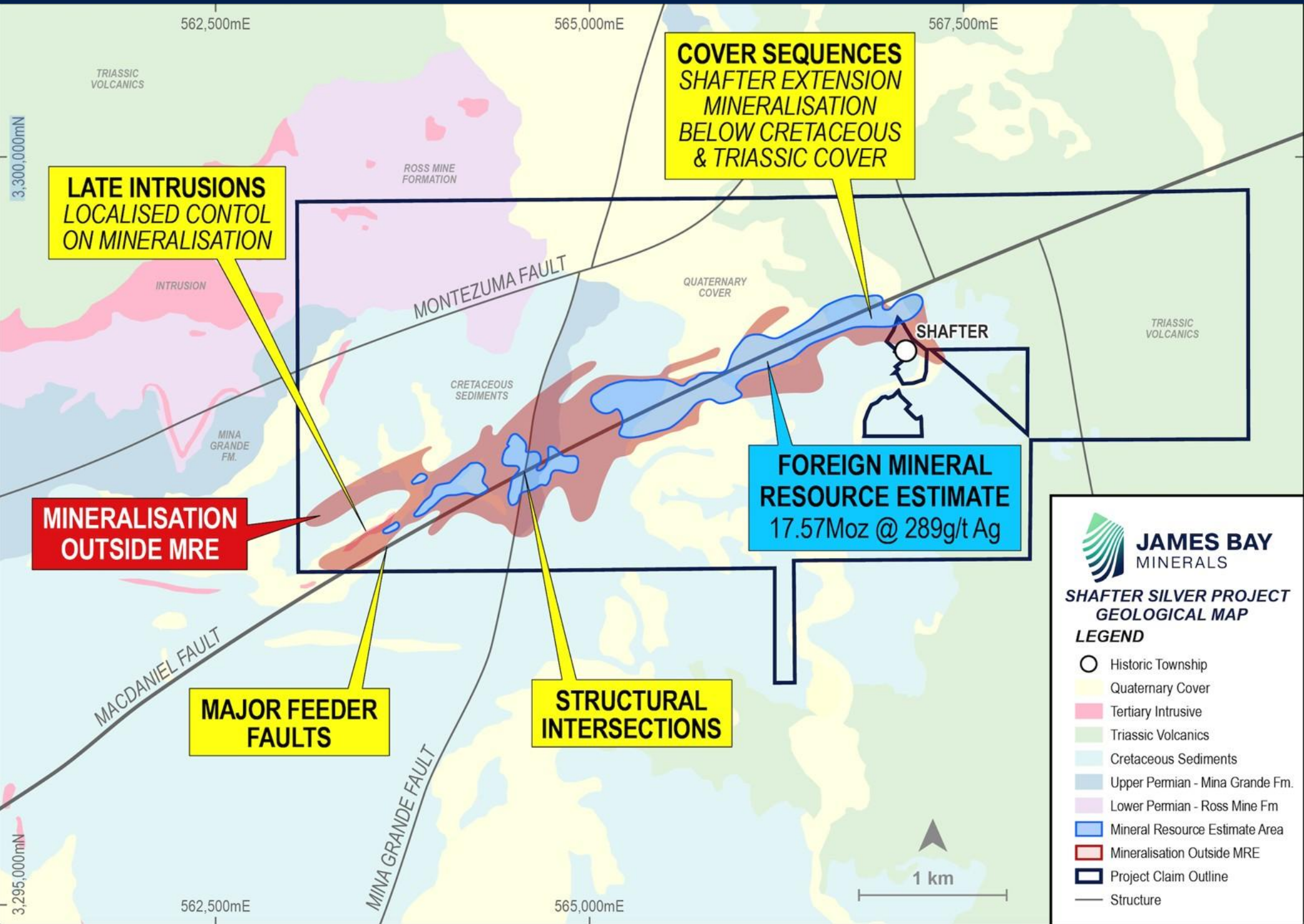
Share Register (26-Sept-25)

Top 20 Shareholders	50.63%
Board and Management	30.97%



1. Assumes completion of the Placement and payment of Initial Consideration for the Acquisition, as announced on 2 October 2025. Completion of the Placement and Acquisition remains subject to conditions precedent including shareholder approval.  
2. Cash as at 30-Jun-25. Assumes completion of the Placement (before costs) and payment of the Initial Consideration for the Acquisition, as announced on 2 October 2025.

# Shafter NI 43-101 Foreign Mineral Resource



Foreign Mineral Resource June 2015

Resources Category	Tonnes (Mt)	Ag (g/t)	Ag (Moz)
Measured	0.09	299	0.89
Indicated	1.03	314	10.17
Inferred	0.79	256	6.51
Total	1.89	289	17.57

**Resource grade cut off:** 137g/t Ag

**Resource Purposes:** 2015/18 NI43-101 PEA resource  
Prepared for Mine restart study

**Silver Price Assumption:** \$18.50 oz Ag

*The Mineral Resource Estimate at the Shafter Silver Project is a foreign estimate prepared and reported by Aurcana Corporation in 2015/18 NI43-101 PEA Technical Report in accordance with Canadian National Instrument 43-101. A competent person has not done sufficient work to classify the foreign estimate as a Mineral Resource in accordance with the JORC Code 2012, and it is uncertain whether further evaluation and exploration will result in an estimate reportable under the JORC Code 2012. Refer to the Company's ASX Announcement dated 2 October 2025 for further details.*



# Board of Directors and Advisors



**Matthew Hayes**  
**Executive Chair**

Co-Founder of ASX: JBY and SS1 with over 17 years of experience in corporate development, mergers & acquisitions and capital markets. Matthew identified and negotiated the acquisition of Independence Gold project, Shafter Silver project and the Maverick Springs Silver-Gold Project for SS1.



**Denis Lindgren**  
**CEO**

Ex Alcoa Director of Strategy and Business Development Global, focusing on USA critical minerals projects. Qualified Mining Environmental scientist with a strong track record in compliance, portfolio growth, transformation, and governance. Previous Group Environmental Manager S32 Global portfolio.



**Judy Baker**  
**Non-Executive Director**

Currently CEO and President of Argo Gold and previously 8-year Director of Nemaska Lithium Quebec. Geologist, Engineer, MBA with strong Capital markets experience.



**Dean Ercegovic**  
**Non-Executive Director**

Non-Executive Director of Sun Silver (ASX:s SS1). Founding Director and Chief Operating Officer of Primero Group where he spent over 11 years. Primero now operates in multiple regions globally and is an industry leader in the design, construction and operations of mineral processing facilities.



**Andrew Dornan**  
**Corporate Consultant**

Co-Founder of ASX: JBY and SS1 with over 19 years senior commercial management experience within various major and mid-tier international mining organisations including Newmont, Rio Tinto Copper-Gold, Pilbara Minerals, Tianqi Lithium and Fortescue Metals Group.



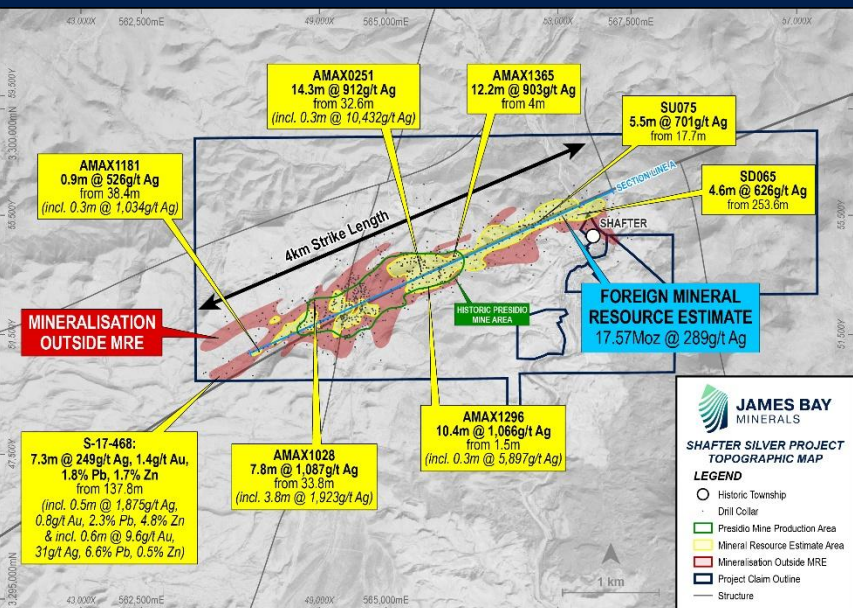
**Keith Wood**  
**Strategic Advisor**

Former Chief Growth Geologist for Nevada Gold Mines (NGM) neighbouring Phoenix Gold. Keith has over 15 years' experience working in senior roles in Nevada for Barrick and NGM where he led the development of the Phoenix Growth Strategy, accepted by NGM as the roadmap for growth for the next 10 years.



# Investment Highlights

## UPSIDE



### Significant Growth

- Mineralisation open.
- Geological extension of Mexico high grade silver deposits.
- Multiple parallel lodes.
- Regional larger-scale opportunity.
- Gold historically produced but resource not assayed for gold.

## MINE



### Operationally near ready

- Partially Permitted.
- Continuous high-grade orebodies.
- Open stope mining.
- Shafter mine open and accessible to 270m depth.

## RESOURCES



### High grade silver

- NI 43-101 historic foreign resource of **1.89Mt @ 289 g/t Ag for 17.5Moz** silver (2018).
- Simple metallurgical processing with recoveries of 85.4%.
- Proven producer of high-grade silver and gold.

## INFRASTRUCTURE



### +A\$150M of Infrastructure

- 3000tpd Ball mill, thickener stages and MerrillCrowe recovery from pregnant solution.
- Refinery installed, warehousing and administration complex
- Simple, conventional design Shaft.
- Surface workshops.
- 69 kV power substation.

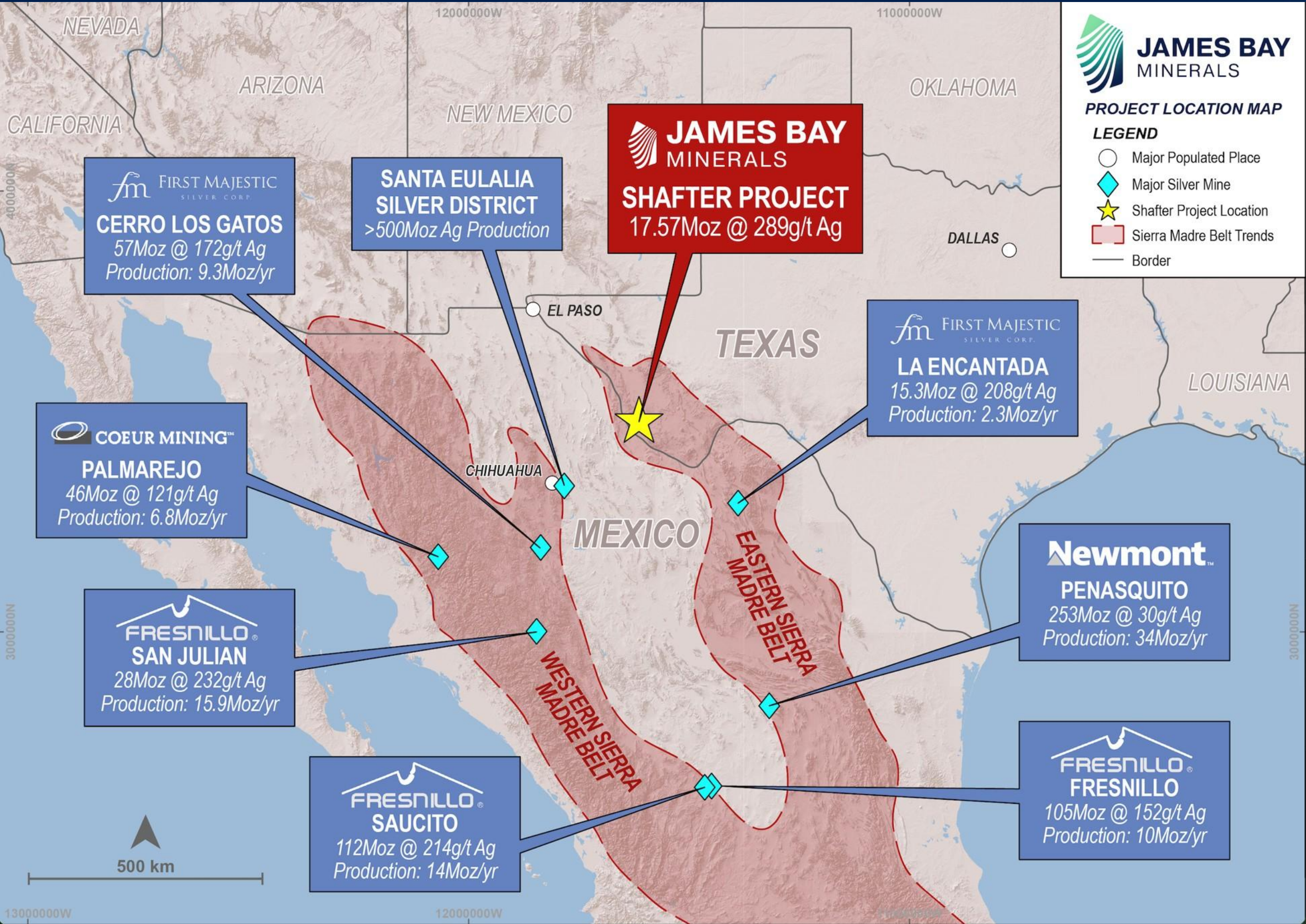


# High-Grade Silver – Mexican Geology, American Ground



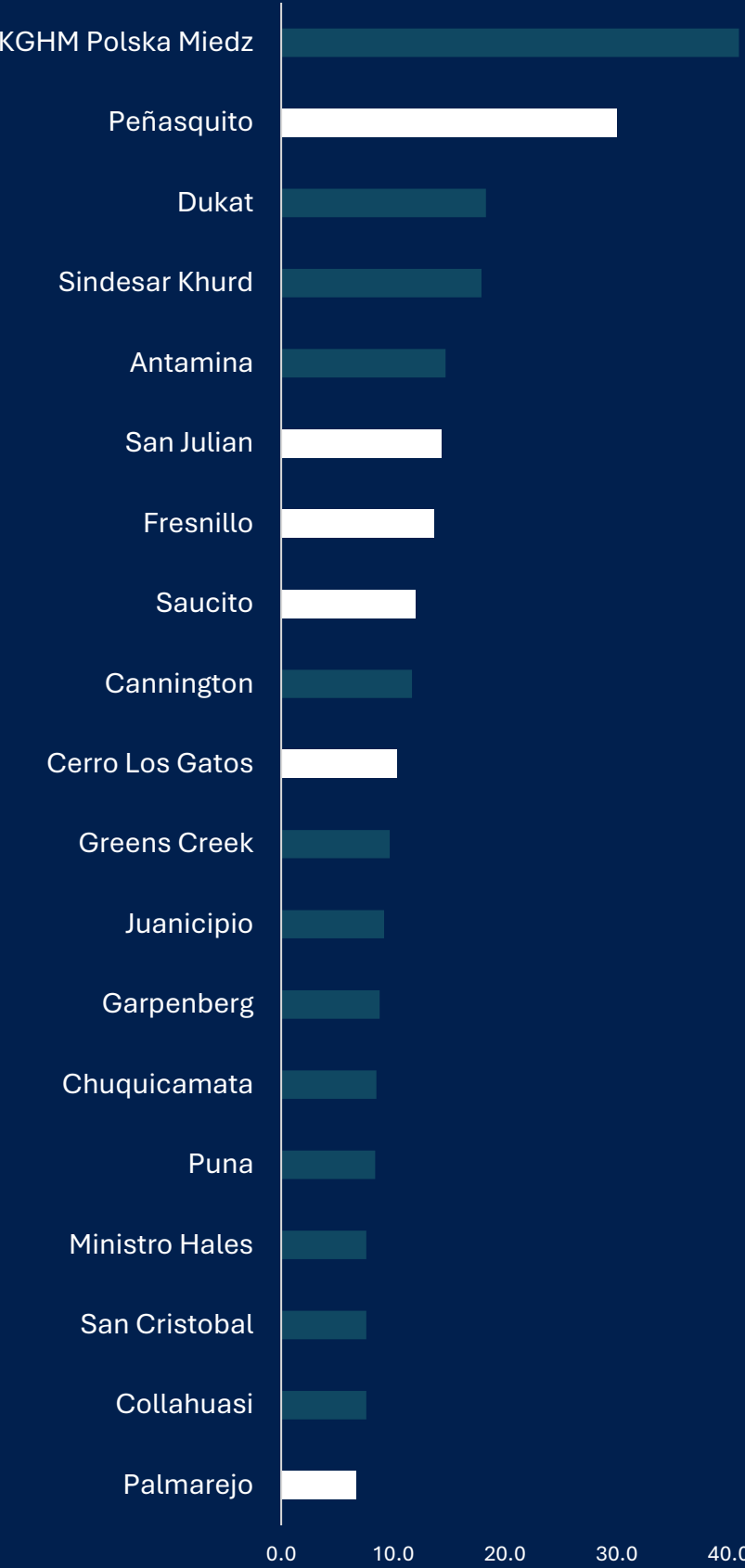
PROJECT LOCATION MAP

- LEGEND
- Major Populated Place
  - Major Silver Mine
  - Shafter Project Location
  - Sierra Madre Belt Trends
  - Border



Source: Refer to Appendix A for External References

Top 20 Silver Producing Mines Moz



For personal use only

James Bay Minerals



# Mining Taxes and Royalties by Region

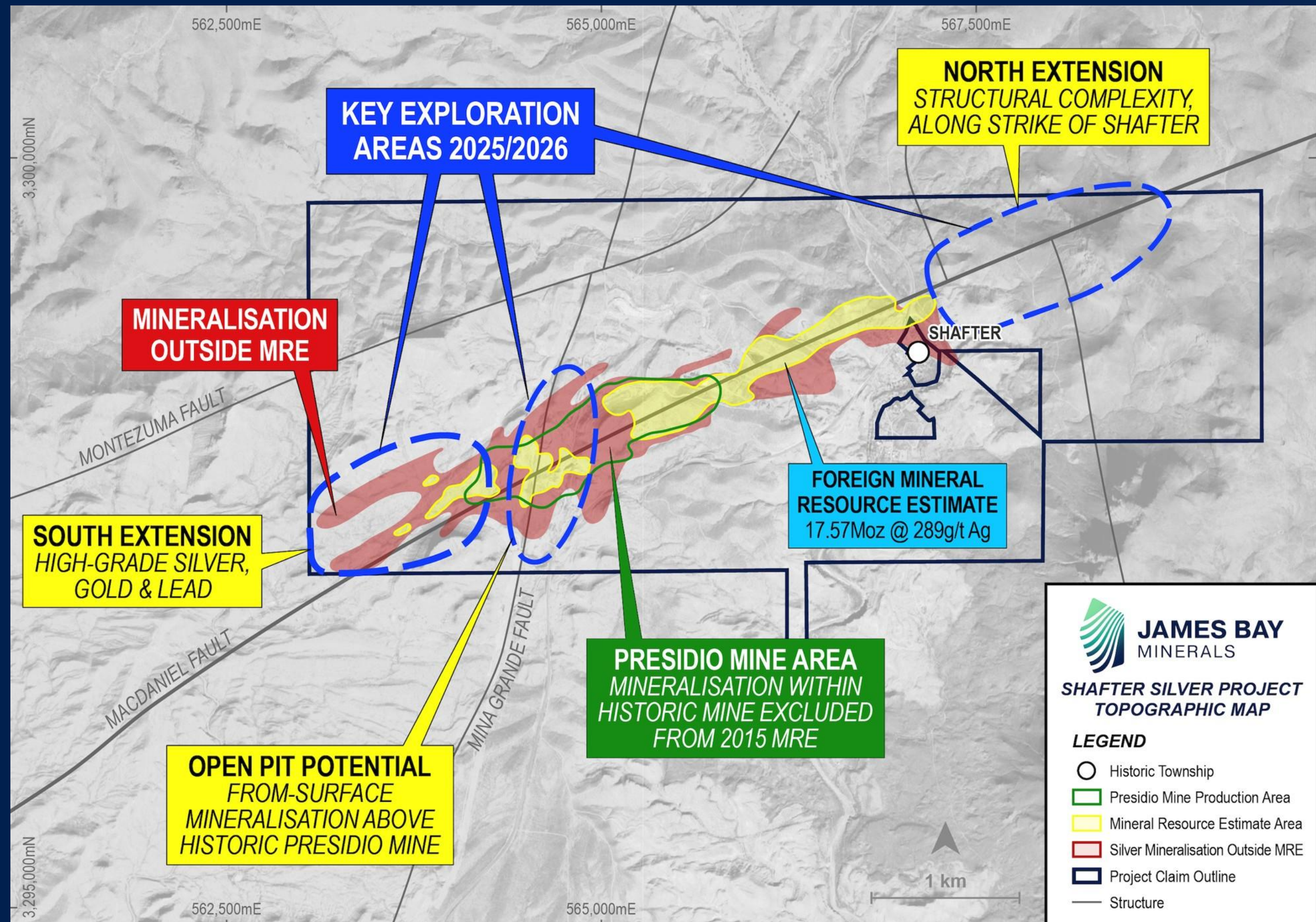
Texas and Nevada have the lowest total take of taxes and royalties among the principal mining jurisdictions in the world. Shafter's deposit is located on Private land.

Jurisdiction	Royalty / Mining duty	Export duty	Corporate income tax CIT	Total headline take
Texas (Private land)	0%		21%	<b>21%</b>
Nevada	2 to 5 % on net profit		21%	<b>26%</b>
Texas (State owned)	6.25 % NSR		21%	<b>27%</b>
Western Australia	2.5% (metals)		30%	<b>33%</b>
Chile	1 % ad-valorem + ~8 % margin component		27%	<b>36%</b>
Mexico	7.5 % on EBITDA (most minerals) + 0.5 % on gross revenue (Au, Ag)		30%	<b>38%</b>
Argentina	3 % - pithead (Comparable to Gross Revenue Royalty)	8 % ad-valorem	35%	<b>46%</b>



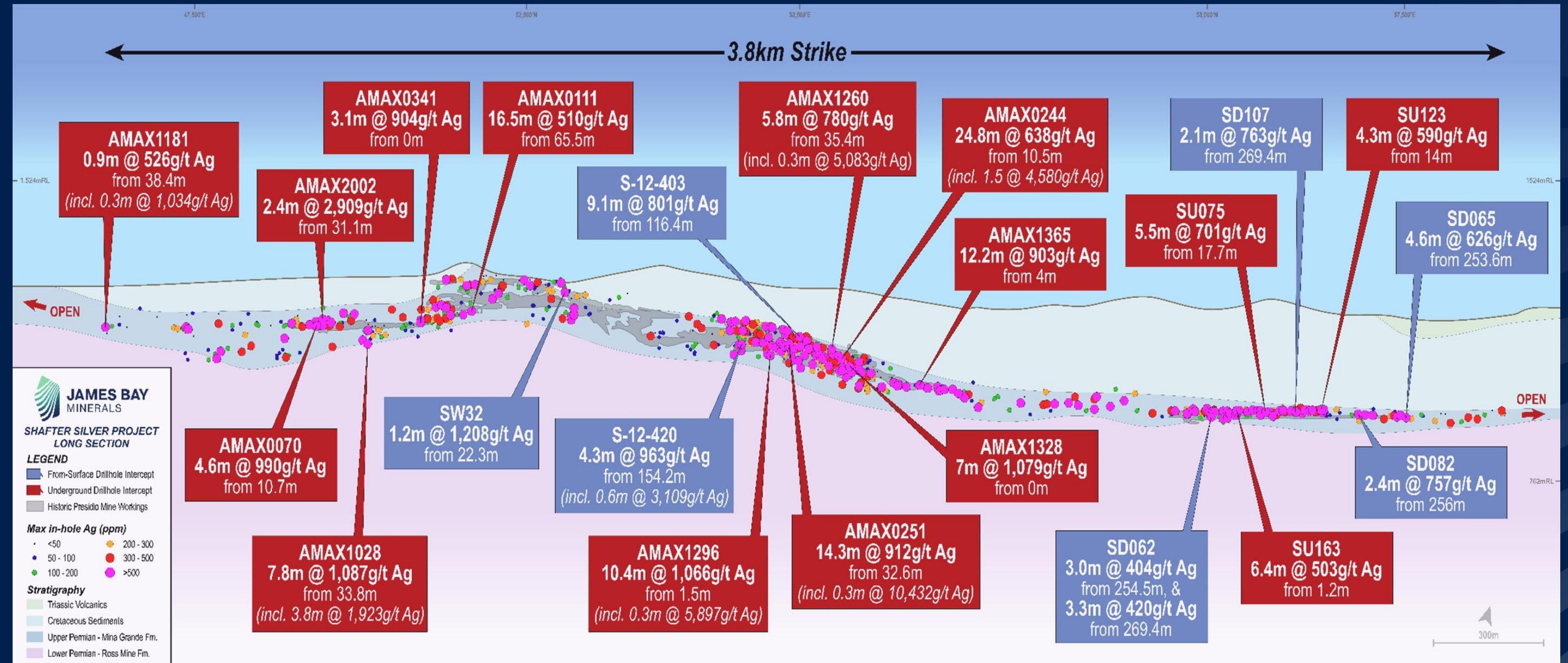
# Multiple Expansion Targets Along Strike

- 4km of strike from East to West
- Western portion (Presidio) outcrops at surface
- Presidio operated 1883 – 1942 produced 35.2Moz silver at 521g/t, 320g/t cut off
- Aurcana produced 134,557 oz silver from 2012-2013
- Favourable market conditions have the potential to validate open pit and heap leach opportunities.





# Shafter Long Section





# Shafter Processing Infrastructure



*Shafter Processing Infrastructure*



*Shafter Processing Facility Filter Press*

- In 2012, a 3,000tpd mill, processing facility, refinery, warehousing, and administrative facilities were constructed.
- Production ceased 2013 when silver dropped to US\$18.19 Oz.
- Key infrastructure includes as a maintenance workshop, dry storage, administration offices, mill process units, two filter presses, mill offices, Merrill-Crowe plant and refinery.



# Shafter Processing Infrastructure



*Underground mine winch*



*Shafter mine and processing substation*

## Site Buildings

- Warehouse complex, which houses the maintenance and truck shop (550 m<sup>2</sup>), the warehouse (1,100 m<sup>2</sup>), and the assay laboratory (550 m<sup>2</sup>);
- An administrative building, which house the offices, first aid and training room, as well as a data room to compile operations records;
- A mill process unit;
- A Merrill-Crowe recovery plant and refinery; and
- A hoist building and two core sheds near the Gold Fields shaft in good usable condition (not shown within Figure 18.3) which shows a more detailed view of the processing area).

## Power

A regional 69 kV utility-owned power line connects to the on-site substation (as shown in figure 4) and power is distributed to various points on the property via 11 kV overhead power lines where it will be stepped down to 4,160 VAC and lower voltages as required

## Water Rights

Full unincumbered water rights for exploration, development and any potential future operations.



# Shafter Processing Infrastructure



*Shafter Underground Decline*



*Core storage facility*

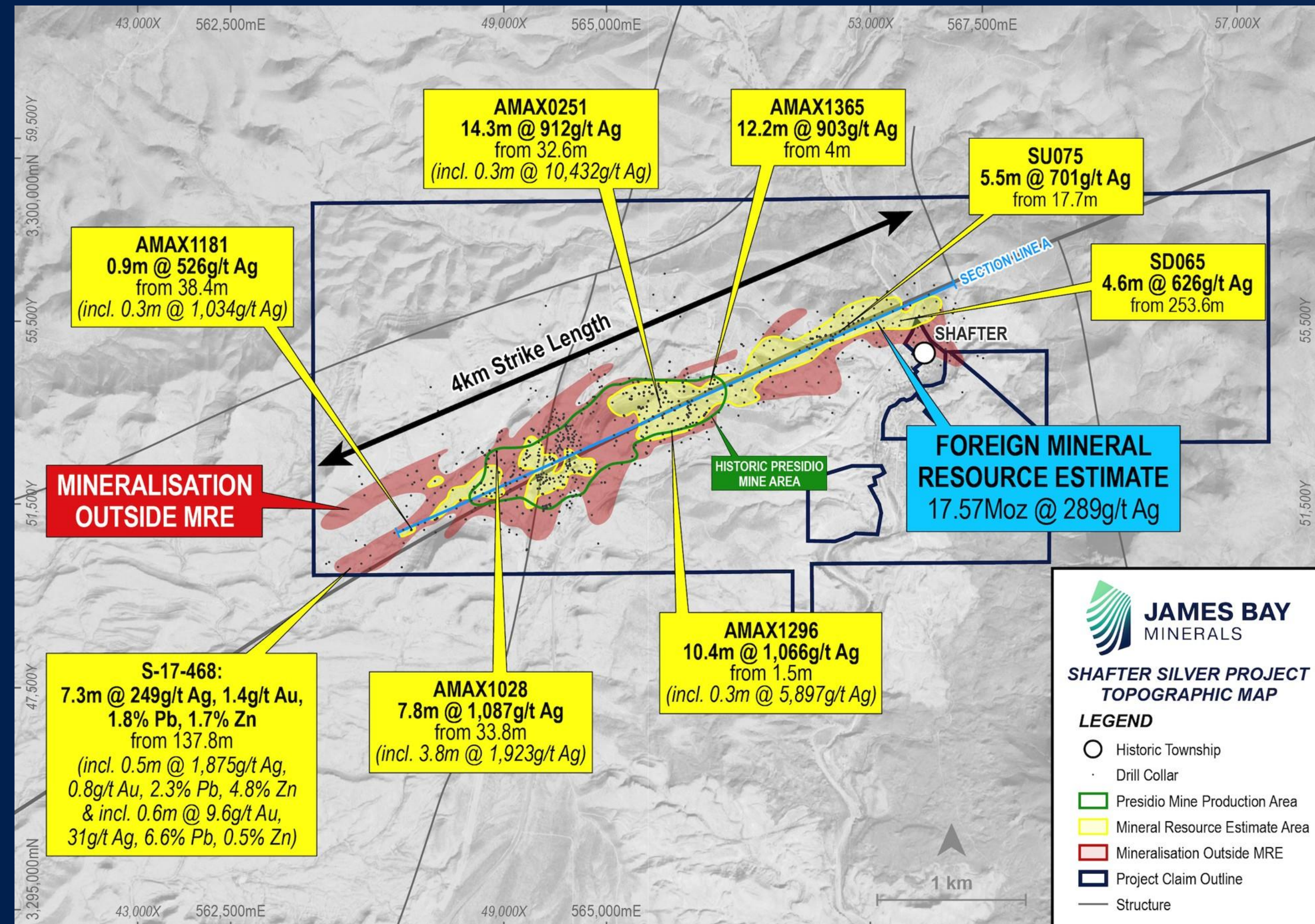


*Refinery Equipment*



# Work Program next 24 months

- Expansional and regional explorational drilling.
- Infill and verification drilling.
- Run test-work to refine bulk density and metallurgical parameters.
- Maintain and reinstate required permits
- Execute full dilapidation assessment for study inputs.
- Investigate open pit scenarios given favourable market conditions.
- Execute Scoping Study, then advance to Feasibility Studies toward production.





# Acquisition Terms – Shafter Silver Project



## Upfront Consideration

US\$9,500,000 cash payable on completion.

## Deferred Consideration <sup>1</sup>

US\$8,500,000 in cash or Shares at JBY's election payable in two equal instalments of :

- First instalment of US\$4,250,000 no later than 12 months after the date of the Asset Purchase Agreement; and
- Second instalment of US\$4,250,000 no later than 24 months after the date of the Asset Purchase Agreement.

## Royalty

2.0% Net Smelter Return (NSR) royalty on the Shafter Project in favor of Aurcana Silver Corp, covering all payable metals from the Shafter Project

1. If elected, the issue of Shares in lieu of cash consideration remains subject to shareholder approval at the time of making such election. The number of Shares is to be determined based on the 20-day volume weighted average price of the Company's Shares as at the date of the relevant notice of general meeting (VWAP). The deemed issue price is subject to a floor price of \$0.70 per Share. The Deferred Consideration must be satisfied in cash if the VWAP is below the Floor Price or if Shareholders do not approve the issue. Refer to the Company's ASX announcement dated 2 October 2025 for further details.



# Independence Gold Project – Overview



## 1.4Moz Gold resource with advanced heap leach permitting

### High Grade Gold Resource

- 1.37Moz Au, 7.27Moz Ag<sup>1</sup>
- 980koz Au at 6.67g/t Au<sup>1</sup>
- Significant near-term growth potential

### Nevada Tier 1 location

Neighbours

**NGM** 0.32g/t Au, AISC\$670 **SSR**

0.17g/t Au, AISC \$1690

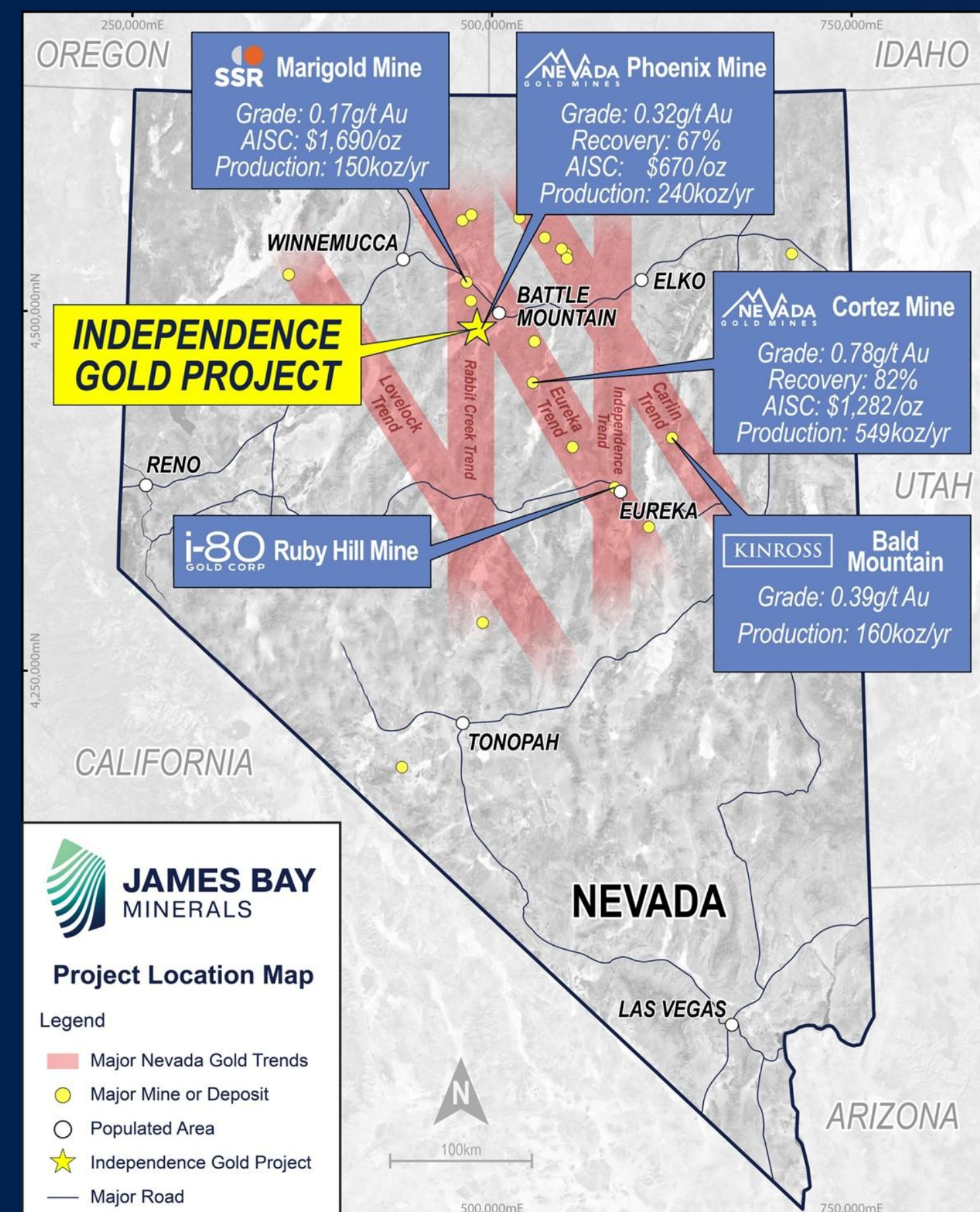
### Fast Track to Production

- Existing Foreign PEA
- Permittable 8-12 months
- Water, power, roads, 15km to town



# Nevada - A Tier 1 Low-Cost Jurisdiction

- Nevada voted top 3 mining jurisdiction past 10 years by the Fraser Institute annual mining survey
- Low-cost heap leach neighbours<sup>1</sup>; Phoenix NGM production from 0.32g/t Au at AISC \$ 670/oz
- ~75% of the US gold comes from Nevada
- The Independence Project sits within the Phoenix Mine Complex Plan of Operations, providing advanced permitting enabling mine approvals in approximately 8–12 months. The estimated cost saving of having these permits in place is \$2m - \$5m
- World class infrastructure on the property's doorstep (sealed roads, power and water)
- Water rights in place to support future operations



1. Refer to Appendix A for references.



# Independence Project - JORC Resource

## High Grade Skarn Resource

Resource Category	Tonnes	Gold Grade (Au) g/t	Gold (Au) Oz
Skarn - Inferred	4,592,370	<b>6.67</b>	<b>984,412</b>

## Epithermal Surface Resource

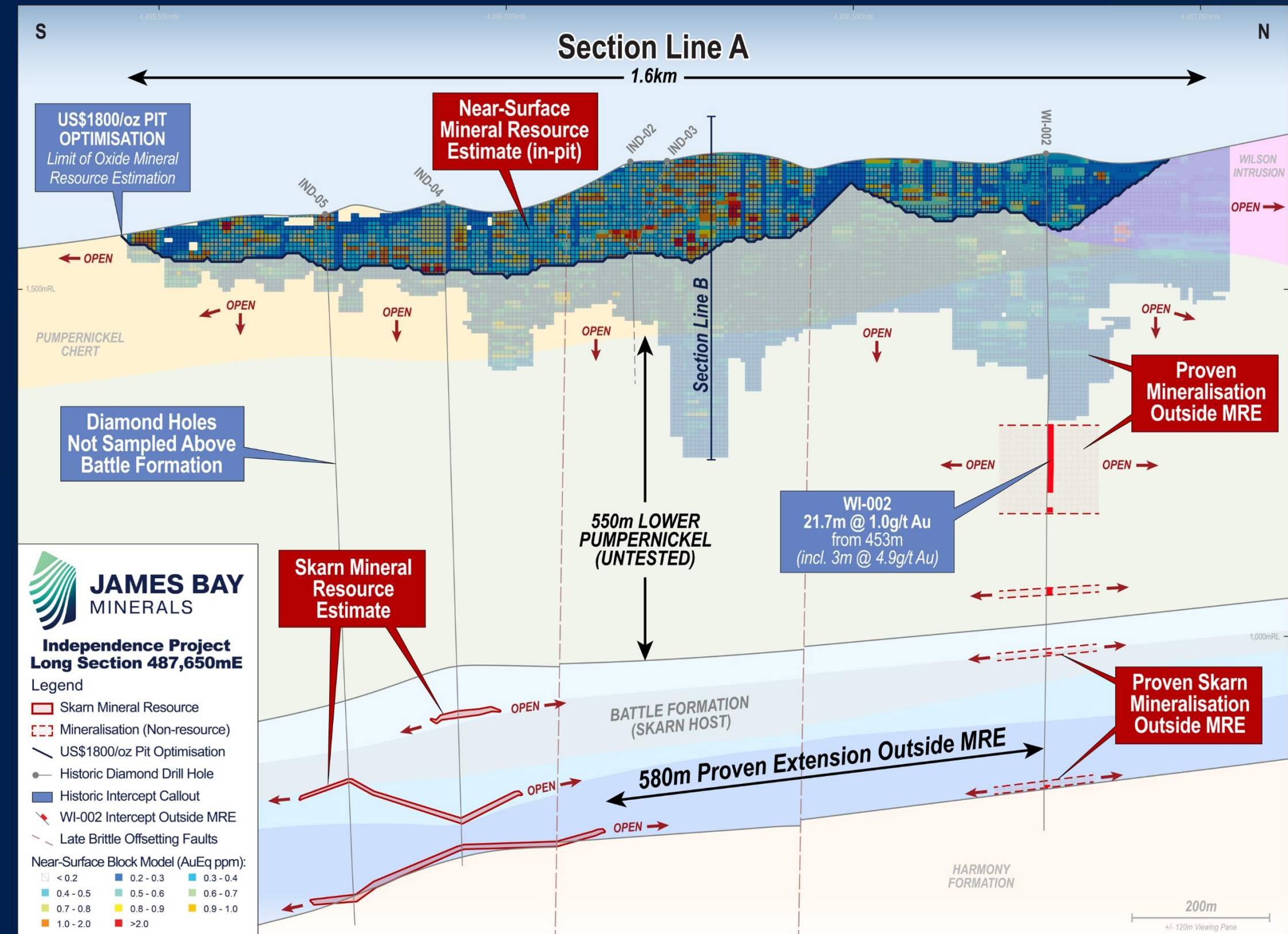
Resource Category	Tonnes	Gold Grade (Au) g/t	Gold (Au) Oz
Epithermal Surface - Indicated	23,176,458	<b>0.40</b>	<b>294,395</b>
Epithermal Surface - Inferred	8,716,172	<b>0.35</b>	<b>90,702</b>

*Independence Project Mineral Resource estimated in accordance with the Australasian Code for Reporting of Exploration Results, Mineral Resources and Ore Reserves (JORC Code). Refer to Appendix 1 and the Company's ASX announcement dated 5 March 2025 for further details.*



# Significant Resource Expansion Potential

- Significant near-term growth potential with substantial upside for the near-surface epithermal resource with proven mineralisation outside of the Resource, which remains open in all directions
- The Skarn resource is open in all directions with historic drill results 580m north of the current Skarn resource confirm similar high grade skarn mineralisation
- Unassayed historical diamond cores submitted to lab to test mineralisation between skarn and epithermal zones



1. Refer to the Company's ASX announcement dated 17 December 2024 for drill hole intercept.



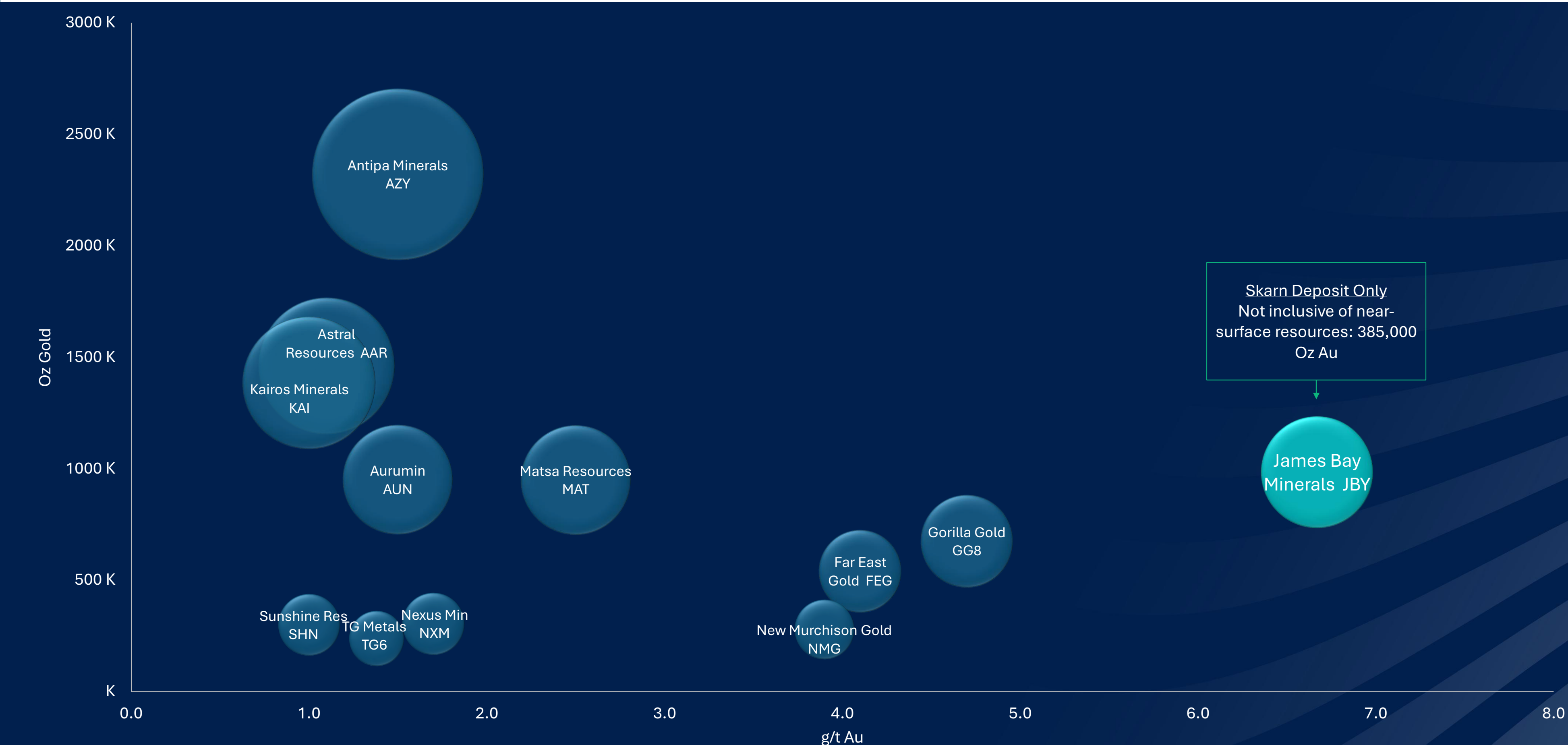
# ASX Peer Comparison – Gold Explorers

(Bubble size indicates resource size)



For personal use only

James Bay Minerals



1. Peer deposits displayed include Measured, Indicated and Inferred resources. Refer to Appendix C for further details.



# Rapid Transformation to U.S. Precious Metals Developer



**650%**  
**Growth in a Year**

Source: Refer to Appendix D



# Strategy & catalysts in 2025 - 2026

## INDEPENDENCE GOLD RESOURCE GROWTH



- Surface MRE
- Skarn MRE
- Historic core

## SHAFTER DRILLING COMMENCEMENT – EXTENSIONAL & INFILL




2025 drilling  
mobilisation

## INDEPENDENCE & SHAFTER ADVANCEMENT PERMITTING



Permitting for  
Independence low-cost  
heap leach & Shafter re-  
instate to fully permitted

## SHAFTER MAIDEN JORC RESOURCE



Conversion of historic  
data for a global  
unconstrained MRE

## INDEPENDENCE SCOPING STUDY



Continue economic  
studies with KCA who  
completed foreign PEA



Contact Information:

**Matthew Hayes**

*Executive Chair*

James Bay Minerals Limited

Email: [info@jamesbayminerals.com.au](mailto:info@jamesbayminerals.com.au)

Investor Relations:

**Nicholas Read**

*Read Corporate*

Phone: (08) 9388 1474

Email: [nicholas@readcorporate.com.au](mailto:nicholas@readcorporate.com.au)

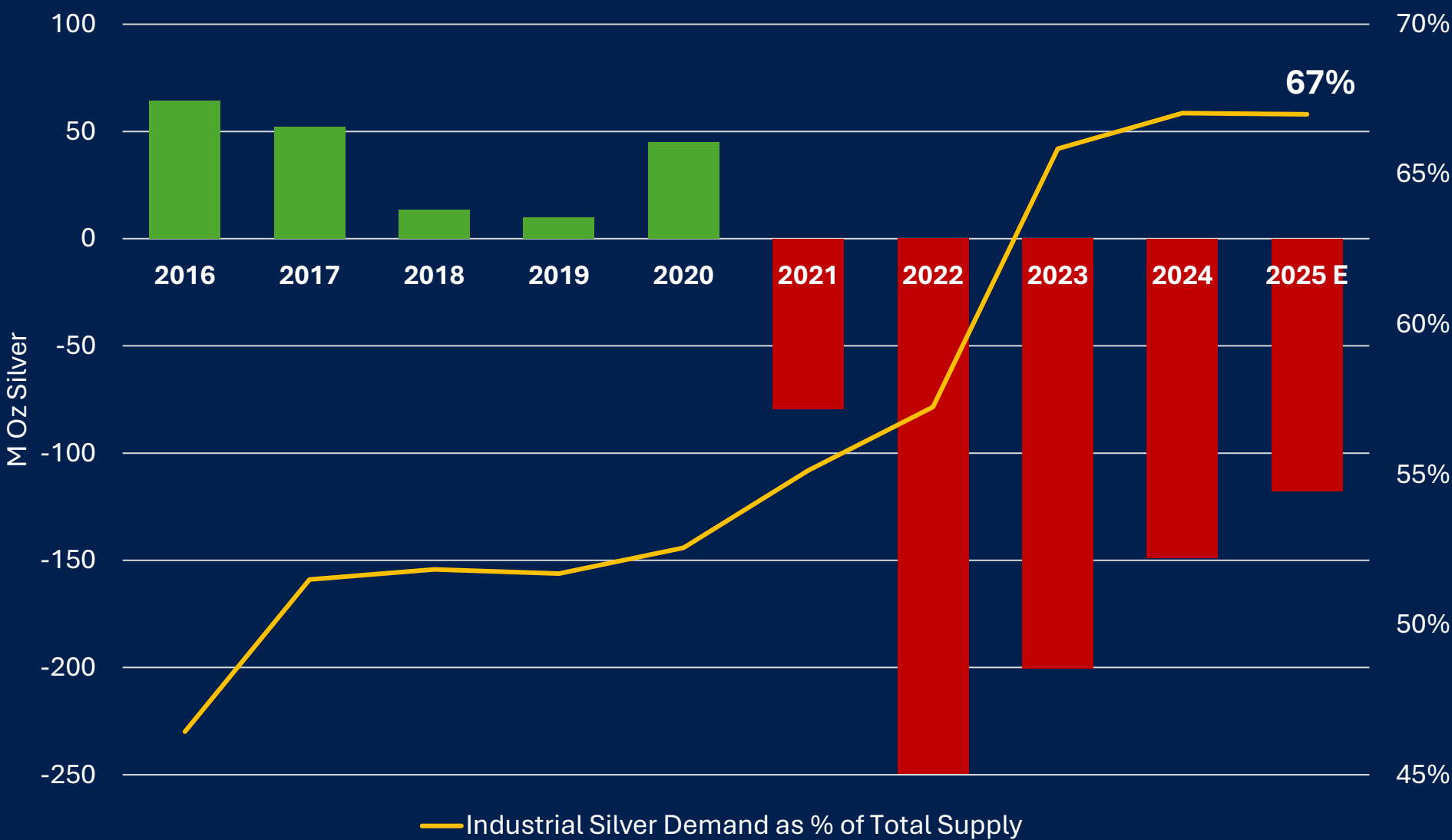




# Silver Price Drivers: Key Market Fundamentals



## 2025: Fifth Consecutive Year of Supply Deficit



## USGS adds silver to the 2025 U.S. Critical Minerals list

This document is scheduled to be published in the Federal Register on 08/26/2025 and available online at <https://federalregister.gov/d/2025-16311>, and on <https://govinfo.gov>

**DEPARTMENT OF THE INTERIOR**

**Geological Survey**

**2025 Draft List of Critical Minerals**

Mineral commodity	Statistical risk category	Recommended for inclusion?	Basis for recommendation
Silver	Elevated	Yes	Quantitative assessment

“2025 will mark the fifth year in a row of silver seeing a hefty deficit which, for 2021-25, totals almost 800Moz (25,000t). This is clearly unsustainable. We cannot expect much of a solution to this deficit position from mine production as this is expected to peak in 2026 and then to fall as several mines start to reach their end-of-life”.

*The Silver Institute, World Silver Survey 2025*



# Management & In Country Team



**Jay Ward**  
Exploration Manager

Experienced Exploration Manager, Jay played a key role in Strickland Metals Limited (ASX: STK), managing the Company's Yandal gold assets in Western Australia, including the expansion of the Millrose Gold Deposit leading to its sale to Northern Star Resources Ltd (ASX: NST).



**Troy Rinehart**  
Site Manager Shafter

Troy Rinehart is a mining professional with 15 years at Shafter Silver Project in Texas, where he has served as Surface Foreman since 2012 and previously as QAQC Supervisor. Recognized for his expertise in open-pit and underground mining over historic workings.



**Alex Crane Russell**  
Site Manager Independence

Alex is an exploration geologist with experience in gold, base metals, and critical minerals in Australia and the US, including managing Strickland Metals' Yandal base metals project. He has worked on gold, silver, lead-zinc MVT, Cu-Zn VMS resource development internationally.



**Daniel Loughnan**  
Chief Financial Officer

20 years experienced Accountant (CPA). Director of Danpalo Group an accounting consultant to a number various listed ASX Companies.



**James Doyle**  
Company Secretary

Experienced company secretary and corporate advisor with over 15 years' experience advising public and private companies across a range of sectors.



# Appendix A – External References

## Slide 5:

### Fraser Institute Report

[https://www.fraserinstitute.org/sites/default/files/2025-07/annual-survey-of-mining-companies-2024\\_0.pdf](https://www.fraserinstitute.org/sites/default/files/2025-07/annual-survey-of-mining-companies-2024_0.pdf)

### NI 43 101 Technical Report

<https://www.sedarplus.ca/comparty/records/document.html?id=106a793d76c0fce1c51aaddcec029faeb35e1cb359031fac93393902783fa3e>

## Slide 8:

### Top 20 Silver Producing Mines

<https://silverinstitute.opt-wp.cloud.bosslogics.com/wp-content/uploads/2024/07/World-Silver-Survey-2024.pdf>

### Silver Reserves in the Sierra Madre Belt

#### Newmont

[https://s24.q4cdn.com/382246808/files/doc\\_financials/2024/ar/Newmont-2024-Annual-Report.pdf](https://s24.q4cdn.com/382246808/files/doc_financials/2024/ar/Newmont-2024-Annual-Report.pdf)

#### Fresnillo Plc

<https://www.fresnilloplc.com/media/zgcbodxt/46566-fresnillo-ar24-web.pdf>

#### Coeur Mining

<https://www.coeur.com/investors/annual-report-proxy-statements/default.aspx>

#### First Majestic Silver Corp

<https://www.firstmajestic.com/projects/reserves-resources/>

#### Santa Eulalia Historical Mine Production

<https://portergeo.com.au/database/mineinfo.asp?mineid=mn487>

## Slide 9:

### Mining Taxes and Royalties -Comparative Overview Source:

#### Texas And Nevada

<https://taxsummaries.pwc.com/united-states/corporate/taxes-on-corporate-income>

<https://www.tax-id-bureau.com/texas-sales-tax-rates/>

<https://tax.nv.gov/tax-types/net-proceeds-of-minerals-tax/>

#### Western Australia

<https://www.wa.gov.au/organisation/departments/mines-petroleum-and-exploration/mineral-royalties>

#### Chile

[https://www.ey.com/en\\_gl/technical/tax-alerts/chile](https://www.ey.com/en_gl/technical/tax-alerts/chile)

#### Mexico

<https://www.seruslegal.com/insights/mining-snapshot>

#### Argentina

<https://www.argentina.gob.ar/mining-in-argentina>

## Slide 18:

[https://s25.q4cdn.com/322814910/files/doc\\_financial/quarterly\\_results/2020/q4/Barrick-Q4-2020-Mine-Stats.pdf](https://s25.q4cdn.com/322814910/files/doc_financial/quarterly_results/2020/q4/Barrick-Q4-2020-Mine-Stats.pdf) (Phoenix Mine)

[https://s22.q4cdn.com/546540291/files/doc\\_earnings/2024/q2/earnings-result/SSR-MINING-REPORTS-SECOND-QUARTER-2024-RESULTS.pdf](https://s22.q4cdn.com/546540291/files/doc_earnings/2024/q2/earnings-result/SSR-MINING-REPORTS-SECOND-QUARTER-2024-RESULTS.pdf) (Marigold Mine)

[https://s22.q4cdn.com/546540291/files/doc\\_earnings/2024/q4/presentation/ssr-mining-fourth-quarter-investor-presentation.pdf](https://s22.q4cdn.com/546540291/files/doc_earnings/2024/q4/presentation/ssr-mining-fourth-quarter-investor-presentation.pdf) (Marigold Mine)

[https://s2.q4cdn.com/496390694/files/doc\\_financials/2023/q3/KGC-Q3-2023-Results-News-Release-Final.pdf](https://s2.q4cdn.com/496390694/files/doc_financials/2023/q3/KGC-Q3-2023-Results-News-Release-Final.pdf) (Bald Mountain)

[https://s25.q4cdn.com/322814910/files/doc\\_financial/quarterly\\_results/2023/q4/Barrick\\_Q4\\_2023\\_Mine\\_Stats.pdf](https://s25.q4cdn.com/322814910/files/doc_financial/quarterly_results/2023/q4/Barrick_Q4_2023_Mine_Stats.pdf) (Cortez Mine)



# Appendix B – Independence Project JORC Mineral Resource



Independence Near Surface Mineralisation JORC 2012							
Indicated Resources							
		Grade (g/t)			Ounces		
Oxidation zones (Cutoff g/t)	Tonnes	AuEq	Au	Ag	AuEq	Au	Ag
Oxide (0.175)	19,723,489	0.40	0.37	7.68	254,963	236,621	4,868,546
Transition (0.215)	2,990,232	0.53	0.48	7.90	50,911	46,170	759,724
Sulfide (0.425)	462,737	1.06	0.78	18.8	15,710	11,604	279,694
Total	23,176,458	0.43	0.40	7.93	321,584	294,395	5,907,963
Inferred Resources							
		Grade (g/t)			Ounces		
Oxidation (Cutoff g/t)	Tonnes	AuEq	Au	Ag	AuEq	Au	Ag
Oxide (0.175)	7,348,486	0.33	0.31	4.91	78,828	73,494	1,160,123
Transition (0.215)	1,042,103	0.38	0.36	3.71	12,897	12,079	124,282
Sulfide (0.425)	325,583	0.60	0.49	7.4	6,291	5,129	77,461
Total	8,716,172	0.35	0.32	4.86	98,015	90,702	1,361,866
Independence Deep Skarn Mineralisation JORC 2012							
Inferred Resources							
		Grade (g/t)			Ounces		
Oxidation (Cutoff g/t)	Tonnes	AuEq	Au	Ag	AuEq	Au	Ag
3.429	4,592,370	-	6.67	-	-	984,412	-

Independence Project Mineral Resource estimated in accordance with the Australasian Code for Reporting of Exploration Results, Mineral Resources and Ore Reserves (JORC Code). Refer to the Company's ASX announcement dated 5 March 2025 for further details.



# Appendix C – Gold Deposits Peer Comparison

Deposit	Country	Operator	ASX Ticker	Stage	Measured (Mt)	Indicated (Mt)	Inferred (Mt)	Size (Mt)	Grade (Au g/t)	Contained (Moz Au)	Year	Resource Category	Standard	Source
Minyari Dome	Australia	Antipa Minerals	AZY	Exploration	0	32.2	15.4	47.6	1.5	2,320,000	2024	Mineral Resource	JORC	Minyari Dome Project Resource Update - 19 Sep 2024
Mandilla / Faysville	Australia	Astral Resources	AAR	Exploration	0.0	34	18	47	1.1	1,622,000	2025	Mineral Resource	JORC	Group Mineral Resource Increases to 1.62 Million Ounces - 3 April 2025
Independence	USA	James Bay Minerals	JBV	Exploration	0.0	0.0	4.59	4.59	6.67	984,412	2025	Mineral Resource	JORC	Maiden JORC Resource at Independence Gold Project - 5 March 2025
Lake Carey	Australia	Matsa Resources	MAT	Exploration	0.2	4.1	7.3	11.8	2.5	949,000	2025	Mineral Resource	JORC	RIU Explorers Conference - Presentation - 19 Feb 2025
Comet, Labyrinth, Mulwarrie	Australia, Canada	Gorilla Gold	GG8	Exploration	0.0	0.31	4.19	4.5	4.7	674,400	2023	Mineral Resource	JORC	Investor Presentation RIU Conference -19 Feb 2025
Crown Prince	Malaysia	Far East Gold	FEG	Exploration	0.0	0.0	4.1	4.1	4.1	540,000	2024	Mineral Resource	JORC	Amended Idenburg Announcement and JORC Resource Report - 16 Dec 2024
Crusader-Templar	Australia	Nexus Minerals	NXM	Exploration	0.0	2.4	3.2	5.6	1.7	304,000	2024	Mineral Resource	JORC	Crusader-Templar Updated MRE Expands to over 300,000oz Gold - 01 May 2024
Crown Prince	Australia	New Murchison Gold	NMG	Exploration	0.0	1.5	0.6	2.2	3.9	279,000	2024	Mineral Resource	JORC	Mineral Resource Update For The Crown Prince Gold Deposit - 28 Nov 2024
Sandstone Operation	Australia	Aurumin	AUN	Exploration	0.0	5.3	13.8	19.2	1.5	950,500	2025	Mineral Resource	JORC	33% Increase for Plum Pudding Resource - 5 Feb 2025
Mt York Gold Project	Australia	Kairos Minerals	KAI	Exploration	0.0	20.2	22.8	43.1	1	1,385,000	2025	Mineral Resource	JORC	Company Presentation - 26 Feb 2025
Global Resources	Australia	Sunshine Metals	SHN	Exploration	0.0	2.7	5.3	8.0	1.32	338,282	2024	Mineral Resource	JORC	904koz AuEq Resource at Ravenswood Consolidated - 11 Dec 2024
Van Uden project	Australia	TG Metals	TG6	Exploration	0.3	1.6	3.4	5.3	1.38	238,000	2004	Mineral Resource	Historical JORC	Investor Presentation - Van Uden Gold Project - 6 March 2025



# Appendix D - ASX Announcements

14/06/2024: Acquisition of the high-grade Independence Gold Project

06/12/2024: Successful Placement to raise A\$6M

05/02/2025: Assays up to 9.4g/t Au and 520m mineralisation extension

05/03/2025: Maiden JORC Resource at Independence Gold Project

08/05/2025: Strategic 184% Land Increase at Independence Gold Project

10/06/2025: 15.3g/t Au drill intercept and 370m mineralisation extension

## Share Price , James Bay Minerals

<https://www.asx.com.au/markets/company/JBY>