For personal use only

GREENWING RESOURCES LTD

Investor Update | August 2025

DISCLAIMER

For personal use only

DISCLAIMER

This document has been prepared by Greenwing Resources Ltd ABN 31109933995 (the "Company"). It should not be considered as an invitation or offer to subscribe for or purchase any securities in the Company or as an inducement to make an invitation or offer with respect to those securities. No agreement to subscribe for securities in the Company will be entered into on the basis of this document. This document is provided on the basis that neither the Company nor its officers, shareholders, related bodies corporate, partners, affiliates, employees, representatives and advisers make any representation or warranty (express or implied) as to the accuracy, reliability, relevance or completeness of the material contained in the document and nothing contained in the document is, or may be relied upon as a promise, representation or warranty, whether as to the past or the future. The Company hereby excludes all warranties that can be excluded by law.

The document may contain forward-looking information and prospective financial material, which is predictive in nature and may be affected by inaccurate assumptions or by known or unknown risks and uncertainties and may differ materially from results ultimately achieved. All references to future production, production targets and resource targets and infrastructure access are subject to the completion of all necessary feasibility studies, permitting, construction, financing arrangements and infrastructure-related agreements. Where such a reference is made, it should be read subject to this paragraph and in conjunction with further information about the Mineral Resources and Exploration Results, as well as the Competent Persons' statements. All persons should consider seeking appropriate professional advice in reviewing the document and all other information with respect to the Company and evaluating the business, financial performance and operations of the Company. Neither the provision of the document nor any information contained in the document or subsequently communicated to any person in connection with the document is, or should be taken as, constituting the giving of investment advice to any person.

FORWARD LOOKING STATEMENTS

This document may contain certain forward-looking statements. Such statements are only predictions, based on certain assumptions and involve known and unknown risks, uncertainties and other factors, many of which are beyond the Company's control. Actual events or results may differ materially from the events or results expected or implied in any forward-looking statement. The inclusion of such statements should not be regarded as a representation, warranty or prediction with respect to the accuracy of the underlying assumptions or that any forward-looking statements will be or are likely to be fulfilled. The Company undertakes no obligation to update any forward-looking statement to reflect events or circumstances after the date of this document (subject to securities exchange disclosure requirements). The information in this document does not take into account the objectives, financial situation or particular needs of any person. Nothing contained in this document constitutes investment, legal, tax or other advice.

DISCLAIMER

For personal use only

COMPETENT PERSON STATEMENT

The information in this document that relates to Exploration Results, Exploration Targets and Mineral Resources in relation to the Madagascan Projects is based on information previously released to ASX, particularly noting the information relating to the Graphite Mineral Resources which is extracted from the ASX Announcement dated 12 July 2022 '212% Increase in Graphite Resource at Graphmada Mining Complex'. This information was compiled by Tim McManus, a Competent Person who is a member of the Australasian Institute of Mining and Metallurgy, who was a consultant to the Company. Tim McManus has sufficient experience that is relevant to the style of mineralization and type of deposit under consideration and to the activity being undertaken to qualify as a Competent Person as defined in the 2012 Edition of the Australasian Code for Reporting of Exploration Results, Mineral Resources and Ore Reserves. The Company confirms that it is not aware of any new information or data that materially affects the information included in the original market announcement and, in the case of estimates of Mineral Resources or Ore Reserves that all material assumptions and technical parameters underpinning the estimates in the relevant market announcement continue to apply and have not materially changed. The Company confirms that the form and context in which the Competent Person's findings are presented have not been materially modified from the original market announcement

The information in this document that relates to Exploration Results at the San Jorge Lithium Project has been prepared by Mr Murray Brooker. Murray Brooker is a geologist and hydrogeologist and is a Member of the Australian Institute of Geoscientists. Mr Brooker is an employee of Hydrominex Geoscience Pty Ltd and is independent of Greenwing. Mr Brooker has sufficient relevant experience to as a competent person as defined in the 2012 edition of the Australasian Code for Reporting of Exploration Results, Mineral Resources and Ore Reserves. Mr Brooker consents to the inclusion in this presentation of this information in the form and context in which it appears.

The information in this report that relates to Mineral Resources and Exploration Results at the Que River Project is based on information compiled by Mr John Horton who is a Chartered Fellow of the Australian Institute of Mining and Metallurgy and a Member of the Australian Institute of Geoscientists. Mr Horton is a full-time employee of ResEval Pty Ltd and has sufficient experience which is relevant to the style of mineralisation and type of deposit under consideration and to the activity which they are undertaking to qualify as a Competent Person as defined in the 2012 Edition of the 'Australasian Code for Reporting of Exploration Results, Mineral Resources and Ore Reserves.' Mr Horton consents to the inclusion in the presentation of the matters based on his information in the form and context in which it appears.

The information in this report that relates to site conditions and Exploration Results at the Que River Project is based on information compiled by Mr Scott Hall who is a member of the Australian Institute of Mining and Metallurgy. Mr Hall is an independent consultant to the Company and has sufficient experience which is relevant to the style of mineralisation and type of deposit under consideration and to the activity which they are undertaking to qualify as a Competent Person as defined in the 2012 Edition of the 'Australasian Code for Reporting of Exploration Results, Mineral Resources and Ore Reserves.' Mr Hall consents to the inclusion in the presentation of the matters based on his information in the form and context in which it appears.

The Executive Director of the Company has authorised the release of this presentation.

GREENWING RESOURCES SUMMARY

For personal use only

Strategic Portfolio in Rising Markets

- Three advanced assets with well-defined Mineral Resources across lithium and graphite.
- Current compressed A$10m market cap v previous > A$100m market capitalisation.
- Deliberately aligned to sectors characterised by compelling long-term fundamentals.

Improving Market Conditions

- Lithium: Lithium Carbonate (LCE) prices improving as long term supply demand issues emerge
- Graphite: US, EU and OECD addressing the strategic risk posed by China currently exporting 90% of global graphite.

Core Portfolio

- San Jorge Lithium Brine Project (Argentina) – >1Mt LCE Mineral Resource[1], 38,000+ ha consolidated tenure in the Lithium Triangle.
- Graphmada Mine (Madagascar) – 62Mt Graphite Mineral Resource[2], fully permitted, existing infrastructure, sales into USA, EU & Asia.
- Que River Project (Tasmania) – 2.4Mt Polymetallic Mineral Resource[3] of gold, silver, copper, lead & zinc under granted mining lease.

Growth Pipeline

- Andapa Graphite Project (Madagascar)
- Millie's Reward Lithium Project (Madagascar)

GREENWING RESOURCES POSITIONED FOR STRATEGIC GROWTH

For personal use only

Aligned to Long-Term Fundamentals

- Actively positioned to capture value from strengthening lithium and graphite markets.
- Portfolio directly exposed to commodities with strong forecast demand growth and supply constraints.

Proven Leadership

- Highly credentialed management team with extensive lithium and graphite experience.
- Track record of advancing projects from exploration through to production and market entry.

Established Asset Base

- Significant endowment of established Mineral Resources across three flagship projects.
- All underpinned by existing infrastructure, mining leases, and favourable jurisdictions.

Multiple Growth Levers

- Clear pathways to expand and enhance value at San Jorge, Graphmada, and Que River.
- Additional upside from Millie's Reward and Andapa Graphite development opportunities.

Value Proposition

- Near-term catalysts in strengthening commodity markets.
- Substantial re-rating potential from historically higher valuations.
- Well-positioned to benefit from global moves to diversify critical mineral supply chains.

A HIGHLY CREDENTIALED TEAM WITH SIGNIFICANT EXPERIENCE

For personal use only

JAMES BROWN

Non-Executive Chairman

35 years of global mining experience and leadership, specialising in exploration, development, and operations. Proven track record of sourcing, developing, and operating major projects, focusing on lithium and battery minerals. Director and former MD/CEO at Sayona Mining (ASX:SYA).

PETER WRIGHT
Executive Director / CEO

25 years' experience in Resource Financial Markets with a focus on lithium and graphite.

CHRIS GODFREY
Chief Operating Officer

Over 30 years of practical mining experience having held senior operational roles in ASX listed companies, large multinational and small capital ventures including metalliferous, coal open pit and underground operations and processing facilities.

JEFF MARVIN
Non-Executive Director

20 years' experience in project financing and development and an active entrepreneur in energy technology.

ALAN ZENG
Non-Executive Director

More than 20 years' experience in supply chain area of automotive and tech. Senior VP of NIO Inc, EV manufacturer and GW1's strategic partner and shareholder.

ANGUS CRAIG
Company Secretary/
Chief Financial Officer

25 years in acquisitions, mergers, equity funding, corporate governance and financial management.

For personal use only

SAN JORGE LITHIUM PROJECT

ARGENTINA

SAN JORGE LITHIUM PROJECT ARGENTINA

- 100% ownership of 15 granted exploration licences covering the entire salar and an additional 36,000 hectares.
- Comprehensive surface exploration and maiden drilling program completed.
- Initial resource established (see next slide).Compelling initial direct lithium extraction (DLE) results achieved.
- Recent corporate activity focused on the Lithium Triangle

For personal use only

SAN JORGE LITHIUM PROJECT MAIDEN MINERAL RESOURCE

For personal use only

- Maiden Mineral Resource Estimate[1] 1.07Mt of Lithium Carbonate Equivalent (LCE) - 670,000t Indicated (62.7% of resource) 400,000t inferred
- Material discovery from initial 6-hole program - most prospective areas of salar are yet to be drilled, leaving considerable scope to add to both size and grade of resource.
- Resource open to west, north and at depth with SJDD04 and SJDD05 ending in mineralisation at depths of 351m and 402m respectively[1][7][8]
- Geophysics suggest basin depth up to 600m(+/-200m)[5]

MINERAL RESOURCE ESTIMATE

Area	Sediment Volume m^3	Porosity	Brine volume m^3	Li mg/l	Li Tonnes	Tonnes LCE
Indicated	8,872,840,000	0.074	653,084,441	192	125,700	670,000
Inferred (NW and > 400 m)	5,147,950,000	0.073	377,952,442	200	75,400	400,000
Total	14,020,790,000	0.074	1,031,036,883	195	201,100	**1,070,000**

Notes:
- Mineral Resource Estimate in the Safra 1 Lik, Safra Lik, San Jorge Oeste 2, 3 and 4 properties.
- Lithium is converted to lithium carbonate (Li2CO3) equivalent (LCE) using a conversion factor of 5.323.
- The Competent Person for this MRE is Murray Brooker (MAIG, MIAH).
- Totals may differ due to rounding.
- The resources is reported at a zero Lithium mg/l cut-off grade, on the basis that by its nature as a body of brine it is homogenised and is unlikely to contain areas of internal significantly lower grade material.
- Reported in accordance with the 2012 Australasian Code for Reporting of Exploration Results, Mineral Resources and Ore Reserves ('the JORC Code 2012') released to the ASX 27 May 2024 "San Jorge Lithium Brine Project – Maiden Mineral Resource Estimate". The Company confirms that it is not aware of any new information or data that materially affects the information in the relevant ASX releases, and the form and context of the announcement has not materially changed. The Company confirms that the form and context in which the Competent Persons findings are presented have not been materially modified from the original market announcements.

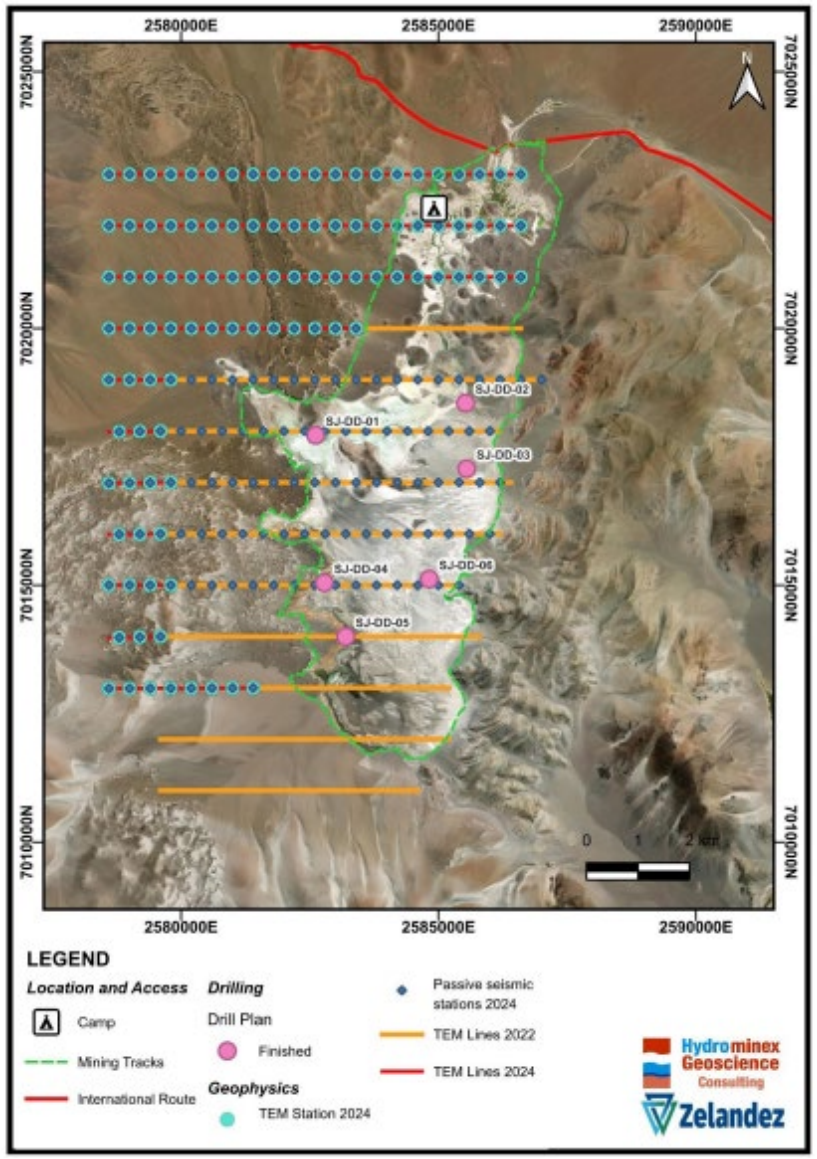

GRAPHMADA GRAPHITE PROJECT

MADAGASCAR

For personal use only

GRAPHMADA GRAPHITE MINING COMPLEX

For personal use only

Graphite Resource with successful production history and expansion potential

- Graphite, a critical mineral for lithium-ion batteries, holds "critical status" from the EU, USA, and Japan.
- China currently dominates global graphite supply and has threatened supply disruptions, raising global concerns.
- Governments worldwide recognize the urgent need for secure, non-China graphite sources to sustain their battery industries.
- The project benefits from 20+ year mining permits and strong landholder agreements, supported by excellent infrastructure.
- An operational processing plant has produced premium concentrate consistently for 20 months.
- Established diversified sales channels deliver qualified concentrate to international markets, including the EU, USA, India, Japan, and China.

See: https://source.benchmarkminerals.com/article/china-tightens-graphite-export-controls-to-the-us

GRAPHMADA GRAPHITE MINING COMPLEX: ESTABLISHED & GROWING RESOURCE

For personal use only

Extensive mineralisation from Lohorano in the north to Ambatofafana in the south, with Mineral Resource of **61.9Mt at 4.5% FC**, total contained graphite of over 2.7 Mt[2]

	TONNES (MT)	FC%	CONTAINED GRAPHITE (KT)
Measured	18.7	4.9	911
Indicated	12.3	4.7	582
Inferred	30.9	4.2	1,288
Total	**61.9**	**4.5**	**2,780**

Each drill campaign has delivered a significant resource upgrade.

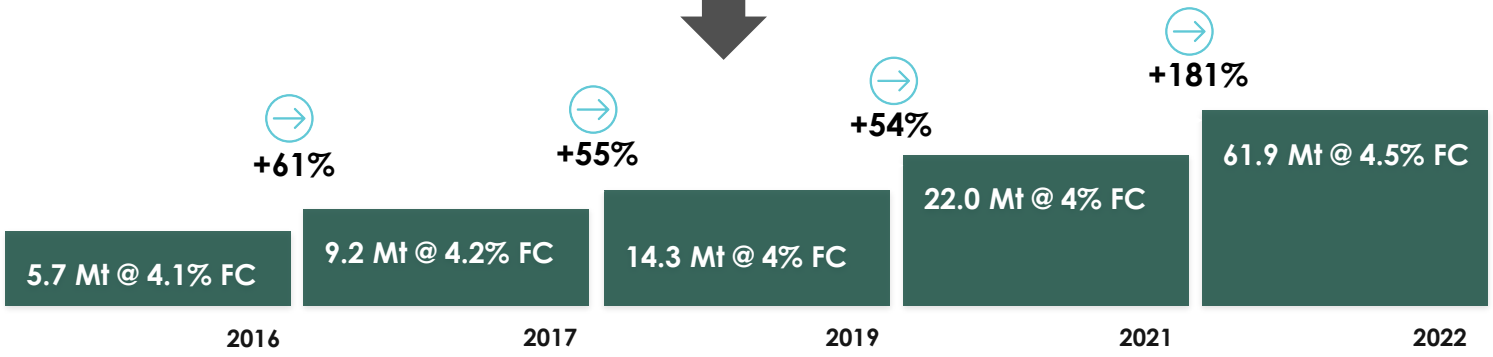

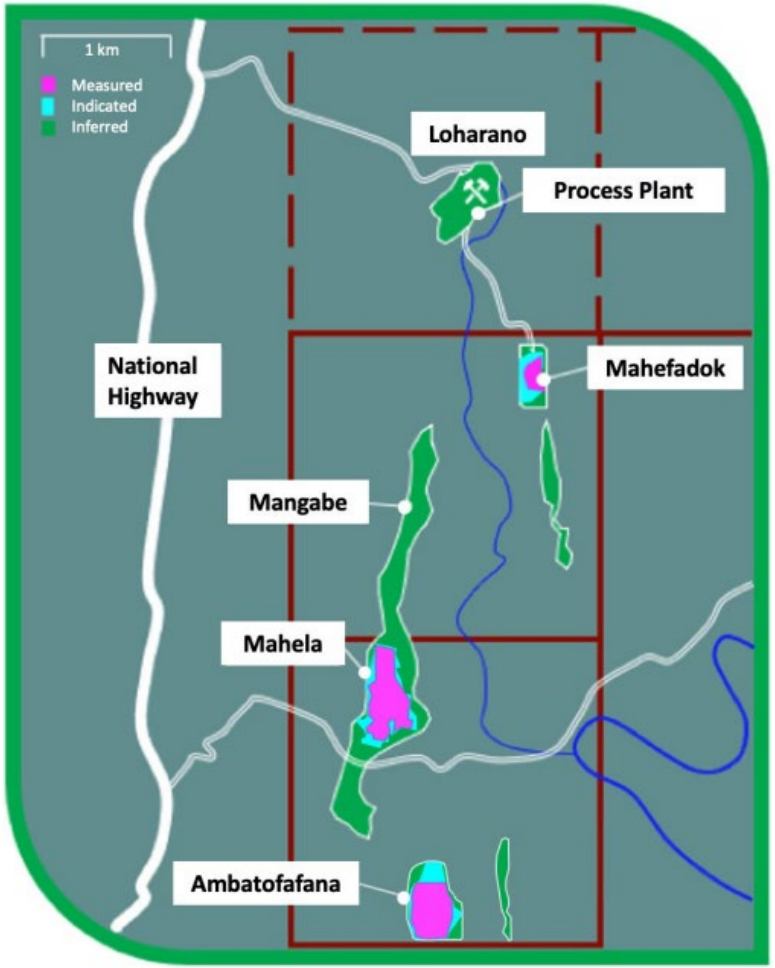

Reported in accordance with the 2012 Australasian Code for Reporting of Exploration Results, Mineral Resources and Ore Reserves ('the JORC Code 2012') released to the ASX 12 July 2022 "Mineral Resource Update 212% increase in Graphite Resource at Graphmada Mining Complex. The Company confirms that it is not aware of any new information or data that materially affects the information in the relevant ASX releases, and the form and context of the announcement has not materially changed. The Company confirms that the form and context in which the Competent Persons findings are presented have not been materially modified from the original market announcements.

For references, please refer to references slide.

For personal use only

QUE RIVER PROJECT

TASMANIA, AUSTRALIA

QUE RIVER PROJECT, TASMANIA

For personal use only

- The Que River deposit is a high-grade polymetallic volcanic-hosted massive sulphide (VMS) deposit within the Mount Read Volcanics, home to major Tasmanian VMS mines like Hellyer and Rosebery.
- Located adjacent to the operating Hellyer Mine with private haul road access and just 14 km from processing mills at Rosebery and Renison Bell.
- Previously mined from 1980 to 2010 via underground and open-pit methods producing over 2.6 Mt at 14% Zn, 8% Pb, 0.5% Cu, 3.7 g/t Au and 205 g/t Ag, containing approximately 300,000 ounces of gold and 17,000,000 ounces of Silver.
- Updated JORC 2012 Mineral Resource reported (see next slide), including in-situ material viable due to current elevated metal prices.
- Significant exploration upside identified with promising open-cut and high-grade underground targets.
- Multiple development options currently under assessment to maximize value.

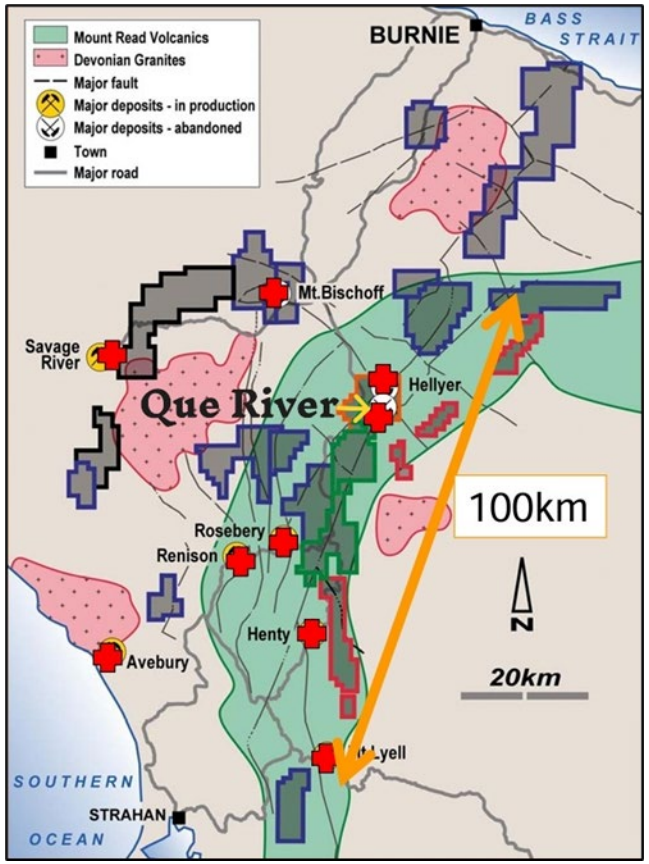

Chris Godfrey COO:
With high grade ore close to surface, open pitable in the existing PQ Lens south, open along strike and down dip, also from the existing QR32 open pit there remains high grade ore continuing down dip and open at depth. There are numerous underground resources of high grade that have not been recovered and extend down dip and are open at depth. As a result of the recent work conducted by our resource geologist and the JORC Resource there are several new viable Lens identified with high grade intercepts with opportunities to be mined through the existing underground workings.

For personal use only

SUMMARY MINERAL RESOURCE ESTIMATE[3]

Resource Location	Classification	kt	Zn %	Pb %	Cu %	Au g/t	Ag g/t	Density t/m³	ZnEq %
UG	Indicated	1,618	2.9	1.4	0.34	0.77	47	3.30	9.0
underground	Inferred	329	3.6	1.8	0.34	0.69	48	3.33	9.7
	subtotal	1,947	3.0	1.4	0.34	0.76	47	3.31	9.1
Surface	Indicated	411	3.7	1.8	0.70	0.79	56	3.37	11.2
Open Pit	Inferred	35	4.3	2.5	0.16	1.15	60	3.30	12.7
	subtotal	445	3.7	1.8	0.66	0.82	56	3.37	11.3
Total	Indicated	2,028	3.1	1.5	0.42	0.78	49	3.32	9.5
	Inferred	364	3.7	1.8	0.32	0.73	49	3.33	10.0
	Total	2,392	3.1	1.5	0.40	0.77	49	3.32	9.5

The Mineral Resource in above table is reported at a 5% ZnEq cut-off where: ZnEq = Zn + 0.7 Pb +2.1 Cu +0.04 Ag + 3.3 Au. For more information refer to Appendix 1.

Reported in accordance with the 2012 Australasian Code for Reporting of Exploration Results, Mineral Resources and Ore Reserves ('the JORC Code 2012') released to the ASX 25 March 2025. The Company confirms that it is not aware of any new information or data that materially affects the information in the relevant ASX releases, and the form and context of the announcement has not materially changed. The Company confirms that the form and context in which the Competent Persons findings are presented have not been materially modified from the original market announcements.

For complete JORC disclosures please refer to ASX Announcement dated 25 March 2025 'Greenwing tables updated Polymetallic Mineral Resource at Que River'

QUE RIVER, TASMANIA EXPLORATION POTENTIAL

For personal use only

- Greenwing currently working through a comprehensive data set for the Que River Project inclusive of circa 1300 drill holes from within the 1984/68L Mining Lease in addition to historic production figures, metallurgical recoveries and processing data.
- Greenwing has identified two potential resource extensions as announced to the market on 2 April[10] and 8 April[11] 2025.

This high-grade intercept on the southernmost margin of the PQ lens is also unmined & undeveloped and never followed up with further drilling[11]:

- **QR1130** → 8.3m @ 27.8% ZnEq** – 7.0% Zn; 3.06% Pb; 0.06% Cu; 179 g/t Ag & 3.46g/t Au, including 1.8m @ 74.1% ZnEq – 18.3% Zn; 3.7% Pb; 0.12% Cu; 560 g/t Ag & 10.8 g/t Au.

Between this southern most zone and the PQ Pit are also the following (unmined) drill intercepts[11]:

- **QR0939** → 7.7m @ 28.6% ZnEq** – 7.65% Zn; 3.87% Pb; 0.16% Cu; 172 g/t Ag & 3.35g/t Au, including 5.1m @ 38.1% ZnEq – 10.15% Zn; 4.99% Pb; 0.23% Cu; 242 g/t Ag & 14.32 g/t Au.
- **QR0936** → 7.5m @ 20.3% ZnEq** – 4.28% Zn; 1.79% Pb; 0.19% Cu; 100 g/t Ag & 3.15g/t Au, including 2.0m @ 41.6% ZnEq – 13.66% Zn; 3.14% Pb; 0.26% Cu; 262 g/t Ag & 4.47 g/t Au.
- **QR00928** → 8.1m @ 22.4% ZnEq** – 7.5% Zn; 4.06% Pb; 0.08% Cu; 141 g/t Ag & 1.88g/t Au, including 0.9m @ 75% ZnEq – 22.3 % Zn; 10.6% Pb; 0.22% Cu; 600 g/t Ag & 7.52 g/t Au.

** Refer to Appendix 1 for ZnEq calculation basis.

For personal use only

Looking forward: Strategic Development and Value Creation

- Actively assessing development, funding, and investment options for **three key JORC Mineral Resource projects** — San Jorge, Graphmada, and Que River — aimed at **maximizing shareholder value**.
- **San Jorge Lithium Brine Project:** Comprehensive review of exploration data underway to optimize the upcoming second drilling program **targeting high-potential salar zones**.
- **Graphmada Graphite Mine:** Planned further drilling at Ambatofafana in the southern project area to **enhance resource confidence.**
- **Que River Project:** Ongoing detailed assessment of exploration, metallurgical, and production data to refine resource extensions and potential revised open pit designs at QR32 and PQ South.
- **Millie's Reward Hard Rock Lithium Project:** Targeting completion of negotiations with vendors to update transaction terms, progressing toward acquisition.

Focused on delivering growth through disciplined project advancement and strategic investment decisions.

GREENWING RESOURCES POSITIONED FOR STRATEGIC GROWTH

For personal use only

- Greenwing holds **three declared mineral resources** across diverse commodities, strengthening portfolio resilience.
- **Lithium and graphite fundamentals remain robust**, with Greenwing well placed to benefit from an anticipated recovery in concentrate prices.
- The San Francisco Salar (San Jorge Project) is one of only 23 salars in the Lithium Triangle, with Greenwing among five companies controlling an entire salar — **offering rare, strategic advantage**.
- Graphite assets **carry critical strategic value** amid rising global trade tensions and China's export controls, underscoring the importance of secure non-China supply.
- Graphmada's graphite production is qualified and has **sold across all major global end markets**.
- The Que River Project provides further value with an established resource adjacent to an operating mine, **enhancing growth potential.**

Greenwing's diversified portfolio and strategic assets uniquely position it to capitalize on evolving global demand and market dynamics.

REFERENCES

For personal use only

(1) ASX ANNOUNCEMENT DATED 27 MAY 2024 'SAN JORGE LITHIUM BRINE PROJECT – MAIDEN MINERAL RESOURCE ESTIMATE'

(2) ASX ANNOUNCEMENT DATED 12 JULY 2022 - '212% INCREASE IN GRAPHITE RESOURCE AT GRAPHMADA MINING COMPLEX'. REPORTED IN ACCORDANCE WITH THE 2012 AUSTRALASIAN CODE FOR REPORTING OF EXPLORATION RESULTS, MINERAL RESOURCES AND ORE RESERVES ('THE JORC CODE 2012'). THE COMPANY CONFIRMS THAT IT IS NOT AWARE OF ANY NEW INFORMATION OR DATA THAT MATERIALLY AFFECTS THE INFORMATION IN THE RELEVANT ASX RELEASES, AND THE FORM AND CONTEXT OF THE ANNOUNCEMENT HAS NOT MATERIALLY CHANGED. THE COMPANY CONFIRMS THAT THE FORM AND CONTEXT IN WHICH THE COMPETENT PERSONS FINDINGS ARE PRESENTED HAVE NOT BEEN MATERIALLY MODIFIED FROM THE ORIGINAL MARKET ANNOUNCEMENTS.

(3) ASX ANNOUNCEMENT DATED 25 MARCH 2025 'GREENWING TABLES UPDATED POLYMETALLIC MINERAL RESOURCE AT QUE RIVER'

(4) ASX ANNOUNCEMENT DATED 26 MARCH 2021 'BASS METALS SIGNS BINDING TERM SHEET TO ACQUIRE THE SAN JORGE LITHIUM BRINE PROJECT IN ARGENTINA EXECUTION OF SAN JORGE PROJECT ACQUISITION AGREEMENT'

(5) ASX ANNOUNCEMENT DATED 2 DECEMBER 2021 'INITIAL EXPLORATION RESULTS- SAN JORGE LITHIUM PROJECT'

(6) ASX ANNOUNCEMENT DATED 8 FEBRUARY 2024 'STRONG PROGRESS AT SAN JORGE WITH DRILLING EXPANDING LITHIUM BRINE FOOTPRINT AND ATTRACTIVE INITIAL POROSITY VALUES

(7) ASX ANNOUNCEMENT DATED 8 APRIL 2024 'DRILLING PROGRAM UPDATE AT SAN JORGE PROJECT – GRADES UP TO 248 MG/L LITHIUM AT DEPTH, ADDITIONAL TEM GEOPHYSICS TO EXPAND BRINE FOOTPRINT'

(8) ASX ANNOUNCEMENT DATED 8 MAY 2024 'MAIDEN DRILLING PROGRAM COMPLETED AT SAN JORGE PROJECT – ALL 5 HOLES TO DATE RETURNED 200MG/L LI WITH POSITIVE POROSITY VALUES, INITIAL MINERAL RESOURCE ESTIMATE TO BE RELEASED THIS MONTH'

(9) ASX ANNOUNCEMENT DATED 29 OCTOBER 2024 'SAN JORGE PROJECT – BRINE PROCESSING UPDATE'

(10) ASX ANNOUNCEMENT DATED 2 APRIL 2025 'QUE RIVER PROJECT: EXPLORATION UPDATE – SIGNIFICANT OPEN CUT TARGETS & EXPLORATION POTENTIAL IDENTIIFED'

(11) ASX ANNOUNCEMENT DATED 8 APRIL 2025 'QUE RIVER PROJECT; EXPLORATION UPDATE - PQ LENS SOUTHERN EXTENSIONS – OPEN CUT & UNDEGROUND POTENTIAL HIGH GRADE EXPLORATION TARGETS IDENTIFIED'

APPENDIX 1 QUE RIVER ZINC EQUIVALENT CALCUATIONS

For personal use only

The Mineral Resource outlined on slide 15 is reported at a 5% ZnEq cut-off where: **ZnEq = Zn + 0.7 Pb +2.1 Cu +0.04 Ag + 3.3 Au**

Que River is predominantly considered a zinc-lead mine, however considerable value is associated with gold andsilver grades as well as some copper which can combine to be as value or more valuable than zinc-lead. Hence a zinc equivalent cut-off is required to ensure value of copper, gold and silver areas are not overlooked.

Rosebery ore processing performs similar to Que River. The published Rosebery combined recovery and payability values (source HKEX:MMG 23 January 2025) provide factors consistent with that expected for a standalone processing Que River operation. High factors of around 6 for Cu and Au grades reflect the relatively high current metal prices for Cu, Au and Ag and generally higher smelter payability. These factors include the data in Table 1 below.

However, toll treatment may not provide the same opportunities as an owner operated processing plant. The combined recovery, concentrate payability and milling cost used by the Company in 2009 for toll treatment at the Rosebery mill were lower as they included processing costs but also flatter payability across the commodities. It is these less optimistic equivalence assumptions and factors that are applied at this stage of the project review are outlined in Table 2 below.

Element	Metal price		Price per ore tonne		Metallurgical and Payability Factors			
	USD	Unit	USD	Unit	Recovery	Payability	Combined	Zn Factor
Zn	2800	t	28.0	10kg	86%	46%	40%	1.0
Pb	2000	t	20.0	10kg	76%	63%	48%	0.9
Cu	9300	t	93.0	10kg	66%	97%	65%	5.4
Au	2800	oz	90.0	g	84%	88%	74%	6.0
Ag	31	oz	1.0	g	81%	90%	73%	0.07

Table 1: published Rosebery combined recovery and payability values

Element	Metal price		Price per ore tonne		Bass Metals Contract	
	USD	Unit	USD	Unit	Payability	**Zn Factor**
Zn	2800	t	28	10kg	39.5%	**1.0**
Pb	2000	t	20	10kg	38.5%	**0.7**
Cu	9300	t	93	10kg	25%	**2.1**
Au	2800	oz	90	g	40%	**3.3**
Ag	31	oz	1.0	g	40%	**0.04**

Table 2: Assumptions applied

The total payability adopted at this stage is based on the most conservative option using combined mill cost, smelter returns & charges and mill recovery factors achieved by the Company under toll treatment contract in 2009 during the last phase of mining at Que River with toll treatment at the Rosebery concentrator.

Metal prices assumed this review include the 3 month LME contract price for base metals or last three month Kitco average price for precious metals.

Based on this information it is the Company's opinion that the elements included in the metal equivalents calculation have a reasonable potential to be recovered and sold.

For complete JORC disclosures please refer to ASX Announcement dated 25 March 2025 'Greenwing tables updated Polymetallic Mineral Resource at Que River'

For personal use only

CONTACT

Peter Wright | CEO/Executive Director
E. peter@greenwingresources.com
M. 0404 945 189

Greenwing Resources Ltd ABN 31 109 933 995
www.greenwingresources.com
ASX:GW1