

For personal use only

# Capital Management and Pro Forma Financial Information

5 August 2025

ASX: TPG



'Listening to Land - Connecting to Country' by Riki Salam  
(Mualgal, Kaurareg, Kuku Yalanji), We are 27 Creative.

**TPG Telecom acknowledges the Traditional Custodians of Country throughout Australia** and the lands on which we and our communities live, work and connect.

**We pay our respects to their Elders, past and present.**

# Disclaimer

## International Financial Reporting Standards (IFRS)

This presentation includes certain non-IFRS financial measures. These non-IFRS financial measures are used by management to assess the performance of TPG Telecom's business and make decisions on allocation of resources. Further information regarding the non-IFRS financial measures and other key terms used in this presentation are included in the Glossary on slide 31. Non-IFRS measures have not been subject to audit or review.

## Future performance and forward-looking statements

Forward-looking statements, opinions and estimates provided in this Presentation are based on assumptions and contingencies which are subject to change without notice, as are statements about market and industry trends, which are based on interpretations of current market conditions. Forward-looking statements including projections, guidance on future earnings and estimates are provided as a general guide only and should not be relied upon as an indication or guarantee of future performance. Forward-looking statements involve inherent risks and uncertainties, both general and specific, and there is a risk that such predictions, forecasts, projections and other forward-looking statements will not be achieved.

An investment in TPG Telecom shares is subject to investment and other known and unknown risks, some of which are beyond the control of the group, including possible delays in repayment and loss of income and principal invested. TPG Telecom does not guarantee any particular rate of return or the performance of the group nor does it guarantee the repayment of capital from TPG Telecom or any particular tax treatment.

No representation or warranty, express or implied, is made as to the fairness, accuracy, completeness or correctness of the information, opinions and conclusions contained in this Presentation. To the maximum extent permitted by law, none of TPG Telecom, its directors, employees or agents, nor any other person accepts any liability, including, without limitation, any liability arising out of fault or negligence, for any loss arising from the use of the information contained in this Presentation. In particular, no representation or warranty, express or implied is given as to the accuracy, completeness or correctness, likelihood of achievement or reasonableness of any forecasts, prospects or returns contained in this Presentation nor is any obligation assumed to update such information. Such forecasts, prospects or returns are by their nature subject to significant uncertainties and contingencies.

## Past performance

Past performance information given in this Presentation is given for illustrative purposes only and should not be relied upon as (and is not) an indication of future performance.

## Not financial product advice

This Presentation is for information purposes only and is not financial product or investment advice or a recommendation to acquire TPG Telecom shares and has been prepared without taking into account the objectives, financial situation or needs of any individuals. Before making any investment decision, investors should consider the appropriateness of the information having regard to their own objectives, financial situation and needs and seek legal and taxation advice appropriate to their jurisdiction. TPG Telecom is not licensed to provide financial product advice in respect of TPG Telecom shares. Cooling off rights do not apply to the acquisition of TPG Telecom shares.

## Not an offer

This Presentation is not, and should not be considered, a prospectus, disclosure document, product disclosure statement or other offering document, or an offer or an invitation to acquire TPG Telecom shares or any other financial products.

The Reinvestment Plan will be made under a prospectus that will be lodged with ASIC and made available when the shares are offered. Shareholders who wish to participate in the Reinvestment Plan will be subject to eligibility criteria and will need to complete the application form that will accompany the prospectus. When the prospectus is made available, shareholders should read it carefully, and in its entirety, including the risk factors, and contact their financial advisor for assistance as required.

This Presentation does not constitute an offer in any place in which, or to any person to whom, it would not be lawful to make such an offer. In particular, this Presentation does not constitute an offer to sell, or a solicitation of an offer to buy, securities in the United States or to, or for the account or benefit of, any U.S. person (as defined in Regulation S under the U.S. Securities Act of 1933. TPG's ordinary shares have not been, and will not be, registered under the US Securities Act or the securities laws of any state or other jurisdiction of the United States and may not be offered, sold, delivered or transferred in the United State or to, or for the account or benefit of, any U.S. Person.

### Investor relations contact

Paul Hutton

[paul.hutton@tpgtelecom.com.au](mailto:paul.hutton@tpgtelecom.com.au)

+61 416 250 847

### Media contact

Mitchell Bingemann

[mitchell.bingemann@tpgtelecom.com.au](mailto:mitchell.bingemann@tpgtelecom.com.au)

+61 493 733 904


# Agenda

For personal use only


- 1 Introduction
- 2 Capital management
- 3 Pro Forma financials and FY25 guidance
- 4 1H25 trading update
- 5 Conclusion and Q&A

# Announcement highlights


For personal use only




Vocus Transaction complete: net cash proceeds of \$4.7 billion




Proposed cash distribution of up to \$3 billion through pro rata Capital Reduction




Reinvestment Plan of up to \$688 million to increase minority ownership




Debt Repayment of up to \$2.4 billion of bank borrowings




Confident financial position will be deemed “investment grade”



Dividend Policy: 18 cps targeted in FY25, then growing over time with profit and cash flow



Pro Forma financials show strong year-on-year performance



Pro Forma FY25 guidance and first-half trading update

Note: While TPG is actively progressing its capital management plans, the outcome of its engagement with regulators and its overall approach remains subject to ongoing review and assessment by the TPG Board. Accordingly, there is no guarantee that the capital management initiatives will be implemented, and if they are, be implemented in accordance with all the indicative terms of this presentation.

# Sale of fibre and EGW Fixed assets

## Simplifying TPG and establishing infrastructure sharing

Vocus Transaction completed 31 July 2025

Separation and transition activities  
completing as expected

Low-cost access model established enabling scalable cost base as customer and data volumes grow

Exited sub-scale  
assets and  
operations

Strengthened  
network  
economics

Streamlined TPG  
structure  
and cost base

Deployment of  
Capital Management  
Plan

For personal use only

# Capital management

**Iñaki Berroeta**

Chief Executive Officer and Managing Director





# Capital management and liquidity plan

Designed to reward all shareholders and rebalance the share register to increase minority shareholder ownership

## Capital Reduction


- Return of up to \$3 billion to all shareholders via pro rata Capital Reduction
- Up to \$1.61 cash distribution per share
- Subject to shareholder approval by simple majority at EGM
- TPG engaging with ATO to seek class ruling for all shareholders


 Notice of meeting released September 2025

 Shareholder vote and EGM planned for October 2025

## Reinvestment Plan


- Up to \$688 million in new shares to minority shareholders
- Designed to improve ASX free-float and maintain index position
- If fully subscribed, would increase TPG's free float to approximately 30%<sup>1</sup>
- Pricing terms, including any discount, to be determined closer to time of execution


 Prospectus to be distributed post EGM if Capital Reduction approved

 New shares issued at same time as cash distribution (late October)

## Debt Repayment


- Targeting up to \$2.4 billion of repayments
- Reduces drawn borrowings to approximately \$1.7 billion
- Results in Pro Forma financial leverage of approximately 1.3 times<sup>2</sup> (pre-AASB16 basis)
- Confident financial position will be deemed "investment grade"

 \$1.7 billion from Vocus Transaction proceeds

 Further repayment subject to Reinvestment Plan execution

## Dividend Policy

- Targeting FY25 dividend of 18 cents per share (same as FY24)
- Growth over time with profit and cash flow
- Timing and extent of franking subject to generation of new franking credits
- Always subject to market conditions and Board discretion

 Interim FY25 dividend to be declared on 28 August 2025

<sup>1</sup> Increased free float percentage calculated on illustrative basis only, assuming full take-up of Reinvestment Plan at closing TPG share price of \$5.52 on 4 August 2025 less \$1.61 per share Capital Reduction, resulting in issuance of approximately 176 million new shares. Actual outcome subject to prevailing share price, pricing terms, including any discount, investor take-up and market conditions at execution of Reinvestment Plan. Refer to slide 9 for detailed calculations.

<sup>2</sup> Based on mid-point of TPG FY25 guidance.

Note: TPG is in the process of seeking a Class Ruling from the Australian Taxation Office (ATO) to confirm the tax treatment to shareholders of the Capital Reduction. While TPG is actively progressing its capital management plans, the outcome of its engagement with regulators and its overall approach remains subject to ongoing review and assessment by the TPG Board. Accordingly, there is no guarantee that the capital management initiatives will be implemented, and if they are, be implemented in accordance with all the indicative terms of this presentation. Dates are indicative only and subject to change. TPG will update the market as key actions are taken, or if dates materially vary.

# Capital Reduction and Reinvestment Plan

Equal cash distribution to all shareholders with minorities able to increase their ownership



For personal use only

## Capital Reduction

Target amount: Up to \$3,000 million  
 Shares on issue: 1,859,341,669  
 Pro rata cash distribution: Up to \$1.61 per share

### Allocation:

Strategic Shareholders: \$2,312 million  
**Minority shareholders: \$688 million**

## Reinvestment Plan

*Starting shares on issue:* 1,859 million  
 Strategic Shareholders: 1,433 million  
**Minority shareholders:** 426 million  
 Free float: 23%

### Target value of new shares issued:

Strategic Shareholders: n/a  
**Minority shareholders: \$688 million**

### Illustrative example only:<sup>1</sup>

Closing price on 4 August 2025: \$5.52  
 Number of new shares: 176 million

*Ending shares on issue:* 2,035 million  
 Strategic shareholders: 1,433 million  
**Minority shareholders: 602 million**  
 Free float: 30%

<sup>1</sup> Increased free float percentage calculated on illustrative basis only, assuming full take-up of Reinvestment Plan at closing TPG share price of \$5.52 on 4 August 2025 less \$1.61 per share Capital Reduction, resulting in issuance of approximately 176 million new shares. Actual outcome subject to prevailing share price, pricing terms, including any discount, investor take-up and market conditions at execution of Reinvestment Plan.

Note: While TPG is actively progressing its capital management plans, the outcome of its engagement with regulators and its overall approach remains subject to ongoing review and assessment by the TPG Board. Accordingly, there is no guarantee that the capital management initiatives will be implemented and, if they are, be implemented in accordance with all the indicative terms of this presentation. Dates are indicative only and subject to change. TPG will update the market as key actions are taken, or if dates materially vary.

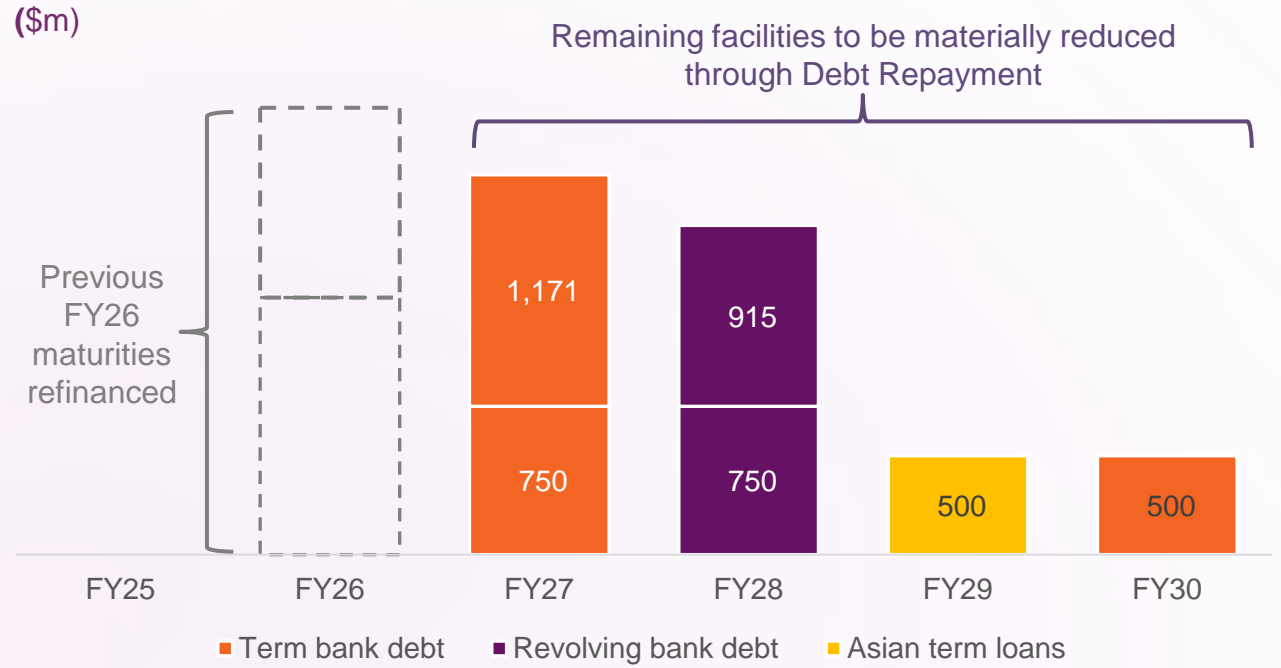
# Debt Repayment

Borrowing profile transformed through refinancing and repayment

For personal use only

<b>Bank debt @ 30 Jun:</b>	<b>c. \$4.1b</b>
<b>Target bank debt @ 31 Dec:</b>	<b>c. \$1.7b</b>

Debt maturity profile (pre Debt Repayment)



## Targeting to repay up to \$2.4 billion of bank debt from the following sources:

- c. \$1.7 billion from Vocus Transaction proceeds
- Targeted \$688 million from Reinvestment Plan proceeds assuming full take-up

## Continuing to assess the most appropriate facilities to repay

## Refinanced c. \$2.1 billion of bank debt facilities that were due to mature in June 2026, until July 2027 and July 2028

- Strong demand from 12 participating banks
- Reduction in margin from prior refinancings

# Leverage reduction

On track to reduce total financial leverage by \$2.4 billion since 2020 merger



For personal use only

	July 20 actual	Dec 24 actual	Dec 25 Pro Forma forecast <sup>1</sup>	
<b>Leases</b>	<b>\$1.1b</b>	<b>\$2.2b</b>	<b>c. \$2.8b</b>	Increase primarily reflects 2022 Towers Sale and TAWFA post Vocus Transaction
<b>Bank borrowings</b>	<b>\$4.7b</b>	<b>\$4.1b</b>	<b>c. \$1.7b</b>	Pro Forma assumes full subscription of Reinvestment Plan and proceeds used for Debt Repayment
Debt/EBITDA ratio (pre AASB16)	3.0x	2.3x	c. 1.3x <sup>1</sup>	Excludes leases from debt and treats lease payments within EBITDA; covenant limit 3.75x
Debt/EBITDA ratio (post AASB16)	3.2x	3.2x	c. 2.8x <sup>1</sup>	Includes leases in debt and treats lease payments through depreciation and interest
<b>Legacy handset receivables financing facility</b>	<b>\$1.1b</b>	<b>&lt;\$0.1b</b>	<b>-</b>	TPG continuing to assess future options Proceeds of any future handset receivables financing solution will enable further bank debt retirement
<b>Total external financing</b>	<b>\$6.9b</b>	<b>\$6.3b</b>	<b>c. \$4.5b</b>	Reduction of 35% in four years from asset sales and disciplined capital management

<sup>1</sup> Based on mid-point of TPG FY25 guidance. Pro Forma financial information reflects TPG Telecom operations excluding discontinued operations and assuming new commercial arrangements arising from the Vocus Transaction were in place for the entire period.

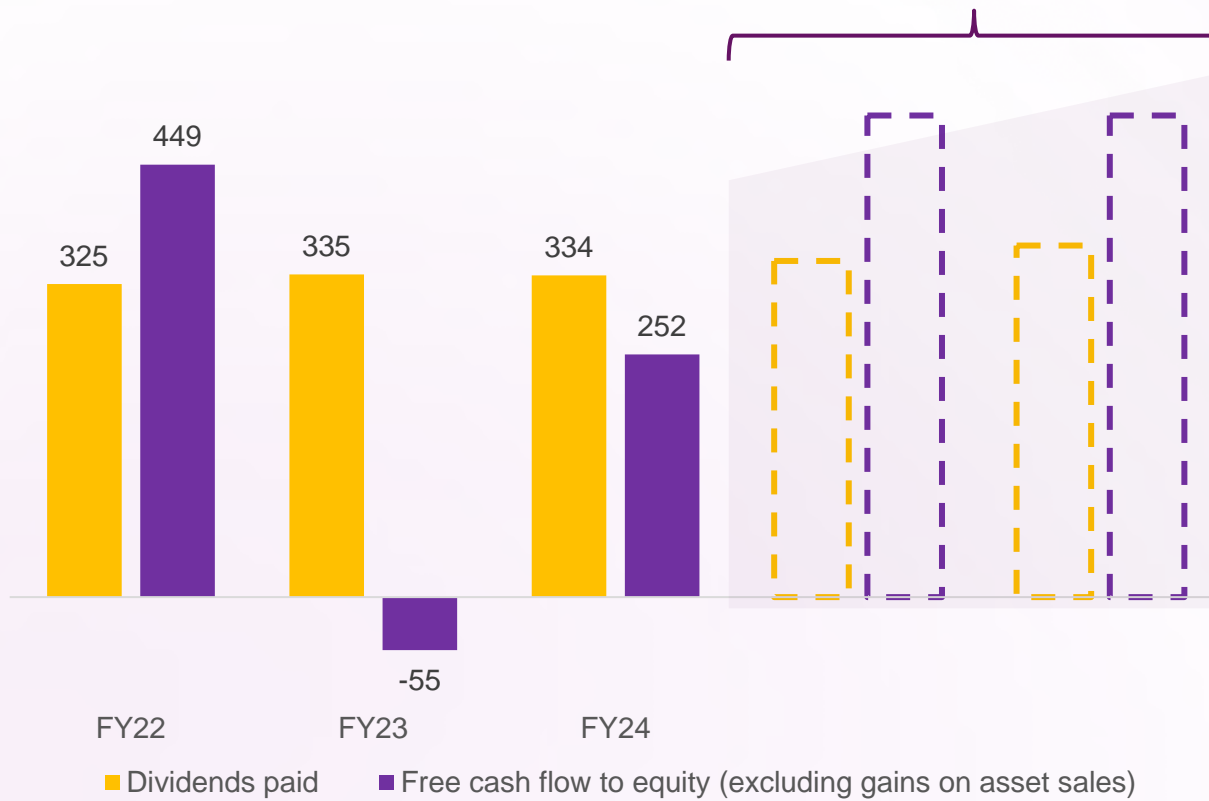
# Dividend Policy

Simplified approach targeting strong, predictable and growing income stream

Cash flow and dividends (\$m)

Targeting FY25 dividend of 18 cents per share (same as FY24)

Growth over time with cash flow and profit



## Future cash flow expected to grow due to:

- Underlying earnings momentum
- Reducing capex requirements
- No expected spectrum payments in short term
- Cessation of legacy handset receivables financing unwind
- Lower bank borrowing costs following Debt Repayment and lower market interest rates

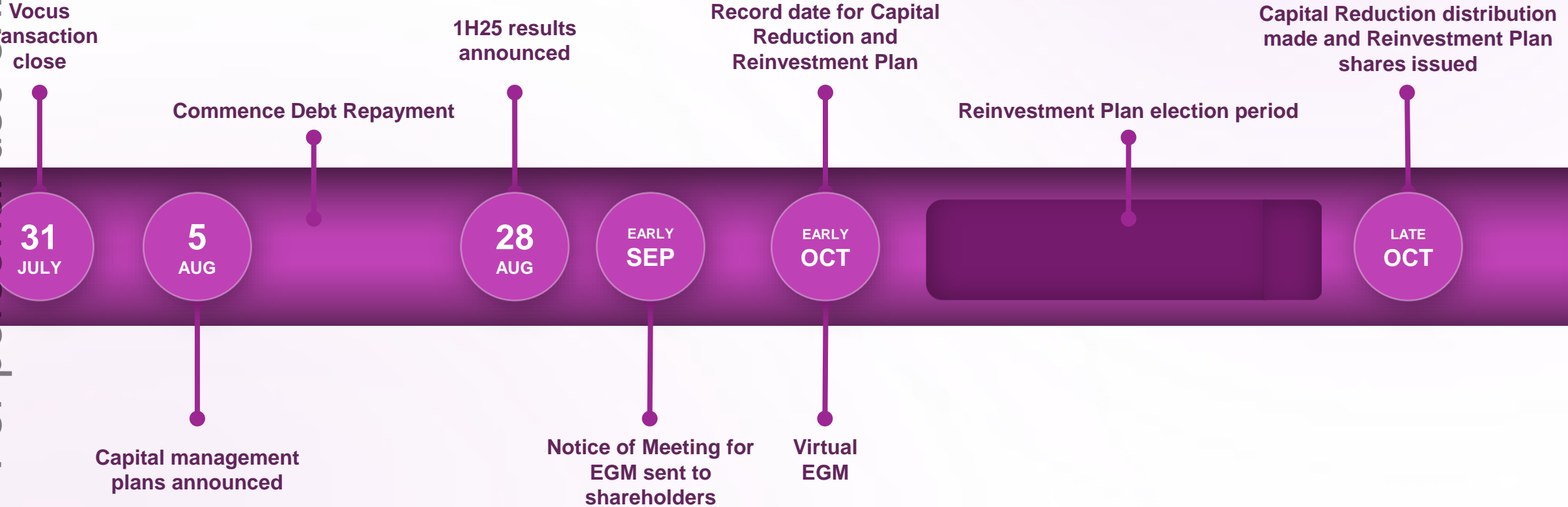
**Dividends subject to market conditions and Board discretion**

**Timing and extent of franking subject to timing of generation of franking credits**

Note: Future years illustrative only and does not represent a forecast.

# Execution of Capital Management Plan

For personal use only



Note: While TPG is actively progressing its capital management plans, the outcome of its engagement with regulators and its overall approach remains subject to ongoing review and assessment by the TPG Board. Accordingly, there is no guarantee that the capital management initiatives will be implemented and, if they are, be implemented in accordance with all the indicative terms of this presentation. Dates are indicative only and subject to change. TPG will update the market as key actions are taken, or if dates materially vary.

# Pro Forma financials

**John Boniciolli**  
Chief Financial Officer

For personal use only



# Definition of Pro Forma financial information

Vocus Transaction has delivered a simpler TPG with a more predictable cash cost base

## Key steps in deriving Pro Forma financial information (vs. status quo)

### Removal of divested assets and operations:

#### TPG has sold:

- EGW Fixed commercial operations
- Fixed network infrastructure
- Vision Network (wholesale)

#### TPG retains:

- Mobile infrastructure and access rights
- Consumer and EGW Mobile core network commercial operations
- Consumer Fixed core network and commercial operations

### Annual impact to revenue and costs and EBITDA (FY24 basis):

Total revenue reduces by \$616 million

Cost of telecommunications services reduces by \$21 million

- \$145 million saving from assets sold
- \$124 million costs from new commercial arrangements (Transmission and Wholesale Fibre Access Agreement (TAWFA) at \$58 million plus Vision Wholesale Broadband Agreement (WBA))

Operating expenditure reduces by \$224 million

EBITDA (guidance basis) reduces by \$388 million

### Annual impact to leases, capex and cash flow (FY24 basis):

Capital expenditure reduces by \$122 million

Cash lease costs increase by \$45 million (TAWFA less removal of leases sold)

Operating Free Cash Flow reduces by \$303 million

# Summary of Pro Forma annual financial information

A simplified and stronger TPG



(\$m)	FY23	FY24	Change
<b>Income statement</b>			
Total revenue	4,894	4,904	0.2%
Cost of telecommunications services	(1,532)	(1,500)	2.1%
Cost of handsets and hardware	(884)	(786)	11.1%
<b>Gross margin</b>	<b>2,478</b>	<b>2,618</b>	<b>5.6%</b>
Opex (pre guidance adjustments)	(999)	(1,277)	(27.8)%
<b>EBITDA (pre guidance adjustments)</b>	<b>1,479</b>	<b>1,341</b>	<b>(9.3)%</b>
Guidance adjustments	29	259	n/m
Opex (guidance basis)	(970)	(1,018)	(4.9)%
<b>EBITDA (guidance basis)</b>	<b>1,508</b>	<b>1,600</b>	<b>6.1%</b>
Depreciation and amortisation	(1,238)	(1,257)	(1.5)%
<b>EBIT (guidance basis)</b>	<b>270</b>	<b>343</b>	<b>27.0%</b>
Leases – financing costs component	(174)	(179)	(2.9)%
<b>Cash flow statement</b>			
<b>Cash flow from operating activities</b>	<b>1,109</b>	<b>1,546</b>	<b>39.4%</b>
Capex excluding spectrum payments	(969)	(892)	7.9%
Lease payments	(285)	(308)	(8.1)%
<b>Operating Free Cash Flow</b>	<b>(145)</b>	<b>346</b>	<b>n/m</b>

*No impact from Vocus Transaction*

*Strong positive trend in EBITDA on guidance basis after removal of guidance adjustments largely arising from MOCN decommissioning impairment charge*

*Very positive trend in cash flow as working capital impact of unwind of legacy handset receivables financing arrangements reduced and capex decreased following peak of network and IT investment*

(\$b) Balance sheet	Expected opening balance 1/8/2025
Right-of-use assets	1.76
Lease liabilities (current)	(0.19)
Lease liabilities (non-current)	(2.60)

Note: Pro Forma financial information reflects TPG Telecom operations excluding discontinued operations and assuming new commercial arrangements arising from the Vocus Transaction were in place for the entire period. See appendices for detailed Pro Forma financial information including reconciliations to prior Group financials.

# FY25 guidance

Provided on Pro Forma basis

For personal use only

	Reset FY25 guidance	Drivers
<b>EBITDA</b> (excluding material one-offs)	<b>\$1,605m to \$1,655m</b>	<ul style="list-style-type: none"> <li>Pro Forma guidance reflects previous FY25 guidance of \$1,950m to \$2,025m, adjusted to:                             <ul style="list-style-type: none"> <li>Exclude any contribution of Discontinued Operations (i.e. EGW Fixed, network infrastructure, Vision Network), including gain on sale and Vocus transaction and separation costs</li> <li>Include costs of new commercial arrangements (TAWFA, Vision WBA)</li> </ul> </li> <li>On a Statutory basis, EBITDA would be approximately \$35 million higher than Pro Forma, reflecting inclusion of new commercial arrangements for only five months<sup>1</sup></li> <li>Guidance excludes any material one-off impacts arising from events such as transactions, redundancy, restructuring, mergers and acquisitions, disposals, impairments and any other items as determined by the Board and management (other than those already excluded in Discontinued Operations)</li> </ul>
<b>Capital expenditure</b> (cash basis, excluding spectrum payments)	<b>Approximately \$790m</b>	<ul style="list-style-type: none"> <li>Pro Forma guidance is the previous FY25 guidance of approximately \$900m, adjusted to exclude Discontinued Operations capex</li> <li>Guidance now includes approximately \$20m of investment to develop infrastructure to support a low-earth orbit satellite (LEOsat) project and additional investment in IT systems for EGW Mobile post the Vocus Transaction</li> </ul>

<sup>1</sup> Pro Forma is not the same as the AASB5 basis on which TPG will report statutory financials. While both approaches omit Discontinued Operations, the Statutory basis only recognises the cost of new commercial agreements from when they begin, which is 1 August 2025. The Pro Forma basis assumes those arrangements are in place all year.

Note: Refer to Glossary on slide 31 for definitions of key terms.

Note: All guidance is subject to no material change in operating conditions.

# Reaffirming additional financial targets

Further strengthening our cash flow performance as investment cycle passes peak

For personal use only

## Opex

Targeting a further:

**c. \$100m**

in cost reductions from FY25  
Pro Forma cost base

*Targeted cost reduction is gross efficiency prior to the impact of inflation and is expected to be delivered over two to four years (FY26 – FY29)*

## Capex

Targeting:

**\$550-650m**

from FY27

## Free cash flow

**Strong contribution anticipated in FY25 Pro Forma from:**

- Spectrum c. \$128m lower
- Legacy handset receivables financing unwind c. \$125m lower
- Capex c. \$102m lower
- Borrowing costs materially lower from lower debt and market rates
- Improvement skewed to second half

# 1H25 update

**John Boniciolli**  
Chief Financial Officer

For personal use only



# Regional network sharing



Increased coverage nationally helping TPG's brands grow subscriber market share in Mobile since MOCN launch

For personal use only



## Sydney

- TPG share c. 30%
- Share unchanged
- c. 5m people



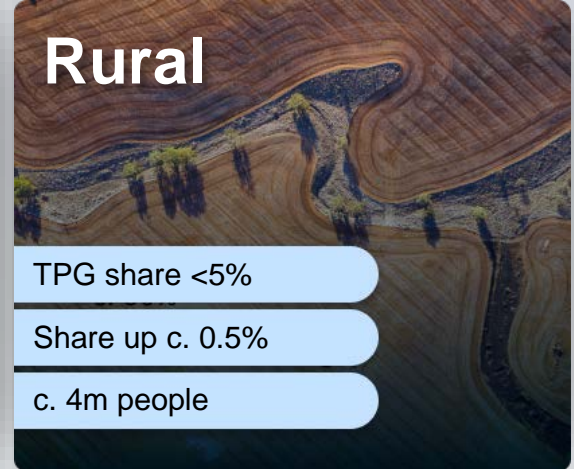
## Next six cities

- TPG share c. 20%
- Share up c. 0.5%
- c. 12m people



## Other towns

- TPG share c. 5-15%
- Share up c. 1.0%
- c. 5m people



## Rural

- TPG share <5%
- Share up c. 0.5%
- c. 4m people

## Positive customer response across brands and products

- Strong uptake in all areas outside Sydney
- Positive subscriptions momentum across Vodafone, TPG and Felix
- Subscriber growth of c. 100k in 1H25
- Postpaid port-ins from Feb to Jun up 48% on same period last year
- Jun 25 voice traffic (phone calls) in regional areas up 20% on Dec 24
- Jun 25 data traffic in regional areas increased 82% on Dec 24
- Marketing spend in 1H25 driving increased brand consideration

# Key 1H25 trading metrics (unaudited)<sup>1</sup>

## Mobile subscribers

**5.615m**

**↑c.100k**

Strong growth following launch of network sharing arrangement

Postpaid +15k

Prepaid +86k

## Mobile ARPU

**\$34.97**

**↑\$0.33**

Strong response to the “double data” offer

Postpaid: \$48.51, up \$0.84

Prepaid: \$20.74, up \$0.97

Pricing aligned across front and back book following pricing refreshes

## Fixed subscribers

**2.021m**

**↓55k**

NBN -73k

Vision +2k

FWA +17k

Q2 volume stabilising following strong customer response to TPG rebrand promotions since April

## Fixed AMPU

**\$26.11**

**↑\$0.84**

Modest increase in NBN AMPU combined with growth in FWA customers  
TPG brand relaunch offers not impacting 1H25

AMPU no longer includes Vision wholesale margin

MOCN has enabled prioritisation of strongest first-half volume growth since borders re-opened post pandemic

Fixed profitability remains very strong, with TPG brand refresh supporting improved NBN volumes in recent months

<sup>1</sup> 1H25 unaudited overview of performance, outcomes may change.

Note: refer to Glossary on slide 31 for definitions of key terms.

# Pro Forma 1H25 key metrics (unaudited)

Strong growth following MOCN launch



For personal use only

(\$m)	1H24 Pro Forma <sup>1</sup>	1H25 Pro Forma <sup>1</sup>	Comments
<b>Total revenue</b>	<b>2,400</b>	<b>2,448</b>	Robust trading performance following MOCN launch on 30 January and TPG rebrand in April; expected growth approximately 2.0% vs. PCP
Operating expenses	(502)	(505)	Approximately 0.6% higher than PCP reflecting continued cost discipline and lower investment needs offsetting increased marketing spend
<b>EBITDA (guidance basis)</b>	<b>779</b>	<b>786</b>	Momentum marginally ahead of TPG expectations, reflecting robust underlying performance; approximately 0.9% growth vs. PCP despite MOCN costs 1H25 Statutory EBITDA will be higher than Pro Forma as the impact of new commercial arrangements from Vocus Transaction will not be included
Cash capex (excluding spectrum)	(510)	(473)	Cash capex expected to be approximately \$37m lower than 1H24 Total FY25 cash capex weighted to first half as per previous disclosures
Operating Free Cash Flow	127	171	Improvement expected vs. PCP in 1H25 primarily due to lower capex Total FY25 OFCF weighted to second half owing to first-half weighting of capex

<sup>1</sup> Pro Forma 1H24 is based on statutory accounts adjusted for all Vocus Transaction impacts. Pro Forma 1H25 is based on management accounts adjusted for all Vocus Transaction impacts. The 1H25 statutory accounts have not been completed and are subject to half-year-end processes including Board review and sign-off and audit review. As a result, the 1H25 statutory results upon which the Pro Forma figures are based may change.

Note: refer to Glossary on slide 31 for definitions of key terms.

# Conclusion

**Iñaki Berroeta**

Chief Executive Officer and Managing Director

# Strategy for long-term value creation

Ongoing delivery achievements setting us to be more competitive



For personal use only

## Run networks smarter

Leverage our network partnerships and sharing capabilities to bring value and choice to more Australians.



## Invigorate brands and services

Redefine consumer brands, play mobile differently and grow small and medium business.



## Make it easy for customers

Make it easy for customers to join us, stay with us and get support from us by dialing up digital and simplifying our systems and processes.



## Become faster, simpler and stronger

Future proof our business by simplifying our tech landscape, maintaining competitive cost-base and building next gen capability.



♥ Customers first, people always

# Long-term value proposition

For personal use only

Australian-only focus and essential nature of our services keep operating risk low



Large market share growth opportunity in Mobile for refreshed network and brand offering



Improved capital structure, balance sheet and scalable cost position from focus on infrastructure sharing



Strong cash flow outlook following completion of recent investment cycle



Consistent returns from simplified Dividend Policy



# Questions and answers



For personal use only

# Appendices



# Pro Forma financial information

FY23



For personal use only

(\$m)	FY23			Pro Forma
	Reported	Assets sold	New commercial arrangements	
<b>Income statement</b>				
Total revenue	5,533	(639)	-	4,894
Cost of telecommunications services	(1,544)	143	(131)	(1,532)
Cost of handsets and hardware	(884)	-	-	(884)
<b>Gross margin</b>	<b>3,105</b>	<b>(496)</b>	<b>(131)</b>	<b>2,478</b>
Opex (pre guidance adjustments)	(1,230)	231	-	(999)
<b>EBITDA (pre guidance adjustments)</b>	<b>1,875</b>	<b>(265)</b>	<b>(131)</b>	<b>1,479</b>
Guidance adjustments	48	(19)	-	29
<b>EBITDA (guidance basis)</b>	<b>1,923</b>	<b>(284)</b>	<b>(131)</b>	<b>1,508</b>
Depreciation and amortisation	(1,472)	264	(30)	(1,238)
<b>EBIT (guidance basis)</b>	<b>451</b>	<b>(20)</b>	<b>(161)</b>	<b>270</b>
Leases – financing cost component	(121)	4	(57)	(174)
<b>Cash flow statement</b>				
<b>Cash flow from operating activities</b>	<b>1,522</b>	<b>(276)</b>	<b>(138)</b>	<b>1,109</b>
Capex excluding spectrum payments	(1,126)	157	-	(969)
Lease – principal component	(108)	12	(15)	(111)
Lease – interest component	(121)	4	(57)	(174)
<b>Operating Free Cash Flow</b>	<b>167</b>	<b>(103)</b>	<b>(210)</b>	<b>(145)</b>

Changed commercial arrangements includes TAWFA c. \$60m per year (previously planned as operating expenditure) and Vision WBA c. \$75m per year

Removes guidance adjustments related to the transaction and perimeter

EBITDA impact \$415m, \$14m less than previous Pro Forma estimate

Previous Pro Forma estimate indicated \$13m reduction in lease expenses due to transaction  
Actual reduction of \$16m split between lease principal and interest

# Pro Forma financial information

FY24



For personal use only

(\$m)	FY24			Pro Forma
	Reported	Assets sold	New commercial arrangements	
<b>Income statement</b>				
Total revenue	5,520	(616)	-	4,904
Cost of telecommunications services	(1,521)	145	(124)	(1,500)
Cost of handsets and hardware	(786)	-	-	(786)
<b>Gross margin</b>	<b>3,213</b>	<b>(471)</b>	<b>(124)</b>	<b>2,618</b>
Opex (pre guidance adjustments)	(1,501)	224	-	(1,277)
<b>EBITDA (pre guidance adjustments)</b>	<b>1,712</b>	<b>(247)</b>	<b>(124)</b>	<b>1,341</b>
Guidance adjustments	276	(17)	-	259
<b>EBITDA (guidance basis)</b>	<b>1,988</b>	<b>(264)</b>	<b>(124)</b>	<b>1,600</b>
Depreciation and amortisation	(1,485)	258	(30)	(1,257)
<b>EBIT (guidance basis)</b>	<b>503</b>	<b>(6)</b>	<b>(154)</b>	<b>343</b>
Leases – financing cost component	(127)	5	(57)	(179)
<b>Cash flow statement</b>				
<b>Cash flow from operating activities</b>	<b>1,926</b>	<b>(241)</b>	<b>(139)</b>	<b>1,546</b>
Capex excluding spectrum payments	(1,014)	122	-	(892)
Lease – principal component	(136)	22	(15)	(129)
Lease – interest component	(127)	5	(57)	(179)
<b>Operating Free Cash Flow</b>	<b>649</b>	<b>(92)</b>	<b>(211)</b>	<b>346</b>

Changed commercial arrangements includes TAWFA c. \$60m per year (previously planned as operating expenditure) and Vision WBA c. \$65m per year

Guidance adjustments include \$250m impairment related to MOCN

EBITDA impact \$388m, \$27m less than FY23

# Pro Forma financial information

1H24



(\$m)	Reported	Assets sold	New commercial arrangements	1H24 Pro Forma
<b>Income statement</b>				
Total revenue	2,711	(311)	-	<b>2,400</b>
Cost of telecommunications services	(744)	71	(64)	<b>(737)</b>
Cost of handsets and hardware	(382)	-	-	<b>(382)</b>
<b>Gross margin</b>	<b>1,585</b>	<b>(240)</b>	<b>(64)</b>	<b>1,281</b>
Opex (pre guidance adjustments)	(611)	107	-	<b>(504)</b>
<b>EBITDA (pre guidance adjustments)</b>	<b>974</b>	<b>(133)</b>	<b>(64)</b>	<b>777</b>
Guidance adjustments	5	(3)	-	<b>2</b>
<b>EBITDA (guidance basis)</b>	<b>979</b>	<b>(136)</b>	<b>(64)</b>	<b>779</b>
Depreciation and amortisation	(741)	135	(15)	<b>(621)</b>
<b>EBIT (guidance basis)</b>	<b>238</b>	<b>(1)</b>	<b>(79)</b>	<b>158</b>
Leases – financing cost component	(64)	2	(28)	<b>(91)</b>
<b>Cash flow statement</b>				
<b>Cash flow from operating activities</b>	<b>961</b>	<b>(113)</b>	<b>(71)</b>	<b>777</b>
Capex excluding spectrum payments	(567)	57	-	<b>(510)</b>
Lease – principal component	(52)	11	(8)	<b>(49)</b>
Lease – interest component	(64)	2	(29)	<b>(91)</b>
<b>Operating Free Cash Flow</b>	<b>278</b>	<b>(43)</b>	<b>(108)</b>	<b>127</b>

# Glossary

Term	Definition	Term	Definition
1H	Six months ended/ending 30 June of the relevant financial year	MOCN	Multi-operator core network sharing arrangement
2H	Six months ended/ending 31 December of the relevant financial year	MVNO	Mobile virtual network operator
AMPU	Average margin per user.	Operating Free Cash Flow (OFCF)	Measures cash flow from operations less capital expenditure, finance lease repayments and finance lease interest (within cash flow from financing activities)
ARPU	Average revenue per user	Opex	Operating expense
bps	Basis points (1.0% = 100bps)	PCP	Prior corresponding period
EGM	Extraordinary General Meeting	PPE	Property, plant and equipment
FWA	Fixed Wireless Access	Pro Forma	Pro Forma financial statements are hypothetical views that reflect "as if" a specific event, such as a transaction had occurred at the beginning of the reporting period
FY	Financial year ended/ending 31 December of the relevant financial year	RoU	Right-of-use
Gross margin	Earnings after cost of telecommunication services before operating expenses	Service Revenue	Excludes revenue from handsets, accessories and other hardware products
Guidance basis	Guidance is subject to no material change in operating conditions and excludes any material one-off impacts (see below)	SIO	Services in operation
Material one-offs	Impacts arising from events such as transactions, redundancy, restructuring, mergers and acquisitions, disposals, impairments and any other items as determined by the Board and management	Spectrum	Radio frequency spectrum used to transmit and receive telecommunication signals