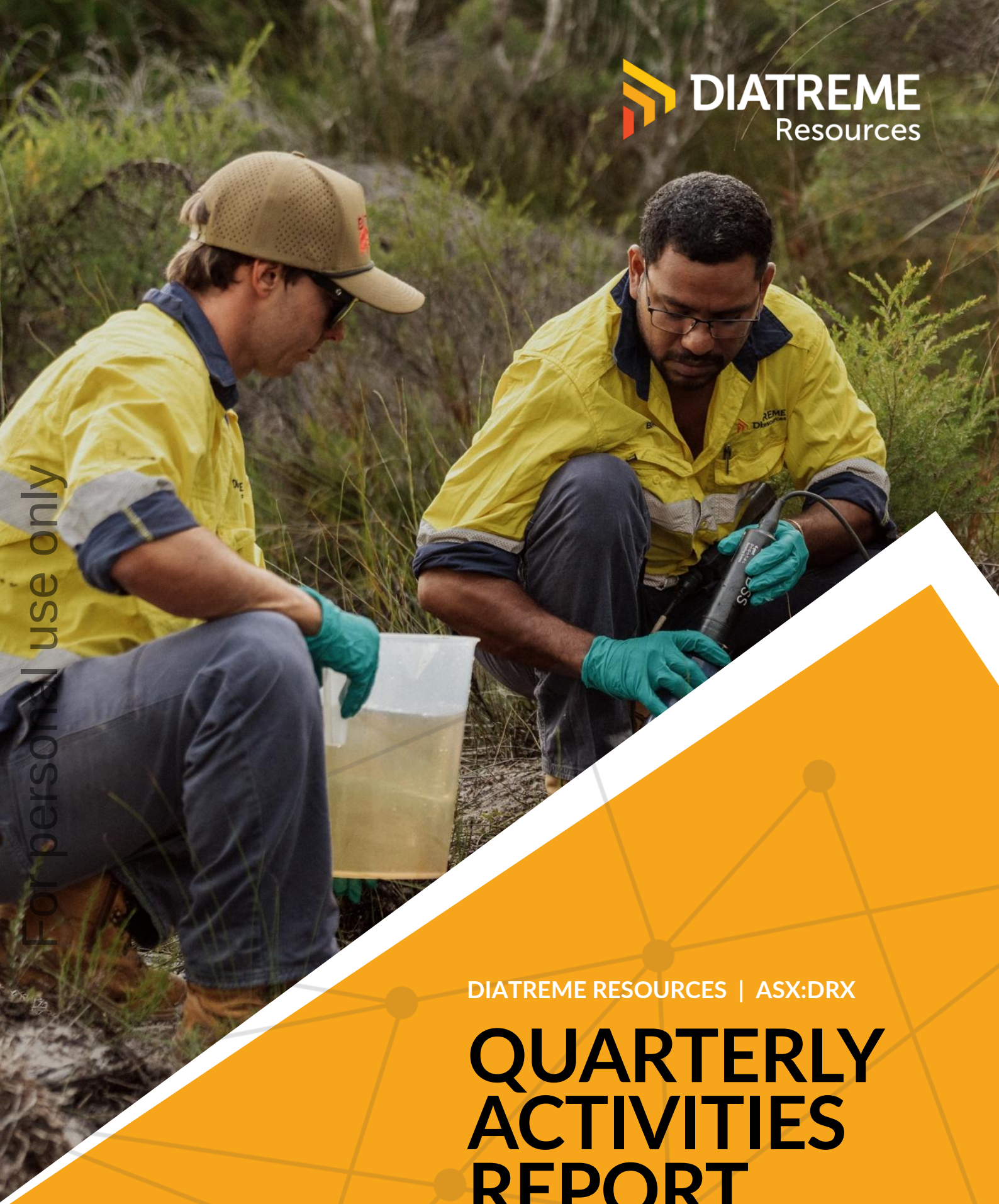

For personal use only

DIATREME Resources

DIATREME RESOURCES | ASX:DRX

QUARTERLY ACTIVITIES REPORT

FOR THE PERIOD ENDED 30 June 2025

DIATREME Resources

ASX RELEASE

30 July 2025

Quarterly Activities Report

For the period ended 30 June 2025

For personal use only

This announcement was authorised for release by the Board.

Neil McIntyre
Chief Executive Officer

Contact – **Mr. Neil McIntyre**
Ph 07 3397 2222

Website - www.diatreme.com.au
E-mail - manager@diatreme.com.au

For investor/media queries, please contact:

Anthony Fensom, Fensom Advisory
anthony@fensom.com.au;
Ph: +61 (0) 407 112 623

Share Registry: Automic Group
automicgroup.com.au
Investor Services: 1300 288 664

CORPORATE

Diatreme Resources held its Annual General Meeting of shareholders on 22 May 2025 in Brisbane, Qld. All resolutions were passed on a poll.

Diatreme released its Annual Report for the year ended 31 December 2024. This highlighted the significant expansion of the Company's silica sand resources, the successful takeover of Metallica Minerals Limited (ASX: MLM) and the strengthening of the Board with the appointment of new Non-Executive Directors, experienced mining executive and successful entrepreneur, Mr Brian Flannery and former Sibelco Global Operations Manager, Mr Tom Cutbush. Director, Ms Kara Keys was appointed Deputy Chair, reflecting the Company's strong commitment to Indigenous and community engagement.

In May 2025, Diatreme announced a 12-month extension of a $1 million debt facility, with the maturity date extended to 30 May 2026. Diatreme thanks Ms Jie Wu, the lender and an unrelated party, for her continued support.

During the quarter, the Company made total payments of $165k to related parties, comprising $88k of director fees, and $77k for specialist marketing consultancy, community engagement and risk management services to related parties of two directors of the Company.

The Company's cash and liquids position totaled **$3.8 million** (not including a further **$11.3 million** in the silica projects J/V, giving total cash of **$15.1 million** as at 30 June 2025.

DIATREME Resources

QUARTERLY HIGHLIGHTS

For personal use only

Silica Projects

Northern Silica Project (NSP)

- Northern Silica Project awarded Major Project Status by Australian Federal Government
- Upgraded Mineral Resource Estimate for Si2 Deposit, with Measured Mineral Resource rising to 187.5 Mt, up 278%
- Commenced Pre-Feasibility Study to consider 25-year operation supporting 3-5 Mtpa production

Cape Flattery Silica Project (CFSP)

- Ongoing review aimed at maximising synergies with existing projects.

Clermont Copper/Gold Project

- Project review focused on potential gold and graphite targets
- Talks with potential partners ongoing

Cyclone Zircon Project

- Metallurgical testwork program continues
- Discussions progress with potential project partners/investors to generate value for shareholders

For personal use only

COMING SEPTEMBER QUARTER 2025 ACTIVITIES

Diatreme's operational focus for the September quarter 2025 comprises the following:

FNQ silica sand projects

Northern Silica Project (NSP)

- Finalise all technical studies and assessments, and completion of draft EIS.
- Submit draft EIS for adequacy review by the Office of the Coordinator General and other agencies.
- Ongoing negotiations for a Part User agreement with Ports North for elements of the Cape Flattery port.
- Bulk metallurgical testwork on the Si2 resource to be completed and reported.
- Completion of Pre-Feasibility Study and Maiden Ore Reserves.
- Continue engagement with the local community and related programs.
- Further discussions and negotiations regarding the establishment of a mining project agreement for the NSP with Hopevale Congress Aboriginal Corporation (RNTBC), Walmbaar Aboriginal Corporation (RNTBC), affected native title holders and the broader Hope Vale community.
- Commencement of the 2025 exploration drilling program.

Cape Flattery Silica Project (CFS)

- Continue detailed project technical information and DFS material assessments
- Liaise with affected native title holders on various project development agreements
- Liaise with various State regulatory agencies
- Assess regional project synergies
- Infrastructure sharing potential between NSP and CFS to be further investigated

Clermont Copper/Gold Project

- Maintain preliminary discussions with potential project partners/investors to deliver value for shareholders.

Cyclone Zircon Project

- Processing testwork aimed at confirming previous drilling results for potential customers and investors.
- Undertake site visits from technical team to confirm economic and technical base assumptions in previously undertaken DFS studies.
- Further assessment of best options to realise project value including sale, joint venture and or use of a separated company vehicle to facilitate potential "asset spin out" to a listed entity.

For personal use only

NORTHERN SILICA PROJECT

Major Project Status designation

Diatreme Resources has secured Major Project Status for its Northern Silica Project (NSP) through the Federal Government's Major Projects Facilitation Agency (MPFA), a significant boost for the key critical minerals project. Following an extensive engagement process, the formal decision and project designation was received from the Honourable Tim Ayres, Minister for Industry and Innovation, with the NSP currently the only such project in Queensland with this designation.

Major Project Status is a significant milestone, recognising the NSP's alignment with the development of Australia's critical minerals sector in line with the Australian government's "Critical Minerals Strategy." This acknowledges the opportunity for material regional economic growth for Far North Queensland, together with the complexity of the regulatory approvals required for the NSP at a national level.

Provision of Major Project Status allows Diatreme to access additional support from MPFA in coordinating and facilitating Federal Government approvals for the project. Principally, this consists of approval under the *Environment Protection and Biodiversity Conservation Act 1999 (EPBC Act)* in relation to potential impacts to matters of national environmental significance (MNES). Diatreme is currently preparing an Environmental Impact Statement (EIS) for submission under the EPBC Act, seeking approval of the NSP as a controlled action.

Welcoming the decision, Diatreme's CEO, Neil McIntyre commented: "*The award of Major Project Status is an important recognition of the NSP's strategic importance as both a world-class high purity silica resource, and its potential to directly contribute to the energy transition, specifically the globally important solar photovoltaic supply chain powering the clean energy revolution.*

"The Major Project Status designation will assist us as we progress the NSP through the final permitting and development phases as we enter offtake negotiations and embark on assembling project financing together with our joint venture partner, global materials solutions provider Sibelco Asia Pacific.

"Creating a viable economic project that has clear community support and regional benefits whilst delivering strong returns for our shareholders has always been our goal and we are delighted by this Federal Government support at this key stage in the NSP's development."

Diatreme announced in January 2025 that the NSP's EIS studies had progressed to the final stages of impact assessment and mitigation following receipt of the Final Terms of Reference (FToR) for the project. The Draft EIS is now being prepared by Diatreme in accordance with the FToR.

Designated by the Queensland Government as a Coordinated Project in January 2024 and a 'Project of Regional Significance' in August 2023, this further acknowledgement federally should greatly assist in ensuring the NSP's access to regional port and marine infrastructure (Cape Flattery) is optimised and designed to ensure environmental and operational outcomes are sensibly implemented in line with the broader regional community's expectations.

During operations, the NSP is expected to provide more than 120 direct local employment opportunities and additional business development opportunities to the Hope Vale community and surrounding region. Development of the NSP will also contribute directly and indirectly to the local regional economy during construction and ongoing operations.

The community and other interested stakeholders will have further opportunity to provide formal input into the NSP during the EIS public notification period. Diatreme aims to lodge the Draft EIS for adequacy checks with the OCG and Commonwealth Government during Q3 2025. Following the notification and submission

period on the Draft EIS and the carrying out of any additional studies, the EIS will be revised and resubmitted (Final EIS) for formal Government assessment and decision on the NSP's advancement.

Upgraded Mineral Resource Estimate for Si2 Deposit

Diatreme announced in June 2025 an updated Mineral Resource Estimate (MRE) for the NSP's Si2 Deposit, confirming it as one of Australia's most significant undeveloped high-grade silica sand deposits, providing both scale and quality for future development.

Located within the world-class Cape Bedford–Cape Flattery Dune Field, and immediately adjacent to the Port of Cape Flattery, the Si2 Deposit is uniquely positioned to supply the growing demand for high-purity silica, especially for photovoltaic glass used in solar energy applications. The updated MRE significantly enhances the Company's geological confidence and positions Diatreme for its next phase of development and mine development pre-planning.

Diatreme's CEO, Neil McIntyre commented: *"This major Resource upgrade reinforces the outstanding potential of our Northern Silica Project. We've more than confirmed the scale and purity needed to support a long-life mining operation targeting photovoltaic silica markets.*

"With permitting and testwork underway, and a PFS underway, we're building the foundations for an exciting new silica sand supply chain out of Cape York with decades of mine life."

Diatreme's global silica sand resource base now exceeds an estimated 500Mt (501.16Mt) across the Cape Flattery and Cape Bedford area, highlighting the potential for a multi decades-long mining operation in Far North Queensland generating new jobs and investment and helping power the solar energy boom.

Resource Category	Silica Sand Mt	SiO_2 %	Fe_2O_3 %	TiO_2 %	Al_2O_3 %
Measured	187.5	99.24	0.10	0.14	0.11
Indicated	42	99.15	0.12	0.16	0.11
Inferred	43	99.11	0.11	0.15	0.11
Total	**272.5**	**99.21**	**0.11**	**0.14**	**0.11**

Table 1: *June 2025 Si2 Deposit Mineral Resource Estimate*

For personal use only

For personal use only

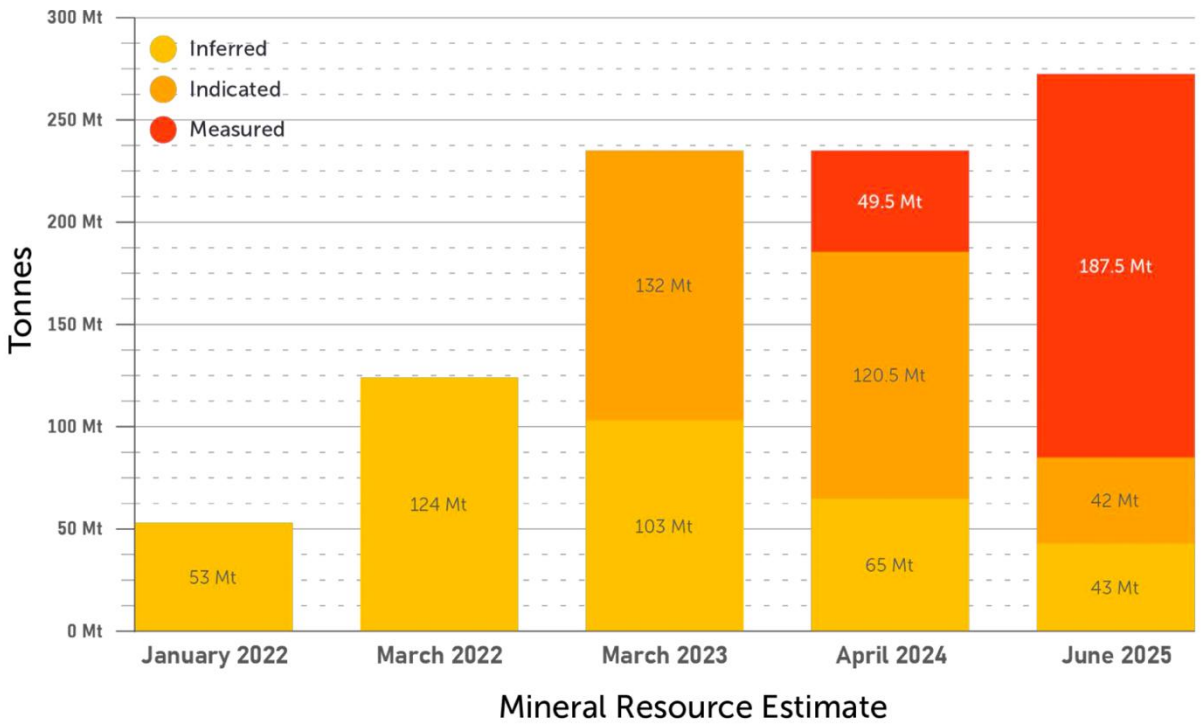

Figure 1: *Mineral Resource Estimate growth since Si2 Deposit's discovery, November 2021*

Results summary

The results of the Si2 Deposit Mineral Resource update are summarised as follows:

- Measured Mineral Resource increased from 49.5Mt to 187.5Mt, a 278% upgrade
- Diatreme now has a MRE of suitable confidence to support mine planning, providing the foundation for the PFS and Ore Reserve estimation
- 16% increase in tonnage at the Si2 Deposit, from 235Mt to 272.5Mt
- Bulk density of 1.65t/m^3 following recent testwork, further refining the prior assumption of 1.6t/m^3
- Particle size distribution results confirm the deposit hosts a relatively homogeneous silica sand profile, suitable for downstream processing into high-end products
- Global resource estimates now exceed 500Mt (501.16Mt) across the Cape Flattery & Cape Bedford area.

Next steps

Following the updated MRE, Diatreme now has a robust geological and grade foundation to progress finalisation of the PFS. This will include mine schedule optimisation and mine design, underpinned by the continuity and scale established at the Si2 Deposit.

Meanwhile, environmental permitting continues to be the Company's foremost focus. Detailed impact and mitigation assessments are underway as part of the EIS process, with the Company preparing a draft EIS for submission in Q3 2025.

For personal use only

Metallurgical testwork is ongoing to refine product specifications and further confirm suitability for photovoltaic and other industrial applications. Following successful testwork, Diatreme will commence binding offtake discussions with targeted end-users in the global silica sand market.

Community engagement

Diatreme has continued to actively engage with the community where it operates, with the Company's Hope Vale office serving as a base for both the Community Team and the field team when in Hope Vale.

The Community Team is on-ground to support and facilitate engagement with community members by attending and facilitating the Social, Cultural and Heritage assessment works for the EIS. The team continues to participate in various community sponsorships and events, while also undertaking numerous project community information sessions across Hope Vale and Cooktown.

During the June quarter, Diatreme participated in a number of events in Hope Vale, including hosting a bingo night – a hugely popular event for the community – as well as supporting Hope Vale Aboriginal Shire Council's Easter Egg Hunt.

The Company also visited Woorabinda with some of the Dingaal Directors from Walmbaar Aboriginal Corporation in order to provide an update on the NSP's development.

In June, Diatreme held Community Information Sessions at Cooktown Shire Hall, providing the opportunity for the local community to learn more about the NSP's development and provide their input into the EIS process. Diatreme also invited residents of Hope Vale to participate in a video project, seeking feedback on the Company's involvement in Hope Vale and the future of its silica sands development.

Figure 2: *Bingo Night, Hope Vale, April 2025*

For personal use only

Figure 3: *Easter Egg Hunt, Hope Vale, April 2025*

CAPE FLATTERY SILICA PROJECT

Diatreme has continued its evaluation of the Cape Flattery Silica Project (CFSP) to determine potential project synergies with the Company's existing Far North Queensland silica sand projects. These synergies may include shared infrastructure and export facility solutions as part of an optimal development pathway.

Diatreme acquired 100% of the CFSP following its successful takeover of MLM in 2024. The project is located in the Cape Flattery area, on the eastern coastline of Cape York Peninsula, 220 km north of Cairns and 55km from Cooktown. The project is adjacent to the Cape Flattery Silica Mines mining and shipping operation owned by Mitsubishi Corporation and in close proximity to Diatreme's other silica projects.

CFSP has an estimated Ore Reserve of 47Mt with the total JORC Mineral Resource estimated at 61Mt (refer MLM's ASX announcement dated 15 November 2023). The project and in particular its Updated DFS is under review, with a view to capturing the potential synergies between it and Diatreme's flagship NSP to facilitate shared infrastructure and possible reduced CAPEX.

For personal use only

For personal use only

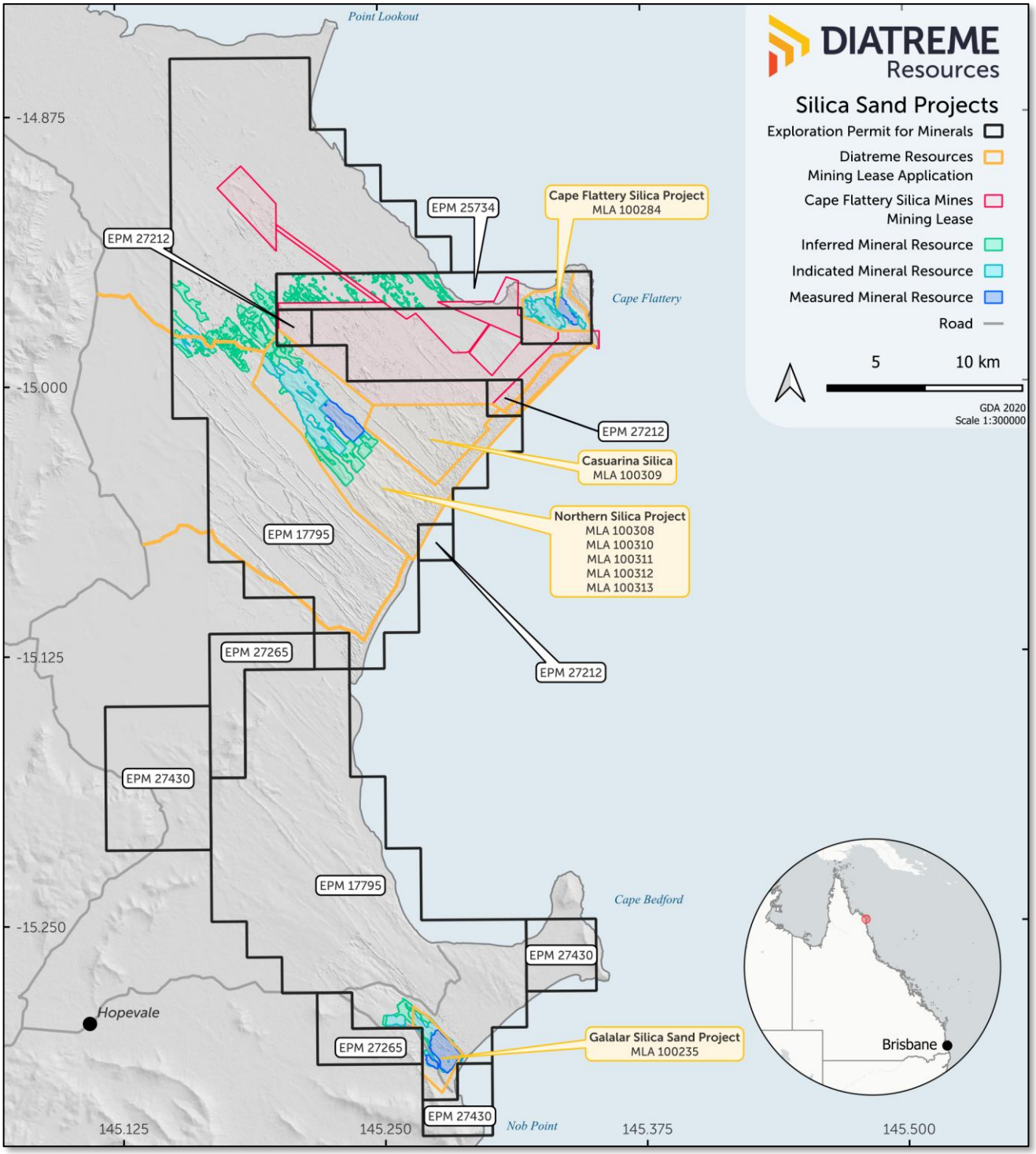

Figure 4: *Diatreme's Far North Queensland silica sand projects*

For personal use only

CLERMONT COPPER/GOLD PROJECT, QLD

Diatreme continues to examine options to unlock shareholder value from the Clermont Copper/Gold Project in central Queensland, amid record high gold prices and a strong copper outlook.

Discussions are ongoing with several potential project partners and investors. Diatreme will provide market updates as appropriate as these talks progress.

Minimal project work or expenditure was undertaken during the June quarter.

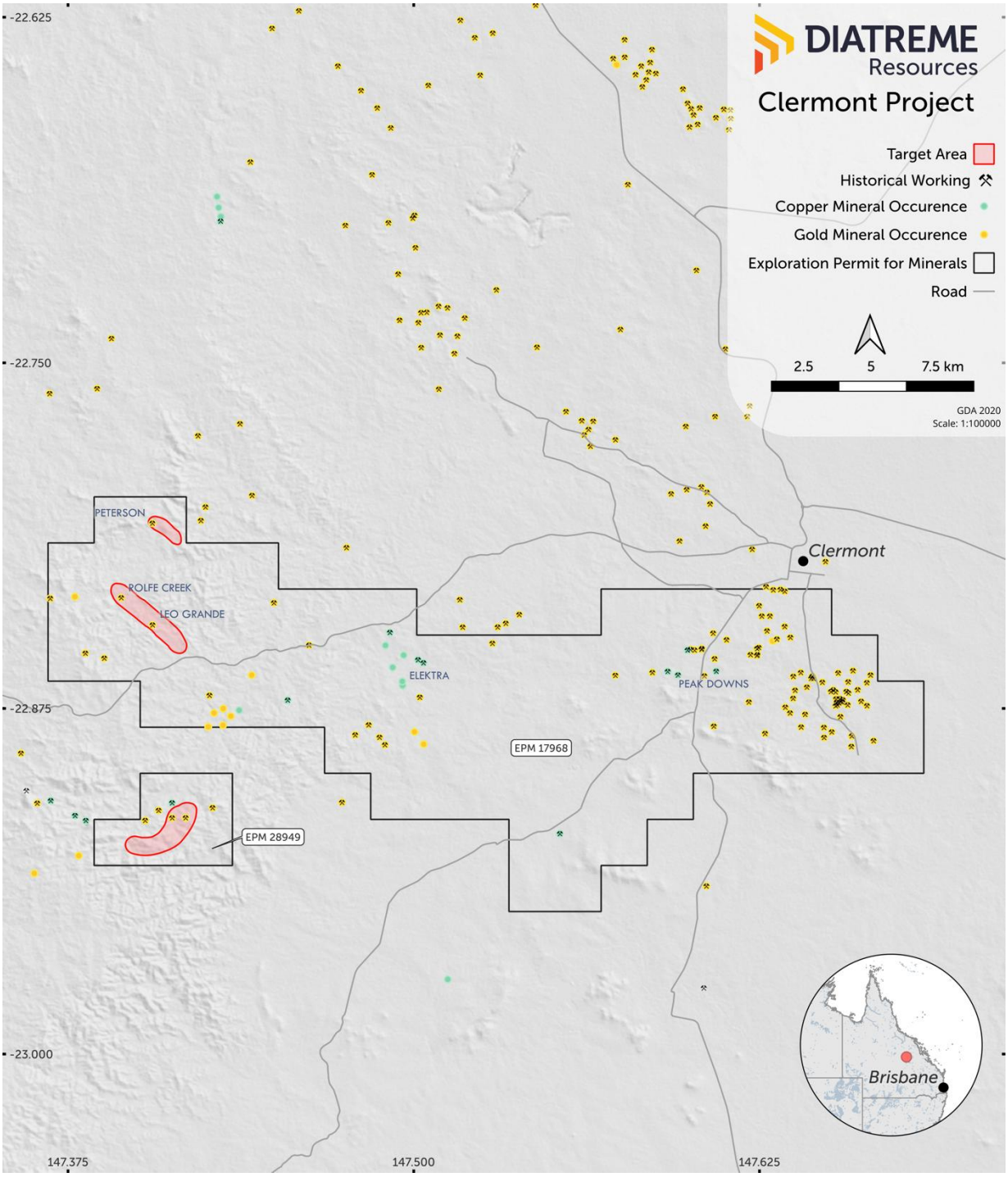

Figure 5: *Clermont Copper/Gold Project, Central Queensland*

For personal use only

CYCLONE ZIRCON PROJECT, WA

Diatreme continued discussions with potential project partners and investors during the June quarter, aiming to maximise shareholder value from this zircon-rich heavy mineral sands project in Western Australia's Eucla Basin.

The Company continues to engage with Mineral Technologies (MT) on a metallurgical testwork program that will be used for the design of an improved flowsheet for processing the Cyclone ore into zircon and titanium dioxide (TiO2) products. The dominant mineral in the Cyclone assemblage is zircon, which accounts for approximately 50% of the minerals in the heavy mineral concentrate that will be produced by the planned wet concentrator plant (WCP), and 75% of the value of all final products that will be produced from a mineral separation plant (MSP).

Previous testwork by MT identified opportunities that required additional sampling and testwork and would involve a different approach using recent technological developments with potential to improve zircon recovery and quality. This is the focus of the testwork, with potential for improving the project economics by producing an increased quantity of higher quality zircon.

Previous testwork produced two high TiO2 (HiTi) products, a non-magnetic HiTi with +85% TiO2 and a magnetic HiTi with +65% TiO2. Cyclone has an unusual suite of TiO2 minerals with a range of TiO2 content from 60% for altered ilmenite to 95% for rutile.

The testwork currently being planned will use a different processing procedure and is expected to improve the recovery and quality of the TiO2 products. Another feature of the testwork is production of a single TiO2 product to a specification provided by a potential customer and assessing other options for HiTi products for use by other end users.

Cyclone is being evaluated based on the production and export of heavy mineral concentrate (HMC). The value of the HMC is dependent on the assemblage of minerals produced by the WCP, the cost to produce the final products from an MSP, and the quality of the final zircon and TiO2 products. The results of this testwork will result in optimised flowsheets for the production of HMC and final products.

This testwork is expected to be completed in Q3 2025. Diatreme will keep the market informed as results become available.

In its Quarterly Review released on 16 April 2025, major producer Iluka Resources reported a weighted average zircon sand price of US$1,698 per tonne. Iluka also reported a rutile price of US$1,549/t and a synthetic rutile price of US$1,138/t.

For personal use only

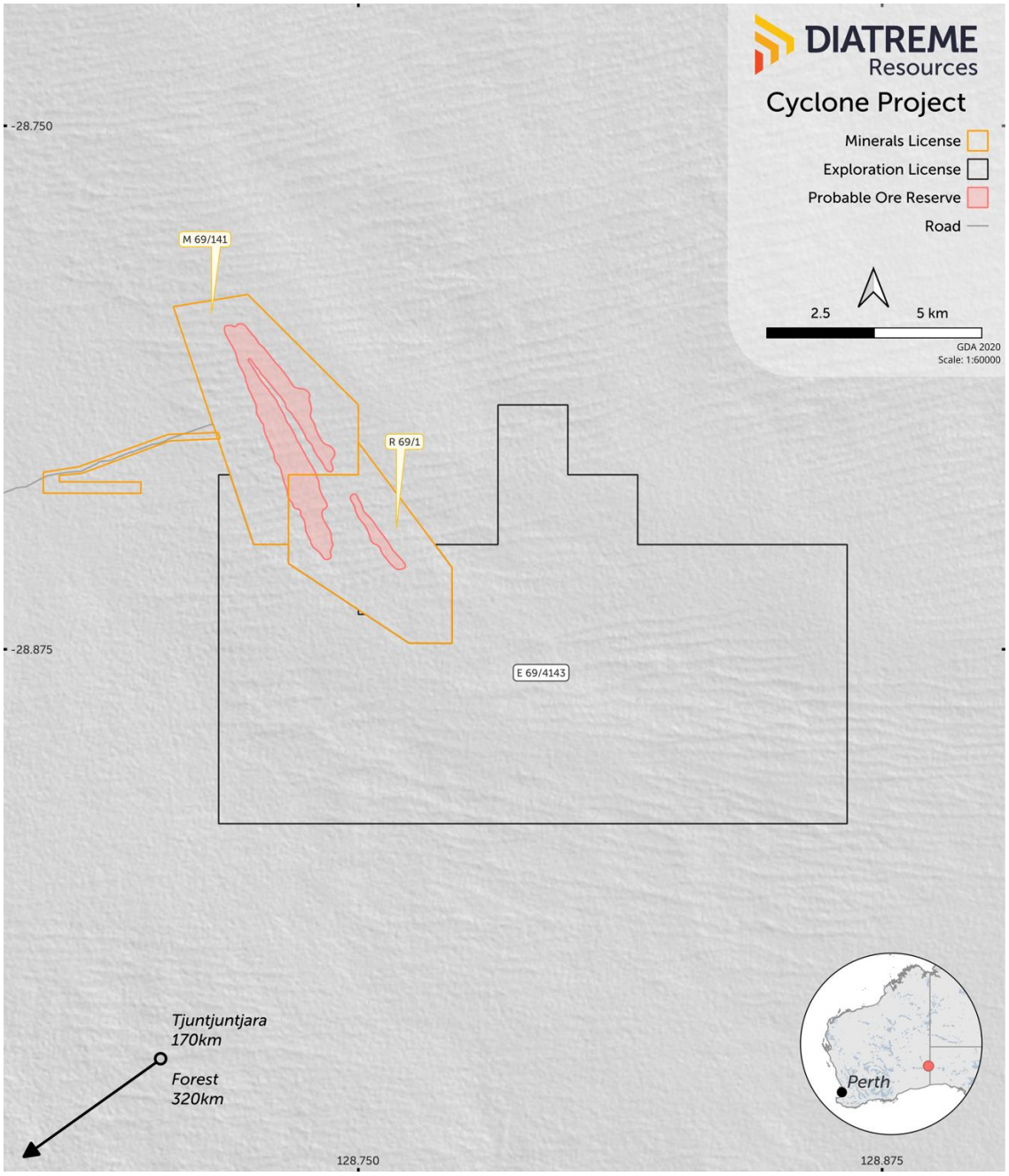

Figure 6: *Cyclone Zircon Project outline, WA*

Forward-looking statements: *This document may contain forward-looking statements. Forward looking statements are often, but not always, identified by the use of words such as "seek", "indicate", "target", "anticipate", "forecast", "believe", "plan", "estimate", "expect" and "intend" and statements that an event or result "may", "will", "should", "could" or "might" occur or be achieved and other similar expressions. Indications of, and interpretations of, future expected exploration results or technical outcomes, production, earnings, financial position, and performance are also forward-looking statements. The forward-looking statements in this presentation are based on current interpretations, expectations, estimates, assumptions, forecasts and projections about Diatreme, Diatreme's projects and assets and the industry in which it operates as well as other factors that management believes to be relevant and reasonable in the circumstances at the date that such statements are made. The forward-looking statements are subject to technical, business, economic, competitive, political and social uncertainties and contingencies and may involve known and unknown risks and uncertainties. The forward-looking statements may prove to be incorrect. Many known and unknown factors could cause actual events or results to differ materially from the estimated or anticipated events or results expressed or implied by any forward-looking statements. All forward-looking statements made in this presentation are qualified by the foregoing cautionary statements.*

Disclaimer: *Diatreme and its related bodies corporate, any of their directors, officers, employees, agents or contractors do not make any representation or warranty (either express or implied) as to the accuracy, correctness, completeness, adequacy, reliability or likelihood of fulfilment of any forward-looking statement, or any events or results expressed or implied in any forward-looking statement, except to the extent required by law. Diatreme and its related bodies corporate and each of their respective directors, officers, employees, agents and contractors disclaims, to the maximum extent permitted by law, all liability and responsibility for any direct or indirect loss or damage which may be suffered by any person (including because of fault or negligence or otherwise) through use or reliance on anything contained in or omitted from this presentation. Other than as required by law and the ASX Listing Rules, Diatreme disclaims any duty to update forward-looking statements to reflect new developments.*

ASX releases referenced for this release

- 23 June 2025 – "Mineral Resource Estimate upgrade paves way for NSP PFS"
- 17 June 2025 – "Northern Silica Project awarded Major Project Status"
- 30 May 2025 – "Rollover of debt facility"
- 22 May 2025 – "Results of Annual General Meeting"
- 17 April 2025 – "Annual Report to shareholders"

Diatreme confirms that it is not aware of any new information or data that materially affects the information included in the original releases and that all material assumptions and technical parameters underpinning the estimates in the original releases continue to apply and have not materially changed.

For personal use only

For personal use only

APPENDIX 1

Appendix 1 provides information required under ASX listing rule 5.3.3 for mineral exploration entities.

Interest in mining tenements at end of quarter

State	Tenement Name	Tenement ID	Status	Location	Interest	Holder
WA	Cyclone	M 69/141	Granted	Eucla Basin	100%	LSPL
	Cyclone Extended	R 69/1	Granted		100%	DRX
	Cyclone	E 69/4143	Granted		100%***	DRX
	Cyclone	L 69/26	Granted		100%	LSPL
QLD	Clermont	EPM 17968	Granted	Clermont	100% *	CHAL (49%) & PGE (51%)
	Hillview North	EPM 28949	Granted		100%	PGE
QLD	Cape Bedford	EPM 17795	Granted		100% **	Cape Silica Holdings Pty Ltd
	Cape Flattery Project	EPM 27265	Granted		100% **	Cape Silica Holdings Pty Ltd
	Cape Flattery Project	EPM 27212	Granted		100% **	Northern Silica Pty Ltd
	McIvor	EPM 27430	Granted		100% **	Cape Silica Holdings Pty Ltd
	Cape Flattery	EPM 25734	Granted		100%	Cape Flattery Silica Pty Ltd
	Galalar Silica	MLA 100235	Application		100% **	Galalar Silica (QLD) Pty Ltd
	Northern Silica	MLA 100308	Application		100% **	Northern Silica Pty Ltd
	Casuarina Silica	MLA 100309	Application		100%	Casuarina Silica Pty Ltd
	Northern Silica Port Access	MLA 100310	Application		100% **	Northern Silica Pty Ltd
	Starcke – Northern Silica Access 1	MLA 100311	Application		100% **	Northern Silica Pty Ltd
	Starcke Northern Silica Access 2	MLA 100312	Application		100% **	Northern Silica Pty Ltd
	FNQPCL Cape Flattery Access	MLA 100313	Application		100% **	Northern Silica Pty Ltd
	Cape Flattery Silica	MLA 100283	Application		100%	Cape Flattery Silica Pty Ltd
	Cape Flattery	MLA 100352	Application		100%	Cape Flattery Silica Pty Ltd

** PGE Minerals Pty Ltd had historically earned a 51% interest in the tenement through a progressive earn-in. Note: PGE Minerals Pty Ltd was a wholly owned subsidiary of Metallica Minerals Limited (**MLM), which is now wholly owned by DRX**.*

*** Cape Silica Holdings Pty Ltd is owned by DRX (73.2%) and Sibelco Silica Pty Ltd (26.8%). Northern Silica Pty Ltd and Galalar Silica (QLD) Pty Ltd are wholly owned subsidiaries of Cape Silica Holdings Pty Ltd. Accordingly, DRX's beneficial ownership of the*

mining tenements held by these entities is 73.2%. During the quarter ending 31 December 2022, the following tenement interests were transferred from DRX to Cape Silica Holdings Pty Ltd, Northern Silica Pty Ltd, and Galalar Silica (QLD) Pty Ltd, as set out in the table above: EPM 17795, EPM 27265, EPM 27212, EPM 27430 and MLA 100235.

**** Company notes the award of tenement area E69/4143 in late November 2023. No exploration activity has been undertaken to date.*

Beneficial percentage interests held in farm-in or farm-out agreements at end of quarter.

State	Project name	Agreement type	Parties	Interest held at end of quarter by exploration entity or child entity	Comments
WA	Cyclone Zircon Project	Farm-out Heads of Agreement	LSPL and Perpetual Mining Holding Limited	94%	HoA announced Jan 2014, initial 6% farm-out completed 18 Sept 2014 – Subject to dilutionary non-contribution clauses.

Abbreviations:

M	Western Australia	Mining Lease	DRX - Diatreme Resources Limited
R	Western Australia	Retention Licence	CHAL – Chalcophile Resources Pty Ltd
E	Western Australia	Exploration Licence	LSPL – Lost Sands Pty Ltd
EPM	Queensland	Exploration Permit for Minerals	PGE – PGE Minerals Pty Ltd
MLA	Queensland	Mining Lease Application	

For personal use only

Appendix 5B

Mining exploration entity or oil and gas exploration entity quarterly cash flow report

Name of entity

DIATREME RESOURCES LIMITED

ABN	Quarter ended ("current quarter")
33 061 267 061	30 June 2025

Consolidated statement of cash flows *		Current quarter $A'000	Year to date (6 months) $A'000
1.	**Cash flows from operating activities**		
1.1	Receipts from customers		
1.2	Payments for		
	(a) exploration & evaluation		
	(b) development		
	(c) production		
	(d) staff costs	(319)	(575)
	(e) administration and corporate costs	(327)	(793)
1.3	Dividends received (see note 3)		
1.4	Interest received	39	128
1.5	Interest and other costs of finance paid	(20)	(41)
1.6	Income taxes paid		
1.7	Government grants and tax incentives		
1.8	Other (provide details if material)	655	711
1.9	**Net cash from / (used in) operating activities**	**28**	**(570)**

2.	**Cash flows from investing activities**		
2.1	Payments to acquire or for:		
	(a) entities		
	(b) tenements		
	(c) property, plant and equipment	(8)	(10)
	(d) exploration & evaluation	(270)	(702)
	(e) investments		
	(f) other non-current assets		

For personal use only

For personal use only

Consolidated statement of cash flows *	Current quarter $A'000	Year to date (6 months) $A'000
2.2 Proceeds from the disposal of:		
(a) entities		
(b) tenements		
(c) property, plant and equipment		
(d) investments		
(e) other non-current assets		
2.3 Cash flows from loans to other entities		
2.4 Dividends received (see note 3)		
2.5 Other		
2.6 Net cash from / (used in) investing activities	**(278)**	**(712)**

3. Cash flows from financing activities		
3.1 Proceeds from issues of equity securities (excluding convertible debt securities)		
3.2 Proceeds from issue of convertible debt securities		
3.3 Proceeds from exercise of options		
3.4 Transaction costs related to issues of equity securities or convertible debt securities		
3.5 Proceeds from borrowings		
3.6 Repayment of borrowings		
3.7 Transaction costs related to loans and borrowings		
3.8 Dividends paid		
3.9 Other (provide details if material)	(60)	(84)
3.10 Net cash from / (used in) financing activities	**(60)**	**(84)**

4. Net increase / (decrease) in cash and cash equivalents for the period		
4.1 Cash and cash equivalents at beginning of period	4,132	5,188
4.2 Net cash from / (used in) operating activities (item 1.9 above)	28	(570)
4.3 Net cash from / (used in) investing activities (item 2.6 above)	(278)	(712)
4.4 Net cash from / (used in) financing activities (item 3.10 above)	(60)	(84)

Consolidated statement of cash flows *		Current quarter $A'000	Year to date (6 months) $A'000
4.5	Effect of movement in exchange rates on cash held		
4.6	**Cash and cash equivalents at end of period**	**3,822**	**3,822**

5.	**Reconciliation of cash and cash equivalents** at the end of the quarter (as shown in the consolidated statement of cash flows) to the related items in the accounts	**Current quarter $A'000**	**Previous quarter $A'000**
5.1	Bank balances	1,822	1,632
5.2	Call deposits	2,000	2,500
5.3	Bank overdrafts		
5.4	Other (provide details)		
5.5	*** Cash and cash equivalents at end of quarter (should equal item 4.6 above)**	**3,822**	**4,132**

*** Note:** in addition to the above cash balances, the Cape Silica Joint Venture (JV) between Diatreme and Sibelco spent during the quarter, $2.4m of exploration & evaluation expenditure on the Company's Silica projects in northern Queensland. Consequently, cash at end of June 2025 for the JV totalled $11.3M, giving total cash of **$15.1m** being held by the Company.

6.	**Payments to related parties of the entity and their associates**	**Current quarter $A'000**
6.1	Aggregate amount of payments to related parties and their associates included in item 1	165
6.2	Aggregate amount of payments to related parties and their associates included in item 2	

Note: if any amounts are shown in items 6.1 or 6.2, your quarterly activity report must include a description of, and an explanation for, such payments.

For personal use only

For personal use only

7.	**Financing facilities** *Note: the term "facility' includes all forms of financing arrangements available to the entity.* *Add notes as necessary for an understanding of the sources of finance available to the entity.*	**Total facility amount at quarter end $A'000**	**Amount drawn at quarter end $A'000**
7.1	Loan facilities		
7.2	Credit standby arrangements		
7.3	Other (please specify)	1,000	1,000
7.4	**Total financing facilities**	1,000	1,000
7.5	**Unused financing facilities available at quarter end**		
7.6	Include in the box below a description of each facility above, including the lender, interest rate, maturity date and whether it is secured or unsecured. If any additional financing facilities have been entered into or are proposed to be entered into after quarter end, include a note providing details of those facilities as well.		

During the quarter, Diatreme extended the $1.0M debt facility's maturity from 30 May 2025 to 30 May 2026. The interest rate remains at 7.5% per annum, payable quarterly in arrears. (See ASX announcement dated 30 May 2025)

8.	**Estimated cash available for future operating activities**	**$A'000**
8.1	Net cash from / (used in) operating activities (item 1.9)	28
8.2	(Payments for exploration & evaluation classified as investing activities) (item 2.1(d))	(270)
8.3	Total relevant outgoings (item 8.1 + item 8.2)	(242)
8.4	Cash and cash equivalents at quarter end (item 4.6)	3,822
8.5	Unused finance facilities available at quarter end (item 7.5)	-
8.6	Total available funding (item 8.4 + item 8.5)	3,822
8.7	**Estimated quarters of funding available (item 8.6 divided by item 8.3)**	15.8

Note: if the entity has reported positive relevant outgoings (i.e. a net cash inflow) in item 8.3, answer item 8.7 as "N/A". Otherwise, a figure for the estimated quarters of funding available must be included in item 8.7.

8.8 If item 8.7 is less than 2 quarters, please provide answers to the following questions:

8.8.1 Does the entity expect that it will continue to have the current level of net operating cash flows for the time being and, if not, why not?

8.8.2 Has the entity taken any steps, or does it propose to take any steps, to raise further cash to fund its operations and, if so, what are those steps and how likely does it believe that they will be successful?

8.8.3 Does the entity expect to be able to continue its operations and to meet its business objectives and, if so, on what basis?

Note: where item 8.7 is less than 2 quarters, all of questions 8.8.1, 8.8.2 and 8.8.3 above must be answered.

Compliance statement

1 This statement has been prepared in accordance with accounting standards and policies which comply with Listing Rule 19.11A.

2 This statement gives a true and fair view of the matters disclosed.

Date: 30 July 2025

Authorised by: The Board of Diatreme Resources Ltd

Notes

1. This quarterly cash flow report and the accompanying activity report provide a basis for informing the market about the entity's activities for the past quarter, how they have been financed and the effect this has had on its cash position. An entity that wishes to disclose additional information over and above the minimum required under the Listing Rules is encouraged to do so.

2. If this quarterly cash flow report has been prepared in accordance with Australian Accounting Standards, the definitions in, and provisions of, *AASB 6: Exploration for and Evaluation of Mineral Resources* and *AASB 107: Statement of Cash Flows* apply to this report. If this quarterly cash flow report has been prepared in accordance with other accounting standards agreed by ASX pursuant to Listing Rule 19.11A, the corresponding equivalent standards apply to this report.

3. Dividends received may be classified either as cash flows from operating activities or cash flows from investing activities, depending on the accounting policy of the entity.

4. If this report has been authorised for release to the market by your board of directors, you can insert here: "By the board". If it has been authorised for release to the market by a committee of your board of directors, you can insert here: "By the [*name of board committee – eg Audit and Risk Committee*]". If it has been authorised for release to the market by a disclosure committee, you can insert here: "By the Disclosure Committee".

5. If this report has been authorised for release to the market by your board of directors and you wish to hold yourself out as complying with recommendation 4.2 of the ASX Corporate Governance Council's *Corporate Governance Principles and Recommendations*, the board should have received a declaration from its CEO and CFO that, in their opinion, the financial records of the entity have been properly maintained, that this report complies with the appropriate accounting standards and gives a true and fair view of the cash flows of the entity, and that their opinion has been formed on the basis of a sound system of risk management and internal control which is operating effectively.

For personal use only