

QUARTERLY ACTIVITIES REPORT

Quarter ending 30 June 2025

Key Highlights

Dynasty Gold Project

- **Diamond Drilling at the Cerro Verde prospect confirmed lateral and depth extensions to mineralisation, with new results including:**
 - **7.8m @ 2.5 g/t Au, 30.2 g/t Ag** from 218.2m in CVDD25-126 &
 - **3.7m @ 2.9 g/t Au, 19.0 g/t Ag** from 293.1m in CVDD25-123
- **Diamond drilling at the Iguana prospect confirmed new shallow and down-dip mineralisation with significant results including:**
 - **2.6m @ 3.5 g/t Au, 21.5 g/t Ag** from 26.8m &
 - **3.7m @ 2.5 g/t Au, 9.9 g/t Ag** from 92.9m in IGDD24-041;
 - **5.4m @ 2.3 g/t Au, 5.7 g/t Ag** from 49.9m &
 - **2.3m @ 2.7 g/t Au, 5.9 g/t Ag** from 212.1m in IGDD24-036.
- **Geological modelling and pit optimisation studies undertaken as part of the MRE update identified high priority extensional and infill targets that are set to feature in the upcoming 6,000m resource conversion and upgrade drilling program.**

Linderos Copper Project

- **JV and Earn-in partner Hanrine completed 4 diamond drillholes for 4,190 metres, successfully completing the Second Earn-in milestone (10,000m drilling) to increase their stake in the Linderos Project to 30%. The Third JV & Earn-in milestone (15,000m drilling to earn 21%) commenced in early June and is expected to deliver further results in the coming quarter.**
- **Assay results from the first four holes confirmed a large-scale porphyry copper-gold-molybdenum system with mineralisation now defined over 1km strike and down to 1km depth. Key results included:**
 - **735m @ 0.23% Cu Eq** from 385m, **including 131m @ 0.29% Cu Eq** from 385m & **including 51m @ 0.37% Cu Eq** from 622.8m in DHCR-02.
- **Drilling confirmed a northwest-southeast mineralised corridor, which remains open to the northwest and southeast**

Copper Duke Project

- **Field reconnaissance mapping undertaken at Copper Duke as the Company continued to advance preparations to drill test priority drill targets in Q3 2025.**

Titan's CEO Melanie Leighton commented:

"It's been a busy and exciting quarter for the Company, where we've made significant progress at our Dynasty Gold Project, successfully extending mineralisation and identifying compelling new targets with our resource drilling."

"At our Linderos Project, our joint venture partner, Hanrine, successfully met the Second (10,000m drilling) Milestone, taking their ownership to 30%. Hanrine's drilling has confirmed a porphyry copper system of significant scale which remains open laterally and at depth. Hanrine intend to test porphyry mineralisation extensions to the northwest and southeast as part of their Third Earn-in Milestone (15,000m to earn an additional 21%) and we look forward to delivering the results as they are to hand."

"We boast a quality portfolio of 100% owned copper projects where we continue to unveil considerable value through our exploration work programs and we are very excited to soon be drilling at our Copper Duke Project and commencing reconnaissance activities at our Copper Field Project."

"The upcoming quarter promises to be another busy one, with further resource drilling and a resource update planned for Dynasty along with exciting exploration drilling at the Linderos and Copper Duke Projects."

QUARTERLY ACTIVITIES UPDATE

Titan Minerals Limited (**ASX:TTM**) (**Titan** or the **Company**) is pleased to provide a summary of activities for its gold and copper projects in southern Ecuador for the Quarter ending 30 June 2025 (**Quarter**).

Dynasty Gold Project

Resource Drilling

Following a hiatus in drilling operations due to heavy rainfall, the Dynasty resource drilling recommenced in May 2025 with two diamond rigs in operation. Drilling programs were focussed on high priority areas at the Cerro Verde prospect, where exciting extensional targets and resource upgrade/ infill targets were tested.

A total of 11 holes for 3,653.5 metres was drilled during the quarter and results returned for 8 holes drilled during the previous quarter.

Latest drill results have transformed the Company's understanding of the Dynasty gold system. As announced on 7th March 2025, hole CVDD24-122 successfully intersected the deepest mineralisation to date, confirming strong mineralisation outside of current mineral resources, with significant results including:

- **2.9m @ 21.9 g/t Au, 10.4 g/t Ag** from 16.9m,
- **11.7m @ 3.9 g/t Au, 9.6 g/t Ag** from 235m,
- **13.0m @ 4.5 g/t Au, 22.1 g/t Ag** from 330.6m,
- **5.5m @ 2.3 g/t Au, 22.6 g/t Ag** from 363.5m,
- **5.0m @ 5.5 g/t Au, 8.6 g/t Ag** from 376m &
- **2.0m @ 6.1 g/t Au, 61.6 g/t Ag** from 451m.

Following this evolved understanding of the Dynasty gold system, the Company has been focussing on resource drilling in these priority areas which are considered to contain high value ounces that are likely to feature in Dynasty's potential future Ore Reserves.

Results for diamond drilling returned from Cerro Verde confirmed extensional mineralisation is detailed below and illustrated in Figures 2, 3 and 4.

Significant results include:

CVDD25-123:

- 11.4m @ 0.9 g/t Au, 3.9 g/t Ag from 252.7m &
- 3.7m @ 2.9 g/t Au, 19 g/t Ag from 293.1m &
- 2.2m @ 1.0 g/t Au, 1.6 g/t Ag from 352.5m &
- 5.4m @ 1.4 g/t Au, 5.8 g/t Ag from 378.8m.

CVDD25-124:

- 2.1m @ 1.2 g/t Au, 10.5 g/t Ag from 53.5m &
- 1.2m @ 2.5 g/t Au, 2.9 g/t Ag from 196.5m &
- 3.8m @ 1.5 g/t Au, 11.1 g/t Ag from 266.2m &
- 5.6 m @ 1.8 g/t Au, 3.8 g/t Ag from 391.5m.

CVDD25-126:

- 4.5m @ 1.3 g/t Au, 3.7 g/t Ag from 154.2m &
- 7.8m @ 2.5 g/t Au, 30.2 g/t Ag from 218.2m &
- 4.8m @ 1.4 g/t Au, 37.7 g/t Ag from 366.7m.

Latest results returned from the Iguana prospect include several significant results as described below.

IGDD24-041:

- 2.6m @ 3.5 g/t Au, 21.5 g/t Ag from 26.8m &
- 3.7m @ 2.5 g/t Au, 9.9 g/t Ag from 92.9m

IGDD24-036:

- 5.4m @ 2.3 g/t Au, 5.7 g/t Ag from 49.9m &
- 2.3m @ 2.7 g/t Au, 5.9 g/t Ag from 212.1m

IGDD24-040:

- 1.4m @ 3.4 g/t Au, 42.9 g/t Ag from 211.3m, within a broader intersection of 4.7m @ 1.3 g/t Au, 15.6 g/t Ag

These latest Iguana results are in addition to previously announced shallow significant intercepts including:

- 15.5m @ 3.0 g/t Au, 22.8 g/t Ag from 89.1m in IGDD24-027
- 3.0m @ 4.9 g/t Au, 11.2 g/t Ag from 21.8m in IGDD24-031
- 2.0m @ 2.5 g/t Au, 4.2 g/t Ag from 53.2m in IGDD24-030
- 2.8m @ 2.0 g/t Au, 2.6 g/t Ag from 206.0m in IGDD24-028

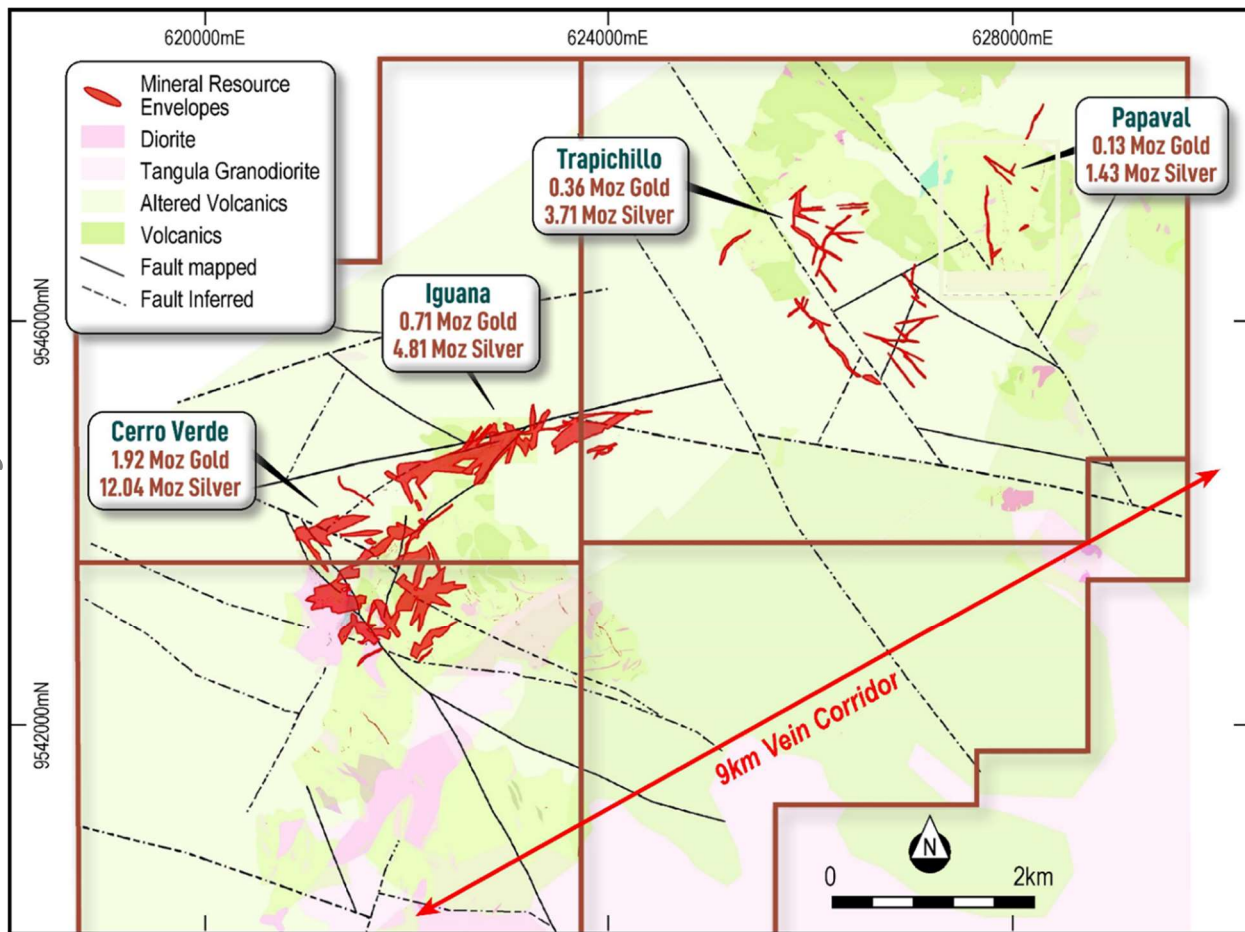


Figure 1. Dynasty Gold Project displaying Mineral Resources, simplified interpreted geology and prospect locations

Mobile Magento-telluric Geophysical Survey

A 920-line km Mobile Magento-Telluric (MMT) geophysical survey, covering the 9-kilometre-long epithermal gold and porphyry copper corridor was completed at the Dynasty Gold Project. Expert Geophysics, a geophysical company specialising in airborne geophysical surveys were commissioned to undertake the helicopter-based survey.

The MMT survey is aimed at identifying resistive and conductive anomalies along the vein hosted gold corridor including the Cerro Verde, Iguana, Trapichillo and Papaval prospects. The survey has also been designed to cover known porphyry alteration footprints as confirmed by mapping and soil geochemistry, including the Lucarqui (Gisell), Kaliman, Cola and La Zanja porphyry prospects.

Further data processing, inversion modelling and interpretation is underway, with results anticipated in the coming quarter.

Reconnaissance Mapping & Trenching

Reconnaissance mapping, trench and channel sampling programs continued across exploration targets and resource extensional areas at the Dynasty Gold Project. Work programs were focussed on the Cerro Verde prospect in an extensional area to the west of the Brecha-Comanche and Kaliman targets.

Field reconnaissance work has proven very successful in confirming new mineralisation in prospective areas, as highlighted by systematic soil geochemistry completed by Titan over the past twelve months.

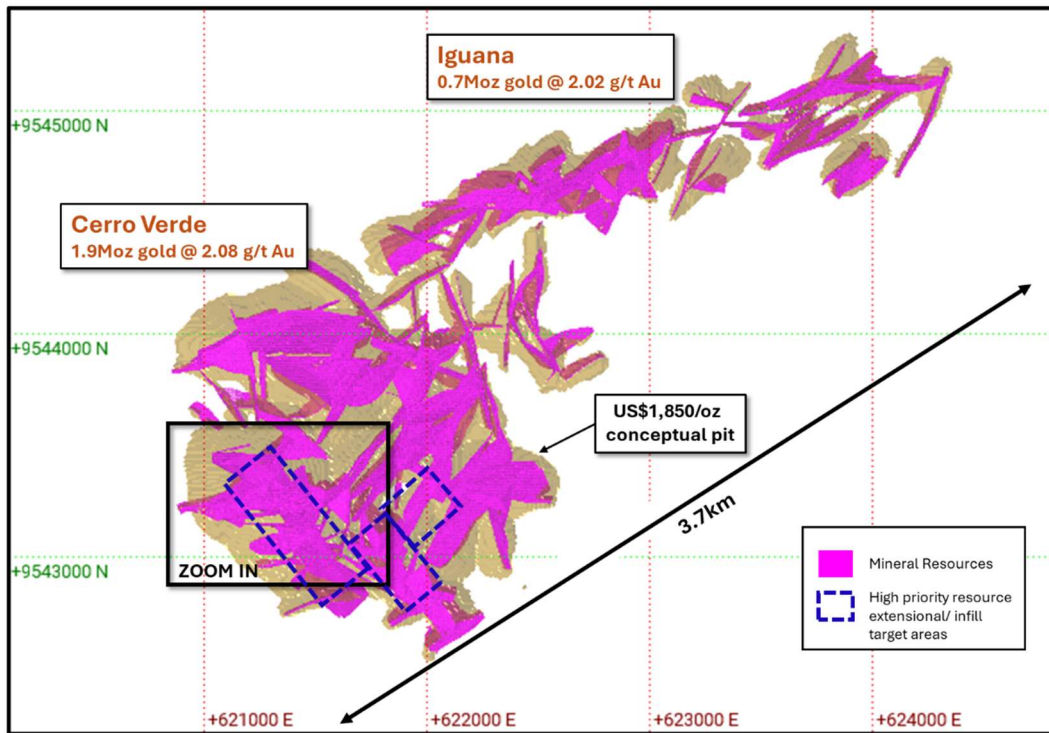


Figure 2. Plan view of the Cerro Verde & Iguana prospects displaying mineral resources, conceptual pit optimisation, high priority resource drilling areas. Note zoom in window which can be observed in Figure 3.

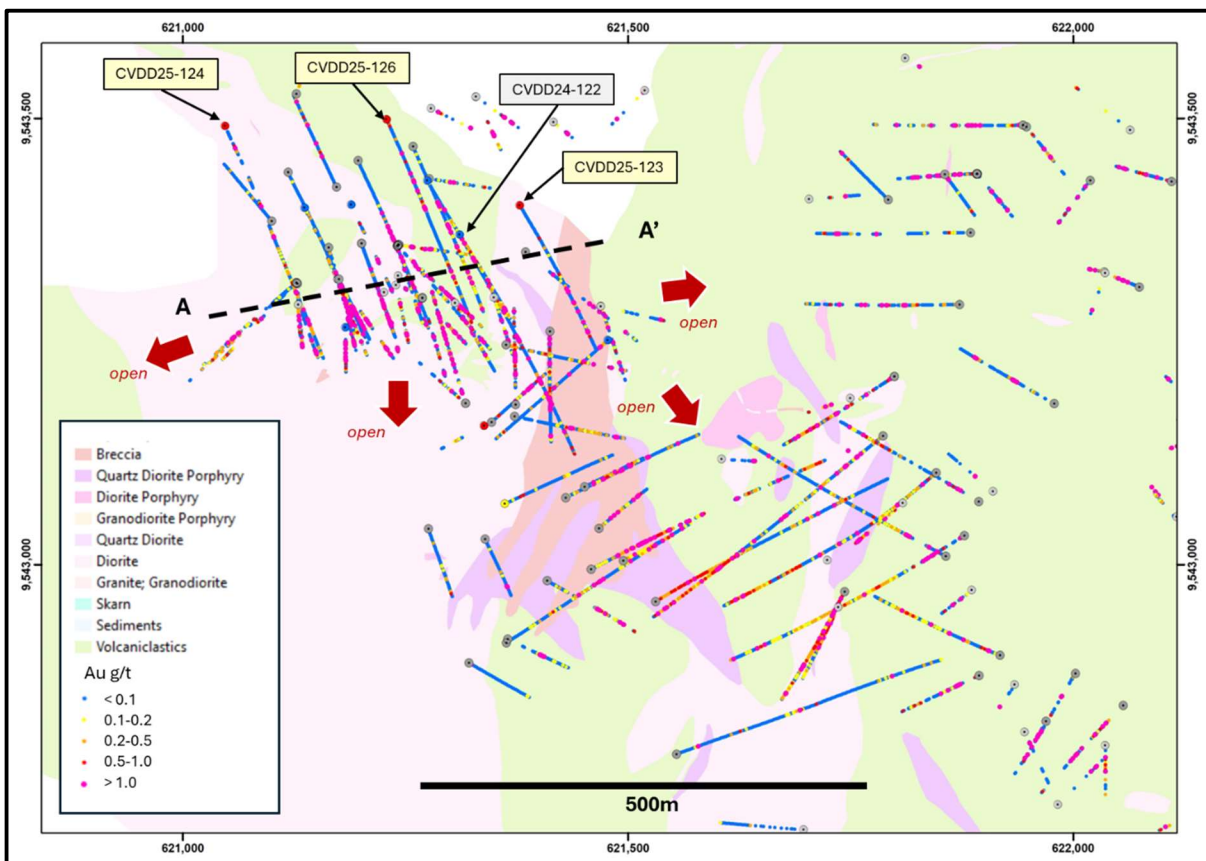


Figure 3. Plan view of Cerro Verde prospect zoomed into area of resource drilling focus displaying interpreted geology, drilling and latest results. Note long section A-A' which features in Figure 4.

For personal use only

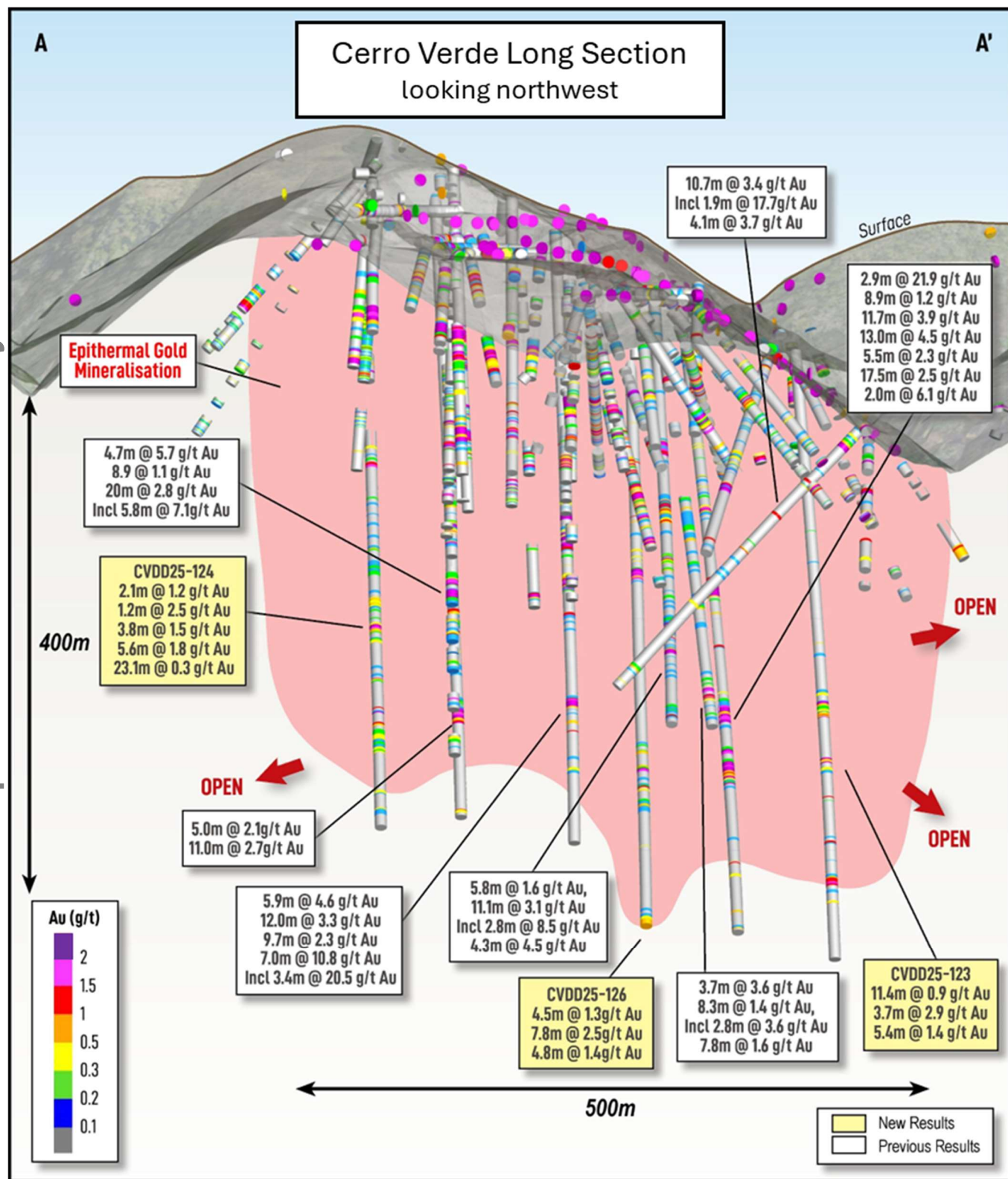


Figure 4. Long Section A-A' looking northwest showing Cerro Verde mineralisation envelope, gold linear gram metre pierce points and significant drill intercepts. Note that this is small section of the Cerro Verde prospect, refer to Figure 3 for the location and extent of this long section.

Linderos Copper Project

The Linderos Copper Project (**Linderos**) is being operated under a Joint Venture and Earn-in Agreement by Hanrine Ecuadorian Exploration and Mining S.A. (**Hanrine**), a subsidiary of Hancock Prospecting Pty Ltd (**Hancock**). Under the terms of the agreement, Hanrine is fully funding and managing a 10,000 metre diamond drilling program as part of their Second Earn-in milestone (Milestone 2).

During the quarter Hanrine drilled 4 diamond holes for 4,401 metres, taking their total drilling completed to 11 holes for 11,453 metres, since commencing drilling at Linderos in November 2024. This means that Hanrine have successfully met their 10,000m drilling commitment (Earn-in Milestone 2) and have earned an additional 25% interest in the Linderos Project, taking their total interest earned to 30%.

To complete Earn-in Milestone 2 in such a rapid manner is a credit to Hanrine, who have proven themselves to be a fully committed project partner, committed in their desire to unveil the true potential of the Linderos Copper Project.

Results returned from Hanrine's first four holes (drilled in Q4 2024) were announced during the quarter, with Hanrine's drilling significantly expanding the mineralised footprint, with mineralisation now defined over 1km strike and down to 1km depth, effectively doubling the previously drill-defined system. Significant results included¹:

- **398m @ 0.24% Cu Eq** from 420m, including **178m @ 0.30% Cu Eq** from 453.5m in DHCR-01.
- **735m @ 0.23% Cu Eq** from 385m, including **131m @ 0.29% Cu Eq** from 385m & including **51m @ 0.37% Cu Eq** from 622.8m in DHCR-02.
- **367m @ 0.24% Cu Eq** from 246m in DHCR-04.

These results have confirmed the presence of a large-scale porphyry copper system. Geological interpretation from the drilling indicates the porphyry system follows a northwest-southeast orientation, likely controlled by a pre-existing structural corridor. The mineralisation remains open in multiple directions, including to the southeast—an area that remains untested—and to the northwest beneath the Meseta epithermal gold prospect, where only shallow drilling has been conducted to date.

Hanrine's latest drill results build upon previous drilling completed in 2023 by Titan which returned significant intercepts of:

- **308m @ 0.35% Cu Eq** from 54m *including 76m @ 0.49% Cu Eq* from 132m in CRDD22-003.
- **558m @ 0.24% Cu Eq** from surface to end of hole (**ending in mineralisation**), *including 72m @ 0.41% Cu Eq* from 21m & *including 51m @ 0.35% Cu Eq* from 373m & *including 22m @ 0.46% Cu Eq* from 524m in CRDD22-006.

In June 2025, Hanrine transitioned into Earn-in Milestone 3, whereby they will drill a further 15,000m of diamond drilling to earn an additional 21% in the Linderos Copper Project, taking their total ownership to 51% once complete.

Additional results are expected in the coming quarter, as Hanrine works toward completion of Milestone 3.

¹ Refer to ASX announcement dated 8 May 2025

For personal use only

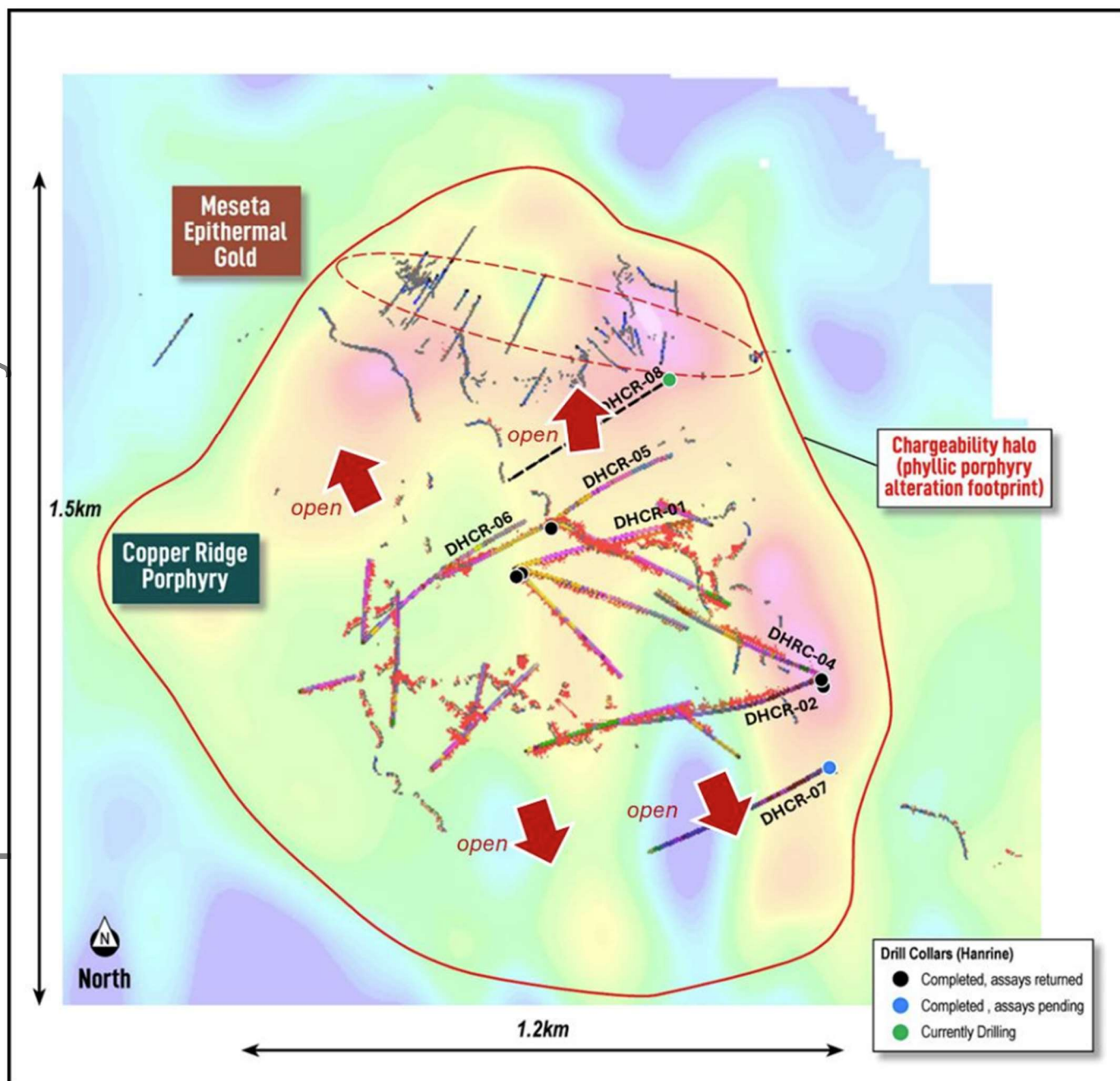


Figure 5. Plan view of the Copper Ridge prospect displaying Hanrine drill collars coloured by status, drill traces coloured by geology and assay histogram (Cu%). The base image shows IP chargeability depth slice approximately 150m below surface, with the chargeability high (red/yellow) areas mapping the phyllic porphyry alteration footprint ie. pyrite mineralisation. Note that the drilling and IP chargeability survey both show that mineralisation appears to be following a northwest-southeast corridor, with mineralisation remaining open to the northwest, southeast and to the west of the current limits of drilling.

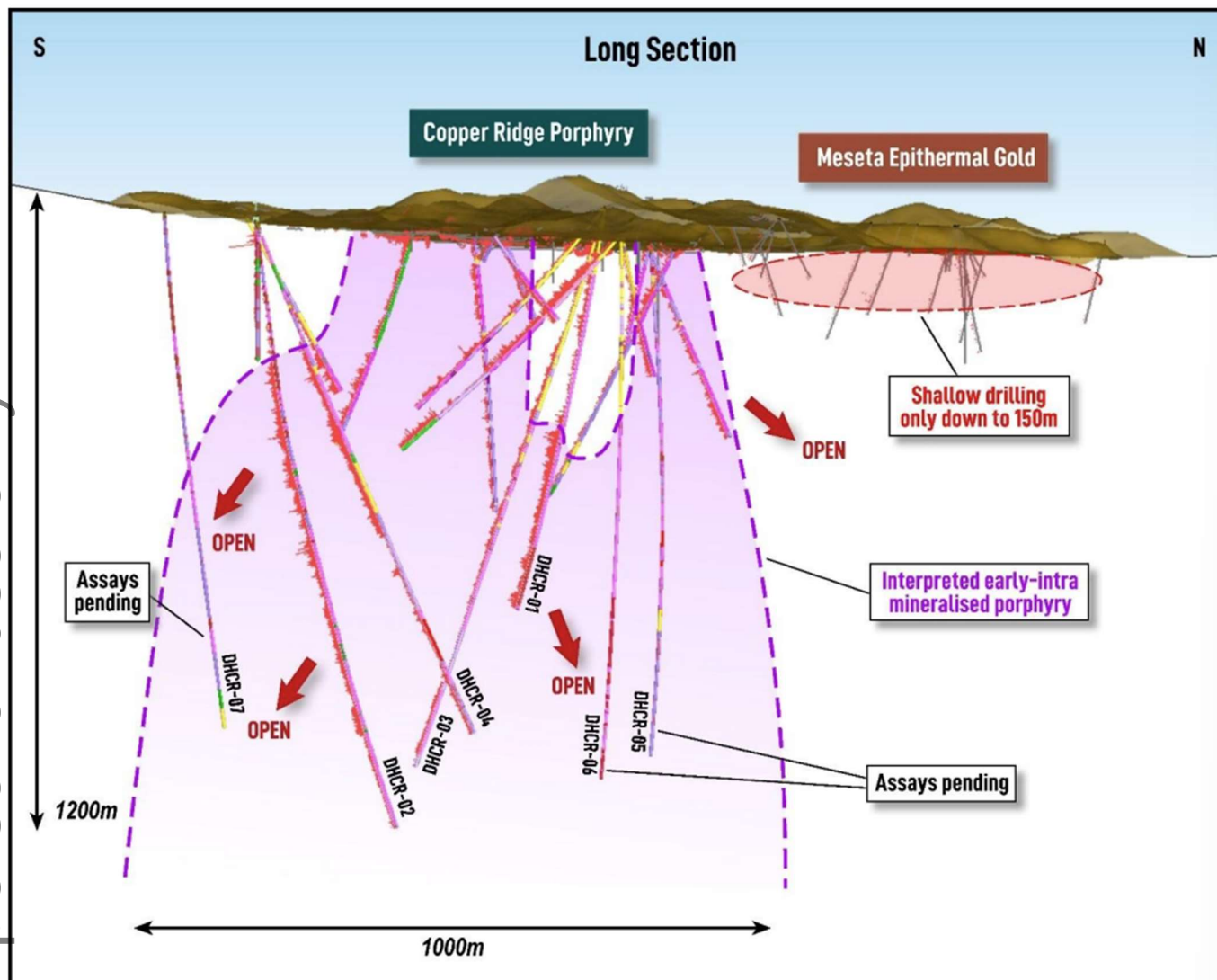


Figure 6. Copper Ridge long section looking west, displaying drill traces coloured by geology and assay histogram (Cu%), a simplified interpretation of the mineralised porphyry and late-stage porphyry core which is comparatively small in volume compared to the early-intra mineralised porphyry phases. It can be observed that mineralisation remains open at depth, to the north (under Meseta Gold prospect) and the south where there has been no previous drilling.

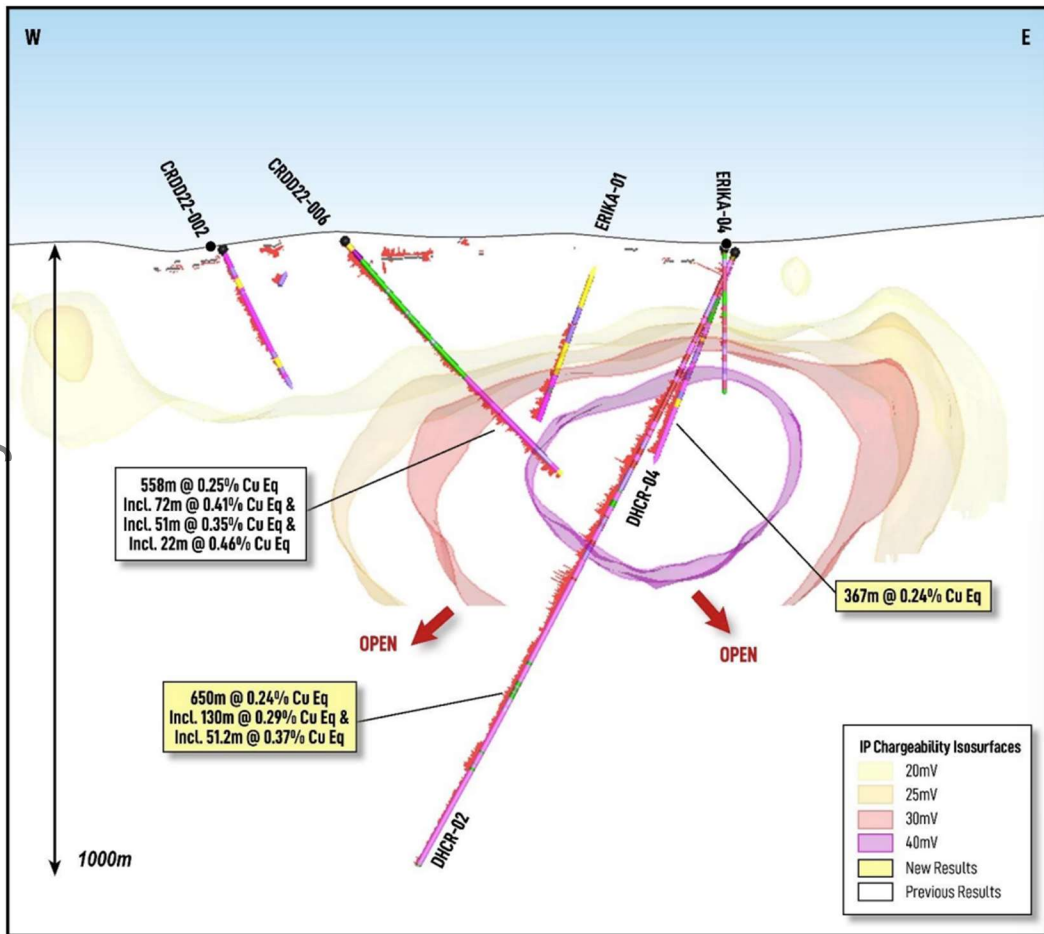


Figure 7. Copper Ridge cross section looking north, displaying drill traces coloured by geology and assay histogram (Cu%), significant drill intercepts and modelled 3D IP chargeability isosurfaces.

Next Quarter Activities

- Dynasty resource drilling campaign now well advanced, with 41 diamond holes completed for 11,320 metres. The focus for the remainder of resource drilling is at the Cerro Verde prospect.
- Results pending for several holes completed in extensional areas at Cerro Verde.
- Exploration drilling at Dynasty to test exciting new gold and copper porphyry targets is planned in Q3 2025.
- Dynasty Mineral Resource Estimate update targeted for late Q3- 2025 following completion of resource drilling and return of results.
- Dynasty Study workstreams continuing in parallel with Mineral Resource update
- Linderos JV & Earn-in Milestone 3: 15,000m campaign of drilling set to continue through 2H 2025, with further results expected in coming quarters.

CORPORATE ACTIVITIES

TTM Options Conversion to New Shares

During the quarter shareholders approved the issued of the Company issue of:

- 2,000,000 Performance Rights to CEO Melanie Leighton
- 4,000,000 x TTMOA options pursuant to an underwriting agreement
- 2,000,000 x unlisted options to corporate advisors with an exercise price of 40c, expiring 29/5/2027
- 4,000,000 x unlisted options to corporate advisors with an exercise price of 50c, expiring 29/5/2027

On 21 April 615,385 Performance Rights held by the Company's drilling contractor Kluane, were converted to ordinary shares as a result of the drilling performance hurdles being met.

At the end of the quarter the Company had 260,705,706 shares on issue and had working capital of US\$9.1 million (AU\$13.8 million).

Related Party Payments

In line with its obligations under ASX Listing Rule 5.3.5, Titan Minerals Limited notes that the payments to related parties of the Company, as advised in the Appendix 5B for the period ended 30 June 2025, pertain to payments to directors for fees, salary, and superannuation.

Tenement Schedule

Titan held the following tenements as at 30 June 2025.

Project	Tenement	Location	Interest	Expiry
Dynasty Gold	Cecilia 1	Loja, Ecuador	100%	12/11/2034
	Pilo 9	Loja, Ecuador	100%	13/10/2034
	ZAR	Loja, Ecuador	100%	02/12/2034
	ZAR 1	Loja, Ecuador	100%	05/12/2034
	ZAR 3A	Loja, Ecuador	100%	11/12/2034
Linderos	Chorrera	Loja, Ecuador	70% TTM/ 30% Hanrine	13/10/2034
	Dynasty 1	Loja, Ecuador	95%	11/06/2035
	Linderos E	Loja, Ecuador	95%	27/07/2034
	Narango	Loja, Ecuador	95%	27/09/2034
Copper Duke	Barbasco	Loja, Ecuador	100%	05/10/2034
	Barbasco 1	Loja, Ecuador	100%	22/11/2034
	Barbasco 2	Loja, Ecuador	100%	10/11/2034
	Barbasco 4	Loja, Ecuador	100%	19/11/2034
	Carol	Loja, Ecuador	100%	17/04/2035
	Catacocha	Loja, Ecuador	100%	25/05/2034
	Colanga	Loja, Ecuador	100%	19/09/2034
	Colanga 2	Loja, Ecuador	100%	13/11/2034
	Gloria	Loja, Ecuador	100%	12/11/2034
	Gloria 1	Loja, Ecuador	100%	07/11/2034
	Gonza 1	Loja, Ecuador	100%	16/01/2035
	LumaPamba	Loja, Ecuador	100%	31/10/2034
	LumaPamba 1	Loja, Ecuador	100%	31/10/2034
Copper Field	Cooper 1	Loja, Ecuador	100%	10/11/2034
	Cooper 4	Loja, Ecuador	100%	19/12/2034

ENDS-

Released with the authority of the Board.

Contact details:**Investor Relations: Australia****Melanie Leighton****Chief Executive Officer****E:** melanie@titanminerals.com.au**Ph:** +61 8 6555 2950

Jane Morgan

Investor & Media Relations**E:** jm@janemorganmanagement.com.au**Ph:** + 61 405 555 618

Follow us on:

www.linkedin.com/company/titan-minerals-ltdwww.twitter.com/MineralsTitanwww.titanminerals.com.au

For further information on the company and our projects, please visit www.titanminerals.com.au

Dynasty Mineral Resource Estimate, July 2023

Dynasty Project	Indicated					Inferred					Total				
	Tonnes (M)	Grade (g/t)		Contained Metal (Moz)		Tonnes (M)	Grade (g/t)		Contained Metal (Moz)		Tonnes (M)	Grade (g/t)		Contained Metal (Moz)	
		Au	Ag	Au	Ag		Au	Ag	Au	Ag		Au	Ag	Au	Ag
Cerro Verde	15.17	2.01	13.51	0.98	6.59	13.63	2.15	12.44	0.94	5.45	28.80	2.08	13.00	1.92	12.04
Iguana	2.41	2.36	16.08	0.18	1.25	8.52	1.92	13.00	0.53	3.56	10.93	2.02	13.68	0.71	4.81
Trapichillo	0.05	1.89	9.28	0.00	0.01	2.89	3.83	39.80	0.36	3.70	2.94	3.80	39.31	0.36	3.71
Papayal	0.46	3.04	48.24	0.05	0.72	0.41	6.24	53.80	0.08	0.71	0.87	4.54	50.85	0.13	1.43
Total	18.09	2.09	14.73	1.21	8.57	25.44	2.33	16.40	1.90	13.41	43.54	2.23	15.70	3.12	21.98

Notes: 1. Reported ≥ 0.5 g/t Au. 2. Some rounding errors may be present. 3. Tables are rounded as the final steps. Totals are not calculated after rounding. 4. M – million. Oz- ounce. g/t – grams per tonne.

Competent Person's Statements

The information in this report that relates to Exploration Results is based on and fairly represents information compiled by Ms Melanie Leighton, who is an experienced geologist and a Member of The Australian Institute of Geoscientists. Ms Leighton is a full-time employee at Titan Minerals and has sufficient experience which is relevant to the style of mineralisation and type of deposits under consideration and to the activity which she is undertaking to qualify as a Competent Person as defined in the JORC 2012 Edition of the 'Australasian Code for Reporting of Exploration Results, Mineral Resources, and Ore Reserves'. Ms Leighton consents to their inclusion in the report of the matters based on this information in the form and context in which it appears.

With respect to estimates of Mineral Resources, announced on 6 July 2023, (MRE Announcement) the Company confirms that it is not aware of any new information or data that materially effects the information in the MRE Announcement and that all material assumptions and technical parameters underpinning the estimates continue to apply and have not materially changed.

Forward-looking Statements

This announcement may contain "forward-looking statements" and "forward-looking information", including statements and forecasts. Often, but not always, forward-looking information can be identified by the use of words such as "plans", "expects", "is expected", "is expecting", "budget", "outlook", "scheduled", "estimates", "forecasts", "intends", "anticipates", or "believes", or variations (including negative variations) of such words and phrases, or state that certain actions, events or results "may", "could", "would", "might", or "will" be taken, occur or be achieved. Such information is based on assumptions and judgments of Titan's directors and management regarding future events and results.

The purpose of forward-looking information is to provide the audience with information about Titan's expectations and plans. Readers are cautioned that forward-looking information involves known and unknown risks, uncertainties and other factors which may cause the actual results, performance or achievements of Titan and/or its subsidiaries to be materially different from any future results, performance or achievements expressed or implied by the forward-looking information. Forward-looking information and statements are based on the reasonable assumptions, estimates, analysis and opinions of Titan directors and management made in light of their experience and their perception of trends, current conditions and expected developments, as well as other factors that Titan directors and management believe to be relevant and reasonable in the circumstances at the date such statements are made, but which may prove to be incorrect. Titan believes that the assumptions and expectations reflected in such forward-looking statements and information are reasonable.

Readers are cautioned that the foregoing list is not exhaustive of all factors and assumptions which may have been used. Titan does not undertake to update any forward-looking information or statements, except in accordance with applicable securities law.

Appendix 5B

Mining exploration entity or oil and gas exploration entity quarterly cash flow report

Name of entity

Titan Minerals Limited

ABN

97 117 790 897

Quarter ended ("current quarter")

30 June 2025

For personal use only

Consolidated statement of cash flows		Current quarter \$US'000	Year to date (6 months) \$US'000
1.	Cash flows from operating activities		
1.1	Receipts from customers	-	-
1.2	Payments for		
	(a) exploration & evaluation	-	-
	(b) development	-	-
	(c) production		
	(d) staff costs	(168)	(251)
	(e) administration and corporate costs	(553)	(852)
1.3	Dividends received (see note 3)	-	-
1.4	Interest received	96	112
1.5	Interest and other costs of finance paid	-	(155)
1.6	Income taxes paid	-	-
1.7	Government grants and tax incentives		
1.8	Other (provide details if material)	-	-
1.9	Net cash from / (used in) operating activities	(625)	(1,146)
2.	Cash flows from investing activities		
2.1	Payments to acquire:		
	(a) entities	-	-
	(b) tenements	-	-
	(c) property, plant and equipment	-	-
	(d) exploration & evaluation	(1,143)	(3,544)
	(e) investments	-	-
	(f) other non-current assets	-	-

Consolidated statement of cash flows		Current quarter \$US'000	Year to date (6 months) \$US'000
2.2	Proceeds from the disposal of:		
	(a) entities	-	-
	(b) tenements	-	-
	(c) property, plant and equipment	-	-
	(d) investments	-	-
	(e) other non-current assets	-	-
2.3	Cash flows from loans to other entities	-	-
2.4	Dividends received (see note 3)	-	-
2.5	Other	-	-
2.6	Net cash from / (used in) investing activities	(1,143)	(3,544)

3.	Cash flows from financing activities		
3.1	Proceeds from issues of equity securities (excluding convertible debt securities)	-	-
3.2	Proceeds from issue of convertible debt securities	-	-
3.3	Proceeds from exercise of options	-	3,569
3.4	Transaction costs related to issues of equity securities or convertible debt securities	-	(495)
3.5	Proceeds from borrowings	-	-
3.6	Repayment of borrowings	-	(1,160)
3.7	Transaction costs related to loans and borrowings	-	-
3.8	Dividends paid	-	-
3.9	Other (provide details if material)	-	-
3.10	Net cash from / (used in) financing activities	-	1,914

4.	Net increase / (decrease) in cash and cash equivalents for the period		
4.1	Cash and cash equivalents at beginning of period	10,777	11,659
4.2	Net cash from / (used in) operating activities (item 1.9 above)	(625)	(1,146)
4.3	Net cash from / (used in) investing activities (item 2.6 above)	(1,143)	(3,544)

Consolidated statement of cash flows		Current quarter \$US'000	Year to date (6 months) \$US'000
4.4	Net cash from / (used in) financing activities (item 3.10 above)	-	1,914
4.5	Effect of movement in exchange rates on cash held	133	259
4.6	Cash and cash equivalents at end of period	9,142	9,142

5.	Reconciliation of cash and cash equivalents at the end of the quarter (as shown in the consolidated statement of cash flows) to the related items in the accounts	Current quarter \$US'000	Previous quarter \$US'000
5.1	Bank balances	9,142	10,777
5.2	Call deposits		
5.3	Bank overdrafts	-	-
5.4	Other (provide details)	-	-
5.5	Cash and cash equivalents at end of quarter (should equal item 4.6 above)	9,142	10,777

6. Payments to related parties of the entity and their associates

6.1 Aggregate amount of payments to related parties and their associates included in item 1

6.2 Aggregate amount of payments to related parties and their associates included in item 2

Current quarter \$US'000

168

-

Note: if any amounts are shown in items 6.1 or 6.2, your quarterly activity report must include a description of, and an explanation for, such payments

7.	Financing facilities <i>Note: the term “facility” includes all forms of financing arrangements available to the entity.</i> <i>Add notes as necessary for an understanding of the sources of finance available to the entity.</i>	Total facility amount at quarter end \$US’000	Amount drawn at quarter end \$US’000
7.1	Loan facilities	-	-
7.2	Credit standby arrangements	-	-
7.3	Other (please specify)	-	-
7.4	Total financing facilities	-	-
7.5	Unused financing facilities available at quarter end		-
7.6	Include in the box below a description of each facility above, including the lender, interest rate, maturity date and whether it is secured or unsecured. If any additional financing facilities have been entered into or are proposed to be entered into after quarter end, include a note providing details of those facilities as well.		
N/A			

8.	Estimated cash available for future operating activities	\$USD'000
8.1	Net cash from / (used in) operating activities (item 1.9)	(625)
8.2	(Payments for exploration & evaluation classified as investing activities) (item 2.1(d))	(1,143)
8.3	Total relevant outgoings (item 8.1 + item 8.2)	(1,768)
8.4	Cash and cash equivalents at quarter end (item 4.6)	9,142
8.5	Unused finance facilities available at quarter end (item 7.5)	-
8.6	Total available funding (item 8.4 + item 8.5)	9,142
8.7	Estimated quarters of funding available (item 8.6 divided by item 8.3)	5.17
<i>Note: if the entity has reported positive relevant outgoings (ie a net cash inflow) in item 8.3, answer item 8.7 as "N/A". Otherwise, a figure for the estimated quarters of funding available must be included in item 8.7.</i>		
8.8	If item 8.7 is less than 2 quarters, please provide answers to the following questions:	
8.8.1	Does the entity expect that it will continue to have the current level of net operating cash flows for the time being and, if not, why not?	
Answer:		
N/A		

8.8.2 Has the entity taken any steps, or does it propose to take any steps, to raise further cash to fund its operations and, if so, what are those steps and how likely does it believe that they will be successful?

Answer:

N/A

Note: where item 8.7 is less than 2 quarters, all of questions 8.8.1, 8.8.2 and 8.8.3 above must be answered.

8.8.3 Does the entity expect to be able to continue its operations and to meet its business objectives and, if so, on what basis?

Answer:

N/A

Note: where item 8.7 is less than 2 quarters, all of questions 8.8.1, 8.8.2 and 8.8.3 above must be answered.

Compliance statement

- 1 This statement has been prepared in accordance with accounting standards and policies which comply with Listing Rule 19.11A.
- 2 This statement gives a true and fair view of the matters disclosed.

Date:30 July 2025.....

Authorised by:The Board of Titan Minerals Limited.....
 (Name of body or officer authorising release – see note 4)

Notes

1. This quarterly cash flow report and the accompanying activity report provide a basis for informing the market about the entity's activities for the past quarter, how they have been financed and the effect this has had on its cash position. An entity that wishes to disclose additional information over and above the minimum required under the Listing Rules is encouraged to do so.
2. If this quarterly cash flow report has been prepared in accordance with Australian Accounting Standards, the definitions in, and provisions of, AASB 6: *Exploration for and Evaluation of Mineral Resources* and AASB 107: *Statement of Cash Flows* apply to this report. If this quarterly cash flow report has been prepared in accordance with other accounting standards agreed by ASX pursuant to Listing Rule 19.11A, the corresponding equivalent standards apply to this report.
3. Dividends received may be classified either as cash flows from operating activities or cash flows from investing activities, depending on the accounting policy of the entity.
4. If this report has been authorised for release to the market by your board of directors, you can insert here: "By the board". If it has been authorised for release to the market by a committee of your board of directors, you can insert here: "By the [name of board committee – eg Audit and Risk Committee]". If it has been authorised for release to the market by a disclosure committee, you can insert here: "By the Disclosure Committee".
5. If this report has been authorised for release to the market by your board of directors and you wish to hold yourself out as complying with recommendation 4.2 of the ASX Corporate Governance Council's *Corporate Governance Principles and Recommendations*, the board should have received a declaration from its CEO and CFO that, in their opinion, the financial records of the entity have been properly maintained, that this report complies with the appropriate accounting standards and gives a true and fair view of the cash flows of the entity, and that their opinion has been formed on the basis of a sound system of risk management and internal control which is operating effectively.



For personal use only