For personal use only

CHILE'S NEW COPPER DISCOVERY

Exceptional Development Project, Outstanding Exploration Potential

Investor Presentation | **April 2025**

marimaca COPPER CORP.

TSX: MARI

For personal use only

Disclaimer

This presentation includes certain forward-looking statements about future events and/or financial results which are forward- looking in nature and subject to risks and uncertainties. Such forward-looking statements or information, including but not limited to those with respect to the development of the Marimaca project, metal prices, metallurgical results and resource estimates, involve known and unknown risks, uncertainties, and other factors which may cause the actual results, performance or achievements of the Company to be materially different from any future results, performance or achievements expressed or implied by such forward-looking statements or information. Forward-looking statements include without limitation, statements regarding the Company's future completion of mine feasibility studies, mine development programs, capital and operating costs, production, potential mineralization, resources and reserves, exploration results and future plans, goals and objectives of Marimaca Copper Corp. ("MCC") which may or may not be realized. Forward-looking statements can generally be identified by the use of forward-looking terminology such as "may", "will", "expect", "intend", "estimate", "anticipate", "believe", or " continue" or the negative thereof or variations thereon or similar terminology. Forward-looking information involves known and unknown risks, uncertainties and other factors that may cause the actual results, performance or achievements of the Company and/or its subsidiaries to be materially different from any future results, performance or achievements expressed or implied by the forward-looking statements. MCC is a copper exploration company and is subject to risks associated with mining in general and pre-development stage projects in particular, including the risk described under the heading "Risk Factors" in the Annual Information Form filed under MCC's company profile on SEDAR at www.SEDAR.com

Unless otherwise indicated, MCC has prepared the technical information in this presentation ("Technical Information") based on information contained in the technical report and news releases (collectively the "Disclosure Documents") available under MCC's company profile on SEDAR at www.sedar.com. Each Disclosure Document was prepared by or under the supervision of a qualified person (a "Qualified Person") as defined in National Instrument 43-101 – Standards of Disclosure for Mineral Projects of the Canadian Securities Administrators ("NI 43-101 and where applicable, in accordance with the 2012 Edition of the Australasian Code for Reporting of Exploration Results, Minerals Resources and Ore Reserves ("JORC Code"). The Technical Information relating to Mineral Resources is also extracted from MCC's ASX prospectus lodged with ASX on 31 March 2025. MCC confirms that it is not aware of any new information or data that materially affects the information included in the original ASX announcement and all material assumptions and technical parameters underpinning the Mineral Resource estimates in the ASX announcement continue to apply and have not materially changed. For readers to fully understand the information in this presentation, they should read the technical report titled "Updated Mineral Resource Estimation for the Marimaca Copper Project, Antofagasta Region, Chile" dated effective June 26, 2023 (the "2023 MRE") (available on www.sedar.com) in its entirety, including all qualifications, assumptions and exclusions that relate to the information set out in this presentation. As a result of the completion of the 2023 MRE, the previous report titled "Preliminary Economic Assessment, Marimaca Project, Antofagasta, II Region, Chile" dated effective August 4, 2020 (the "2020 PEA") was a scoping level study only and no longer reflects the current economic potential of the project, should be seen as historical in nature and should not be relied upon. Readers are advised that mineral resources that are not mineral reserves do not have demonstrated economic viability. The Disclosure Documents are each intended to be read as a whole, and sections should not be read or relied upon out of context. The Technical Information is subject to the assumptions and qualifications contained in the Disclosure Documents. All Dollar amounts in this presentations are US Dollars unless otherwise stated. All maps and diagrams are for illustrative purposes only and not to scale.

Sergio Rivera, VP Exploration of Marimaca Copper Corp., a geologist with more than 35 years of experience, is the Qualified Person for the purposes of NI 43-101 and a Competent Person as defined in the 2012 Edition of the JORC Code. He has sufficient experience that is relevant to the style of mineralization and type of deposit under consideration, and to the activity being undertaken, to qualify as a Competent Person as defined by the JORC Code. Mr Rivera has reviewed and approved the technical information in this report.
Luis Oviedo, a Principal Geologist with NCL, is a Qualified Person under NI 43-101 and a Competent Person as defined by the JORC Code (2012) for disclosure related to the 2023 MRE. He has sufficient experience relevant to the style of mineralization and type of deposit under consideration and has consented to the inclusion of the information in the form and context in which it appears.
MCC confirms that the form and context in which the Competent Persons' findings are presented have not been materially modified from the original announcement.

Introduction: Marimaca Copper Project

For personal use only

Continuous growth of oxide copper resources

DFS underway evaluating simple, low strip ratio, open pit operation

Rapidly advancing toward a construction decision

Low execution risk with proximity to first class infrastructure

Compelling **near-mine and satellite resource expansion opportunity**

Outstanding location, **Tier 1 mining jurisdiction** adjacent to proven, existing operations

Marimaca has the potential to be a **low capital intensity, high margin,** copper company

Marimaca: Green Copper

Mining Project of the Future

WATER – recycled seawater supply secured from the Bay of Mejillones ✓

POWER – certified renewable electricity supply available ✓

COMMUNITIES – no community land overlap, skilled local workforce ✓

IMPACT – limited flora & fauna impact expected in the coastal Atacama Desert ✓

CARBON INTENSITY – heap leaching 38% less carbon intensive than traditional processing ✓



Potential for leading ESG positioning across all aspects of the operation

For personal use only

Water Supply: De-risked and sustainable

Recycled seawater from Mejillones will supply the Marimaca Copper Project

For personal use only



Water option secured from the Bay of Mejilllones – recycled seawater

- De-risks water supply for the Marimaca Project – intake is already permitted
- No use of continental or fresh water
- Straightforward infrastructure solution with ~25km pipeline at 150l/s capacity to site – one pumping station required

Marimaca: Overview

Infrastructure access lowers execution risk

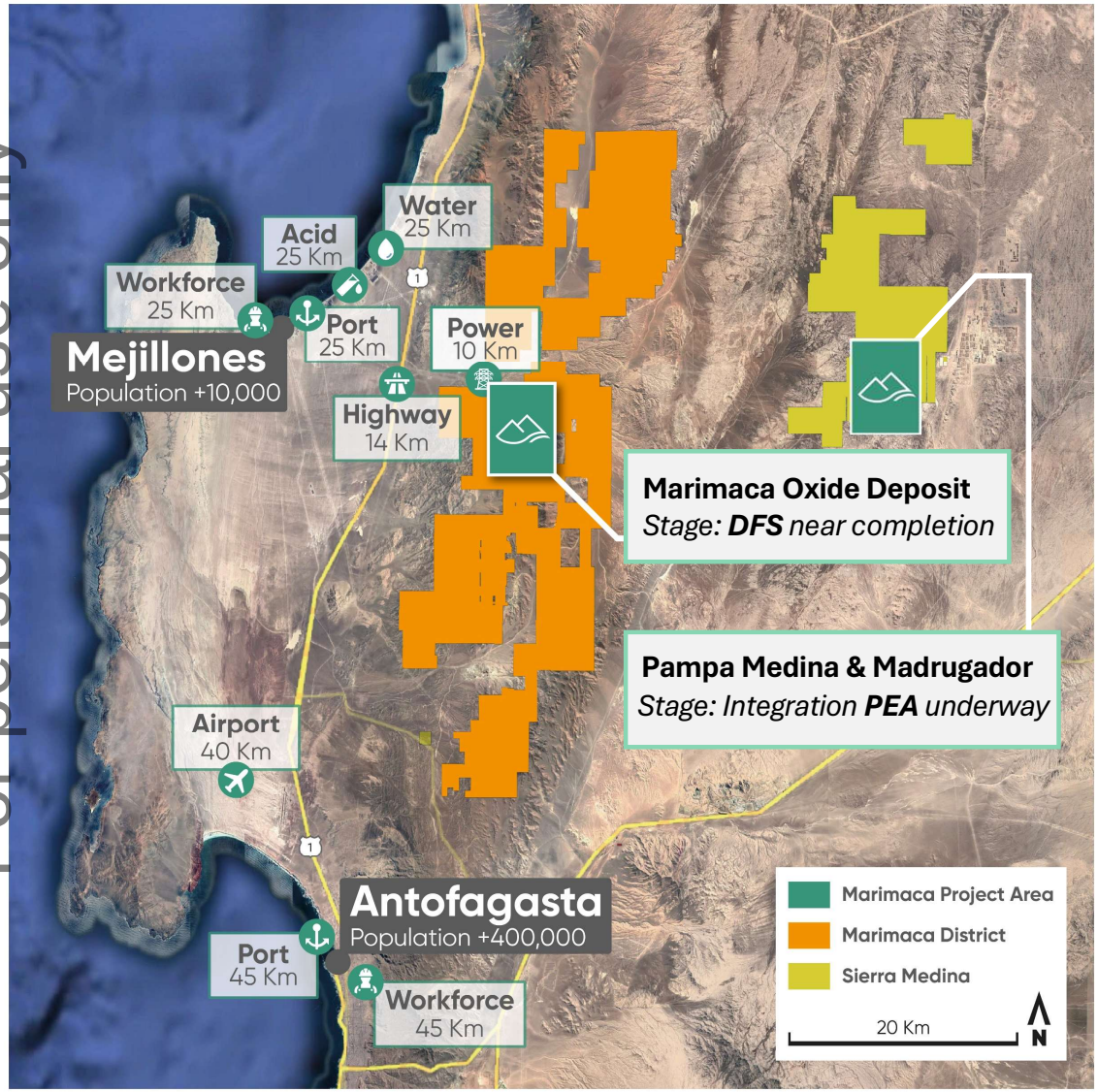

Close to all aspects required to build a mine

Proximity to first class utilities and infrastructure
Water, Power, Transport, Communications

Within 25km of Port of Mejillones
Access to all major consumables for a SX-EW operation (Sulfuric Acid, Extractants & Dilutants)

Land predominantly government owned/controlled
Access to all major consumables for a SX-EW operation (Sulfuric Acid, Extractants & Dilutants)

Within 40km of Antofagasta
Major regional center, No site accommodation requirement, Well connected international airport

For personal use only

Marimaca: Mineral Resource Growth

Track record of Consistent resource growth through each drilling campaign

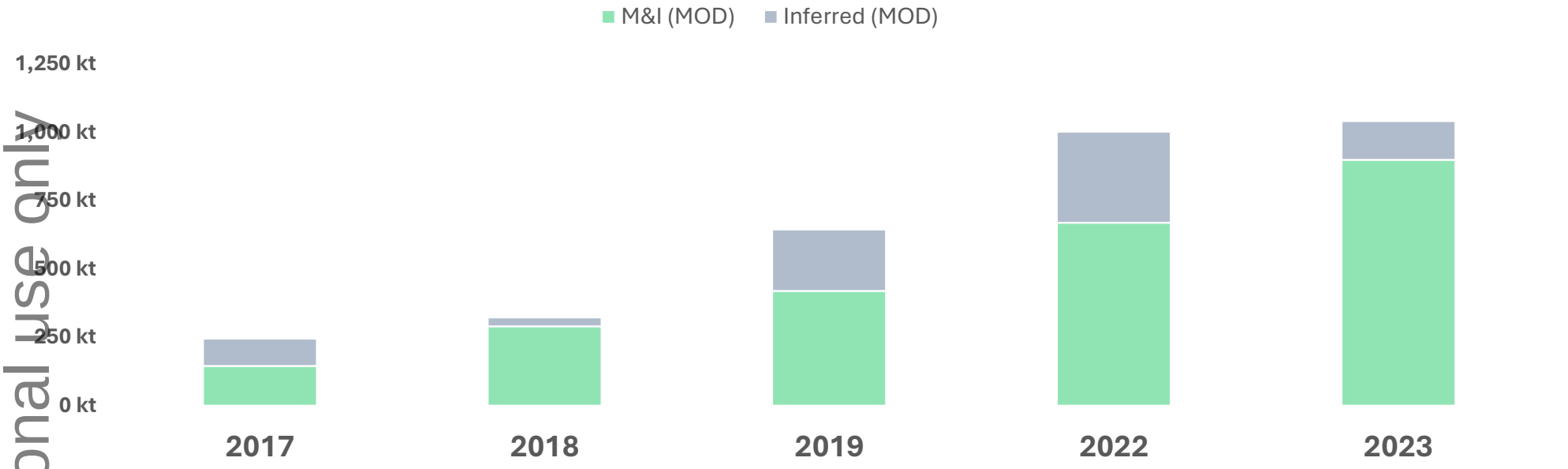

Maiden Mineral Resource Estimate at Marimaca Claim[1]:
- *145.5kt Cu M&I*
- *99.3kt Cu Inferred*

2018 MRE[2]:
- *290.5kt Cu M&I*
- *32.7kt Cu Inferred*
- M&I +100% from 2017
- Inferred converted from 2017

2019 MRE[3]:
- *419.9kt Cu M&I*
- *224.5kt Cu Inferred*
- M&I +45% from 2018
- Inferred +585% from 2018

2022 MRE[4]:
- *669.9kt Cu M&I*
- *322.4kt Cu Inferred*
- M&I +58% from 2018
- Inferred +44% from 2018

2023 MRE[5]:
- *899.7kt Cu M&I*
- *141.3kt Cu Inferred*

86% of total resource tonnes now in M&I categories

(1) See disclosure from press release dated January 12, 2017 "Coro Reports Maiden Resource Estimate for the Marimaca Project", NI 43 -101 "Technical Report for the Marimaca Copper Project, Antofagasta Province, Region II, Chile" February 2017; (2) See disclosure from press release dated April 12, 2018 "Coro Reports a Significantly Increased Resource Estimate for the Marimaca Claim", NI 43 -101 Technical Report "Updated Resource Estimate for the Marimaca Copper Project, Antofagasta Province Region II, Chile" May 2018 (3) See disclosure from press release dated December 2, 2019 "Coro Announces Substantial Increase in Resources; Development Studies Underway", NI 43-101 Technical Report "Updated and Expanded Resource Estimate for the Marimaca Copper Project, Antofagasta Province Region II, Chile" January 2020 (4) See disclosure from press release dated October 13, 2022 "Marimaca Announces Significant Increase in Mineral Resources at the Marimaca Copper Project", NI 43-101 Technical Report "Updated and Expanded Resource Estimate for the Marimaca Copper Project, Antofagasta Province Region II, Chile" November 2022. The 2023 MRE is the Company's current technical report and can be found on SEDAR at www.sedar.com under the Company's profile. (5) See the 2023 MRE press release dated May 18, 2023 and 2023 MRE Technical Report on SEDAR and also the independent technical expert's report in Marimaca's prospectus released on ASX on 31 March 2025. The 2023 MRE was prepared in accordance with National Instrument 43-101 and the 2012 Edition of the JORC Code.

For personal use only

Marimaca Projects: 2025 / 2026 Work Programs

Exploration and Development in Parallel

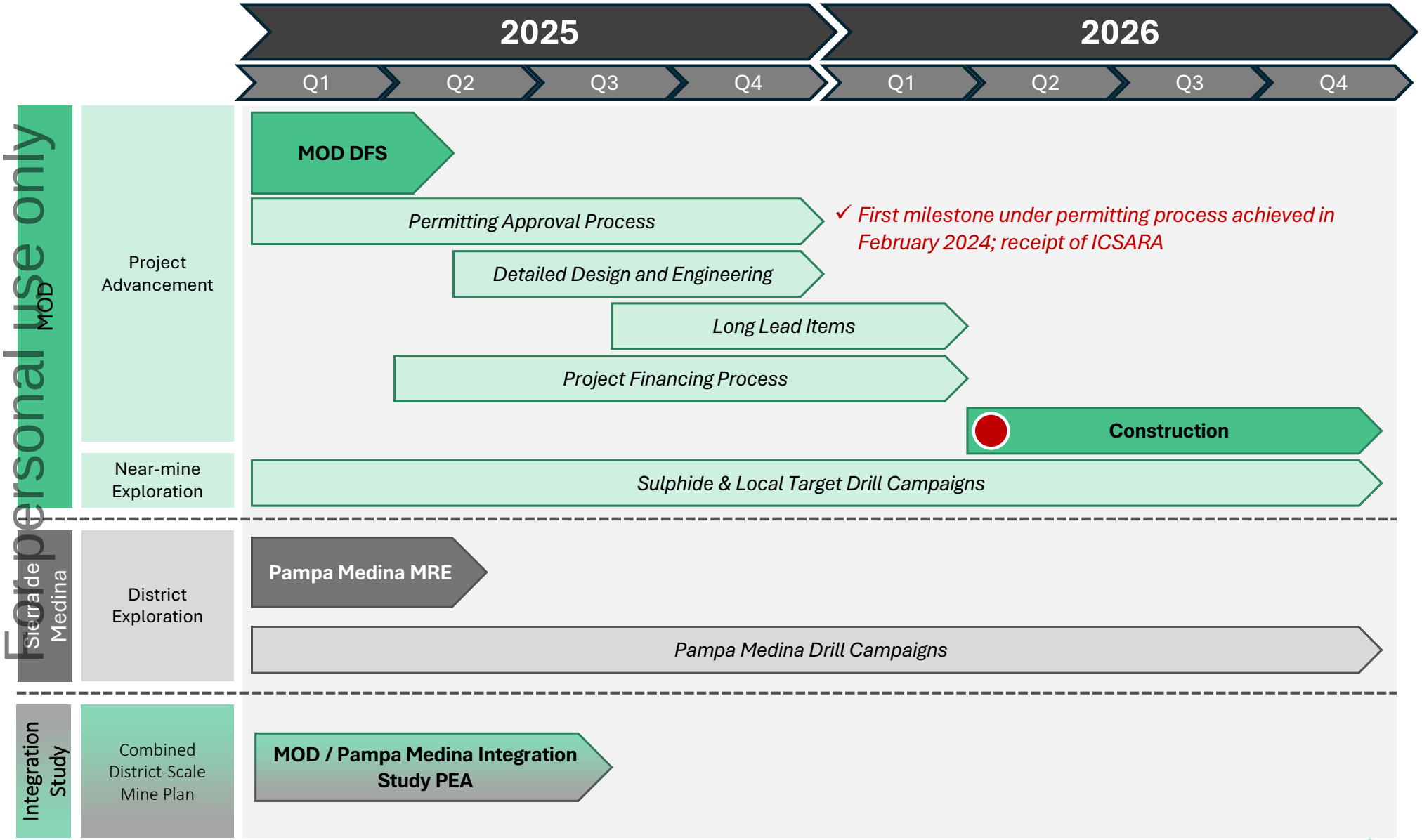

For personal use only

MOD: 2023 Resource Update – De-risking Milestone

86% of total resource tonnes now in Measured and Indicated categories

2023 MRE Plan View - MOD

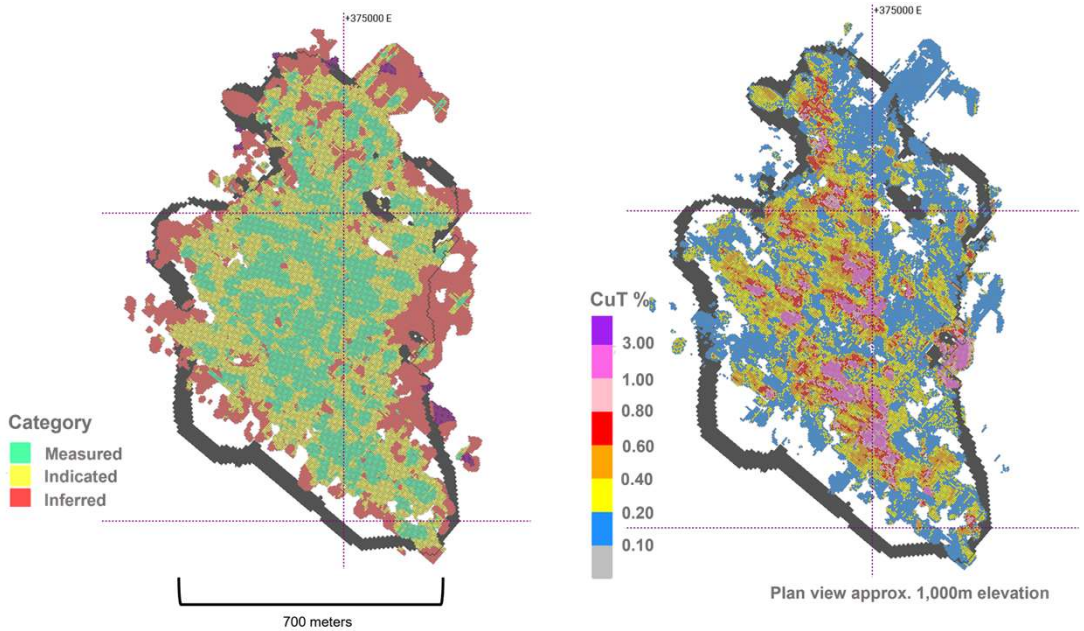

- **Significant conversion of Inferred tonnage and contained metal over the 2022 MRE**
  - 44% increase in M&I Resource tonnes to 200Mt at 0.45% CuT for 900kt of Contained Copper
- **Establishes Marimaca as one of the largest copper discoveries globally in the last decade**
  - Opportunities for large production scale supported by resource growth
- **Low strip ratio and with all resources captured in a single continuous pit**
  - Low pre-strip and LOM strip ratio expected to drive significant cost advantages

2023 MRE (0.15% CuT cut off grade)

Mineral Resource Category and Type	Quantity	CuT	CuS	CuT	CuS
	(kt)	(%)	(%)	(t)	(t)
Total Measured	96,954	0.49	0.28	473,912	268,628
Total Indicated	103,358	0.41	0.21	425,797	219,690
Total M&I	**200,312**	**0.45**	**0.24**	**899,709**	**488,319**
Total Inferred	**37,289**	**0.38**	**0.15**	**141,252**	**55,802**

M&I Resource Ratio

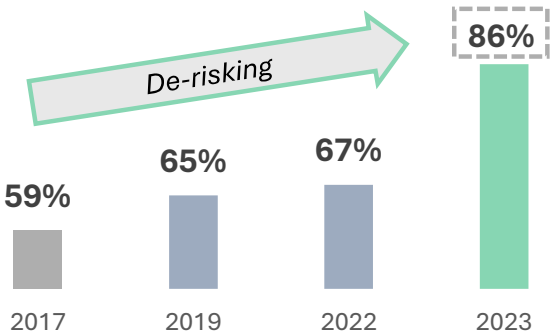

Pit shell constrained resources with demonstrated reasonable prospects for eventual economic extraction (RPEEE) are generated using series of Lerchs-Grossmann pit shell optimizations completed by NCL. CuT means total copper and CuS means acid soluble copper. Technical and economic parameters include: copper price US$4.00/lb; base mining cost US$1.51/t (avg. $1.76/t); HL processing cost US$5.94/t (incl. G&A); ROM processing cost US$1.65/t (incl. G&A); selling cost US$0.16/lb Cu; heap leach recovery 76% of CuT; ROM recovery 40% of CuT; and 42°-52° pit slope angle/ With the economic parameters stated above, the Cut-Off grade of the Mineral Resource Estimate is approximately 0.15% CuT. See the 2023 MRE press release dated May 18, 2023 and 2023 MRE Technical Report on SEDAR and also the independent technical expert's report in Marimaca's prospectus released on ASX on 31 March 2025.

For personal use only

Marimaca Oxide Deposit: Why is it unique?

Location & access to infrastructure / utilities deliver lower execution risk

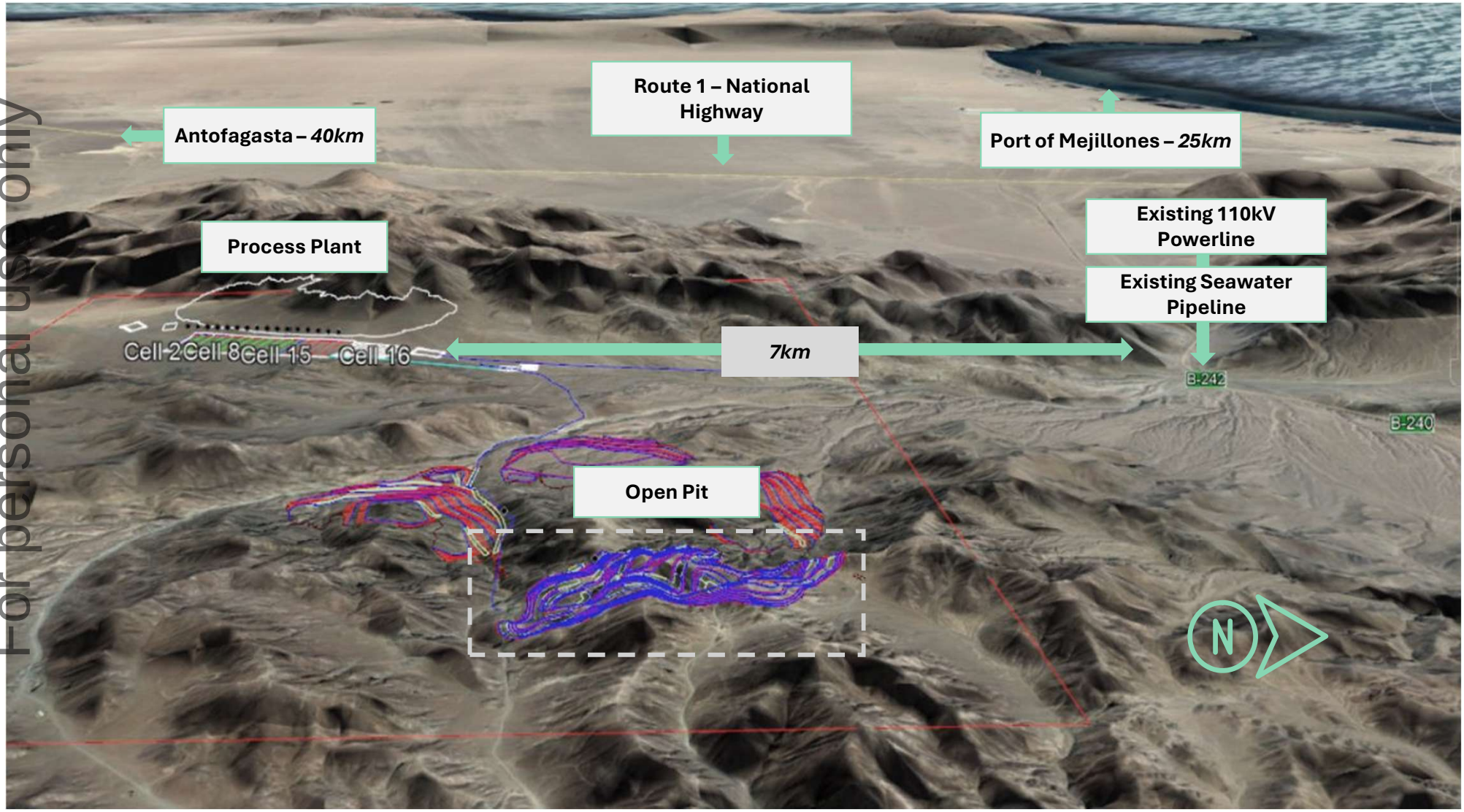

For personal use only

Note: Marimaca Copper Project infrastructure shown per 2020 PEA layout. ***The 2020 PEA no longer reflects the current economic potential of the project, should be seen as historical in nature and should not be relied upon. As the 2020 PEA is no longer current, information contained therein related to an "advanced property" as defined in NI 43-101 is no longer relevant. The 2023 MRE is the Company's current technical report and can be found on SEDAR under the Company's profile.***

MOD Mining: Simple Open Pit Mining

Favorable deposit geometry has potential to improve economics

For personal use only

→ **Low strip ratio with ore body exposed at surface**

- Favorable geometry of ore body has further reduced strip from MRE

→ **High grade zones from surface expected to be accessible early years of development**

- Green oxides with strong met recoveries
- Improves early years head grade delivered to leach pads
- Shortens payback period
- Improves economics

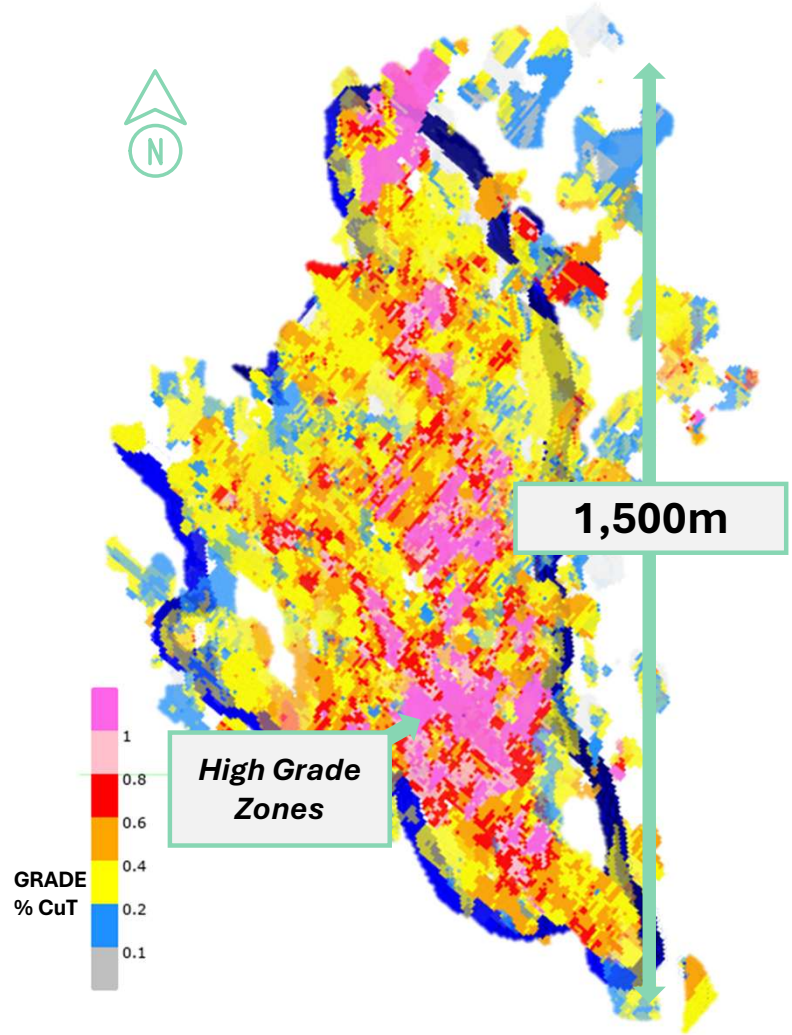

Plan view, 980m elevation

Note: The 2020 PEA no longer reflects the current economic potential of the project, should be seen as historical in nature and should not be relied upon. As the 2020 PEA is no longer current, information contained therein related to an "advanced property" as defined in NI 43-101 is no longer relevant. The 2023 MRE is the Company's current technical report and can be found on SEDAR under the Company's profile.

MOD Processing: Simple SX-EW Processing

Low complexity processing supports robust project economics

Marimaca PEA flowsheet

For personal use only

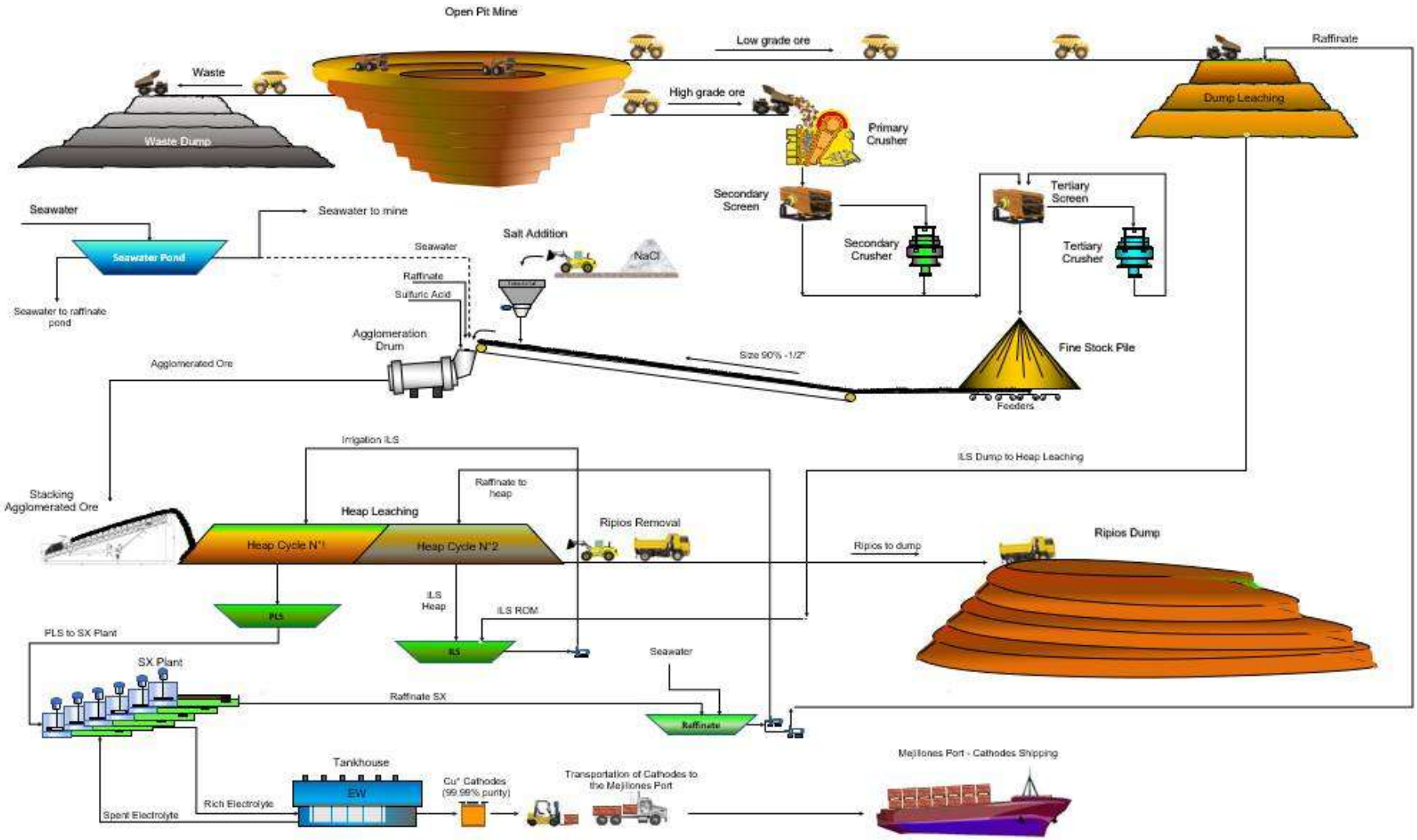

Note: Marimaca Copper Project infrastructure shown per 2020 PEA layout which may or may not be similar or relevant for the Company's planned Definitive Feasibility Study. ***The 2020 PEA no longer reflects the current economic potential of the project, should be seen as historical in nature and should not be relied upon. As the 2020 PEA is no longer current, information contained therein related to an "advanced property" as defined in NI 43-101 is no longer relevant. The 2023 MRE is the Company's current technical report and can be found on SEDAR under the Company's profile.***

Marimaca Oxides: Extensive Met Work Completed

Marimaca has completed rigorous met testing on materials across the deposit

Tests completed on **materials from across the full extent of the deposit** and **addressed all defined mineral subzones**

1. **Addressed all key operating parameters for heap leach operations**
   - Agglomeration characteristics
   - Granulometry
   - Column height
   - Irrigation rates
   - Acid consumptions
   - Testing with and without seawater
   - Extensive variability study
   - SX Pilot Plant study complete

2. **7 phases of column testing complete**
   - 4m height columns in Phase VII
   - 1.5m columns at different operating parameters
   - 30cm "mini" columns

→ **Seven extensive phases of met testing complete**

→ **Geometallurgical model development now complete and will underpin planned DFS recovery and acid consumption assumptions**

For personal use only

Marimaca: Two-Pronged Strategy

Exploration and Development in Parallel

For personal use only

Project Advancement

Continued de-risking of the MOD

- Project permit submitted – target FID in H1 2026
- Phase 7 metallurgical program near complete
- Water supply engagement complete – water option agreement signed
- Strong expected resource/reserve conversion
- Definitive Feasibility Study (DFS) underway, led by Ausenco

Exploration Potential

NEAR MINE EXPLORATION

Sulphide potential below oxides
Oxide extensions at depth and along strike

Drill campaigns underway at multiple identified targets

DISTRICT SCALE EXPLORATION

Advance 'hub and spoke' district development plan to define future satellite resource potential

Pampa Medina MRE underway, targeting release in Q2 2025

Integration Study for Sierra de Medina region underway, expected release in Q3 2024

Exploration focus on adding complimentary resources to the MOD with parallel de-risking and development of Marimaca Oxide Project as quickly as possible

Complementary Resources: District Scale Potential

Strong 'repetition' style discovery potential

Compelling complimentary resource potential adding leachable resources to the MOD production capacity

For personal use only

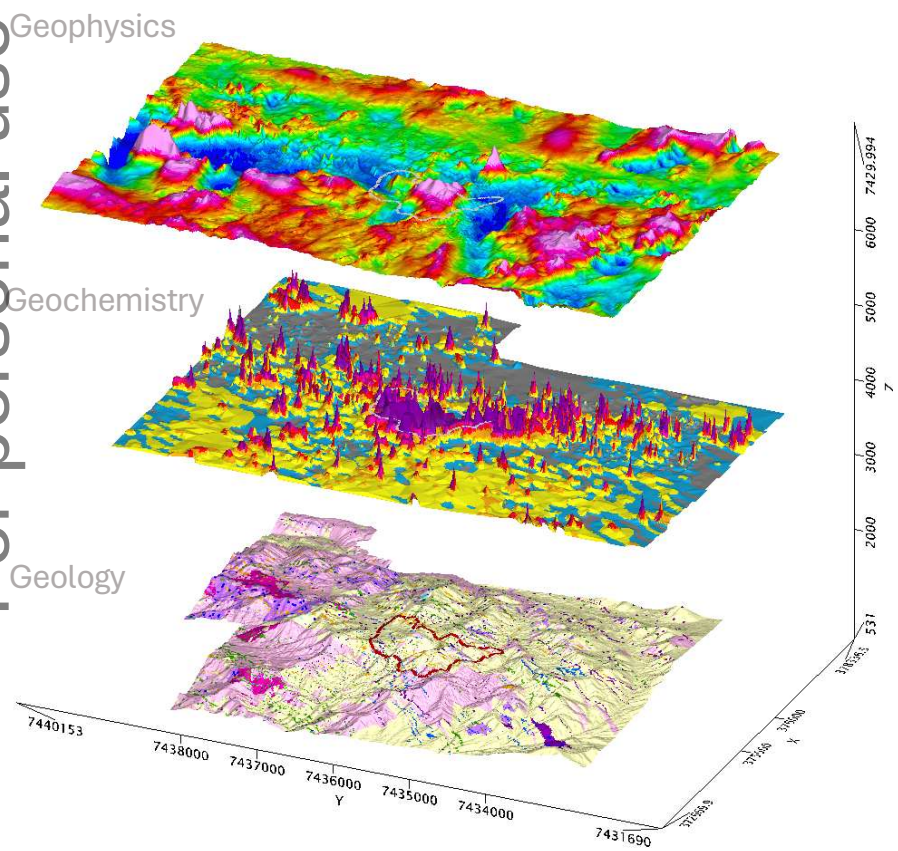

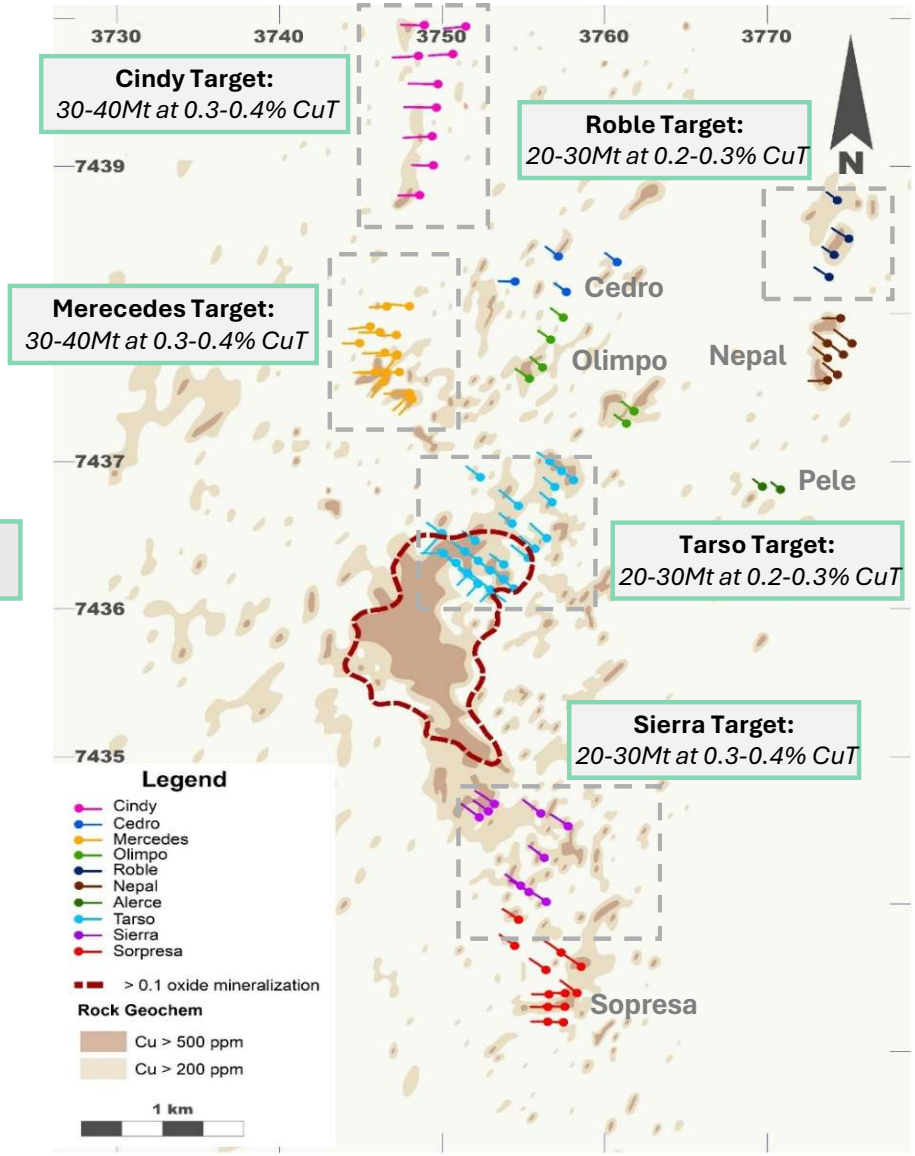

The potential quantity and grade presented in the exploration target ranges are conceptual and have insufficient exploration and drill density to define a Mineral Resource. At this stage, it is uncertain if further exploration will result in the targets being delineated as a Mineral Resource. The exploration target is not being reported as part of any Mineral Resource or Ore Reserve. Estimates of exploration targets are not Mineral Resources and are too speculative to meet the NI 43-101 and JORC reporting standards for Mineral Resources. Cautionary Statement: The potential quantity and grade of the above Exploration Targets is conceptual in nature. There has been insufficient exploration to estimate a Mineral Resource. It is uncertain if further exploration will result in the estimation of a Mineral Resource. Exploration targets are based on volumetric calculations derived from RC drilling completed at each target, and a density assumption of 2.6g/cm3. Grade ranges were derived from the weighted average grades of mineralized intervals

Complementary Resources: Sierra de Medina Region

Compelling district scale potential through exploration

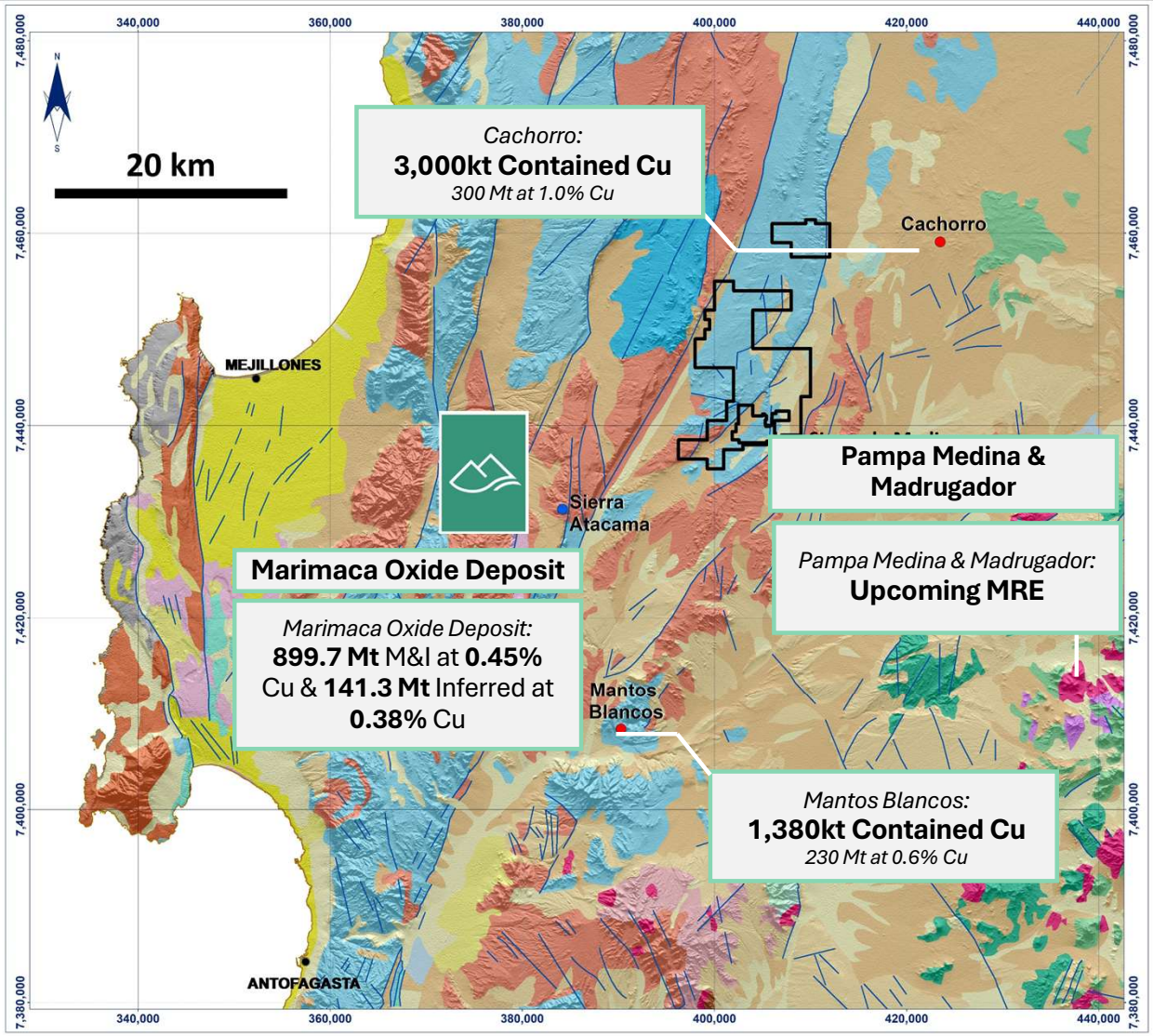

Sierra de Medina Claim Block Geological Setting

Taken from SERNAGEOMIN 1:1,000,000 Chile Geologic Map, 2003

Regional Structural & Geological Units

- Undifferentiated Upper Tertiary-Quaternary sediments
- Lower Tertiary Volcanics
- Cretaceous Lower Tertiary Intrusives
- Cretaceous Volcanics
- Lower Cretaceous Marine Sediments
- Jurassic Intrusions
- Jurassic – Volcanics and sediments
- Lower Jurassic – Upper Triassic Sediments
- Paleozoic Sediments
- Paleozoic-Triassic Mejillones Metamorphic Complex
- Faults

For personal use only

Complementary Resources: Sierra de Medina Region

Compelling district scale potential through exploration

Pampa Medina & Madrugador Acquisitions

- Both located ~25km from the planned MOD processing plant as defined in the ongoing DFS
- High grade, shallow, open-pitable historical oxide resource which may be complementary to the MOD development
- Maiden resource (upgrade of historical) planned for Q1 2025

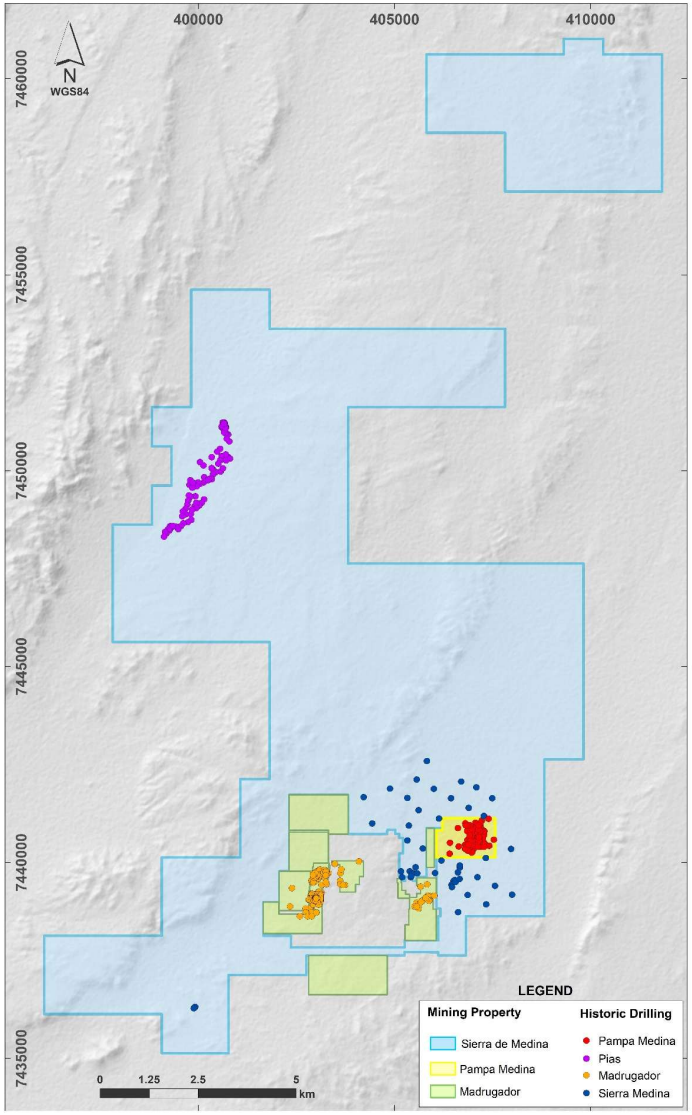

For personal use only

Complementary Resources: Pampa Medina

Priority drilling target for 2025

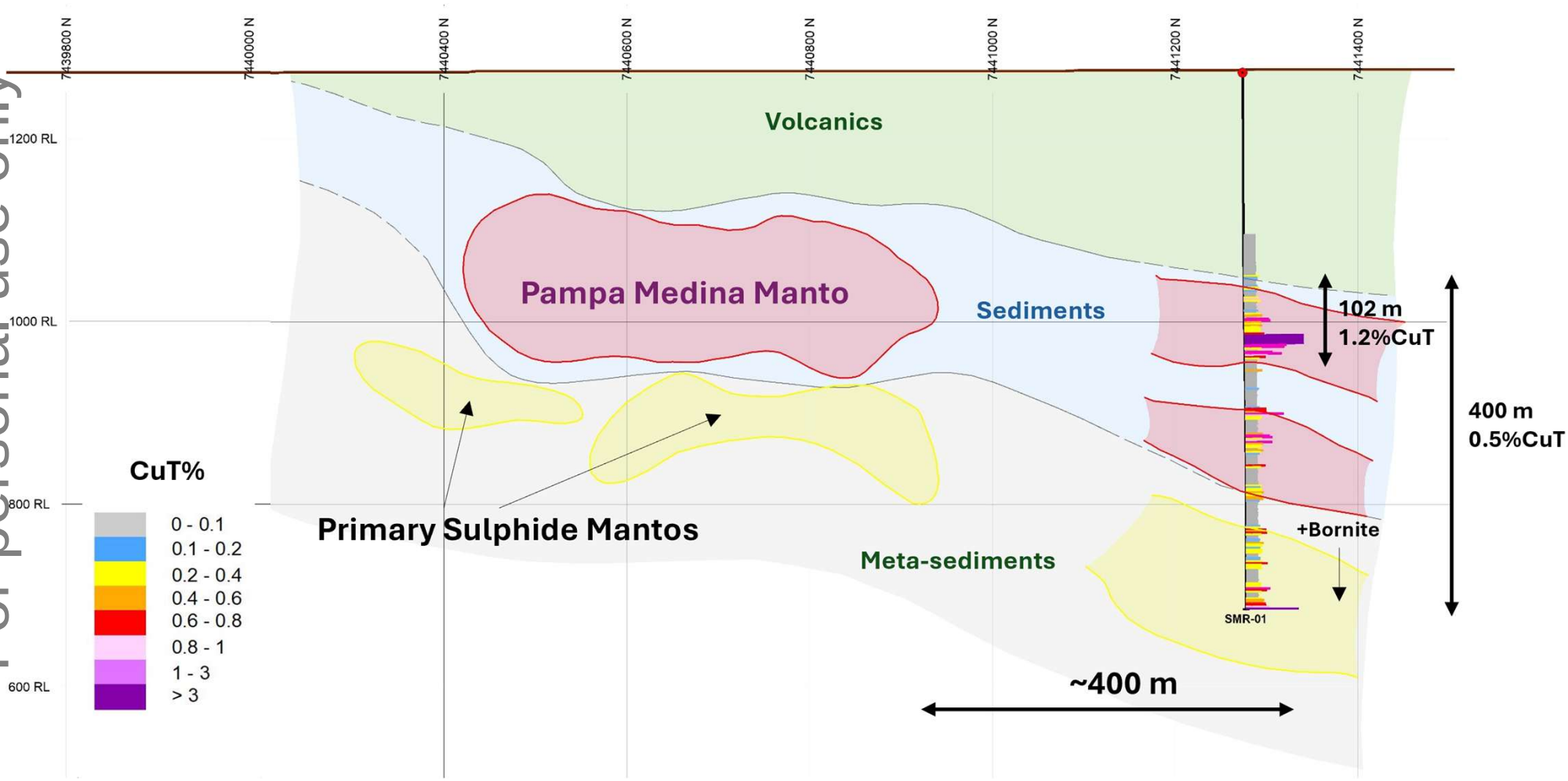

For personal use only



marimaca
COPPER CORP.

Tier 1 Location

District Scale Vision

Green Copper

Low Execution Risk

For personal use only

Marimaca: Summary

Advancing Development & Outstanding Potential

→ **A unique development stage copper asset with a clear development pathway**

- Release of MOD DFS targeted for Q2 2024 and Integration Study by Stantec with Pampa Medina is underway
- Confirmation of permitting under the DIA route, fast-tracking the permitting process for the project

→ **Outstanding exploration and resource growth potential both at the MOD and on a district scale**

- Total M&I 899.7Mt & Inferred 141.3Mt, more than 85% of mineral resource classified within M&I category
- Targeting an increase in project scale through resource and district scale growth

→ **'Green copper' development project with leading carbon emissions targets**

- First quartile of global copper mine site emissions intensity
- Recycled seawater plant permit secured

→ **Low execution risk given Tier 1 location and access to infrastructure**

- Chile is consistently rated highly amongst other key copper producing countries
- Close proximity to first-class utilities and infrastructure, and ~25km from port

For personal use only

marimaca
COPPER CORP.

Appendices

Experienced Board

Experienced and invested Board and management team

Deep experience in copper and Chile

Leading explorational, regional and financial experience

For personal use only

Michael Haworth

Non-Executive Chairman

- Nearly 30 years in resources across advisory and investment
- Co-founder of Greenstone Resources

Hayden Locke

CEO, President & Director

- Over 15 years' experience in mining and finance
- Former Head of Corporate for Papillon Resources, CEO of Emmerson Plc

Clive Newall

Non-Executive Director

- Co-founder of First Quantum
- Geologist by training
- Broad experience in exploration, construction and production in copper

Tim Petterson

Non-Executive Director

- Deep mining industry experience spanning research, finance and corporate
- Founder and Exec-Chair of Minera Cobre

Colin Kinley

Non-Executive Director

- Internationally respected explorationist
- Currently CEO Kinley & Exploration and Founder and COO of Eco Atlantic

Giancarlo Bruno

Non-Executive Director

- Significant operating experience in Chile
- Former CEO of Mantos Copper SA and VP Chile for Capstone Copper

Alan Stephens

Non-Executive Director

- Co-founded MCC in 2005
- Exploration geologist, former VP of Exploration for First Quantum

Kieran Daly

Non-Executive Director

- 25+ years in various executive, commercial and operational roles in the mining industry
- Currently Managing Director of Assore International Holdings

Experienced Management

Experienced and invested Board and management team

Deep experience in copper and Chile

Leading explorational, regional and financial experience

Hayden Locke

CEO, President & Director

- Nearly 20 years' experience as a senior executive in mining and finance
- Former Head of Corporate Development for Papillon Resources, CEO of Emmerson Plc

Sergio Rivera

Vice President of Exploration

- Over 30 years' experience in exploration geology
- Credited with several large copper discoveries including the Marimaca Deposit

Jose Antonio Merino

Managing Director, Chile and CFO

- 15 years of international and in-country experience across finance and M&A in natural resources
- Former General Manager of Business Development and M&A at SQM

Nico Cookson

Head, Corporate Development & Strategy

- Strong background in corporate finance, M&A and private equity
- Former Investment Professional at Appian Capital Advisory and Investment Banking at RBC Capital Markets

Solange Gonzalez

General Counsel and Company Secretary

- Significant experience in Chilean and international law, with a focus on M&A and mining
- Previously Executive Legal Manager and Falabella and corporate lawyer at Carey and Fasken

Oscar Valenzuela

Vice President of Projects

- Over 35 years' experience in senior operational roles within the mining industry
- Previously Director of Projects for Capstone Copper at Mantos Blancos and Mantoverde

Alexis Munoz

Vice President of Project Execution

- Nearly 30 years' experience in managing the construction and execution of large-scale projects
- Recently managed construction for Capstone Copper's Mantoverde project

For personal use only

Corporate Structure

LTM share price performance

Capital Structure

Stock Exchange	TSX "MARI" ; OTCQX "MARIF"
Market Cap	C$544 million (C$5.38 share price)
Shares Out	101,167,684 (As of Mar 20 2025)
Options / Warrants	14,182,872 (As of Mar 20 2025)
Cash	US$22.6m (Dec 31 2024)
Debt	$0.0m
Shareholders	Greenstone 25.3% Assore 15.0% Ithaki Limited 9.5% Mitsubishi Corp. 4.6%

Board

Michael Haworth	Non-Executive Chairman
Hayden Locke	CEO, President & Director
Colin Kinley	Lead Independent Director
Clive Newall	Non-Executive Director
Tim Petterson	Non-Executive Director
Alan Stephens	Non-Executive Director
Kieran Daly	Non-Executive Director

Analyst Coverage

Beacon Securities	Michael Curran
BMO Capital Markets	Rene Cartier
Tamesis Partners	David Butler
Paradigm Capital	Jeff Woolley
Canaccord	Dalton Baretto
Cormark	Stefan Ioannou
Raymond James	Farooq Hamed
RBC Capital Markets	Sam Crittenden

For personal use only

2023 Mineral Resource Estimate

Cut-off grade (% CuT)	Measured			Indicated			Measured + Indicated			Inferred		
	Quantity kt	CuT [%]	CuS [%]	Quantity kt	CuT [%]	CuS [%]	Quantity kt	CuT [%]	CuS [%]	Quantity kt	CuT [%]	CuS [%]
0.40	44.0	0.77	0.44	37.5	0.69	0.38	81.6	0.73	0.41	12.1	0.64	0.24
0.30	60.2	0.65	0.38	55.5	0.58	0.31	115.7	0.62	0.35	18.8	0.54	0.21
0.22	77.8	0.56	0.32	77.0	0.49	0.26	154.9	0.53	0.29	27.2	0.45	0.18
0.20	83.0	0.54	0.31	83.8	0.47	0.25	166.8	0.50	0.28	30.2	0.43	0.17
0.18	88.3	0.52	0.30	91.3	0.44	0.23	179.6	0.48	0.26	33.0	0.41	0.16
0.15	97.0	0.49	0.28	103.4	0.41	0.21	200.3	0.45	0.24	37.3	0.38	0.15
0.10	113.3	0.44	0.24	127.6	0.36	0.18	241.0	0.39	0.21	46.6	0.33	0.13
0.00	146.1	0.35	0.19	178.2	0.27	0.14	324.3	0.31	0.16	72.0	0.24	0.09

For personal use only

Discovery cost under US 2 cents/ lb copper

Pit shell constrained resources with demonstrated reasonable prospects for eventual economic extraction (RPEEE) are generated using series of Lerchs-Grossmann pit shell optimizations completed by NCL. CuT means total copper and CuS means acid soluble copper. Technical and economic parameters include: copper price US$4.00/lb; mining cost US$1.51/t; HL processing cost US$5.94/t (incl. G&A); ROM processing cost US$1.65/t (incl. G&A); selling cost US$0.16/lb Cu; heap leach recovery 76% of CuT; ROM recovery 40% of CuT; and 42°-52° pit slope angle. With the economic parameters stated above, the Cut-Off grade of the Mineral Resource Estimate is approximately 0.15% CuT. Mineral resources which are not mineral reserves do not have demonstrated economic viability. Due to the uncertainty which may attach to inferred mineral resources, it cannot be assumed that all or any part of an inferred mineral resource will be upgraded to an indicated or measured mineral resource as a result of continued exploration.

See the 2023 MRE Technical Report titled “Updated Mineral Resource Estimation for the Marimaca Copper Project, Antofagasta Region, Chile” dated June 26th 2023 and also the independent technical expert’s report in Marimaca’s prospectus released on ASX on 31 March 2025.

The information in this presentation that relates to Mineral Resources is based on information compiled by Luis Oviedo, a Qualified Person under NI 43-101 and a Competent Person as defined by the JORC Code (2012) for disclosure related to the 2023 MRE. Mr Oviedo is a Principal Geologist with NCL and has sufficient experience relevant to the style of mineralization and type of deposit under consideration. He consents to the inclusion of the information in the form and context in which it appears.

2023 Mineral Resource Estimate by Mineralization

Mineral Resource Category and Type	Quantity (kt)	CuT (%)	CuS (%)	CuT (t)	CuS (t)
Measured					
Brochantite	31,293	0.62	0.45	194,890	141,442
Chrysocolla	24,252	0.44	0.33	105,594	79,863
Wad/Black oxides	10,727	0.29	0.15	30,599	16,116
Mixed	18,626	0.51	0.13	95,159	23,431
Enriched	12,056	0.40	0.06	47,669	7,776
Total Measured	**96,954**	**0.49**	**0.28**	**473,912**	**268,628**
Indicated					
Brochantite	29,084	0.56	0.41	162,753	117,847
Chrysocolla	13,591	0.38	0.28	51,332	37,674
Wad/Black oxides	19,880	0.28	0.15	56,382	29,649
Mixed	17,193	0.41	0.11	71,109	18,654
Enriched	23,611	0.36	0.07	84,221	15,867
Total Indicated	**103,358**	**0.41**	**0.21**	**425,797**	**219,690**
Measured and Indicated					
Brochantite	60,376	0.59	0.43	357,643	259,290
Chrysocolla	37,843	0.41	0.31	156,927	117,536
Wad/Black oxides	30,607	0.28	0.15	86,981	45,765
Mixed	35,819	0.46	0.12	166,268	42,085
Enriched	35,667	0.37	0.07	131,891	23,643
Total Measured and Indicated	**200,312**	**0.45**	**0.24**	**899,709**	**488,319**
Inferred					
Brochantite	4,950	0.46	0.32	22,892	15,710
Chrysocolla	4,488	0.36	0.26	16,250	11,695
Wad/Black oxides	8,727	0.29	0.15	25,180	12,799
Mixed	5,979	0.36	0.11	21,548	6,541
Enriched	13,145	0.42	0.07	55,381	9,057
Total Inferred	**37,289**	**0.38**	**0.15**	**141,252**	**55,802**

Pit shell constrained resources with demonstrated reasonable prospects for eventual economic extraction (RPEEE) are generated using series of Lerchs-Grossmann pit shell optimizations completed by NCL. CuT means total copper and CuS means acid soluble copper. Technical and economic parameters include: copper price US$4.00/lb; mining cost US$1.51/t; HL processing cost US$5.94/t (incl. G&A); ROM processing cost US$1.65/t (incl. G&A); selling cost US$0.16/lb Cu; heap leach recovery 76% of CuT; ROM recovery 40% of CuT; and 42°-52° pit slope angle. With the economic parameters stated above, the Cut-Off grade of the Mineral Resource Estimate is approximately 0.15% CuT. Mineral resources which are not mineral reserves do not have demonstrated economic viability. Due to the uncertainty which may attach to inferred mineral resources, it cannot be assumed that all or any part of an inferred mineral resource will be upgraded to an indicated or measured mineral resource as a result of continued exploration.

See the 2023 MRE Technical Report titled "Updated Mineral Resource Estimation for the Marimaca Copper Project, Antofagasta Region, Chile" dated June 26th 2023 and also the independent technical expert's report in Marimaca's prospectus released on ASX on 31 March 2025.

For personal use only

The information in this presentation that relates to Mineral Resources is based on information compiled by Luis Oviedo, a Qualified Person under NI 43-101 and a Competent Person as defined by the JORC Code (2012) for disclosure related to the 2023 MRE. Mr Oviedo is a Principal Geologist with NCL and has sufficient experience relevant to the style of mineralization and type of deposit under consideration. He consents to the inclusion of the information in the form and context in which it appears.

Marimaca Copper – Commitment to Sustainability

For personal use only

Health, Safety and Security

The health, safety and wellbeing of our employees is at the forefront of everything we do. We implement the highest standards of safety to mitigate risks.

Constructive Stakeholder Engagement

We value the trust and support from our local stakeholders. We endeavor to work collaboratively with them to deliver shared value.

Transparency & Accountability

Transparent corporate governance ensures we are accountable to all our stakeholders. We strive to ensure that appropriate checks and balances are carried out to safeguard ownership at all levels of the business.

Our People

We are committed to employing locally, upskilling our workforce, respecting all cultures and promoting diversity and inclusion.

Environmental Stewardship

We operate in an environmentally responsible manner, minimizing the impact of our activities and, where possible, aiming to improve and enhance the environment in which we operate.

Sustainable Development

In exploration, development and eventual production, sustainable practices are of paramount importance.

For personal use only

CHILE'S NEW COPPER DISCOVERY

Advancing Development With District Scale Potential

marimaca

COPPER CORP.