MARCH QUARTERLY ACTIVITIES REPORT

Delta Lithium Limited (ASX: DLI) ("**Delta**" or the "**Company**") is pleased to provide the following report on activities undertaken during the March Quarter, 2025.

March Quarter Highlights

- **Updated Mineral Resource Estimate (MRE) at the Yinnetharra Lithium and Tantalum Project** incorporating recent infill drilling at the Malinda Prospect and initial drilling at Jameson:
  - **140%** increase in the **Indicated lithium Mineral Resource at Malinda, now totalling 16.1Mt @ 1.0% Li_2O** (at 0.5% Li_2O cut-off), based on an average 40m x 40m drill spacing
  - **Total updated lithium MRE of 21.9Mt @ 1.0% Li_2O and 75ppm Ta_2O_5** (at 0.5% Li_2O cut-off), representing a 15% reduction in tonnes, due to refined wireframe boundaries and pegmatite morphology changes within the previous Inferred resource
  - Includes a **Maiden MRE at Jameson of 0.8Mt @ 1.66% Li_2O** (at 0.5% Li_2O cut-off)
  - **Total Tantalum MRE at Malinda of 39.4Mt @ 102ppm Ta_2O_5** representing a **152% increase in contained Tantalum metal**
- **Combined lithium and tantalum MRE for Yinnetharra and Mt Ida Projects updated to:**
  - **36.5 Mt @ 1.1% Li_2O** (at a 0.5% Li_2O cut-off)
  - **54.0 Mt @ 126ppm Ta_2O_5** (at a 65ppm Ta_2O_5 cut-off for Yinnetharra tantalum MRE, remainder is constrained within the lithium MREs without a Ta_2O_5 cut-off value) (See Table 3 for a detailed breakdown of Group MRE)
- **Completion of the 4-stage drill program with aim to update the Mt Ida Gold project Mineral Resource Estimate of 752koz @ 3.5g/t in June Quarter**
- Works Approval application submitted to the Department of Water and Environmental Regulation (DWER) for the construction at Mt Ida of up to a **1.5Mtpa gold Processing Plant and Tailings Storage Facility (TSF)**
- Mt Ida is **fully permitted for open pit and underground mining** with an approved Mining Proposal, Mining Closure Plan and water abstraction license
- *Stay up to date at InvestorHub* https://investors.deltalithium.com.au/link/pegYNP

For personal use only

Commenting on the quarter, Managing Director of Delta Lithium, Mr James Croser said:

"Delta has continued to advance key workstreams at both Mt Ida and Yinnetharra throughout the quarter. Yinnetharra's updated MRE has increased our confidence at Malinda and provides for potential base-load feed at any future lithium processing operations. The M1 and M36 pegmatites contain a combined 14.6Mt of indicated resource, providing enough confidence to commence mining studies with the aim of delineating reserve tonnes. The M1 in particular has achieved a saleable SC6 concentrate in metallurgy test work undertaken by the Company and metallurgy testing has continued to advance.

"At Mt Ida, Delta continues advancing the Gold Project towards genuine standalone scale. The team completed the 4-stage extensional and regional drill program which provided outstanding results across Jupiter, Baldock, Bombay, and West Knell. Importantly, this program aims to update Mt Ida's Gold MRE in the June Quarter. Delta also submitted a Works Approval application to the Department of Water and

Environmental Regulation for the construction of up to a 1.5Mtpa gold Processing Plant and Tailings Storage Facility.

"The milestones we've achieved in recent months provides Delta a strong foundation for the year ahead and we are excited to share our continued success with our shareholders."

MT IDA GOLD PROJECT

Mt Ida is located approximately 100km northwest of Menzies, and approximately 225km by road from Kalgoorlie in Western Australia's prolific Eastern Goldfields mining region (Figure 1). The Project area resides on granted mining leases and is approved for open pit and underground mining at Baldock, which hosts the majority of the high-grade gold Mineral Resource at Mt Ida

The Mt Ida Gold Project is underpinned by a Mineral Resource Estimate (MRE) of **6.6 Mt @ 3.5g/t Au for 752,000 ounces** (at various cut-off grades)**.** This includes the **Baldock Area,** which is one of the **highest-grade undeveloped gold deposits in WA** containing **4.8Mt @ 4.4g/t Au for 674,000 oz.**

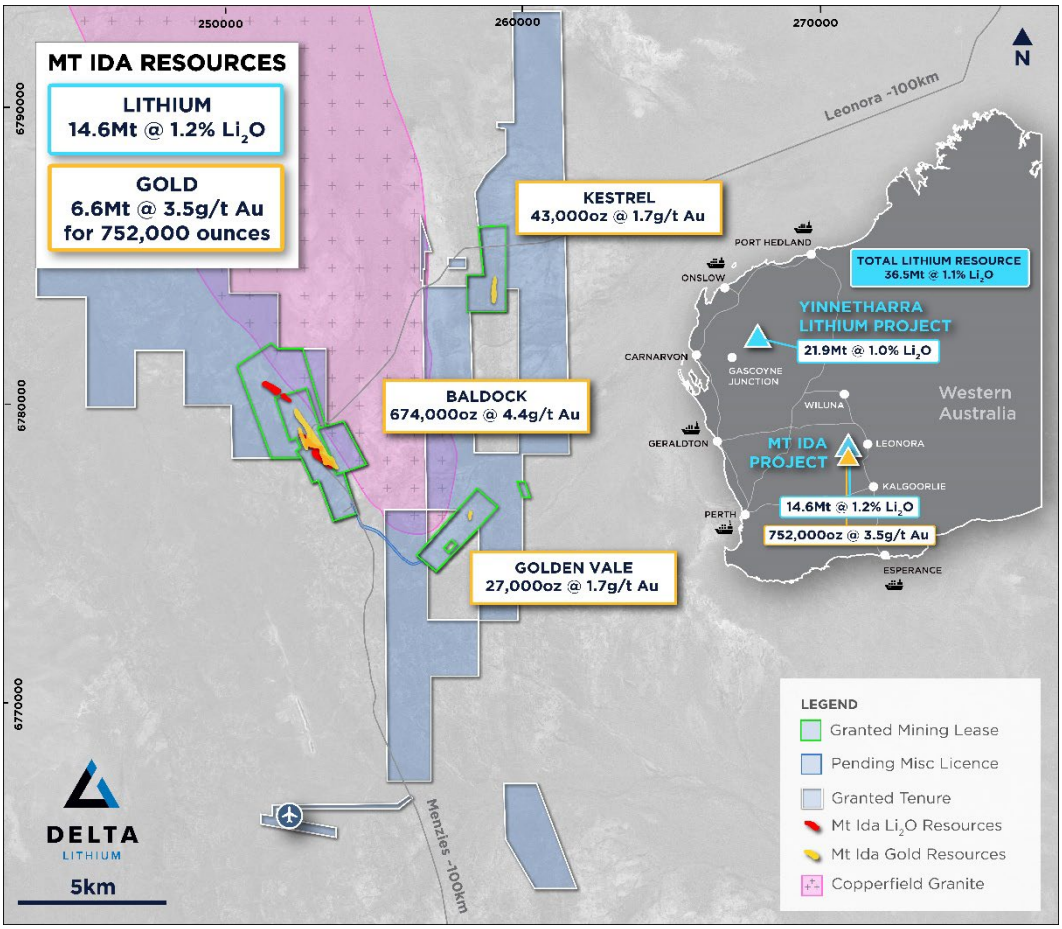

Figure 1: Location of Mt Ida Project with Gold and Lithium Resources stated

Mt Ida Resource Growth

Subsequent to the end of the quarter, the 4-stage extensional drill program was finalised delivering strong results and confirming more gold across the broader tenure of Mt Ida.

Delta's exploration results have been very promising and provide further confirmation of historical tenor and potential of the broader Mt Ida Gold Project. Additional Intercepts at Baldock continued to deliver

For personal use only

For personal use only

exceptional extensions to deep high-grade resources including the delineation of an additional en-echelon lode in the footwall of Lode 90 which hosts 504kt @ 6.9g/t Au for 112koz. – See Figure 2. This new lode is completely open to the South and will add to the current resource base at Baldock of 674koz @ 4.4g/t Au, which acts as the baseload of the Mt Ida Gold Project.

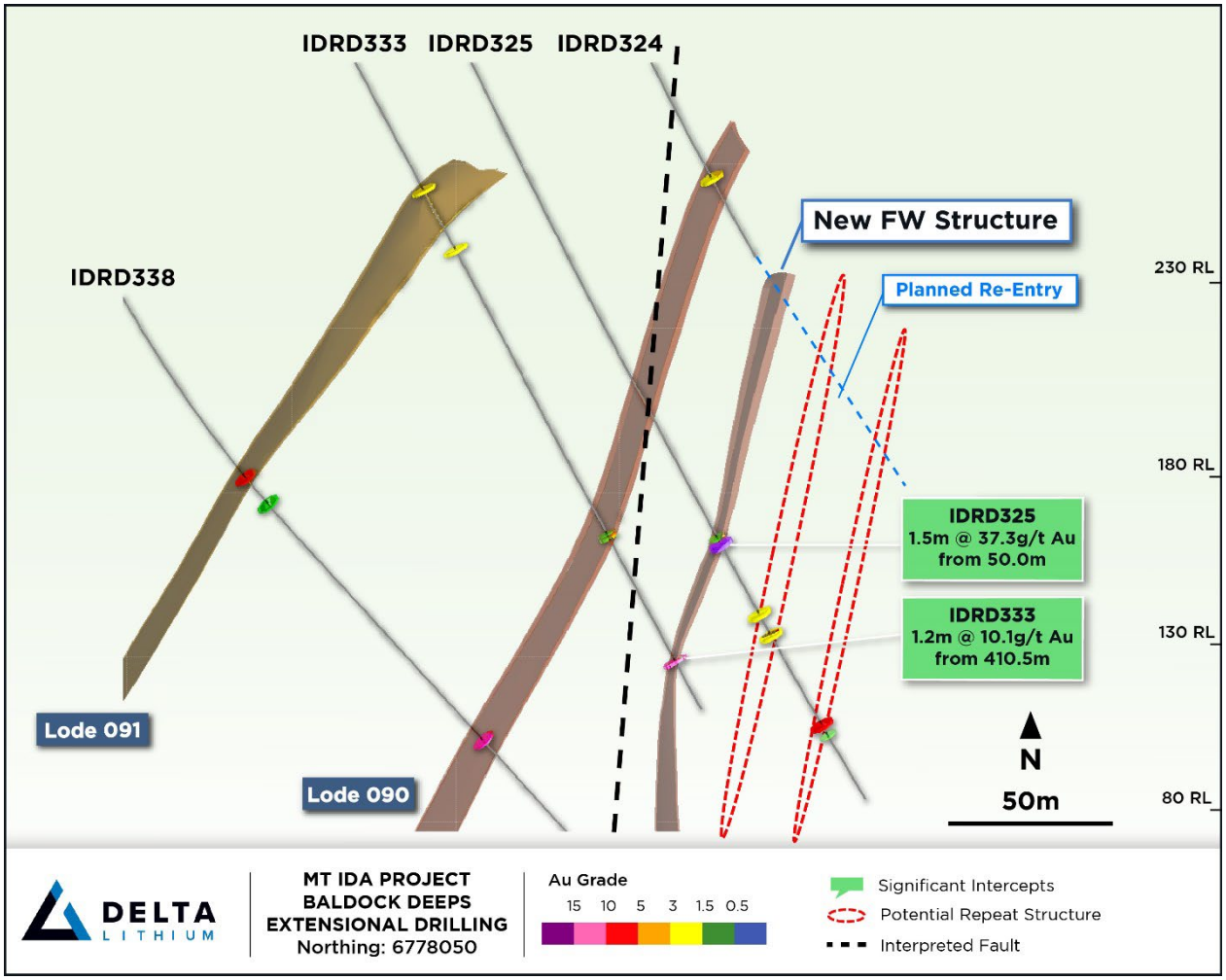

Figure 2: Cross- section showing Baldock deep lodes beyond the current MRE and new high-grade structure that remains open to the South

The Company believes this newly identified footwall lode beneath lode 90 presents a compelling exploration target and will be further tested by future drilling.

Previously released results from the extensional Baldock drilling include the following significant intercepts as shown in Table 1. See Figure 3 for illustration of these recent intercepts in relation to the current Mineral Resource Estimate at Baldock.

HoleID	From	To	Length	Au g/t	Cu_ppm
IDRD309	83	85	2	9.3	1966
IDRD310	197	198	1	6.5	555
IDRD329	325.92	326.42	0.5	13.4	2390
IDRD321	38	43	5	4.7	1615
IDRD327	308	309	1	8.8	466
IDRD330	140	141	1	9.3	186

For personal use only

HoleID	From	To	Length	Au g/t	Cu_ppm
IDRD333	410.5	411.72	1.22	10.1	4604
IDRD352	31	33	2	4.1	1714
IDRD362A	38	40	2	4.9	91
IDRD364	283	286	3	18.2	2265
IDRD368	17	24	7	2.9	892
IDRD373	240	242	2	4.1	116
IDRD384	244	245	1	5.8	44
IDRD387	177	180	3	3.3	1142
IDRD389	91	97	6	13.4	119
IDRD390	128	129	1	7.1	906

Table 1: Highlights of drill intercepts at Mt Ida from Baldock during the recent program

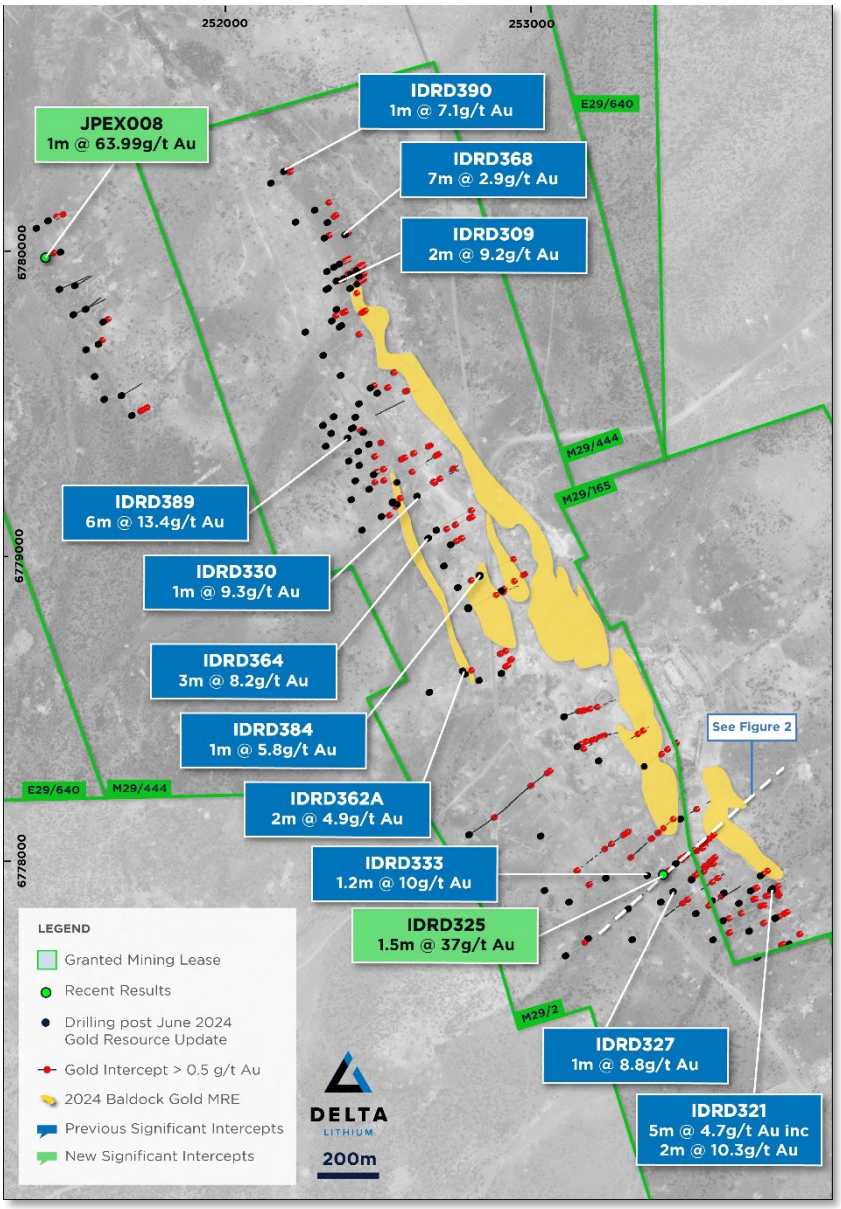

Figure 3: Plan view showing Stage 1 -3 Intercepts around the Baldock area and Jupiter to the Northwest

For personal use only

Stage 4 Regional Drilling

Initial assay results from the Company's priority regional prospects including Bombay, West Knell and Jupiter were extremely promising with high grade intercepts being reported from each prospect – see Table 2 and Figure 4 below.

HoleID	Prospect	From	To	Length	Au g/t	Cu_ppm
BYRD027	Bombay	148	151	3	7.9	795
JPEX008	Jupiter	45	46	1	64.0	341
WKEX025	West Knell	67	72	5	5.8	529
WKEX034	West Knell	74	80	6	4.4	595
WKEX039	West Knell	56	58	2	4.1	3352
WKEX040	West Knell	150	157	7	2.0	3386

Table 2: Highlights of recent regional drill intercepts at Mt Ida from Stage 4 drilling

Importantly, the Company continued to progress concurrent workstreams to accelerate Mt Ida's development including the submission of a Works Approval application to the Department of Water and Environmental Regulation to construct a gold Processing Plant and Tailings Storage Facility with the potential capacity of processing and tailings deposition of up to 1.5Mtpa.

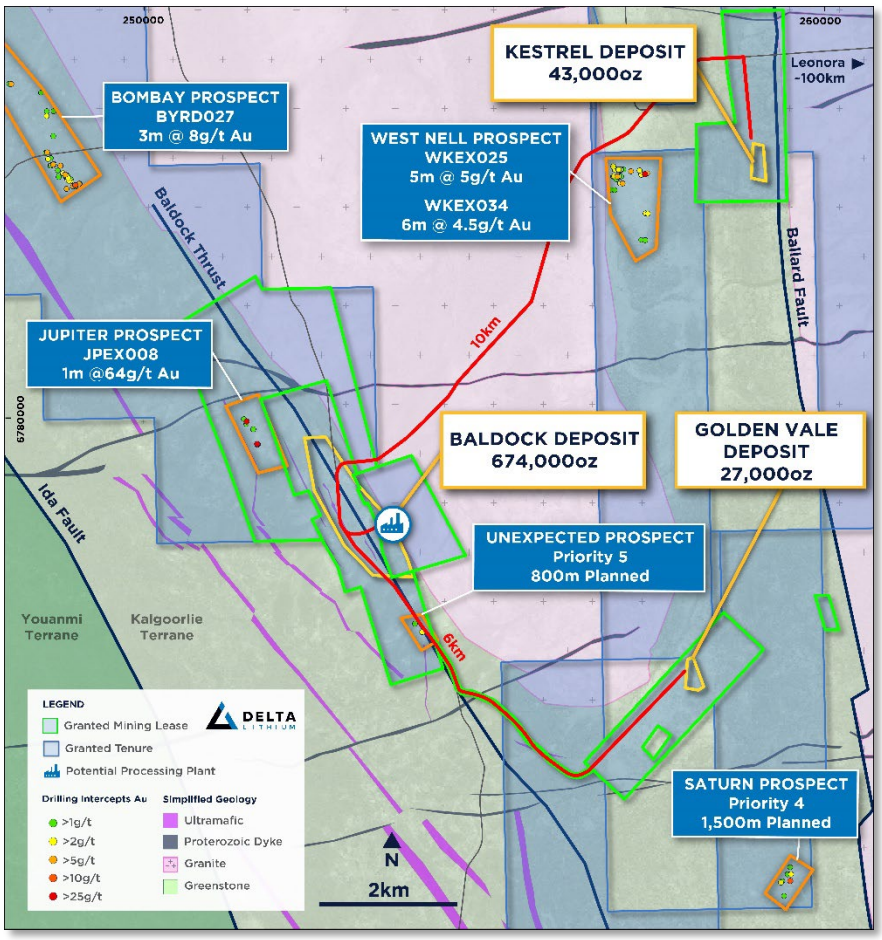

Figure 4: Plan view of regional prospects in relation to Baldock with some recent significant Intercepts

For personal use only

Delta's first drilling at West Knell has provided some excellent high-grade intercepts proving up local continuity from a historical interval of 5m @ 72g/t from 50.5m – see Figure 5.

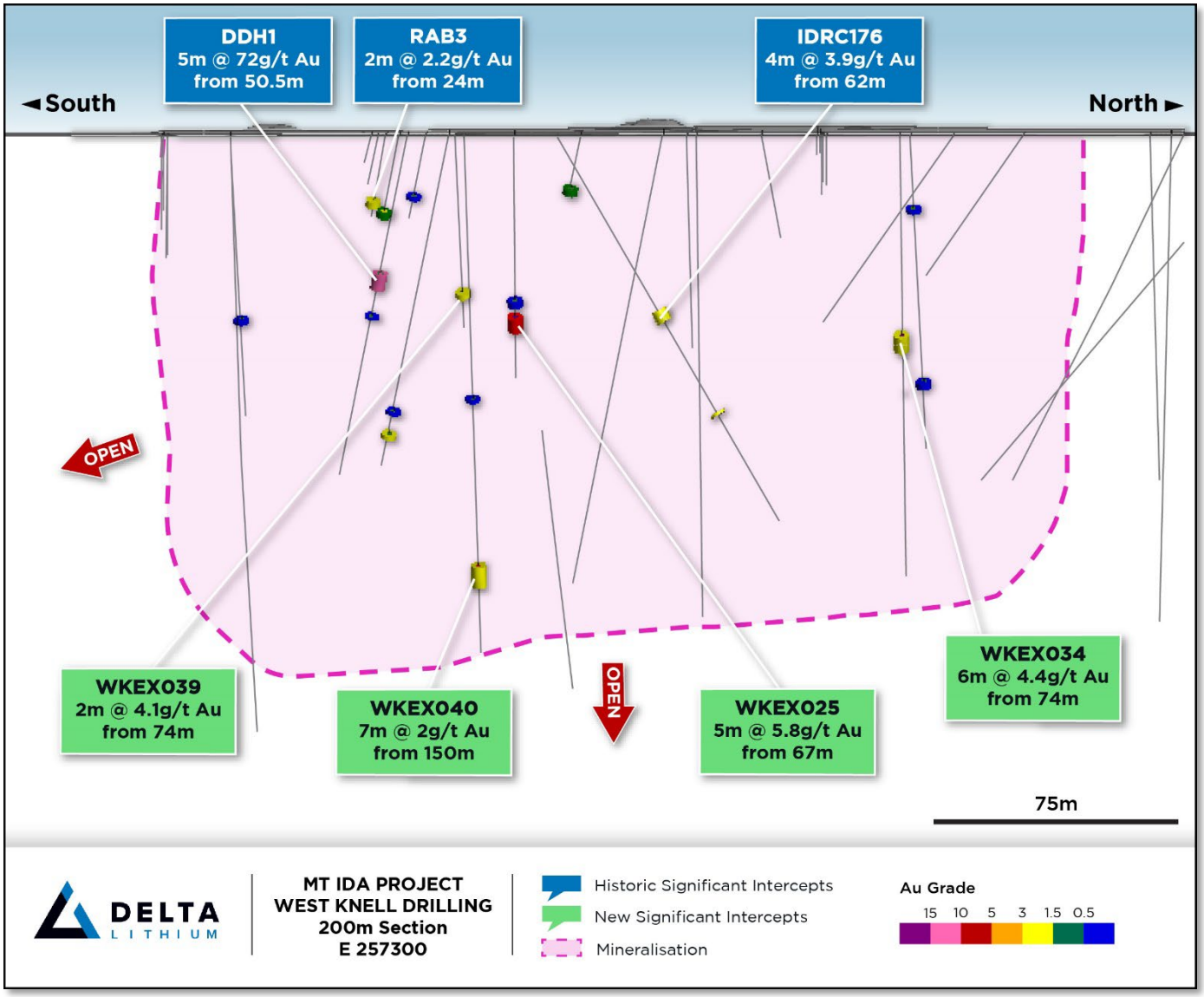

Figure 5: 200m wide West Knell section facing West showing previous and recent significant intercepts

All exploration results will feed into the updated Mineral Resource Estimate scheduled to be completed early in the June Quarter, which is planned to be followed by an infill resource conversion campaign. At the end of the quarter, there were still 26 holes undergoing testing in the lab while further drilling at the Saturn and Unexpected prospects commenced with the aim to further grow the Mt Ida regional resources.

For personal use only

Mt Ida Project Development

Delta submitted a Works Approval application for onsite gold treatment and tailings deposition, being the only outstanding permit required for Delta to construct a gold plant and TSF at Mt Ida.

The Works Approval application process may take up to six months. The timing of this submission and approval process aligns with ongoing workflows at Mt Ida, which are currently focused on completion of the current resource growth drilling and an updated MRE early in the June Quarter.

Future planning for Mt Ida includes the commencement of infill drilling, at Baldock in particular, and at sufficient density to underpin a multi-year Mining Plan and maiden Reserve statement. This planned infill drilling program will target the conversion of remaining inferred material up to 250m depth at Baldock to Indicated status, as well as geotechnical and metallurgical data collection to support a full Feasibility Study, inclusive of an onsite processing scenario for all potential ore production.

YINNETHARRA LITHIUM PROJECT

The Yinnetharra project is in the Gascoyne region of Western Australia targeting Lithium mineralisation. Delta Lithium has 1,769km of tenure owned outright and as Farm-in Joint Ventures. A maiden MRE was released in December 2023 of 25.7Mt @ 1% Li_2O. Farm-In Joint Venture Agreements have expanded the prospective stratigraphy to over 80km in length.

Yinnetharra Exploration and Resource Development

Results from infill drilling at the Malinda Prospect and initial Jameson exploration drilling supported the evaluation of an independent MRE prepared by Snowden Optiro. The updated Lithium MRE is 21.9Mt @ 1.0% Li_2O as announced on 31 March 2025.

This updated independent Lithium Mineral Resource Estimate was prepared by Snowden Optiro for the Malinda series, inclusive of the M1 series, M36, M42, M47, M67, M69, M70 pegmatites & the Jameson J1 pegmatite at the Company's 100% owned Yinnetharra Lithium Project in the Gascoyne Region of Western Australia. Delta drilled an additional 624 holes for 112,822m, providing the basis to report the updated Mineral Resource Estimate.

For personal use only

Delta's geological understanding has significantly improved for the Malinda system, following the focused infill drilling program over the last 12 months. As is often the case with infill drill programs to lift resource confidence, the Company has seen a modest decrease in resource tonnes of 15%, to be measured against a much larger increase in resource confidence of 140% in the Indicated category. This tonnage reduction can be explained by much tighter wireframe constraints applied to Indicated material and variations in pegmatite morphology within the previous Inferred boundaries which were defined by much wider spaced drilling.

See Figure 6 below plan view of the Malinda area with pegmatites labelled by Resources category.

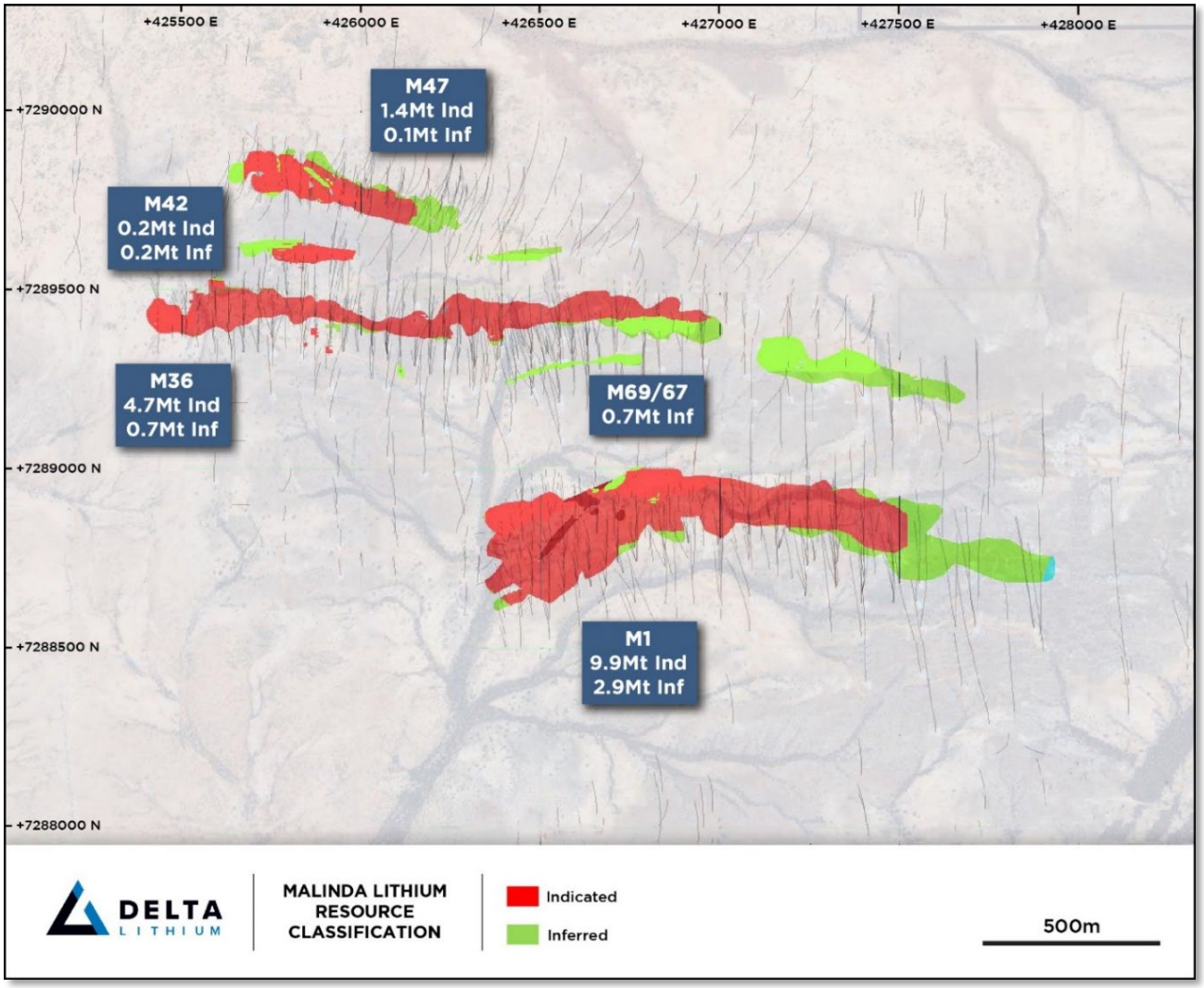

Figure 6: Plan View to Malinda area showing Lithium resource classification

For personal use only

The maiden MRE for the Jameson prospect highlighted the potential for high-grade lithium mineralisation located 20km west of the Malinda Prospect and presents currently as a potential satellite ore source. The J1 pegmatite intruded into the highly deformed fold hinge within the same Leake Springs Metamorphic package that hosts the Malinda resource.

The initial phase of exploration drilling at Jameson had limited access while phase 2 drill planning is underway in coordination with the heritage group to ensure any culturally significant sites are identified and remain undisturbed. Detailed follow up mapping is being completed at Jameson and Jameson South which returned several priority targets that will be drill tested later this year, as identified in Figure 7.

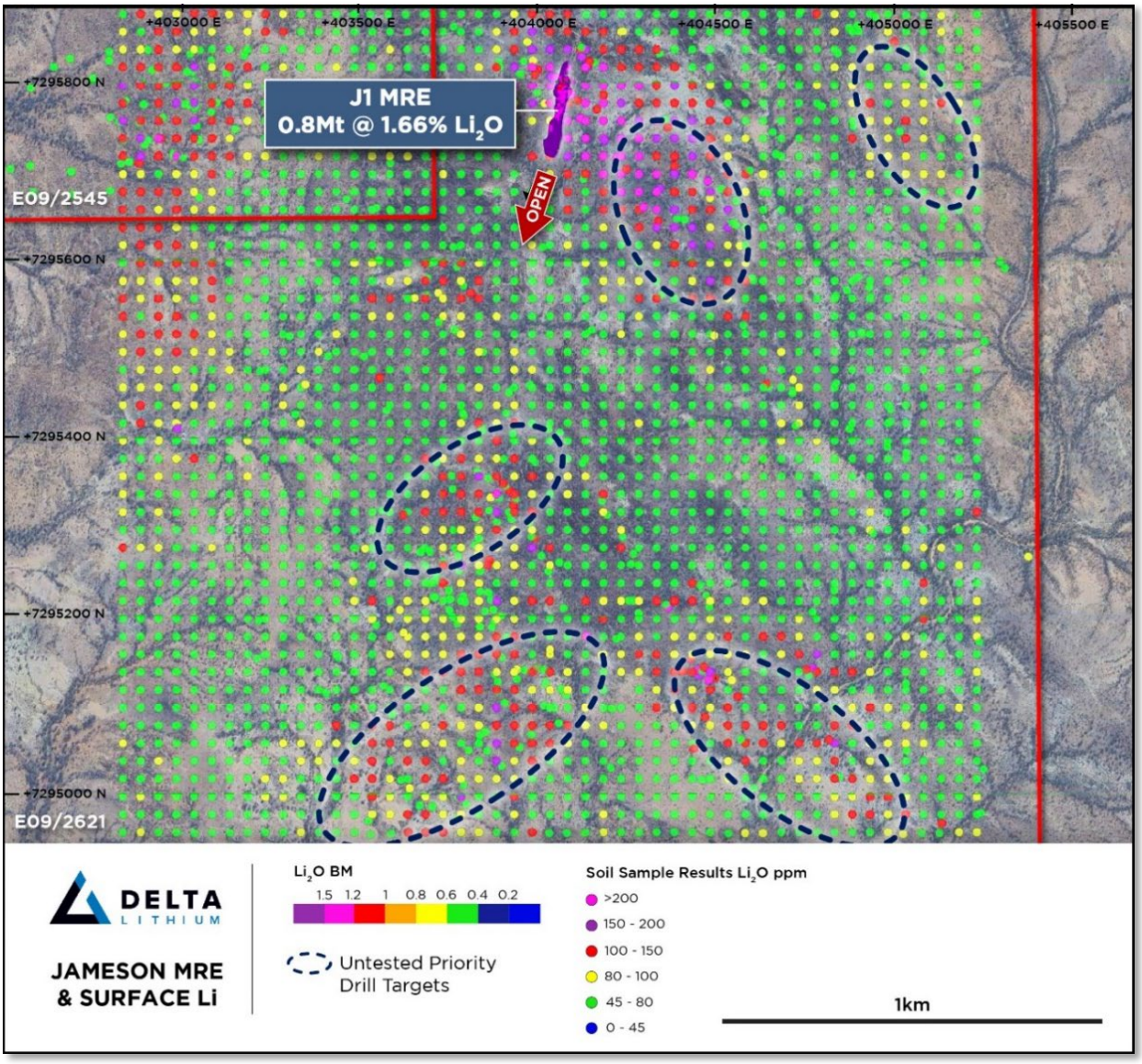

Figure 7: Jameson MRE over surface sampling highlighting extensions and priority drill targets in the area. Anomalous zone to the NW is due to the presence of a fertile Granite and is therefore not a priority drill target

Importantly, Delta delineated 74% of the Mineral Resource at Malinda as Indicated, which allowed work to advance toward feasibility studies while the Company turns its focus to priority regional targets across the 1,700km^2 package. Drilling is planned to recommence later in the year at Jameson and regional targets.

For personal use only

Yinnetharra Lithium & Tantalum Resource March 2025							
Area	Resource category	Cut-off grade (Li_2O%)	Tonnes (Mt)	Li_2O%	Li_2O (Kt)	Ta_2O_5 ppm	Ta_2O_5 (Kt)
M1	Measured	0.5	-	-	-	-	-
	Indicated		9.9	0.9	92	51	0.5
	Inferred		2.9	0.8	24	52	0.2
	Total Resource		**12.7**	**0.9**	**117**	**51**	**0.6**
M2	Measured	0.5	-	-	-	-	-
	Indicated		-	-	-	-	-
	Inferred		0.2	1.2	2	29	0.0
	Total Resource		**0.2**	**1.2**	**2**	**29**	**0.0**
M3	Measured	0.5	-	-	-	-	-
	Indicated		-	-	-	-	-
	Inferred		0.2	1.0	1	24	0.0
	Total Resource		**0.2**	**1.0**	**1**	**24**	**0.0**
M4	Measured	0.5	-	-	-	-	-
	Indicated		-	-	-	-	-
	Inferred		0.1	0.8	0	20	0.0
	Total Resource		**0.1**	**0.8**	**0**	**20**	**0.0**
M20	Measured	0.5	-	-	-	-	-
	Indicated		-	-	-	-	-
	Inferred		0.0	0.6	0	54	0.0
	Total Resource		**0.0**	**0.6**	**0**	**54**	**0.0**
M36	Measured	0.5	-	-	-	-	-
	Indicated		4.7	1.1	51	106	0.5
	Inferred		0.7	0.7	5	153	0.1
	Total Resource		**5.4**	**1.0**	**56**	**112**	**0.6**
M42	Measured	0.5	-	-	-	-	-
	Indicated		0.2	0.6	1	131	0.0
	Inferred		0.2	0.7	1	107	0.0
	Total Resource		**0.4**	**0.7**	**2**	**122**	**0.0**
M47	Measured	0.5	-	-	-	-	-
	Indicated		1.4	0.9	13	154	0.2
	Inferred		0.1	0.8	1	185	0.0
	Total Resource		**1.5**	**0.9**	**14**	**157**	**0.2**
M67	Measured	0.5	-	-	-	-	-
	Indicated		-	-	-	-	-
	Inferred		0.3	0.7	2	62	0.0
	Total Resource		**0.3**	**0.7**	**2**	**62**	**0.0**
M69	Measured	0.5	-	-	-	-	-
	Indicated		-	-	-	-	-
	Inferred		0.4	0.8	3	85	0.0
	Total Resource		**0.4**	**0.8**	**3**	**85**	**0.0**
J1	Measured	0.5	-	-	-	-	-
	Indicated		-	-	-	-	-
	Inferred		0.8	1.7	13	44	0.0
	Total Resource		**0.8**	**1.7**	**13**	**44**	**0.0**
Total Measured			-	-	-	-	-
Total Indicated			16.1	1.0	158	77	1.2
Total Inferred			5.8	0.9	54	69	0.4
Total			**21.9**	**1.0**	**212**	**75**	**1.6**

Table 3: Yinnetharra Lithium & Tantalum Resource March 2025

Tantalum Resource Estimate

During resource definition and infill drill programs, tantalum was intercepted beyond the current Lithium Mineral Resource. As a result, these tantalum rich pegmatites were domained separately to honour the maximum continuity of grade. The tantalum zones are within the same LCT system, generally on the extremities or in a hanging wall position relative to the Lithium mineralisation. This independent tantalum resource could potentially be mined incrementally within the same open pits and add value to the Yinnetharra project.

See Figure 8 long section of Malinda showing the spatial relationship of the tantalum resource in relation to the lithium resource. The Tantalum only 17.5Mt @ 136ppm Ta_2O_5 is independent of the Lithium MRE while the combined total Yinnetharra Tantalum Mineral Resource is estimated at 39.4Mt @ 102ppm Ta_2O_5 for 4,018,800 kg of contained Ta_2O_5 (at a 65ppm cut-off). Tantalum pentoxide Ta_2O_5 (99.95%) sold for an average of approximately USD$237 per kilogram during the quarter, representing a potential byproduct via conventional gravity separation techniques such as spirals and tabling to produce a saleable concentrate onsite, with modest additions to flowsheet design.

Early investigations into tantalum involved two phases of very high-level sighter metallurgical test work, revealing encouraging recoveries worthy of follow up work. Expansion of this workflow and optimisations advanced, while a tantalum recovery circuit was incorporated into the baseline Malinda flowsheet design.

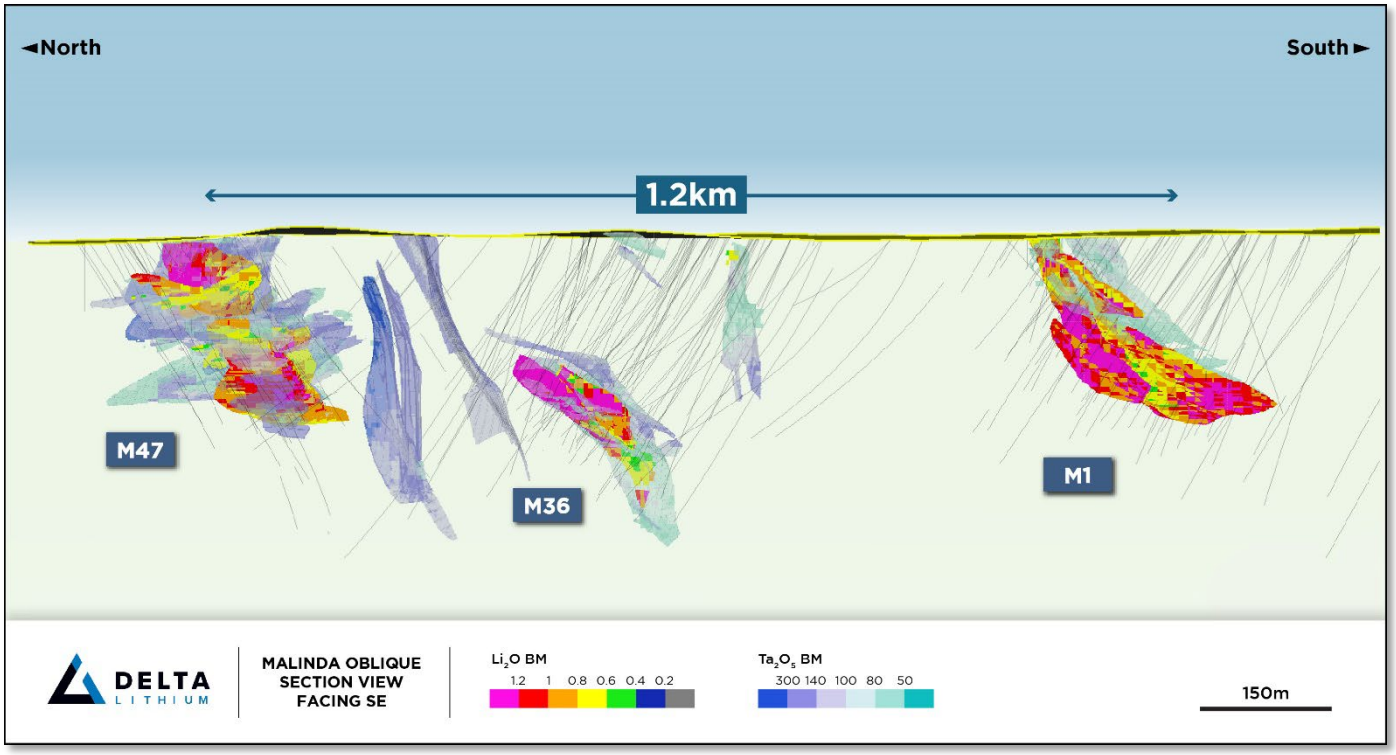

Figure 8: Section View (~7289310N) showing both independent Li & Ta Block Models (unconstrained) and their spatial relationship

For personal use only

For personal use only

Yinnetharra Tantalum Only Resource March 2025							
Area	**Resource category**	**Cut-off grade (Ta_2O_5 ppm)**	**Tonnes (Mt)**	**Li_2O%**	**Li_2O (Kt)**	**Ta_2O_5 ppm**	**Ta_2O_5 (Kt)**
M1	Measured	65	-	-	-	-	-
	Indicated		3.7	0.1	3	82	0.3
	Inferred		0.6	0.0	0	94	0.1
	Total Resource		**4.3**	**0.1**	**4**	**84**	**0.4**
M20	Measured	65	-	-	-	-	-
	Indicated		-	-	-	-	-
	Inferred		0.2	0.1	0	115	0.0
	Total Resource		**0.2**	**0.1**	**0**	**115**	**0.0**
M36	Measured	65	-	-	-	-	-
	Indicated		4.3	0.1	5	123	0.5
	Inferred		0.6	0.1	1	106	0.1
	Total Resource		**4.9**	**0.1**	**5**	**121**	**0.6**
M42	Measured	65	-	-	-	-	-
	Indicated		0.3	0.2	1	175	0.1
	Inferred		2.5	0.1	2	208	0.5
	Total Resource		**2.8**	**0.1**	**3**	**204**	**0.6**
M47	Measured	65	-	-	-	-	-
	Indicated		2.1	0.1	3	186	0.4
	Inferred		0.5	0.1	0	257	0.1
	Total Resource		**2.5**	**0.1**	**3**	**199**	**0.5**
M67	Measured	65	-	-	-	-	-
	Indicated		-	-	-	-	-
	Inferred		0.6	0.2	1	113	0.1
	Total Resource		**0.6**	**0.2**	**1**	**113**	**0.1**
M69	Measured	65	-	-	-	-	-
	Indicated		-	-	-	-	-
	Inferred		1.6	0.1	2	105	0.2
	Total Resource		**1.6**	**0.1**	**2**	**105**	**0.2**
M70	Measured	65	-	-	-	-	-
	Indicated		-	-	-	-	-
	Inferred		0.7	0.1	1	161	0.1
	Total Resource		**0.7**	**0.1**	**1**	**161**	**0.1**
Total Measured			-	-	-		-
Total Indicated			10.4	0.1	12	122	1.3
Total Inferred			7.1	0.1	7	156	1.1
Total			**17.5**	**0.1**	**19**	**136**	**2.4**

Note: Tonnages and grades have been rounded to reflect the relative uncertainty of the estimate. Inconsistencies in the totals are due to rounding.

Table 4: Tantalum Only Mineral Resource Estimate for Yinnetharra Project

For personal use only

The Yinnetharra global Mineral Resource is reported above a range of cut-off grades below in Table 5.

Cut-off Li_2O %	Million tonnes	Li_2O %	Ta_2O_5 ppm	Fe_2O_3%
0	58.1	0.4	81.0	2.0
0.1	37.3	0.6	76.6	1.9
0.2	25.0	0.9	76.7	1.5
0.3	23.0	0.9	76.1	1.5
0.4	22.3	1.0	75.4	1.4
0.5	21.9	1.0	74.7	1.4
0.6	19.8	1.0	73.0	1.4
0.7	17.5	1.1	70.5	1.4
0.8	14.6	1.1	69.6	1.4
0.9	10.4	1.2	71.1	1.3
1	7.2	1.4	74.1	1.2

Table 5: Yinnetharra Lithium Project; global Mineral Resource reported by Li_2O % cut-off grades

Delta Lithium Group Mineral Resource estimate (Li_2O only)						
	Resource category	Cut-off grade (Li_2O%)	Li_2O			Ta_2O_5
			Tonnes (Mt)	Grade (% Li_2O)	Li_2O (Kt)	Grade (Ta_2O_5 ppm)
Yinnetharra	**Measured**	0.5	-	-	-	-
	Indicated		16.1	1.0	158	77
	Inferred		5.8	0.9	54	69
	Total Resource		**21.9**	**1.0**	**212**	**75**
Mt Ida	**Measured**	0.5	-	-	-	-
	Indicated		7.8	1.3	104	224
	Inferred		6.8	1.1	76	154
	Total Resource		**14.6**	**1.2**	**180**	**191**
Total Measured			-	-	-	-
Total Indicated			23.9	1.1	262	125
Total Inferred			12.6	1.0	130	115
Total			**36.5**	**1.1**	**392**	**121**

Tonnages and grades have been rounded to reflect the relative uncertainty of the estimate. Inconsistencies in the totals are due to rounding.

Table 6: Group Mineral Lithium Resource Estimate Delta Lithium

Yinnetharra Project Development

Delta continued to advance the project with geotechnical and metallurgical studies completed to DFS level on the M1, comprising 58% of the Mineral Resource tonnes. Further work is ongoing on the M36 and M47pegmatites which comprise the next largest pegmatites at Malinda. Environmental and heritage surveys have been completed over the Malinda area while the Mining Lease application was submitted in November 2024.

For personal use only

Delta plans to continue to develop the Yinnetharra Project on a number of fronts;

- Delta Lithium now has exploration teams completing extensive exploration programs across the 1,700km^2 prospective package comprising of;
  - Systematic geochemical sampling and mapping over priority areas
  - Further high-resolution geophysical surveys which assisted in the discovery of Jameson
- This focus on regional exploration is aimed to support new resource growth, complementary to Malinda and the wider Yinnetharra Project, and value-accretive to future studies
- An expansive Passive Seismic Survey will be completed in the June quarter to provide important data for ongoing hydrogeological studies across the project area.

CORPORATE

Fundraising and Equity

There were 473,750 performance rights cancelled during the quarter.

Cash and Cash Equivalents

Cash at the end of the quarter was $64.1M.

ASX Compliance

ASX Listing Rule 5.3.1: Exploration and Evaluation Expenditure during the March 2025 Quarter was $6.131M. Full details of exploration activity during the March 2025 Quarter are set out in this report.

ASX Listing Rule 5.3.2: There was no substantive mining production and development activities during the March 2025 Quarter.

ASX Listing Rule 5.3.5: Payments to related parties of the Company and their associates during the December Quarter: $205,000 - The Company advises that this relates to non-executive director's fees and executive directors' salaries and entitlements only. Please see Remuneration Report in the Annual Report for further details on Directors' remuneration.

Release authorised by the Board of Delta Lithium Limited.

For further information, please contact:

Delta Lithium
James Croser, Managing Director
Peter Gilford, CFO & Company Secretary
+61 8 6109 0104
info@deltalithium.com.au

Investor/Media Enquiries
Sodali & Co
Michael Weir +61 402 347 032

For personal use only

About Delta Lithium

Delta Lithium (ASX: DLI) is an exploration and development company focused on bringing high-quality, lithium and tantalum bearing pegmatite deposits, located in Western Australia, into production. With current global JORC compliant resources of 36.5Mt@1.1%Li_2O and 54.0Mt@126ppm Ta_2O_5, strong balance sheet and an experienced team driving the exploration and development workstreams, Delta Lithium is rapidly advancing its Projects.

The Mt Ida Project has coincident gold and lithium orebodies and holds a critical advantage over other developers with existing Mining Leases and an approved Mining Proposal. Delta Lithium is pursuing a development pathway to unlock maximum value for shareholders. Delta is currently drilling to extend the high-grade gold resources at Mt Ida.

Delta Lithium also holds the highly prospective Yinnetharra Lithium Project, with exciting lithium discoveries at the Malinda and Jamesons prospects. The Company is currently conducting exploration activities at Yinnetharra with fieldwork commenced for 2025 across our large tenure package, testing additional targets and aiming to build on the Maiden Resource at Malinda.

Competent Person's Statement

Information in this announcement that relates to exploration results is based upon work undertaken by Mr. Shane Murray, a Competent Person who is a Member of the Australasian Institute of Geoscientists (AIG). Mr. Murray has sufficient experience that is relevant to the style of mineralisation and type of deposit under consideration and to the activity which he is undertaking to qualify as a 'Competent Person' as defined in the 2012 Edition of the 'Australasian Code for Reporting of Exploration Results, Mineral Resources and Ore Reserves' (**JORC Code**). Mr. Murray is an employee of Delta Lithium and consents to the inclusion in this announcement of the matters based on his information in the form and context in which it appears.

Refer to www.deltalithium.com.au for past ASX announcements.

Past Exploration results and Mineral Resource Estimates reported in this announcement have been previously prepared and disclosed by Delta Lithium in accordance with JORC 2012. The Company confirms that it is not aware of any new information or data that materially affects the information included in these market announcements. The Company confirms that the form and content in which the Competent Person's findings are presented here have not been materially modified from the original market announcement, and all material assumptions and technical parameters underpinning Mineral Resource Estimates in the relevant market announcement continue to apply and have not materially changed. Refer to www.deltalithium.com.au for details on past exploration results and Mineral Resource Estimates.

Disclaimer

This release may include forward-looking and aspirational statements. These statements are based on Delta Lithium management's expectations and beliefs concerning future events as of the time of the release of this announcement. Forward-looking and aspirational statements are necessarily subject to risks, uncertainties and other factors, some of which are outside the control of Delta Lithium, which could cause actual results to differ materially from such statements. Delta Lithium makes no undertaking to subsequently update or revise the forward looking or aspirational statements made in this release to reflect events or circumstances after the date of this release, except as required by applicable laws and the ASX Listing

No New Information

This document should be read in conjunction with Delta's other periodic and continuous disclosure announcements lodged with the ASX, which are available on Delta's website.

For personal use only

JORC Tables

Table 2: Global Lithium Mineral Resource Estimate Summary Table

Delta Lithium Group Mineral Resource estimate (Li_2O only)						
	Resource category	Cut-off grade (Li_2O%)	Li_2O			Ta_2O_5
			Tonnes (Mt)	Grade (% Li_2O)	Li_2O (Kt)	Grade (Ta_2O_5 ppm)
Yinnetharra	Measured	0.5	-	-	-	-
	Indicated		16.1	1.0	158	77
	Inferred		5.8	0.9	54	69
	Total Resource		**21.9**	**1.0**	**212**	**75**
Mt Ida	Measured	0.5	-	-	-	-
	Indicated		7.8	1.3	104	224
	Inferred		6.8	1.1	76	154
	Total Resource		**14.6**	**1.2**	**180**	**191**
Total Measured			-	-	-	-
Total Indicated			23.9	1.1	262	125
Total Inferred			12.6	1.0	130	115
Total			**36.5**	**1.1**	**392**	**121**

Tonnages and grades have been rounded to reflect the relative uncertainty of the estimate. Inconsistencies in the totals are due to rounding.

Table 3: Mt Ida Project; global gold Mineral Resource

Mt Ida Gold Mineral Resource Estimate										
Cut off	Deposit	Indicated			Inferred			Total		
		Tonnes (000s)	Grade g/t Au	Ounces (000s)	Tonnes (000s)	Grade g/t Au	Ounces (000s)	Tonnes (000s)	Grade g/t Au	Ounces (000s)
Open cut Au 0.5 g/t	Baldock	1,345	4.9	209.0	1,512	3.2	158	2,857	4.0	367
	Kestrel	-	-	-	570	1.6	29	570	1.6	29
	Golden Vale	-	-	-	496	1.7	27	496	1.7	27
0.0 g/t Au Cut off	Mt Ida Tailings	-	-	-	500	0.5	8	500	0.5	8
Underground 1.5 g/t Au	Baldock	180	5.8	33.0	1,780	4.8	274	1,960	4.9	307
	Kestrel	-	-	-	220	1.9	14	220	1.9	14
	Golden Vale	-	-	-	-	-	-	-	-	-
All	Mt Ida Tailings				500	0.5	8	500	0.5	8
	Baldock	1,525	4.9	242.0	3,292	4.1	432	4,817	4.4	674
	Kestrel	-	-	-	790	1.7	43	790	1.7	43
	Golden Vale	-	-	-	496	1.7	27	496	1.7	27
	Total	1,525	4.9	242.0	5,078	3.1	510	**6,603**	**3.5**	**752**

For personal use only

Appendix 1 – Tenement Listing

Project	Location	Tenement	Status	Interest at start of Quarter	Interest at end of Quarter
Mt Ida	Western Australia	E29/0640	Granted	100%	100%
Mt Ida	Western Australia	E29/0771	Granted	100%	100%
Mt Ida	Western Australia	E29/0944	Granted	100%	100%
Mt Ida	Western Australia	E29/0964	Granted	100%	100%
Mt Ida	Western Australia	E29/1238	Granted	100%	100%
Mt Ida	Western Australia	E29/1239	Granted	100%	100%
Mt Ida	Western Australia	E29/1240	Granted	100%	100%
Mt Ida	Western Australia	E29/1262	Application	100%	100%
Mt Ida	Western Australia	E29/1288	Application	0%	100%
Mt Ida	Western Australia	E29/1292	Application	0%	100%
Mt Ida	Western Australia	M29/0002	Granted	100%	100%
Mt Ida	Western Australia	M29/0094	Granted	100%	100%
Mt Ida	Western Australia	M29/0165	Granted	100%	100%
Mt Ida	Western Australia	M29/0422	Granted	100%	100%
Mt Ida	Western Australia	M29/0429	Granted	100%	100%
Mt Ida	Western Australia	M29/0444	Granted	100%	100%
Mt Ida	Western Australia	P29/2397	Granted	100%	0%
Mt Ida	Western Australia	P29/2398	Granted	100%	0%
Mt Ida	Western Australia	P29/2399	Granted	100%	0%
Mt Ida	Western Australia	P29/2400	Granted	100%	0%
Mt Ida	Western Australia	P29/2401	Granted	100%	0%
Mt Ida	Western Australia	P29/2402	Granted	100%	0%
Mt Ida	Western Australia	P29/2403	Granted	100%	0%
Mt Ida	Western Australia	P29/2404	Granted	100%	0%
Mt Ida	Western Australia	P29/2405	Granted	100%	0%
Mt Ida	Western Australia	P29/2406	Granted	100%	0%
Mt Ida	Western Australia	P29/2407	Granted	100%	0%
Mt Ida	Western Australia	P29/2666	Granted	100%	100%
Mt Ida	Western Australia	P29/2667	Granted	100%	100%
Mt Ida	Western Australia	P29/2668	Granted	100%	100%
Mt Ida	Western Australia	P29/2669	Granted	100%	100%
Mt Ida	Western Australia	L29/166	Granted	100%	100%
Mt Ida	Western Australia	L29/171	Granted	100%	100%
Mt Ida	Western Australia	L29/186	Granted	100%	100%
Mt Ida**	Western Australia	L29/174	Granted	100%	100%
Mt Ida**	Western Australia	L29/175	Granted	100%	100%
Mt Ida**	Western Australia	L29/176	Granted	100%	100%

For personal use only

Project	Location	Tenement	Status	Interest at start of Quarter	Interest at end of Quarter
Mt Ida**	Western Australia	L29/177	Granted	100%	100%
Mt Ida**	Western Australia	L30/094	Granted	100%	100%
Yinnetharra	Western Australia	E09/2169	Granted	100%	100%
Yinnetharra	Western Australia	E09/2170	Granted	100%	100%
Yinnetharra	Western Australia	E09/2283	Granted	100%	100%
Yinnetharra	Western Australia	E09/2545	Granted	100%	100%
Yinnetharra	Western Australia	E09/2621	Granted	100%	100%
Yinnetharra	Western Australia	E09/2705	Granted	100%	100%
Yinnetharra	Western Australia	E09/2716	Application	100%	100%
Yinnetharra	Western Australia	E09/2772	Application	100%	100%
Yinnetharra	Western Australia	E09/2806*	Application	100%	100%
Yinnetharra	Western Australia	E09/2808*	Application	100%	100%
Yinnetharra	Western Australia	E09/2814	Application	100%	100%
Lyons River	Western Australia	E09/1824[1]	Granted	100%	100%
Lyons River	Western Australia	E09/1825[1]	Granted	100%	100%
Lyons River	Western Australia	E09/2098[1]	Granted	100%	100%
Lyons River	Western Australia	E09/2102[1]	Granted	100%	100%
Lyons River	Western Australia	E09/2304[1]	Granted	100%	100%
Lyons River	Western Australia	E09/2305[1]	Granted	100%	100%
Lyons River	Western Australia	E09/2312[1]	Granted	100%	100%
Lyons River	Western Australia	E09/2713[1]	Granted	100%	100%
Camel Hill[2]	Western Australia	E09/2354[2]	Granted	0%	0%
Camel Hill[2]	Western Australia	E09/2388[2]	Granted	0%	0%
Morrissey Hill[2]	Western Australia	E09/2375[2]	Granted	0%	0%
Morrissey Hill[2]	Western Australia	M09/101[2]	Granted	0%	0%
Morrissey Hill[2]	Western Australia	E09/2805[2*]	Application	0%	0%
Morrissey Hill[2]	Western Australia	E09/2807[2*]	Application	0%	0%
Ti-Tree Project[3]	Western Australia	E09/2503[3]	Granted	0%	0%
Ti-Tree Project[3]	Western Australia	E09/2522[3]	Application	0%	0%
Ti-Tree Project[3]	Western Australia	E09/2935[3]	Application	0%	0%

*Application remains in ballot

**Miscellaneous Licences are for the purpose for groundwater search only

[1] 100% LCT (lithium-caesium-tantalum) Mineral Rights only within Dalaroo Metals Ltd Lyons River Project

[2] Earn-In & JV Agreement with Reach Resources Limited for Camel Hill & Morrissey Hill Projects

[3] Earn-In & JV Agreement with Voltaic Strategic Resources Limited for Ti-Tree Lithium Project

DELTA LITHIUM

Rule 5.5

Appendix 5B

Mining exploration entity and oil and gas exploration entity quarterly cash flow report

Name of entity

DELTA LITHIUM LIMITED (ASX CODE: DLI)

ABN	**Quarter ended ("current quarter")**
67 107 244 039	31 MARCH 2025

Consolidated statement of cash flows		**Current quarter $A'000**	**Year to date (9 months) $A'000**
1.	**Cash flows from operating activities**		
1.1	Receipts from customers	-	-
1.2	Payments for		
	(a) exploration & evaluation (if expensed)	(75)	(174)
	(b) development	-	-
	(c) production	-	-
	(d) staff costs	(593)	(1,662)
	(e) administration and corporate costs	(308)	(1,386)
1.3	Dividends received (see note 3)	-	-
1.4	Interest received	802	2,753
1.5	Interest and other costs of finance paid	(12)	(39)
1.6	Income taxes paid	-	-
1.7	Government grants and tax incentives	184	1,409
1.8	Other (provide details if material)	-	-
1.9	**Net cash from / (used in) operating activities**	**(2)**	**901**

2.	**Cash flows from investing activities**		
2.1	Payments to acquire:		
	(a) entities (*net of cash acquired*)	-	-
	(b) tenements	-	-
	(c) property, plant and equipment	(73)	(209)

For personal use only

Consolidated statement of cash flows		Current quarter $A'000	Year to date (9 months) $A'000
	(d) exploration & evaluation (if capitalised)	(6,484)	(25,447)
	(e) investments	-	-
	(f) other non-current assets	-	-
2.2	Proceeds from the disposal of:		
	(a) entities	-	1,500
	(b) tenements	-	-
	(c) property, plant and equipment	-	-
	(d) investments	-	11
	(e) other non-current assets	-	-
2.3	Cash flows from loans to other entities	-	-
2.4	Dividends received (see note 3)	-	-
2.5	Other (provide details if material)	-	-
2.6	**Net cash from / (used in) investing activities**	**(6,557)**	**(24,145)**

3.	**Cash flows from financing activities**		
3.1	Proceeds from issues of equity securities (excluding convertible debt securities)	-	-
3.2	Proceeds from issue of convertible notes	-	-
3.3	Proceeds from exercise of options	-	784
3.4	Transaction costs related to issues of equity securities or convertible debt securities	-	(6)
3.5	Proceeds from borrowings	-	-
3.6	Repayment of borrowings	-	-
3.7	Transaction costs related to loans and borrowings	-	-
3.8	Dividends paid	-	-
3.9	Principle payments of lease liability	(35)	(101)
3.10	**Net cash from / (used in) financing activities**	**35**	**677**

4.	**Net increase / (decrease) in cash and cash equivalents for the period**		
4.1	Cash and cash equivalents at beginning of period	70,713	86,686
4.2	Net cash from / (used in) operating activities (item 1.9 above)	(2)	901
4.3	Net cash from / (used in) investing activities (item 2.6 above)	(6,557)	(24,145)

For personal use only

Consolidated statement of cash flows		Current quarter $A'000	Year to date (9 months) $A'000
4.4	Net cash from / (used in) financing activities (item 3.10 above)	(35)	677
4.5	Effect of movement in exchange rates on cash held	-	-
4.6	**Cash and cash equivalents at end of period**	**64,119**	**64,119**

5.	**Reconciliation of cash and cash equivalents** at the end of the quarter (as shown in the consolidated statement of cash flows) to the related items in the accounts	**Current quarter $A'000**	**Previous quarter $A'000**
5.1	Bank balances	9,119	15,655
5.2	Call deposits	55,000	55,058
5.3	Bank overdrafts	-	-
5.4	Other (provide details)	-	-
5.5	**Cash and cash equivalents at end of quarter (should equal item 4.6 above)**	**64,119**	**70,713**

6.	**Payments to directors of the entity and their associates**	**Current quarter $A'000**
6.1	Aggregate amount of payments to related parties and their associates included in item 1	205
6.2	Aggregate amount of payments to related parties and their associates included in item 2	-

Note: if any amounts are shown in items 6.1 or 6.2, your quarterly activity report must include a description of, and an explanation for, such payments

For personal use only

For personal use only

7.	**Financing facilities available** *Note: the term "facility' includes all forms of financing arrangements available to the entity.* *Add notes as necessary for an understanding of the sources of finance available to the entity.*	**Total facility amount at quarter end $A'000**	**Amount drawn at quarter end $A'000**
7.1	Loan facilities	-	-
7.2	Credit standby arrangements	-	-
7.3	Other (Convertible loan)	-	-
7.4	**Total financial facilities**	**-**	**-**

7.5	**Unused financial facilities available at quarter end**	-

7.6 Include in the box below a description of each facility above, including the lender, interest rate, maturity date and whether it is secured or unsecured. If any additional financing facilities have been entered into or are proposed to be entered into after quarter end, include a note providing details of those facilities as well.

NIL

8.	**Estimated cash available for future operating activities**	**$A'000**
8.1	Net cash from / (used in) operating activities (Item 1.9)	(2)
8.2	(Payments for exploration & evaluation classified as investing activities) (item 2.1(d))	(6,484)
8.3	Total relevant outgoings (Item 8.1 + Item 8.2)	(6,486)
8.4	Cash and cash equivalents at quarter end (Item 4.6)	64,119
8.5	Unused finance facilities available at quarter end (Item 7.5)	-
8.6	Total available funding (Item 8.4 + Item 8.5)	64,119
8.7	**Estimated quarters of funding available (Item 8.6 divided by Item 8.3)**	**9.89**

Note: if the entity has reported positive relevant outgoings (ie a net cash inflow) in item 8.3, answer item 8.7 as "N/A". Otherwise, a figure for the estimated quarters of funding available must be included in item 8.7.

8.8 If Item 8.7 is less than 2 quarters, please provide answers to the following questions:

1. Does the entity expect that it will continue to have the current level of net operating cash flows for the time being and, if not, why not?

Answer: N/A

2. Has the entity taken any steps, or does it propose to take any steps, to raise further cash to fund its operations and, if so, what are those steps and how likely does it believe that they will be successful?

Answer: N/A

3. Does the entity expect to be able to continue its operations and to meet its business objectives and, if so, on what basis?

Answer: N/A

Note: where item 8.7 is less than 2 quarters, all of questions 8.8.1, 8.8.2 and 8.8.3 above must be answered.

Compliance statement

1 This statement has been prepared in accordance with accounting standards and policies which comply with Listing Rule 19.11A.

2 This statement gives a true and fair view of the matters disclosed.

Date: 23 April 2025

[Authorised for lodgement by James Croser, Managing Director]

Authorised by: .....

Notes

1. This quarterly cash flow report and the accompanying activity report provide a basis for informing the market about the entity's activities for the past quarter, how they have been financed and the effect this has had on its cash position. An entity that wishes to disclose additional information over and above the minimum required under the Listing Rules is encouraged to do so.

2. If this quarterly cash flow report has been prepared in accordance with Australian Accounting Standards, the definitions in, and provisions of, *AASB 6: Exploration for and Evaluation of Mineral Resources* and *AASB 107: Statement of Cash Flows* apply to this report. If this quarterly cash flow report has been prepared in accordance with other accounting standards agreed by ASX pursuant to Listing Rule 19.11A, the corresponding equivalent standards apply to this report.

3. Dividends received may be classified either as cash flows from operating activities or cash flows from investing activities, depending on the accounting policy of the entity.

4. If this report has been authorised for release to the market by your board of directors, you can insert here: "By the board". If it has been authorised for release to the market by a committee of your board of directors, you can insert here: "By the [*name of board committee – eg Audit and Risk Committee*]". If it has been authorised for release to the market by a disclosure committee, you can insert here: "By the Disclosure Committee".

5. If this report has been authorised for release to the market by your board of directors and you wish to hold yourself out as complying with recommendation 4.2 of the ASX Corporate Governance Council's *Corporate Governance Principles and Recommendations*, the board should have received a declaration from its CEO and CFO that, in their opinion, the financial records of the entity have been properly maintained, that this report complies with the appropriate accounting standards and gives a true and fair view of the cash flows of the entity, and that their opinion has been formed on the basis of a sound system of risk management and internal control which is operating effectively.

For personal use only