

SATURN METALS



For personal use only

Financial Report

for the half-year ended 31 December 2024

Saturn Metals Limited

ABN: 43 619 488 498

CORPORATE DIRECTORY

Directors

Brett Lambert	Non-Executive Chairman
Ian Bamborough	Managing Director
Andrew Venn	Non-Executive Director
Robert Tyson	Non-Executive Director
Adrian Goldstone	Non-Executive Director

Registered Office & Principal Place of Business

9 Havelock Street
WEST PERTH WA 6005
Telephone: + 61 (0)8 6234 1114
Email: info@saturnmetals.com.au
Website: www.saturnmetals.com.au

Company Secretary

Natasha Santi

ABN: 43 619 488 498
ACN: 619 488 498

Share Registry

Link Market Services Limited
Level 12 QV1 Building
250 St Georges Terrace
PERTH WA 6000

Telephone: +61 1300 554 474
Facsimile: +61 (0)2 9287 0303
Website: www.linkmarketservices.com

Auditors

BDO Audit Pty Ltd
Level 9, Mia Yellagonga Tower 2
5 Spring Street
PERTH WA 6000

Stock Exchange Listing

Securities of Saturn Metals Limited are listed on the Australian Securities Exchange (ASX).
ASX Code: STN

Saturn Metals Limited is a Company registered under the *Corporations Act 2001* in the State of Western Australia on 2nd June 2017.

CONTENTS

CORPORATE DIRECTORY.....	1
CONTENTS.....	1
DIRECTORS REPORT	2
AUDITOR'S INDEPENDENCE DECLARATION	10
CONSOLIDATED STATEMENT OF PROFIT OR LOSS AND OTHER COMPREHENSIVE INCOME	11
CONSOLIDATED STATEMENT OF FINANCIAL POSITION	12
CONSOLIDATED STATEMENT OF CHANGES IN EQUITY.....	13
CONSOLIDATED STATEMENT OF CASH FLOWS.....	14
NOTES TO THE FINANCIAL STATEMENTS	15
DIRECTOR'S DECLARATION	21
INDEPENDENT AUDITOR'S REPORT	22

DIRECTORS REPORT

The Directors present their report together with the consolidated financial statements of the Group comprising of Saturn Metals Limited (“Saturn” the “Group” or the “Company”) and its subsidiary for the financial half-year ended 31 December 2024 and the auditor’s report thereon.

Directors

The following persons were directors of Saturn during the financial period and up to the date of this report.

Brett Lambert – Non-Executive Chairman
Andrew Venn – Non-Executive Director
Adrian Goldstone – Non-Executive Director

Ian Bamborough – Managing Director
Robert Tyson – Non-Executive Director

Principal Activities

The principal activity of the Group is the exploration for economic deposits of precious metals with the objective of progressing discoveries through to profitable mining operations.

For the period of this report, the emphasis has been on mine development studies and gold focused exploration at the Company’s principal project, the Apollo Hill Gold Project, located near Leonora, in Western Australia.

Review of Operations

Financial Review

During the half-year the Group incurred a loss from ordinary activities after income tax of \$2,399,736 (31 December 2023: \$1,350,019).

The Group had a cash balance of \$9,524,576 as at 31 December 2024 (30 June 2024: \$4,111,750).

Corporate Review

During the half-year period, Saturn completed a placement to existing, and new sophisticated and institutional investors which resulted in the issue of 84,848,407 new ordinary shares. Shares were issued in two tranches with 55,602,528 shares issued on 5 July 2024 and 29,245,879 shares issued on 23 August 2024. The issue was completed at a share price of 16.5 cents per share and raised \$13,999,987 (before costs).

During the period, employees exercised 34,000 performance rights which saw the issue of 34,000 new shares to employees of the Company.

Saturn completed the issue of 1,200,000 unlisted Director performance rights, which are subject to performance hurdles and 3,100,000 unlisted Director options, which are subject to vesting over a period of time. Shareholder approval for these issues was received at the Annual General Meeting held on 26 November 2024.

Operations Review

Saturn Metals’ vision is to bring its large scale, low cost, Apollo Hill gold project into production in the heart of Western Australia’s Goldfields. A growing resource, excellent metallurgy and early studies are showing the potential for a scalable, single, simple, open pit operation with a conventional uncomplicated process flow sheet.

During the half-year the Company made considerable progress advancing elements of the Pre-Feasibility Study (“PFS”) including Resource drilling, metallurgical test-work, hydrogeology, geotechnical evaluation and environmental assessments.

DIRECTORS REPORT *(Cont.)*

The following sections are a summary of the work undertaken, and results returned during the half-year period.

Apollo Hill Gold Project Development

The Company continues to progress towards the development of a large-scale, long-life and financially robust gold mining operation at the 2.03 Moz¹ Apollo Hill Gold Project (“Project”) in Western Australia through ongoing studies and test work.

Resource Extension and In-Fill Drilling

An announced 50,000m drill program commenced at Apollo Hill in August 2024 as part of the Company’s efforts to grow and upgrade the Project’s Mineral Resource to underpin the completion of a PFS in CY2025. This program represents the largest individual drilling campaign undertaken by Saturn Metals at Apollo Hill and is the first resource-focused program since the Company published its positive Preliminary Economic Assessment (“PEA”) of the Project on 17 August 2023.

Saturn’s PEA outlined the Company’s development plans, which are based on a single, simple, low-strip open pit operation utilising high-margin, bulk tonnage mining and heap leach processing. The PEA forecast’s an average annual gold production of 122,000oz over a 10-year mine life².

Initial results from this drill program, processed and reported during the half-year, totalled 86 RC holes for 21,203m of drilling. The results highlighted the lateral continuity of mineralisation across the deposit and at depth, with drilling also providing localised enhancements in grade.

At the end of the half-year, the Company had completed 26,738m of RC drilling for this program.

Significant resource extension and infill drilling results reported during the half-year included the following higher grade and thick gold intersections (Figure 1 & 2)³:

- **12m @ 2.98g/t Au** from 246m within **45m @ 1.05g/t Au** from 246m – AHRC0968
- **34m @ 1.29g/t Au** from 266m – AHRC0973
- **31m @ 1.03g/t Au** from 213m within **48m @ 0.74g/t Au** from 197m – AHRC0967
- **9m @ 3.49g/t Au** from 166m within **14m @ 2.40 g/t Au** from 166m – AHRC0994
- **10m @ 2.00g/t Au** from 143m – AHRC0997
- **9m @ 3.26g/t Au** from 162m – AHRC0997
- **13m @ 2.02g/t Au** from 195m – AHRC0999
- **25m 1.04g/t Au** from 217m within **51m @ 0.66g/t Au** from 205m – AHRC0985
- **11m @ 2.39g/t Au** from 158m within **26m @ 1.27g/t Au** from 155m – AHRC1009
- **45m @ 1.04g/t Au** from 190m within **89m @ 0.74g/t Au** from 146m – AHRC1010
- **13m @ 1.34g/t Au** from 118m within **26m @ 0.74g/t Au** from 117m – AHRC1013

¹ Complete details of the Mineral Resource (118.7Mt @ 0.53 g/t Au for 2,030,000 oz Au) and the associated Competent Persons Statement were published in the ASX Announcement dated 12 February 2025 titled “Apollo Hill Gold Resource Exceeds 2Moz”. Saturn reports that it is not aware of any new information or data that materially affects the information included in that Mineral Resource announcement and that all material assumptions and technical parameters underpinning the estimates in the relevant market announcement continue to apply and there have been no adverse material changes.

² ASX Announcement 17 August 2023.

³ ASX Announcements dated 28 October 2024 & 13 November 2024.

For personal use only

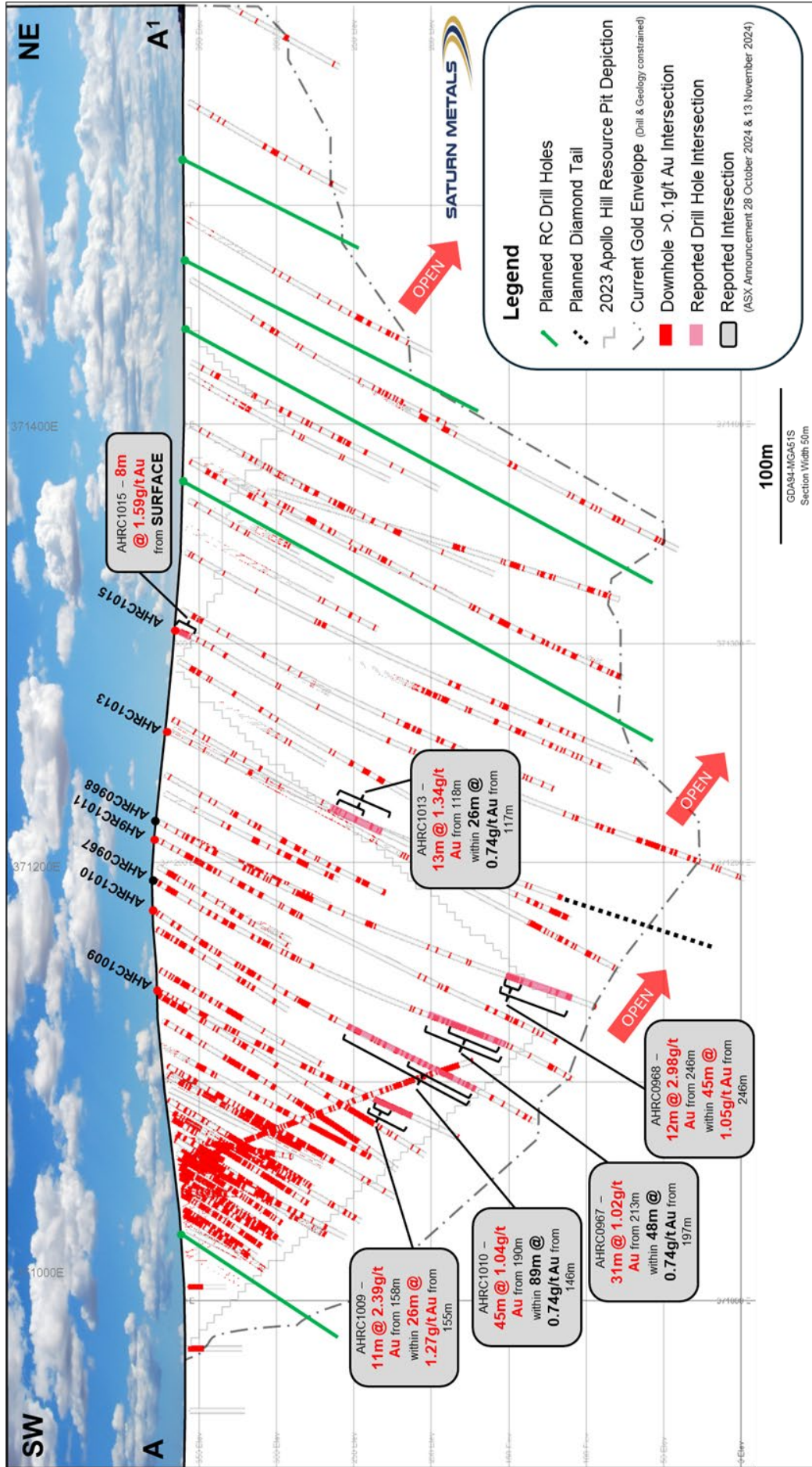


Figure 1 – Simplified geological cross-section showing recent results, mineralisation interpretation, planned RC holes and planned diamond tails; Section location shown in plan on Figure 2 (A-A').

DIRECTORS REPORT (Cont.)

For personal use only

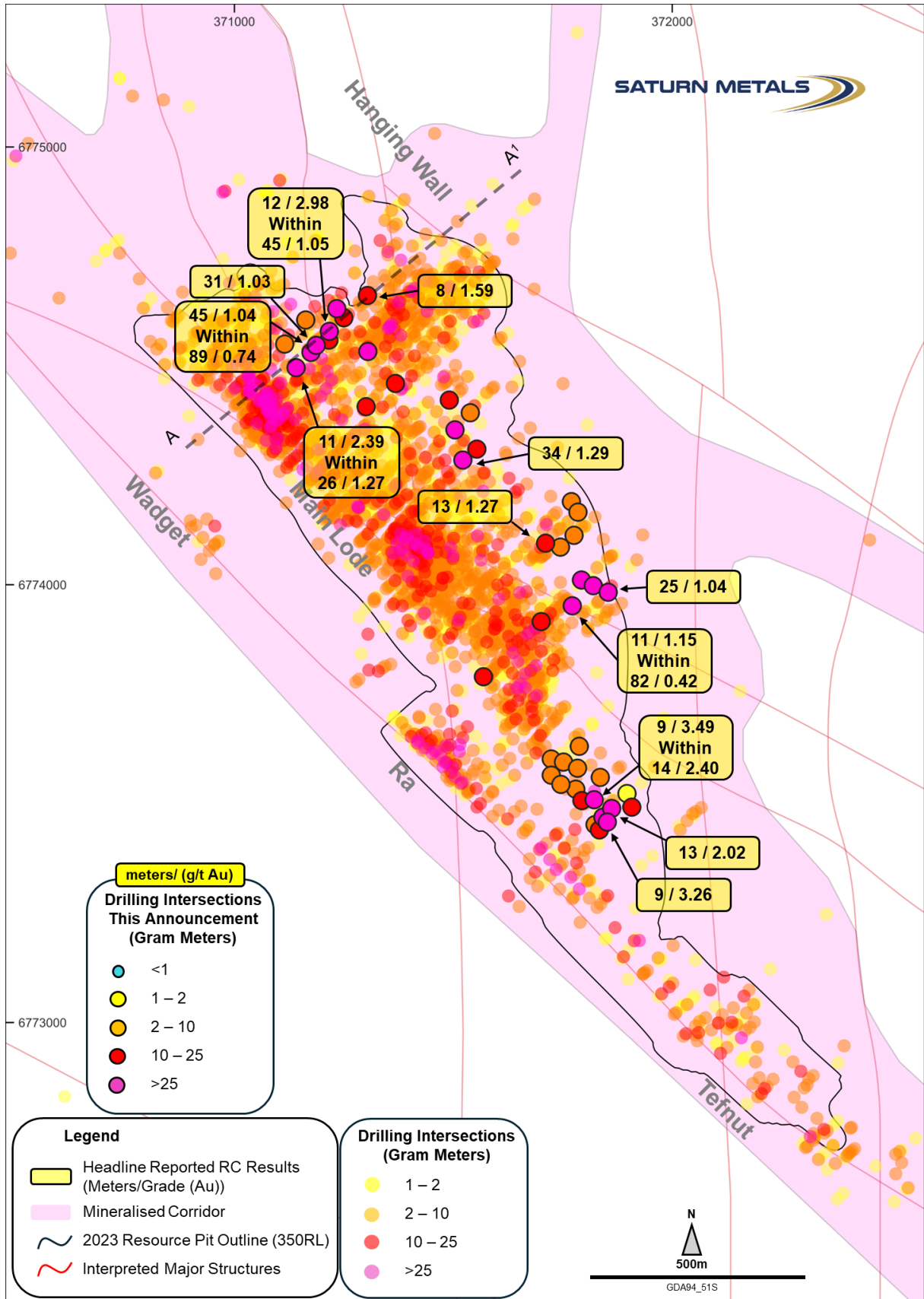


Figure 2 – Plan Overview Apollo Hill RC Holes. Previously reported holes >1 Gram Metre (g/t Au x Metres) and all holes reported in this announcement illustrated. 2023 Apollo Hill Mineral Resource¹ Pit Shell Outline seen at 350RL (Average Surface RL); Figure 1 cross-section illustrated as line A-A' on this diagram.

DIRECTORS REPORT *(Cont.)*

Metallurgical Columns

Six metallurgical column leach tests commenced during the half-year, focusing on transitional and oxide material at an 8mm P100 size, the outcome of which, will complement a comprehensive array of positive recovery test results achieved previously across the deposit. Results from the column test work are anticipated in the first half of 2025.

Water quality impact test work has been undertaken during the period to determine the requirement for any additive adjustments to process water. The results of the test work were in line with expectations, which confirmed a lime addition rate of 0.75kg/m³ for the modelled water supply quality.

Environmental Studies

A surface hydrology impact study, which considers, amongst other things, the ecology of the nearby Lake Raeside environment, commenced.

A scope of work to undertake flora, fauna, and short-range endemic environmental surveys across the wider infrastructure corridor footprint (outside the main project area) was developed during the quarter, with this survey planned to be undertaken during 2025. The results from this survey will be used to inform the PFS and future permitting submissions.

Water Supply

A "H3" detailed hydrogeological assessment (including drilling, test pumping and a groundwater model) was submitted to the Department of Water and Environmental Regulation (DWER) during the period to support the Company's sustainable groundwater extraction application. The granting of this extraction licence will allow for the supply of sufficient volumes of water for the Project.

Engineering Studies

Mine optimisation works, utilising an updated gold price and operational cost inputs, have been conducted during the period with respect to informing PFS engineering works on the Apollo Hill project.

Proposals for the detailed process engineering and civil engineering work components of the PFS were received and reviewed during the period. The appointment of the lead engineering firm was finalised, with the appointment of world leading heap leach engineering firm Kappes Cassiday & Associates announced on 30 January 2025.

Geotechnical/Foundation Investigations for the Apollo Hill pit area

Diamond drilling progressed for geotechnical assessment purposes during the half-year as part of the PFS program to inform the design parameters of the Apollo Hill pit. At the end of the period, four holes of the 11-hole program had been completed, with interpretation and modelling to occur during 2025.

Bulk Sample Pit and Associated Pilot Heap Leach Treatment Facility – Scaled Up Testing

Work during the period focused on preparing and submitting permit applications for Saturn's bulk sample and pilot plant option. Permits have been submitted in early 2025.

DIRECTORS REPORT *(Cont.)*

Apollo Hill Regional Exploration

During the half-year aircore (AC) drilling activities were completed on regional exploration targets. These activities were undertaken as part of Saturn's continuous strategy of exploring the extent of its large (+1,000 km²) strategic land package.

Aircore Programs

Aircore drilling results from wide-spaced regional drill lines in virgin exploration terrain along strike to the north and south of Apollo Hill have identified important interpreted extensional gold trends in lake covered and covered terrain.

These programs were carried out on broad 600m to 1,200m spaced drill lines with 300m hole spacing along the lines. The Company intends to undertake follow-up in-fill aircore drilling on the identified gold trends to further outline the potential for significant mineralisation.

First-pass bedrock results, some of which are illustrated in Figure 3, include:

- 6m @ 0.42g/t Au from 116m – AHAC2131⁴ (at bottom of hole).
- 4m @ 0.2g/t Au from 89m – AHAC2520 – 4km along strike to the south of the Hercules Prospect – best intersection at Hercules of 20m @ 2.27g/t Au from 24m including 8m @ 5.17g/t Au from 24m in AHAC0925⁵.
- 4m @ 0.19g/t Au from 58m – AHAC2470 – 5km along strike to the south of the Artemis Prospect and 5km North of the Apollo Hill Mineral Resource. The best intersection at Artemis returned to date is 4m @ 4.08g/t Au from 40m within 33m @ 0.73g/t Au from 24m in AHAC0672⁶.

These drill programs consisted of 251 wide-spaced AC holes completed for 16,429m, with all results reported during the half-year.

⁴ ASX Announcement 17 July 2024.

⁵ ASX Announcement dated 19 May 2022.

⁶ ASX Announcement dated 31 March 2022.

DIRECTORS REPORT (Cont.)

For personal use only

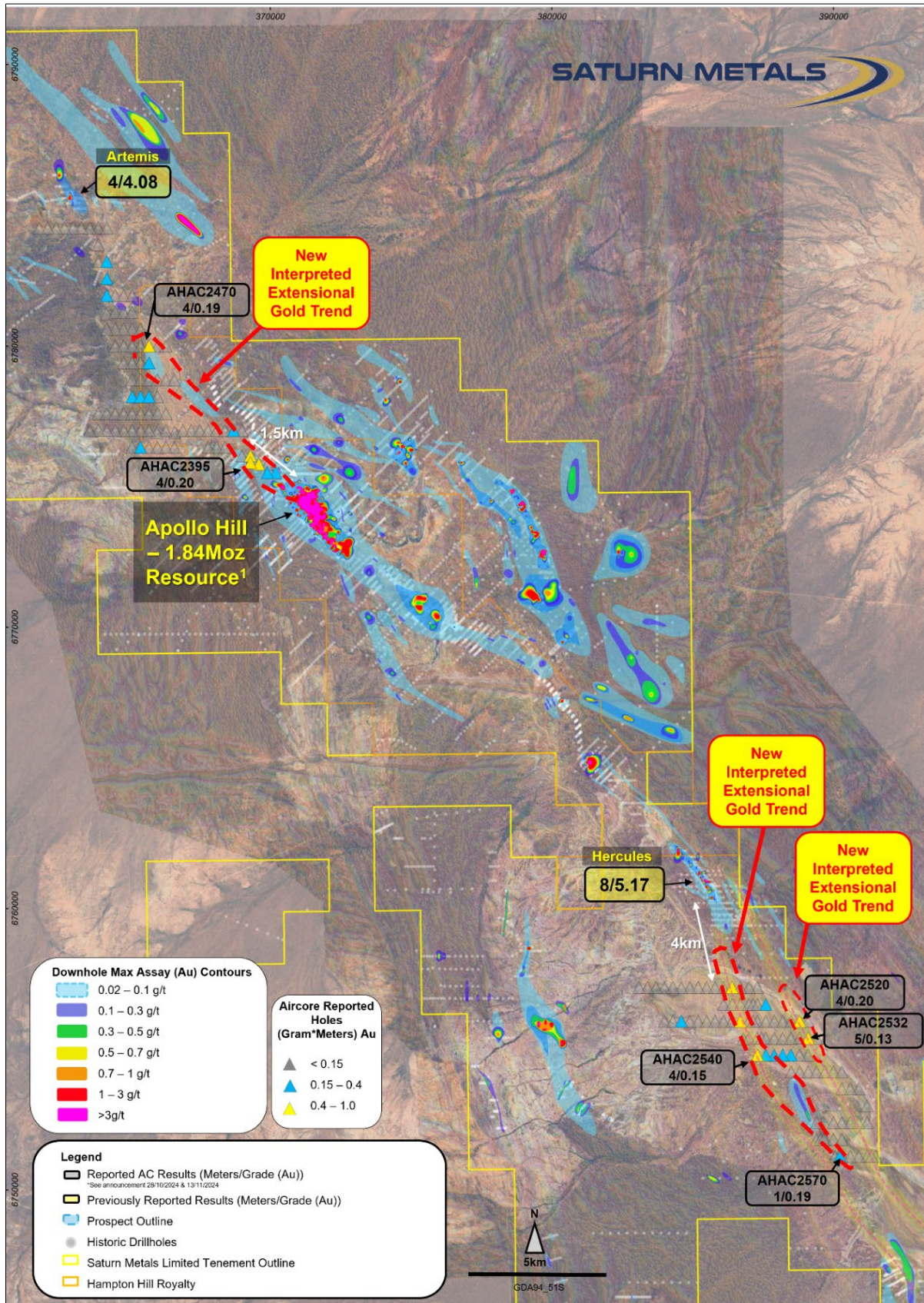


Figure 3 – Aircore Exploration Overview – Reported holes seen as triangles. New gold trends highlighted in red dashes. Wide spaced holes, 600-1200m line spacing and 300m hole spacing.

DIRECTORS REPORT *(Cont.)*

Events Occurring After Reporting Period

Other than as set out elsewhere in the report there are no matters or circumstances that have arisen since the end of the financial period which significantly affected or may significantly affect the operations of the Group, the results of those operations or the state of affairs of the Group in future financial years, other than:

- On 20 January 2025 Saturn announced the appointment of experienced mining executive Grant Dyker as CFO and Stuart Ellison was promoted to COO to help drive the development of the Apollo Hill Gold Project.
- On 21 January 2025, 5,070,000 performance rights were issued to Employees.

Rounding Off

The Group is of a kind referred to in ASIC Corporations (Rounding in Financial/Director's Reports) Instrument 2016/191 and in accordance with that Instrument, amounts in the consolidated financial statements and Director's report have been rounded off to the nearest dollar, unless otherwise stated.

Auditor's Independence Declaration

The lead auditor's Independence Declaration as required under section 307C of the Corporations Act 2001 is set out on the following page for the half-year ended 31 December 2024.

This report is made in accordance with a resolution of the board of directors and signed for on behalf of the board by:



Ian Bamborough
Managing Director
Perth, Western Australia
12 March 2025

For personal use only

DECLARATION OF INDEPENDENCE BY DEAN JUST TO THE DIRECTORS OF SATURN METALS LIMITED

As lead auditor for the review of Saturn Metals Limited for the half-year ended 31 December 2024, I declare that, to the best of my knowledge and belief, there have been:

1. No contraventions of the auditor independence requirements of the *Corporations Act 2001* in relation to the review; and
2. No contraventions of any applicable code of professional conduct in relation to the review.

This declaration is in respect of Saturn Metals Limited and the entity it controlled during the period.



Dean Just

Director

BDO Audit Pty Ltd

Perth

12 March 2025

CONSOLIDATED STATEMENT OF PROFIT OR LOSS AND OTHER COMPREHENSIVE INCOME

For the half-year ended 31 December 2024

	Note	31 December 2024 \$	31 December 2023 \$
Interest and other income		86,656	27,939
Share-based remuneration	9	(642,033)	(208,240)
Employee and Directors' benefit expense		(1,008,050)	(521,545)
Administration expense		(650,849)	(422,325)
Finance costs		(4,444)	(1,274)
Exploration expenditure expensed		(181,016)	(224,231)
Impairment expense		-	(343)
Loss before income tax		(2,399,736)	(1,350,019)
Income tax benefit (expense)		-	-
Loss from continuing operations after income tax		(2,399,736)	(1,350,019)
Other comprehensive income		-	-
Total comprehensive loss for the half-year attributable to the members of Saturn Metals Limited		(2,399,736)	(1,350,019)
Earnings per share:			
Basic Loss per share for the year attributable to the members of Saturn Metals Limited	8	(0.01)	(0.01)
Diluted Loss per share for the year attributable to the members of Saturn Metals Limited	8	(0.01)	(0.01)

The above consolidated statement of profit or loss and other comprehensive income should be read in conjunction with the accompanying notes.

For personal use only

CONSOLIDATED STATEMENT OF FINANCIAL POSITION

As at 31 December 2024

	Note	31 December 2024 \$	30 June 2024 \$
Current Assets			
Cash and cash equivalents		9,524,576	4,111,750
Trade and other receivables		322,332	81,346
Other Current Assets		56,294	170,370
Total Current Assets		9,903,202	4,363,466
Non-Current Assets			
Trade and other receivables		42,974	42,974
Plant & equipment		492,884	500,927
Exploration assets	4	47,183,523	40,005,281
Total Non-Current Assets		47,719,381	40,549,182
Total Assets		57,622,583	44,912,648
Current Liabilities			
Trade and other payables	5	2,959,438	1,909,691
Lease liabilities		84,868	80,709
Total Current Liabilities		3,044,306	1,990,400
Non-Current Liabilities			
Trade and other payables		33,518	50,849
Lease liabilities		18,820	62,208
Total Non-Current Liabilities		52,338	113,057
Total Liabilities		3,096,644	2,103,457
Net Assets		54,525,939	42,809,191
Equity			
Contributed equity	6	67,040,798	53,566,347
Accumulated losses	7	(16,527,780)	(14,128,044)
Share-based payment reserve	7	3,604,021	2,961,988
Option reserve	7	408,900	408,900
Total Equity		54,525,939	42,809,191

The above consolidated statement of financial position should be read in conjunction with the accompanying notes.

For personal use only

CONSOLIDATED STATEMENT OF CHANGES IN EQUITY

For the half-year ended 31 December 2024

	Contributed Equity \$	Accumulated Losses \$	Share-based Payment Reserve \$	Option Revaluation Reserve \$	Total Equity \$
Balance at 1 July 2023	46,096,011	(11,353,561)	2,376,230	408,900	37,527,580
Loss for the half-year	-	(1,350,019)	-	-	(1,350,019)
Total comprehensive loss for the half-year	-	(1,350,019)	-	-	(1,350,019)
Issue of share capital	7,696,200	-	-	-	7,696,200
Share issue costs	(249,757)	-	-	-	(249,757)
Share based payments	-	-	208,240	-	208,240
Balance at 31 December 2023	53,542,454	(12,703,580)	2,584,470	408,900	43,832,244
Balance at 1 July 2024	53,566,347	(14,128,044)	2,961,988	408,900	42,809,191
Loss for the half-year	-	(2,399,736)	-	-	(2,399,736)
Total comprehensive loss for the half-year	-	(2,399,736)	-	-	(2,399,736)
Issue of share capital	13,999,987	-	-	-	13,999,987
Share issue costs	(525,536)	-	-	-	(525,536)
Share based payments	-	-	642,033	-	642,033
Balance at 31 December 2024	67,040,798	(16,527,780)	3,604,021	408,900	54,525,939

The above consolidated statement of changes in equity should be read in conjunction with the accompanying notes.

CONSOLIDATED STATEMENT OF CASH FLOWS

For the half-year ended 31 December 2024

	31 Dec 2024	31 Dec 2023
	\$	\$
Cash flows from operating activities		
Payments to suppliers and employees (inclusive of GST)	(1,231,320)	(756,560)
Net cash outflow from operating activities	(1,231,320)	(756,560)
Cash flows from investing activities		
Payments for exploration expenditure	(6,754,504)	(2,427,277)
Payments for purchase of plant and equipment	(97,039)	(1,395)
Interest received	86,656	27,939
Net cash outflow from investing activities	(6,764,887)	(2,400,733)
Cash flows from financing activities		
Proceeds from issue of shares	13,999,987	7,696,200
Transaction costs of issue of shares	(547,280)	(226,723)
Repayment of lease liability	(43,674)	(64,575)
Net cash inflow from financing activities	13,409,033	7,404,902
Net increase in cash and cash equivalents	5,412,826	4,247,609
Cash and cash equivalents at the beginning of the half-year	4,111,750	3,504,209
Cash and cash equivalents at the end of half-year	9,524,576	7,751,818

The above condensed consolidated statement of cash flows should be read in conjunction with the accompanying notes.

For personal use only

NOTES TO THE FINANCIAL STATEMENTS

1. Basis of Preparation

These general-purpose financial statements for the interim half-year reporting period ended 31 December 2024 have been prepared in accordance with Accounting Standard AASB 134 Interim Financial Reporting and the Corporations Act 2001.

The interim report does not include all the notes of the type normally included in an annual financial report. Accordingly, this report is to be read in conjunction with the annual report for the year ended 30 June 2024 and any public announcements made by Saturn Metals Limited during the interim reporting period in accordance with the continuous disclosure requirements of the Corporations Act 2001.

The accounting policies adopted are consistent with those of the previous financial year and corresponding interim reporting period, with the exception of the adoption of new and amended standards as set out below.

(a) Going Concern

This report is prepared on the going concern basis which assumes the continuity of normal business activity and the realisation of assets and settlement of liabilities in the normal course of business.

The financial statements for the year ended 31 December 2024 have been prepared on the basis that the group is a going concern and therefore, contemplates the continuity of normal business activity, realisation of assets and settlement of liabilities in the normal course of business.

During the half-year the group recorded a net loss after tax of \$2,399,736 and had net cash outflows from operating and investing activities of \$7,996,207. At balance date the group has working capital of \$7,202,877.

The Group's ability to continue as a going concern is principally dependent upon its ability to secure funds by raising capital from equity markets or by other means, and by managing cash flows in line with available funds, and/or the successful development of its exploration assets.

These conditions indicate a material uncertainty that may cast significant doubt about the entity's ability to continue as a going concern and, therefore, that it may be unable to realise its assets and discharge its liabilities in the normal course of business.

The Directors are confident of the ability of the Company to potentially raise capital as and when needed. The Directors are satisfied there are sufficient funds to meet the Group's working capital requirements as at the date of this report.

The Directors have reviewed the business outlook and the assets and liabilities of the Group and are of the opinion that the going concern basis of accounting is appropriate as they believe the Group will continue to be successful in securing the additional funds as and when the need to raise funds arises.

Should the entity not be able to continue as a going concern it may be required to realise its assets and discharge its liabilities other than in the ordinary course of business, and at amounts that differ from those stated in the financial statements. The financial report does not include any adjustments relating to the recoverability or classification of recorded asset amounts, nor the amounts or classification of liabilities that might be necessary should the Group not be able to continue as a going concern.

(b) New and amended standards adopted by the group

Certain new accounting standards and interpretations have been published that are mandatory for the current reporting period and have not been early adopted by the group. The Group assessed that none of the new accounting standards and interpretations will have a material impact on the Group in the current or future reporting periods and on foreseeable future transactions.

(c) Judgements and estimates

NOTES TO THE FINANCIAL STATEMENTS (Cont.)

The preparation of interim financial reports requires management to make judgements, estimates and assumptions that affect the application of accounting policies and the reported amounts of assets and liabilities, income and expenses. Actual results may differ from these estimates.

In preparing this consolidated interim financial report, the material judgements made by management in applying the Company's accounting policies and the key sources of estimation uncertainty were the same as those that applied to the consolidated financial statements as at, and for the year ended 30 June 2024.

2. Material Changes in the Current Reporting Period

During the half-year period, Saturn completed a placement to existing, and new sophisticated and institutional investors which resulted in the issue of 84,848,407 new ordinary shares. Shares were issued in two tranches with 55,602,528 shares issued on 5 July 2024 and 29,245,879 shares issued on 23 August 2024. The issue was completed at a share price of 16.5 cents per share and raised \$13,999,987 (before costs).

During the period, employees exercised 34,000 performance rights which saw the issue of 34,000 new shares to employees of the Company.

Saturn completed the issue of 1,200,000 unlisted Director performance rights, which are subject to performance hurdles and 3,100,000 unlisted Director options, which are subject to vesting over a period of time. Shareholder approval for these issues was received at the Annual General Meeting held on 26 November 2024.

The Group had no other material changes in the reporting period to disclose.

3. Contingencies & Commitments

The Group had no contingent assets or liabilities as at 31 December 2024 (30 June 2024: \$Nil).

Exploration commitments

Under the terms of mineral tenement licences held by the Group, minimum annual expenditure obligations are required to be expended during the forthcoming financial year in order for the tenements to maintain a status of good standing. This expenditure may be subject to variation from time to time in accordance with the relevant state government's regulations. The Group may at any time relinquish tenements and as such avoid the requirement to meet applicable expenditure requirement or may seek exemptions from the relevant authority. Expenditure commitments under the terms of mineral tenement licences within one year at the reporting date but not recognised as liabilities were \$1,014,100 (30 June 2024: \$1,048,100).

4. Exploration & Evaluation Assets

The recoverability of the carrying amount of the exploration and evaluation assets is dependent on the successful development and commercial exploitation, or alternatively the sale, of the respective areas of interest.

	31 December 2024 \$	30 June 2024 \$
At cost	47,183,523	40,005,281
Reconciliation:		
Opening balance	40,005,281	34,695,433
- Exploration expenditure	7,359,258	5,750,871
- Exploration expenditure expensed	(181,016)	(352,991)
- Impairment	-	(88,032)
Closing balance	47,183,523	40,005,281

NOTES TO THE FINANCIAL STATEMENTS (Cont.)

5. Trade & Other Payables	31 December 2024 \$	30 June 2024 \$
Trade payables	2,279,384	1,149,191
Accrued expenses & other payables	364,647	598,376
Employee leave provisions	315,407	162,124
	2,959,438	1,909,691

6. Contributed Equity

Ordinary shares

Ordinary shares entitle the holder to participate in dividends and the proceeds on winding up of the Group in proportion to the number of and amounts paid on the shares held.

	December 2024		June 2024	
	Number of Shares	\$	Number of Shares	\$
Opening balance	224,002,477	53,566,347	161,030,605	46,096,011
<i>Shares issued:</i>				
- On conversion of performance rights	34,000	-	1,083,800	-
- For share placements	84,848,407	13,999,987	61,569,600	7,696,200
- In lieu of progress payments to West Wyalong Joint Venture partners	-	-	318,472	50,000
Transaction costs on share issues	-	(525,536)	-	(275,864)
Closing balance	308,884,884	67,040,798	224,002,477	53,566,347

7. Reserves & Accumulated Losses	31 December 2024 \$	30 June 2024 \$
(a) Accumulated losses		
Opening balance	14,128,044	11,353,561
- Loss for the period	2,399,736	2,774,483
Closing balance	16,527,780	14,128,044
(b) Share-based payments reserve		
Opening balance	2,961,988	2,376,230
- Options expenses (Directors options)	100,044	191,703
- Options expenses (Employee options)	37,354	56,156
- Lapsed options (Employee options)	-	(55,755)
- Performance rights expenses (Director's rights)	119,313	237,997
- Performance rights expenses (Employee's rights)	385,322	317,790
- Lapsed performance rights (Employee's Rights)	-	(162,133)
Closing balance	3,604,021	2,961,988
(c) Option revaluation reserve		
Opening balance	408,900	408,900
- Options issued to third party	-	-
Closing balance	408,900	408,900

For personal use only

NOTES TO THE FINANCIAL STATEMENTS (Cont.)

8. Loss Per Share

Basic loss per share is calculated by dividing the loss attributable to equity holders of the Group, excluding any costs of servicing equity other than ordinary shares, by the weighted average number of ordinary shares outstanding during the financial year, adjusted for bonus elements in ordinary shares issued during the year.

Diluted earnings per share adjusts the figures used in the determination of basic earnings per share to take into account the after income tax effect of interest and other financing costs associated with dilutive potential ordinary shares and the weighted average number of shares assumed to have been issued for no consideration in relation to dilutive potential ordinary shares.

	2024 \$	2023 \$
Basic loss per share		
- Loss from continuing operations attributable to the ordinary equity holders of the Group	(0.01)	(0.01)
Diluted loss per share		
- Loss from continuing operations attributable to the ordinary equity holders of the Group	(0.01)	(0.01)
Reconciliation of loss used in calculation of loss per share		
- Loss from continuing operations attributable to the ordinary equity holders of the Group per share	(2,399,736)	(1,350,019)
	Number of Shares 2024	Number of Shares 2023
Weighted average number of shares used as the denominator		
- Weighted average number of shares used in calculating basic loss per share	298,789,068	177,201,065

Effect of dilutive securities

Options and Performance Rights on issue at reporting date could potentially dilute earnings per share in the future. The effect in the current period is to reduce the loss per share hence they are considered anti-dilutive.

9. Share-Based Payments

Share-based payments expense recognised during the half-year within the consolidated statement of profit or loss were as follows:

	2024 \$	2023 \$
Options issued	137,398	145,192
Options reversed	-	(55,755)
Performance rights issued	504,635	276,147
Performance rights reversed	-	(157,344)
	642,033	208,240

During the half-year 1,200,000 performance rights were issued to the Managing Director, and 3,100,000 unquoted options issued to Non-Executive Directors.

(a) Performance Rights

On 26 November 2024, 1,200,000 Director Performance Rights were granted. The Performance Rights were granted in three tranches (60% Tranche 1, 15% Tranche 2 and 25% Tranche 3) for nil consideration.

NOTES TO THE FINANCIAL STATEMENTS (Cont.)

Fair value of performance rights granted in the half-year to 31 December 2024

The fair value for each tranche of performance rights is determined to be 23 cents per performance right issued, which is a total fair value \$276,000 for the 1,200,000 performance rights granted to Directors during the period.

The performance rights vest in three tranches, as set out in the following table:

Tranche	Measure	Performance Measurement Date
Tranche 1	The Company to publish a positive Preliminary Feasibility Study for the Apollo Hill Gold Project.	By 31 December 2025
Tranche 2	The Company to achieve a 3Moz published Gold Mineral Resource Base.	By 26 November 2026
Tranche 3	The Relevant Director must have remained in continuous employment with the Company from the Issue Date as either Company staff, under an Executive Services Agreement or, Non-Executive Director or as an officially appointed officer.	At 26 November 2026

The performance rights were valued on a prorated basis as a result of the non-market vesting conditions attached. The fair value per performance right at the grant date is determined to be equal to the Company's share price at that date which was \$0.23 per share. The model inputs for performance rights granted during the 6 months ended 31 December 2024 included:

	Director
Exercise price	Nil
Grant date	26 November 2024
Performance measurement date – Tranche 1	31 December 2025
Performance measurement date – Tranche 2	26 November 2026
Performance measurement date – Tranche 3	26 November 2026
Expiry date	26 November 2027
Share price at issue date	\$0.23
Expected price volatility	83%
Expected dividend yield	0%
Risk-free interest rate	3.986%

(b) Unquoted Options

On 26 November 2024, 3,100,000 Director unquoted options were granted, for nil consideration.

Fair value of unquoted options granted in the half-year to 31 December 2024

The fair value of the for the unquoted options is determined to be 11 cents per unquoted option issued which is a total fair value \$341,000 for the 3,100,000 unquoted options granted to Directors during the period.

The options issued vest in one tranche, over a one-year period with, 100% vesting 12 months from the grant date. The fair value at grant date is determined using a Black-Scholes option model that takes into account the exercise price, the term of the unquoted options and the share price at grant date. The model inputs for unquoted options granted during the 6 months ended 31 December 2024 included:

	Director
Exercise price	\$0.32
Grant date	26 November 2024
Expiry date	26 November 2027
Share price at issue date	\$0.23
Expected price volatility	83%
Expected dividend yield	0%
Risk-free interest rate	3.986%
Fair value per unquoted option	\$0.11

For personal use only

NOTES TO THE FINANCIAL STATEMENTS (Cont.)

10. Related Party Transactions

There were no related party transactions in the half-year period to 31 December 2024 outside of normal employment remuneration arrangements.

Key Management Personal Remuneration

Details of the Group's key management personnel compensation arrangements are provided in the Remuneration Report and the Notes to the Financial Statements contained in the Group's Annual Report for the year ended 30 June 2024.

Significant changes in the nature of key management personal compensation since 30 June 2024 are as follows.

(a) Share-Based Remuneration

At the Annual General Meeting of Shareholders on 26 November 2024, 1,200,000 performance rights were granted to the Managing Director and 3,100,000 unquoted options with an exercise price of \$0.32 per share, expiring 26 November 2027 were granted to Non-Executive Directors.

Director	Position	Options	Performance Rights
Ian Bamborough	Managing Director	-	1,200,000
Brett Lambert	Non-Executive Chairman	1,000,000	-
Robert Tyson	Non-Executive Director	700,000	-
Andrew Venn	Non-Executive Director	700,000	-
Adrian Goldstone	Non-Executive Director	700,000	-
		<u>3,100,000</u>	<u>1,200,000</u>

(b) Monetary Remuneration

On 1 December 2024 the base annual monetary remuneration levels were increased as follows:

Director	Position	Base Monetary Remuneration Per Annum (excluding superannuation)	
		To 30 November 2024	From 1 December 2024
Ian Bamborough	Managing Director	\$300,000	\$400,000
Brett Lambert	Non-Executive Chairman	\$70,000	\$84,000
Robert Tyson	Non-Executive Director	\$50,000	\$60,000
Andrew Venn	Non-Executive Director	\$50,000	\$60,000
Adrian Goldstone	Non-Executive Director	\$50,000	\$60,000

Other than as set out above, the Group had no other transactions with related parties.

11. Events After the Reporting Period

Other than set out elsewhere in the report there are no matters or circumstances that have arisen since the end of the financial period which significantly affected or may significantly affect the operations of the Group, the results of those operations or the state of affairs of the Group in future financial years, other than:

- On 20 January 2025 Saturn announced the appointment of mining executive Grant Dyker as CFO and Stuart Ellison was promoted to COO to help drive the development of the Apollo Hill Gold Project.
- On 21 January 2025, 5,070,000 performance rights were issued to Employees.

DIRECTOR'S DECLARATION

The Board of Directors of Saturn Metals Limited declares that:

- (a) the financial statements, comprising the statement of profit or loss and other comprehensive income, statement of financial position, statement of cash flows, statement of changes in equity and accompanying notes are in accordance with the Corporations Act 2001 and:
 - (i) comply with Accounting Standards and the Corporations Regulations 2001 and other mandatory professional reporting requirements; and
 - (ii) give a true and fair view of the financial position as at 31 December 2024 and performance for the half-year ended on that date and
- (b) In the directors' opinion, there are reasonable grounds to believe that the Group will be able to pay its debts as and when they become due and payable;

This declaration is made in accordance with a resolution of the board of directors Pursuant to s303(5)(a) of the *Corporations Act 2001* and is signed for and on behalf of the directors by:



Ian Bamborough
Managing Director
Perth, Western Australia
12 March 2025

For personal use only

INDEPENDENT AUDITOR'S REVIEW REPORT

To the members of Saturn Metals Limited

Report on the Half-Year Financial Report

Conclusion

We have reviewed the half-year financial report of Saturn Metals Limited (the Company) and its subsidiary (the Group), which comprises the consolidated statement of financial position as at 31 December 2024, the consolidated statement of profit or loss and other comprehensive income, the consolidated statement of changes in equity and the consolidated statement of cash flows for the half-year ended on that date, material accounting policy information and other explanatory information, and the directors' declaration.

Based on our review, which is not an audit, we have not become aware of any matter that makes us believe that the accompanying half-year financial report of the Group does not comply with the *Corporations Act 2001* including:

- i. Giving a true and fair view of the Group's financial position as at 31 December 2024 and of its financial performance for the half-year ended on that date; and
- ii. Complying with Accounting Standard AASB 134 *Interim Financial Reporting and the Corporations Regulations 2001*.

Basis for conclusion

We conducted our review in accordance with ASRE 2410 *Review of a Financial Report Performed by the Independent Auditor of the Entity*. Our responsibilities are further described in the *Auditor's Responsibilities for the Review of the Financial Report* section of our report. We are independent of the Company in accordance with the auditor independence requirements of the *Corporations Act 2001* and the ethical requirements of the Accounting Professional and Ethical Standards Board's APES 110 *Code of Ethics for Professional Accountants (including Independence Standards)* (the Code) that are relevant to the audit of the annual financial report in Australia. We have also fulfilled our other ethical responsibilities in accordance with the Code.

We confirm that the independence declaration required by the *Corporations Act 2001* which has been given to the directors of the Company, would be the same terms if given to the directors as at the time of this auditor's review report.

Material uncertainty relating to going concern

We draw attention to Note 1 in the financial report which describes the events and/or conditions which give rise to the existence of a material uncertainty that may cast significant doubt about the Group's ability to continue as a going concern and therefore the Group may be unable to realise its assets and discharge its liabilities in the normal course of business. Our conclusion is not modified in respect of this matter.

Responsibility of the directors for the financial report

The directors of the Company are responsible for the preparation of the half-year financial report that gives a true and fair view in accordance with Australian Accounting Standards and the *Corporations Act 2001* and for such internal control as the directors determine is necessary to enable the preparation of the half-year financial report that gives a true and fair view and is free from material misstatement, whether due to fraud or error.

Auditor's responsibility for the review of the financial report

Our responsibility is to express a conclusion on the half-year financial report based on our review. ASRE 2410 requires us to conclude whether we have become aware of any matter that makes us believe that the half-year financial report is not in accordance with the *Corporations Act 2001* including giving a true and fair view of the Group's financial position as at 31 December 2024 and its financial performance for the half-year ended on that date and complying with Accounting Standard AASB 134 *Interim Financial Reporting* and the *Corporations Regulations 2001*.

A review of a half-year financial report consists of making enquiries, primarily of persons responsible for financial and accounting matters, and applying analytical and other review procedures. A review is substantially less in scope than an audit conducted in accordance with Australian Auditing Standards and consequently does not enable us to obtain assurance that we would become aware of all significant matters that might be identified in an audit. Accordingly, we do not express an audit opinion.

BDO Audit Pty Ltd



Dean Just

Director

Perth, 12 March 2025