

ASX Announcement

27 February 2025

1H FY25 Results – Solid 1H financials & first strategic wins in Europe

1H FY25 Highlights¹

- **Revenue of \$49.9m** in line with pcp (\$50.3m: 1H FY24)
- **Underlying EBITDA of \$3.4m** up 6% on pcp (\$3.2m: 1H FY24)
- Positive operating **cash flow of \$2.2m**
- **Cash of \$11.0m** as at 31 December 2024 (\$5.8m: 1H FY24)
- Growth of European Water Technologies business with first contracts secured in Sweden and UK for PFAS treatment
- Secured multiple water technology contracts in Australia and continued delivery of major projects, including two water treatment plants for a large infrastructure project in Sydney
- Secured multiple field trials in the Permian basin, Texas, with blue-chip customers for use of specialty chemistry to improve performance and reduce environmental impact of wells
- Expanded footprint in international mining market with initial revenues secured by Nuocer SciDev JV in the US and continued supply into Turkey

SciDev Ltd (ASX: SDV) ('**SciDev**' or '**the Company**') provides an update on its financial¹ and operational performance for the six months ended 31 December 2024 (1H FY25).

SciDev CEO Seán Halpin said:

"We've achieved solid results this half-year, with revenue reflecting forecasted seasonality in the US Oil & Gas sector. Despite a slower second quarter, profitability remained strong, driven by high-margin chemistry and growth in water technologies. Over the last six months we have started to reap the benefits of strategic investments, and we are seeing growth across all business units and expansion into new markets, such as our entry into US mining through the Nuocer SciDev JV.

"We've achieved early success in Europe with contracts for PFAS remediation in Sweden and the UK, countries we have targeted as first entry points into the broader PFAS market. No other company rivals our depth of knowledge and practical, on-the-ground experience in PFAS remediation. With

¹ All \$ are A\$ unless otherwise stated

SciDev Limited

ABN: 25 001 150 849

e: info@scidevlimited.com

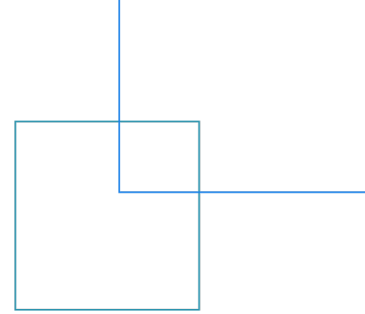
w: scidevlimited.com

Unit 1, 8 Turbo Rd

Kings Park

NSW 2148 AUSTRALIA

p: +61 2 9622 5185



over 7 billion litres treated, our expertise gives us a competitive edge in the \$15.37 billion European water treatment market.

“We continue to strengthen our position in US Oil & Gas with several high-value trials with blue chip companies for our speciality chemistry CatCheck™ and new product FerriSlik™ that significantly improve operational efficiencies and environmental impact of wells. Our innovations ensure we remain at the cutting edge of solutions that drive market expansion.”

Financial Performance

SciDev delivered first-half revenue of \$49.9m, consistent with pcp despite an extended seasonal slowdown in market activity across the US Oil & Gas sector. Following several successful trials, the Mining and Construction business is poised to benefit from higher revenue in 2HFY25.

Table 1: Revenue from Operations by vertical (unaudited)

Sector	1H FY24 (A\$m)	1H FY25 (A\$m)	% Change (vs PCP)
Water Technologies	9.2	9.8	7
Chemical Services	40.9	40.0	-2
- Mining & Construction	12.5	12.5	0
- Energy Services	28.2	27.5	-2
Total	50.1	49.8	-1

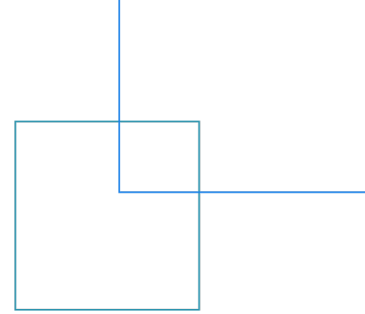
Half yearly positive cash flow from operations of \$2.2m with cash and cash equivalents at 31 December 2024 of \$11.0m (\$5.8m: 1H FY24) with \$8.5m in inventory.

Operational Performance

Water Technologies

- Secured an 18-month, \$2.2m extension for the operation and maintenance of a PFAS water treatment facility with a blue-chip mining client in Western Australia.
- Successfully mobilised a water treatment plant to support the construction of a large infrastructure project in Sydney. Installation and commissioning will be completed in Q3, with a total contract value of \$5.6m.
- Operated six PFAS treatment projects through Q1 FY25 generating \$2m in revenue.
- Secured a \$1.9m design contract to support a large mine rehabilitation project in Australia.
- Awarded a contract for the preliminary design of a third water treatment plant with a mining client in Western Australia.

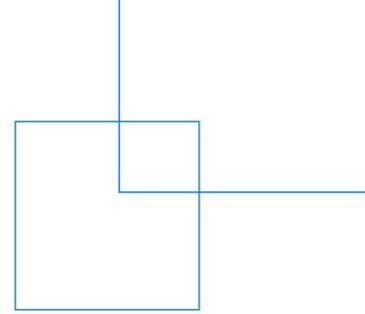
For personal use only



- Secured first commercial order in Europe for PFAS treatment. The contract, valued at \$0.5m, is with Swedish Hydro Solutions AB for a containerised PFAS treatment system to remediate a contaminated landfill site in Northeast Sweden. Construction and installation of the plant were completed during the quarter.
- Began the design, procurement, and early-stage construction of a water treatment plant under a \$4.75m contract, supporting a major infrastructure project in Sydney.
- Successfully completed a \$2m contract with Ventia Utility Services for the supply of a Build-Own-Operate water treatment plant to treat PFAS-contaminated surface water in Victoria.
- Delivered 30 water quality monitoring stations for use across multiple mine sites in Western Australia with an additional 18 units commissioned.
- Post-period, secured a contract with a UK blue-chip Oil & Gas customer for a containerised PFAS treatment system.

Chemical Services

- Participated in multiple successful trials evaluating friction reducer performance with two blue-chip E&P companies in the Permian Basin.
- Successfully executed a one-year supply agreement with a BlueChip E&P client to provide a completed chemistry package, including SciDev's CatChek™ technology, to support operations in the Mid-Con oilfield.
- Commercial launch of new Iron Tolerant Friction Reducer line FerriSlik™ developed to solve issues faced by operators in the Midland Basin of West Texas operating in iron rich environments. The product will be available for field trials in Q3 FY25.
- Secured a field trial with a current blue-chip client, BPX, in a second region for the use of CatChek™.
- Received a new purchase order for MaxiFlox® flocculant to support a trial with a major mineral sands producer in South Australia, resulting in a successful trial and continued supply into the March 2025 quarter.
- Completed a successful six-week trial of MaxiFlox® chemistry with a Tier 1 gold producer in WA, with the opportunity for ongoing supply into 2025.
- First supply of MaxiFlox® super absorbent polymer to a major tunnel project in Victoria to assist with the ongoing management and treatment of tunnel spoil.
- First supply of MaxiDry® chemistry to a tunnel project in NSW. Supply will continue for the project's duration, expected to be completed by the December quarter of FY26.
- The Nuor SciDev Joint Venture continued supply into Turkey and successfully secured its first sales in the US mining market.



Outlook

SciDev CEO Seán Halpin said:

“Market conditions in the US Oil & Gas sector will continue to improve over coming months, supporting a stronger second half in line with the same period last year. The new US administration’s pro-infrastructure stance is driving positive momentum across Oil & Gas and mining operations, creating additional growth opportunities for our business.

“In the global mining market, we will continue leverage our Nuocer SciDev JV to expand our customer base for high-margin speciality chemistry products. We remain committed to using our proprietary technology solutions to maintain our critical advantage in solving complex water challenges for blue-chip clients.

“In Europe, our focus is on scaling operations, expanding our asset base to support growth, and raising brand awareness. Initial wins will come from smaller, rapidly deployable projects, positioning us for larger opportunities as regulatory frameworks evolve and enforcement strengthens across the region. These developments will drive new opportunities for our water technology services, accelerating our expansion in key European markets.

“We are also accelerating expansion into the North American water technology sector with a particular focus on PFAS remediation, driven by stringent regulations introduced under the first Trump administration. Our strong balance sheet and continuing positive operating cash flow provides us the flexibility to pursue these strategic growth initiatives and deliver sustained growth in the months ahead.”

Investor webinar

Date and time: 3 March at 2pm AEST.

CEO Seán Halpin will provide an update on the Company’s progress during 1H FY25. Shareholders will have an opportunity to participate in a Q&A session at the end of the briefing.

To pre-register for this webinar, please use the following link:

<https://us06web.zoom.us/j/86406589185>

The Board of SciDev Limited authorises this announcement.

For Further Information

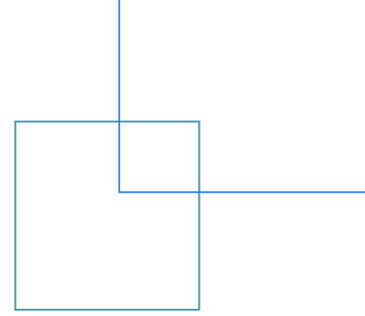
Corporate

Seán Halpin – Chief Executive Officer

Anna Hooper – Chief Financial Officer

+61 2 9622 5185

For personal use only



About SciDev

SciDev is a leader innovative solutions that solve industries most complex water problems. . Our solutions allow clients to reuse water, improve operational efficiencies and reduce their environmental footprints. We deliver world-leading chemistry and water treatment technology with end-to-end support from our specialist scientists and engineers.

SciDev works with clients across a range of industries, including Mining, Oil & Gas, Construction & Infrastructure and Water Treatment.

For personal use only

SciDev Limited
Appendix 4D
Half-year report

1. Company details

Name of entity: SciDev Limited
ABN: 25 001 150 849
Reporting period: For the half-year ended 31 December 2024
Previous period: For the half-year ended 31 December 2023

2. Results for announcement to the market

				\$'000
Revenues from ordinary activities	down	1%	to	49,927
Loss from ordinary activities after tax attributable to the owners of SciDev Limited	down	219%	to	(68)
Loss for the half-year attributable to the owners of SciDev Limited	down	219%	to	(68)
		31 Dec 2024	31 Dec 2023	
		Cents	Cents	
Basic (loss)/earnings per share		(0.04)	0.03	
Diluted (loss)/earnings per share		(0.04)	0.03	

Dividends

There were no dividends paid, recommended or declared during the current financial period.

Comments

The loss for the consolidated entity after providing for income tax amounted to \$68,000 (31 December 2023: profit of \$57,000).

Reference is made to the *Review of Operations* in the Directors' Report contained in the attached Interim Financial Report for SciDev Limited for the half-year ended 31 December 2024.

3. Net tangible assets

	31 Dec 2024	30 Jun 2024
	Cents	Cents
Net tangible assets per ordinary security	<u>13.84</u>	<u>13.27</u>

4. Other

Not applicable.

SciDev Limited

ABN 25 001 150 849

Interim Financial Report - 31 December 2024

For personal use only

SciDev Limited
Contents
31 December 2024

Directors' report	2
Auditor's independence declaration	4
Consolidated statement of profit or loss and other comprehensive income	5
Consolidated statement of financial position	6
Consolidated statement of changes in equity	7
Consolidated statement of cash flows	8
Notes to the consolidated financial statements	9
Directors' declaration	19
Independent auditor's review report to the members of SciDev Limited	20
Corporate directory	22

General information

The financial statements cover SciDev Limited as a consolidated entity consisting of SciDev Limited and the entities it controlled at the end of, or during, the half-year. The financial statements are presented in Australian dollars, which is SciDev Limited's functional and presentation currency.

SciDev Limited is a listed public company limited by shares, incorporated and domiciled in Australia. Its registered office and principal place of business are:

Registered office

Level 8
210 George Street
Sydney
NSW 2000

Principal place of business

Unit 1
8 Turbo Road
Kings Park
NSW 2148

A description of the nature of the consolidated entity's operations and its principal activities are included in the directors' report, which is not part of the financial statements.

The financial statements were authorised for issue, in accordance with a resolution of directors, on 27 February 2025.

For personal use only

SciDev Limited
Directors' report
31 December 2024

The directors present their report, together with the financial statements, on the consolidated entity (referred to hereafter as the 'Group' or the 'consolidated entity') consisting of SciDev Limited (referred to hereafter as the 'company' or 'parent entity') and the entities it controlled at the end of, or during, the half-year ended 31 December 2024 (1H FY25).

Directors

The following persons were directors of SciDev Limited during the whole of the financial half-year and up to the date of this report unless otherwise stated:

Vaughan Busby
Jon Gourlay
Dan O'Toole
Michael Utsler
Simone Watt (resigned 21 November 2024)

Principal activities

SciDev is a leader in the environmental solutions market focused on water-intensive industries. SciDev brings together world-class technology, chemistry and application to solve pressing operational and environmental issues for the water, oil and gas, mining and construction markets.

Dividends

There were no dividends paid, recommended or declared during the current or previous financial half-year.

Operating and financial review

1H FY25 unaudited revenue of \$49.9m (1H FY24 \$50.3m), delivering an underlying EBITDA of \$3.4m (1H FY24 \$3.2m).

Cashflow from operations of \$2.2m. During the period, SciDev made a final payment of \$2.3m associated with the acquisition of Haldon Industries (ref ASX release 29 March 2021). To fund this payment, \$3.0m was drawn down under a non-revolving amortising facility with Westpac Bank.

SciDev maintained a robust balance sheet with cash and cash equivalents at 31 December 2024 of \$10.9m with \$8.5m in inventory.

Reconciliation of profit before income tax to EBITDA (unaudited):

	31 Dec 2024	31 Dec 2023
	\$'000	\$'000
Profit before income tax	955	886
Depreciation and amortisation	2,075	2,041
Finance costs	323	301
EBITDA	<u>3,353</u>	<u>3,228</u>

EBITDA is a non-IFRS earnings measure which does not have any standardised meaning prescribed by IFRS and, therefore, may not be comparable to EBITDA presented by other companies. This measure, which is unaudited, is important to management as an additional way to evaluate the consolidated entity's performance.

During 1H FY25, SciDev continued to expand its client presence, securing numerous new contracts and expanding its operational footprint across the two segments of Chemical Services and Water Technologies.

Chemical Services

SciDev continues to innovate and deliver a range of chemistry solutions to its clients, that improve operational efficiency and reduce their wastewater footprint. During the period, SciDev delivered an improved financial performance and expanded the customer base across the mining, construction and energy services markets, with the award of a number of new contracts to blue-chip clients. The outlook for the Chemical Services segment remains positive, and SciDev anticipates growth and expansion of market share by delivering bespoke chemistry to new clients, through direct sales and by progressing the Joint Venture with Nuocer Chemicals.

SciDev Limited
Directors' report
31 December 2024

Water Technologies

SciDev's Water Technologies segment is centered around the removal of harmful contaminants from groundwater, surface water and industrial liquid waste, allowing water to be reused or safely discharged to the environment. SciDev operates through both Build, Own & Operate (BOO) and Design & Construct (D&C) commercial models and delivers solutions to various markets. During the period, the segment continued expanding its Australian operations, executing several new contracts with clients requiring PFAS and broader water treatment solutions. A initial contract in Sweden was delivered in the period. The segment has a strong outlook as the demand for PFAS treatment solutions increases, driven by impending regulation in Europe and North America.

Significant changes in the state of affairs

There were no significant changes in the state of affairs of the consolidated entity during the financial half-year.

Matters subsequent to the end of the financial half-year

No matter or circumstance has arisen since 31 December 2024 that has significantly affected, or may significantly affect the consolidated entity's operations, the results of those operations, or the consolidated entity's state of affairs in future financial years.

Rounding of amounts

The company is of a kind referred to in Corporations Instrument 2016/191, issued by the Australian Securities and Investments Commission, relating to 'rounding-off'. Amounts in this report have been rounded off in accordance with that Corporations Instrument to the nearest thousand dollars, or in certain cases, the nearest dollar.

Auditor's independence declaration

A copy of the auditor's independence declaration, as required under section 307C of the Corporations Act 2001, is set out immediately after this directors' report.

This report is made in accordance with a resolution of directors, pursuant to section 306(3)(a) of the Corporations Act 2001.

On behalf of the directors



Vaughan Busby
Chairman

27 February 2025
Sydney

For personal use only



Shape the future
with confidence

Ernst & Young
200 George Street
Sydney NSW 2000 Australia
GPO Box 2646 Sydney NSW 2001

Tel: +61 2 9248 5555
Fax: +61 2 9248 5959
ey.com/au

Auditor's independence declaration to the directors of SciDev Limited

As lead auditor for the review of SciDev Limited for the half-year ended 31 December 2024, I declare to the best of my knowledge and belief, there have been:

- a. No contraventions of the auditor independence requirements of the *Corporations Act 2001* in relation to the review;
- b. No contraventions of any applicable code of professional conduct in relation to the review; and
- c. No non-audit services provided that contravene any applicable code of professional conduct in relation to the review.

This declaration is in respect of SciDev Limited and the entities it controlled during the financial period.

A stylized signature of the Ernst & Young logo, written in a cursive script.

Ernst & Young

A handwritten signature in cursive script that reads 'Siobhan Hughes'.

Siobhan Hughes
Partner
27 February 2025

For personal use only

SciDev Limited

Consolidated statement of profit or loss and other comprehensive income
For the half-year ended 31 December 2024

	Note	31 Dec 2024 \$'000	31 Dec 2023 \$'000
Revenue	3	49,927	50,261
Other income		17	19
Expenses			
Changes in inventories, and raw materials and consumables used		(32,997)	(35,215)
Contractors and consultants		(779)	(697)
Depreciation and amortisation expense		(2,075)	(2,041)
Employee benefits expense		(8,847)	(7,564)
Employee related expenses		(442)	(615)
Insurance		(487)	(309)
Professional fees		(526)	(423)
Travel and accommodation		(805)	(778)
Other expenses		(1,708)	(1,451)
Finance costs		(323)	(301)
Profit before income tax expense		955	886
Income tax expense		(1,023)	(829)
(Loss)/profit after income tax expense for the half-year attributable to the owners of SciDev Limited		(68)	57
Other comprehensive income			
<i>Items that will not be reclassified subsequently to profit or loss</i>			
Gain on the revaluation of equity instruments at fair value through other comprehensive income		149	108
<i>Items that may be reclassified subsequently to profit or loss</i>			
Foreign currency translation		1,160	(334)
Other comprehensive income for the half-year, net of tax		1,309	(226)
Total comprehensive income for the half-year attributable to the owners of SciDev Limited		<u>1,241</u>	<u>(169)</u>
		Cents	Cents
Basic (loss)/earnings per share	15	(0.04)	0.03
Diluted (loss)/earnings per share	15	(0.04)	0.03

The above consolidated statement of profit or loss and other comprehensive income should be read in conjunction with the accompanying notes

SciDev Limited
Consolidated statement of financial position
As at 31 December 2024

	Note	31 Dec 2024 \$'000	30 Jun 2024 \$'000
Assets			
Current assets			
Cash and cash equivalents	4	10,950	9,425
Trade and other receivables	5	10,820	7,355
Contract assets		2,552	4,930
Inventories	6	8,543	7,529
Income tax refund due		3	3
Other	7	1,390	798
Total current assets		<u>34,258</u>	<u>30,040</u>
Non-current assets			
Contract assets		133	157
Financial assets at fair value through other comprehensive income		601	452
Property, plant and equipment	8	10,212	11,514
Intangibles	9	25,393	25,047
Deferred tax		4,179	4,113
Other	7	828	691
Total non-current assets		<u>41,346</u>	<u>41,974</u>
Total assets		<u>75,604</u>	<u>72,014</u>
Liabilities			
Current liabilities			
Trade and other payables	10	16,347	15,031
Contract liabilities		281	395
Interest bearing liabilities	11	527	2,320
Lease liabilities		1,116	1,166
Income tax payable		1,773	570
Employee benefits		645	656
Total current liabilities		<u>20,689</u>	<u>20,138</u>
Non-current liabilities			
Interest bearing liabilities	11	2,077	-
Lease liabilities		1,169	1,639
Total non-current liabilities		<u>3,246</u>	<u>1,639</u>
Total liabilities		<u>23,935</u>	<u>21,777</u>
Net assets		<u>51,669</u>	<u>50,237</u>
Equity			
Issued capital	12	119,630	119,489
Reserves	13	602	(757)
Accumulated losses		(68,563)	(68,495)
Total equity		<u>51,669</u>	<u>50,237</u>

The above consolidated statement of financial position should be read in conjunction with the accompanying notes

SciDev Limited
Consolidated statement of changes in equity
For the half-year ended 31 December 2024

	Issued capital \$'000	Reserves \$'000	Accumulated losses \$'000	Total equity \$'000
Balance at 1 July 2023	119,489	(794)	(70,670)	48,025
Profit after income tax expense for the half-year	-	-	57	57
Other comprehensive income for the half-year, net of tax	-	(226)	-	(226)
Total comprehensive income for the half-year	-	(226)	57	(169)
Balance at 31 December 2023	119,489	(1,020)	(70,613)	47,856
	Issued capital \$'000	Reserves \$'000	Accumulated losses \$'000	Total equity \$'000
Balance at 1 July 2024	119,489	(757)	(68,495)	50,237
Loss after income tax expense for the half-year	-	-	(68)	(68)
Other comprehensive income for the half-year, net of tax	-	1,309	-	1,309
Total comprehensive income for the half-year	-	1,309	(68)	1,241
<i>Transactions with owners in their capacity as owners:</i>				
Contributions of equity (note 12)	141	-	-	141
Share-based payments	-	50	-	50
Balance at 31 December 2024	119,630	602	(68,563)	51,669

The above consolidated statement of changes in equity should be read in conjunction with the accompanying notes

SciDev Limited
Consolidated statement of cash flows
For the half-year ended 31 December 2024

	Note	31 Dec 2024 \$'000	31 Dec 2023 \$'000
Cash flows from operating activities			
Receipts from customers (inclusive of GST)		51,143	45,241
Payments to suppliers and employees (inclusive of GST)		<u>(48,712)</u>	<u>(44,172)</u>
		2,431	1,069
Interest and other finance costs paid		(242)	(199)
Income taxes paid		<u>-</u>	<u>(410)</u>
Net cash from operating activities		<u>2,189</u>	<u>460</u>
Cash flows from investing activities			
Payments for business acquisitions completed in prior periods		(2,379)	(402)
Payments for property, plant and equipment		(446)	(1,144)
Payments for intangibles		(19)	(30)
Payments for security deposits		<u>(256)</u>	<u>(213)</u>
Net cash used in investing activities		<u>(3,100)</u>	<u>(1,789)</u>
Cash flows from financing activities			
Proceeds from bank loans		3,000	-
Principal elements of lease payments		(599)	(507)
Repayment of bank loans		(200)	-
Transaction costs related to bank loans		<u>(218)</u>	<u>-</u>
Net cash from/(used in) financing activities		<u>1,983</u>	<u>(507)</u>
Net increase/(decrease) in cash and cash equivalents		1,072	(1,836)
Cash and cash equivalents at the beginning of the financial half-year		9,425	7,732
Effects of exchange rate changes on cash and cash equivalents		<u>453</u>	<u>(90)</u>
Cash and cash equivalents at the end of the financial half-year	4	<u><u>10,950</u></u>	<u><u>5,806</u></u>

The above consolidated statement of cash flows should be read in conjunction with the accompanying notes

Note 1. Material accounting policy information

These general-purpose financial statements for the interim half-year reporting period ended 31 December 2024 have been prepared in accordance with Australian Accounting Standard AASB 134 'Interim Financial Reporting' and the Corporations Act 2001, as appropriate for for-profit oriented entities. Compliance with AASB 134 ensures compliance with International Financial Reporting Standard IAS 34 'Interim Financial Reporting'.

These general-purpose financial statements do not include all the notes of the type normally included in annual financial statements. Accordingly, these financial statements are to be read in conjunction with the annual report for the year ended 30 June 2024 and any public announcements made by the company during the interim reporting period in accordance with the continuous disclosure requirements of the Corporations Act 2001.

The accounting policies adopted are consistent with those of the previous financial year and corresponding interim reporting period, unless otherwise stated.

New or amended Accounting Standards and Interpretations adopted

The consolidated entity has adopted all of the new or amended Accounting Standards and Interpretations issued by the Australian Accounting Standards Board ('AASB') that are mandatory for the current reporting period. The adoption of these Accounting Standards and Interpretations did not have any significant impact on the financial performance or position of the consolidated entity.

Any new or amended Accounting Standards or Interpretations that are not yet mandatory have not been early adopted.

Note 2. Operating segments

Identification of reportable operating segments

Operating and business segments are reported in a manner consistent with the internal reporting provided to the chief operating decision maker. The chief operating decision maker, who is responsible for allocating resources and assessing the performance of the operating segments, has been identified as the Board of Directors.

Types of products and services

The principal products and services of each of these operating segments are as follows:

Chemical Services	Develop, manufacture and supply a range of chemistries and performance solutions that improve operational efficiencies, reduce waste and minimise water consumption across industry.
Water Technologies	Specialised water treatment and remediation technologies that remove harmful contaminants from groundwater, surface water and industrial liquid waste allowing water to be recycled or safely discharged to the environment.
Corporate	Includes Head Office and group services

Intersegment transactions

Intersegment transactions were made at market rates. Intersegment transactions are eliminated on consolidation.

SciDev Limited
Notes to the consolidated financial statements
31 December 2024

Note 2. Operating segments (continued)

Operating segment information for the six months ended:

	Chemical Services \$'000	Water Technologies \$'000	Corporate \$'000	Eliminations and adjustments \$'000	Total \$'000
31 Dec 2024					
Revenue					
Sales to external customers	40,101	9,748	-	-	49,849
Intersegment sales	3	-	-	(3)	-
Total sales revenue	40,104	9,748	-	(3)	49,849
Other revenue	-	-	78	-	78
Total revenue	40,104	9,748	78	(3)	49,927
EBITDA	6,111	(924)	(1,832)	(2)	3,353
Depreciation and amortisation					(2,075)
Finance costs					(323)
Profit before income tax expense					955
Income tax expense					(1,023)
Loss after income tax expense					(68)
31 Dec 2023					
Revenue					
Sales to external customers	40,943	9,246	-	-	50,189
Intersegment sales	13	-	-	(13)	-
Total sales revenue	40,956	9,246	-	(13)	50,189
Other revenue	-	-	72	-	72
Total revenue	40,956	9,246	72	(13)	50,261
EBITDA	5,200	(584)	(1,428)	40	3,228
Depreciation and amortisation					(2,041)
Finance costs					(301)
Profit before income tax expense					886
Income tax expense					(829)
Profit after income tax expense					57

Note 3. Revenue

	31 Dec 2024 \$'000	31 Dec 2023 \$'000
<i>Revenue from contracts with customers</i>		
Treatment fees and product sales	49,849	50,189
<i>Other revenue</i>		
Rent	78	72
Revenue	49,927	50,261

For personal use only

SciDev Limited
Notes to the consolidated financial statements
31 December 2024

Note 3. Revenue (continued)

Disaggregation of revenue

The disaggregation of revenue from contracts with customers is as follows:

	31 Dec 2024	31 Dec 2023
	\$'000	\$'000
<i>Geographical regions</i>		
Australia	21,677	20,791
North America	27,627	28,305
Europe	300	-
Other	245	1,093
	<u>49,849</u>	<u>50,189</u>
<i>Timing of revenue recognition</i>		
Goods transferred at a point in time	39,510	40,014
Services transferred over time	10,339	10,175
	<u>49,849</u>	<u>50,189</u>

Note 4. Cash and cash equivalents

	31 Dec 2024	30 Jun 2024
	\$'000	\$'000
<i>Current assets</i>		
Cash at bank	10,900	9,375
Cash on deposit	50	50
	<u>10,950</u>	<u>9,425</u>

Note 5. Trade and other receivables

	31 Dec 2024	30 Jun 2024
	\$'000	\$'000
<i>Current assets</i>		
Trade receivables	10,820	7,355
	<u>10,820</u>	<u>7,355</u>

Note 6. Inventories

	31 Dec 2024	30 Jun 2024
	\$'000	\$'000
<i>Current assets</i>		
Stock in transit - at cost	1,304	916
Stock on hand - at cost	7,239	6,613
	<u>8,543</u>	<u>7,529</u>

For personal use only

SciDev Limited
Notes to the consolidated financial statements
31 December 2024

Note 7. Other

	31 Dec 2024 \$'000	30 Jun 2024 \$'000
<i>Current assets</i>		
Prepayments	1,125	539
Security deposits	236	116
Other current assets	29	143
	<u>1,390</u>	<u>798</u>
<i>Non-current assets</i>		
Security deposits	828	691
	<u>2,218</u>	<u>1,489</u>

Note 8. Property, plant and equipment

	31 Dec 2024 \$'000	30 Jun 2024 \$'000
<i>Non-current assets</i>		
Office buildings and warehouses - at cost	3,025	2,970
Less: Accumulated depreciation	(1,699)	(1,285)
	<u>1,326</u>	<u>1,685</u>
Plant and equipment - at cost	15,918	15,368
Less: Accumulated depreciation	(8,219)	(6,942)
	<u>7,699</u>	<u>8,426</u>
Motor vehicles - at cost	1,922	1,879
Less: Accumulated depreciation	(958)	(748)
	<u>964</u>	<u>1,131</u>
Office equipment - at cost	469	456
Less: Accumulated depreciation	(246)	(184)
	<u>223</u>	<u>272</u>
	<u>10,212</u>	<u>11,514</u>

For personal use only

SciDev Limited
Notes to the consolidated financial statements
31 December 2024

Note 8. Property, plant and equipment (continued)

Reconciliations

Reconciliations of the written down values at the beginning and end of the current financial half-year are set out below:

	Office buildings and warehouses \$'000	Plant and equipment \$'000	Motor vehicles \$'000	Office equipment \$'000	Total \$'000
Balance at 1 July 2024	1,685	8,426	1,131	272	11,514
Additions	-	436	-	10	446
Recovered from contracts	-	(38)	-	-	(38)
Exchange differences	32	24	27	2	85
Recognition of right-of-use assets	-	21	-	-	21
Depreciation expense	(391)	(1,170)	(194)	(61)	(1,816)
Balance at 31 December 2024	<u>1,326</u>	<u>7,699</u>	<u>964</u>	<u>223</u>	<u>10,212</u>

Included in the above line items are right-of-use assets over the following:

	Office buildings and warehouses \$'000	Plant and equipment \$'000	Motor vehicles \$'000	Total \$'000
Balance at 1 July 2024	1,685	121	840	2,646
Recognition of right-of-use assets	-	21	-	21
Exchange differences	32	4	27	63
Depreciation expense	(391)	(83)	(132)	(606)
Balance at 31 December 2024	<u>1,326</u>	<u>63</u>	<u>735</u>	<u>2,124</u>

Note 9. Intangibles

	31 Dec 2024 \$'000	30 Jun 2024 \$'000
<i>Non-current assets</i>		
Goodwill - at cost	21,404	20,833
Trademarks and intellectual property - at cost	3,761	3,729
Less: Accumulated amortisation	(1,181)	(1,087)
	<u>2,580</u>	<u>2,642</u>
Customer contracts - at cost	2,600	2,600
Less: Accumulated amortisation	(1,191)	(1,028)
	<u>1,409</u>	<u>1,572</u>
	<u>25,393</u>	<u>25,047</u>

For personal use only

SciDev Limited
Notes to the consolidated financial statements
31 December 2024

Note 9. Intangibles (continued)

Reconciliations

Reconciliations of the written down values at the beginning and end of the current financial half-year are set out below:

	Goodwill \$'000	Trademarks and intellectual property \$'000	Customer contracts \$'000	Total \$'000
Balance at 1 July 2024	20,833	2,642	1,572	25,047
Additions	-	19	-	19
Exchange differences	571	15	-	586
Amortisation expense	-	(96)	(163)	(259)
Balance at 31 December 2024	<u>21,404</u>	<u>2,580</u>	<u>1,409</u>	<u>25,393</u>

Note 10. Trade and other payables

	31 Dec 2024 \$'000	30 Jun 2024 \$'000
<i>Current liabilities</i>		
Trade payables	14,460	15,031
Other payables	1,887	-
	<u>16,347</u>	<u>15,031</u>

Note 11. Interest bearing liabilities

	31 Dec 2024 \$'000	30 Jun 2024 \$'000
<i>Current liabilities</i>		
Secured:		
Bank loans (a)	527	-
Unsecured:		
Payable to vendors of Haldon Industries (b)	-	2,320
	<u>527</u>	<u>2,320</u>
<i>Non-current liabilities</i>		
Secured:		
Bank loans (a)	2,077	-
	<u>2,604</u>	<u>2,320</u>

For personal use only

SciDev Limited
Notes to the consolidated financial statements
31 December 2024

Note 11. Interest bearing liabilities (continued)

(a) Bank loans

On 23 August 2024, SciDev Limited executed a finance facility for \$10m with Westpac Limited which comprises:

- Facility A - an amortising non-revolving variable rate bank bill business loan facility for \$3m
- Facility B - a non-amortising revolving variable rate bank bill business loan facility for \$5m
- Facility C - a revolving equipment finance facility for \$2m

On 29 August 2024, \$3m was drawn down under Facility A. This loan is repayable by \$50k monthly instalments from the draw date, maturing on 23 August 2027.

The facilities are secured by a general security deed over the assets of the consolidated entity.

The interest rate on the facility used at 31 December 2024 was 6.36%.

Under the terms of the facility agreement, the Group is required to comply with the following financial covenants:

- (i) Leverage Ratio - the Leverage Ratio must be equal to or less than 2.00 times at all times;
- (ii) Debt Service Cover Ratio - the Debt Service Cover Ratio must be equal to or greater than 1.50 times at all times;
- (iii) Equity Ratio - the Equity Ratio must be equal to or greater than 45% at all times;
- (iv) Facility B Draw Ratio - the Facility B Draw Ratio must be equal to or less than 60% at all times.

The Group is in compliance with all of its debt covenants.

(b) Payable to the vendors of Haldon Industries

The payable to Haldon Industries represented the balance of consideration owed to Haldon Industries, a related party, and was fully paid in the half-year ended 31 December 2024. The payable accrued interest at 12% per annum.

Financing arrangements

	31 Dec 2024 \$'000	30 Jun 2024 \$'000
Used at the reporting date (net of repayments)		
Bank loan - amortising and non-revolving facility*	2,800	-
Bank loan - non-amortising revolving business loan facility	-	-
Bank loan - equipment finance facility	-	-
Payable to the vendors of Haldon Industries	-	2,320
	2,800	2,320
Unused at the reporting date		
Bank loan - amortising and non-revolving facility*	-	-
Bank loan - non-amortising revolving business loan facility	5,000	-
Bank loan - equipment finance facility	2,000	-
Payable to the vendors of Haldon Industries	-	-
	7,000	-

* The used bank loan facility excludes borrowing costs capitalised.

Accounting policy for Interest bearing liabilities

Interest bearing liabilities are recognised initially at fair value net of directly attributable transaction costs. After initial recognition, Interest bearing liabilities are subsequently measured at amortised cost using the effective interest rate ("EIR") method. Gains and losses are recognised in profit or loss when the liabilities are derecognised as well as through the EIR amortisation process. Amortised cost is calculated by taking into account any discount or premium on acquisition and fees or costs that are an integral part of the EIR. The EIR amortisation is included as finance costs in the statement of profit or loss.

For personal use only

SciDev Limited
Notes to the consolidated financial statements
31 December 2024

Note 12. Issued capital

	31 Dec 2024 Shares	30 Jun 2024 Shares	31 Dec 2024 \$'000	30 Jun 2024 \$'000
Ordinary shares - fully paid	<u>190,137,753</u>	<u>189,853,077</u>	<u>119,630</u>	<u>119,489</u>

Movements in ordinary share capital

Details	Date	Shares	Issue price	\$'000
Balance	1 July 2024	189,853,077		119,489
Shares issued to Directors in lieu of fees	13 December 2024	<u>284,676</u>	\$0.495	<u>141</u>
Balance	31 December 2024	<u>190,137,753</u>		<u>119,630</u>

Note 13. Reserves

	31 Dec 2024 \$'000	30 Jun 2024 \$'000
Financial assets at fair value through other comprehensive income reserve	(902)	(1,051)
Foreign currency reserve	939	(221)
Share-based payments reserve	<u>565</u>	<u>515</u>
	<u>602</u>	<u>(757)</u>

Movements in reserves

Movements in each class of reserve during the current financial half-year are set out below:

	Financial assets at FVOCI reserve \$'000	Foreign currency reserve \$'000	Share-based payments reserve \$'000	Total \$'000
Balance at 1 July 2024	(1,051)	(221)	515	(757)
Revaluation - gross ()	149	-	-	149
Foreign currency translation	-	1,160	-	1,160
Share-based payments	<u>-</u>	<u>-</u>	<u>50</u>	<u>50</u>
Balance at 31 December 2024	<u>(902)</u>	<u>939</u>	<u>565</u>	<u>602</u>

For personal use only

SciDev Limited
Notes to the consolidated financial statements
31 December 2024

Note 14. Fair value measurement

Fair value hierarchy

The following tables detail the consolidated entity's assets and liabilities, measured or disclosed at fair value, using a three level hierarchy, based on the lowest level of input that is significant to the entire fair value measurement, being:

Level 1: Quoted prices (unadjusted) in active markets for identical assets or liabilities that the entity can access at the measurement date

Level 2: Inputs other than quoted prices included within Level 1 that are observable for the asset or liability, either directly or indirectly

Level 3: Unobservable inputs for the asset or liability

31 Dec 2024	Level 1 \$'000	Level 2 \$'000	Level 3 \$'000	Total \$'000
<i>Assets</i>				
Equity securities - listed	598	-	-	598
Equity securities - unlisted	-	3	-	3
Total assets	598	3	-	601

30 Jun 2024	Level 1 \$'000	Level 2 \$'000	Level 3 \$'000	Total \$'000
<i>Assets</i>				
Equity securities - listed	449	-	-	449
Equity securities - unlisted	-	3	-	3
Total assets	449	3	-	452

Valuation techniques for fair value measurements categorised within level 2 and level 3

Level 2: Equity securities

The fair value of financial instruments that are not traded in an active market is determined using valuation techniques which maximise the use of observable market data and rely as little as possible on entity-specific estimates. If all significant inputs required to fair value an instrument are observable, the instrument is included in level 2.

Note 15. Earnings per share

	31 Dec 2024 \$'000	31 Dec 2023 \$'000
(Loss)/profit after income tax attributable to the owners of SciDev Limited	<u>(68)</u>	<u>57</u>
	Number	Number
Weighted average number of ordinary shares used in calculating basic earnings per share	<u>189,919,281</u>	<u>189,853,077</u>
Weighted average number of ordinary shares used in calculating diluted earnings per share	<u>189,919,281</u>	<u>189,853,077</u>
	Cents	Cents
Basic (loss)/earnings per share	(0.04)	0.03
Diluted (loss)/earnings per share	(0.04)	0.03

For personal use only

Note 16. Events after the reporting period

No matter or circumstance has arisen since 31 December 2024 that has significantly affected, or may significantly affect the consolidated entity's operations, the results of those operations, or the consolidated entity's state of affairs in future financial years.

For personal use only


SciDev Limited
Directors' declaration
31 December 2024

In the directors' opinion:

- the attached financial statements and notes comply with the Corporations Act 2001, Australian Accounting Standard AASB 134 'Interim Financial Reporting', the Corporations Regulations 2001 and other mandatory professional reporting requirements;
- the attached financial statements and notes give a true and fair view of the consolidated entity's financial position as at 31 December 2024 and of its performance for the financial half-year ended on that date; and
- there are reasonable grounds to believe that the company will be able to pay its debts as and when they become due and payable.

Signed in accordance with a resolution of directors made pursuant to section 303(5)(a) of the Corporations Act 2001.

On behalf of the directors



Vaughan Busby
Chairman

27 February 2025
Sydney

For personal use only



Ernst & Young
200 George Street
Sydney NSW 2000 Australia
GPO Box 2646 Sydney NSW 2001

Tel: +61 2 9248 5555
Fax: +61 2 9248 5959
ey.com/au

Independent auditor's review report to the members of SciDev Limited

Conclusion

We have reviewed the accompanying half-year financial report of SciDev Limited (the Company) and its subsidiaries (collectively the Group), which comprises the consolidated statement of financial position as at 31 December 2024, consolidated statement of profit or loss and other comprehensive income, consolidated statement of changes in equity and consolidated statement of cash flows for the half-year ended on that date, explanatory notes and the directors' declaration.

Based on our review, which is not an audit, we have not become aware of any matter that makes us believe that the half-year financial report of the Group does not comply with the *Corporations Act 2001*, including:

- a. Giving a true and fair view of the consolidated financial position of the Group as at 31 December 2024 and of its consolidated financial performance for the half-year ended on that date; and
- b. Complying with Accounting Standard AASB 134 *Interim Financial Reporting* and the *Corporations Regulations 2001*.

Basis for conclusion

We conducted our review in accordance with ASRE 2410 *Review of a Financial Report Performed by the Independent Auditor of the Entity* (ASRE 2410). Our responsibilities are further described in the *Auditor's responsibilities for the review of the half-year financial report* section of our report. We are independent of the Group in accordance with the auditor independence requirements of the *Corporations Act 2001* and the ethical requirements of the Accounting Professional and Ethical Standards Board's APES 110 *Code of Ethics for Professional Accountants (including Independence Standards)* (the Code) that are relevant to our audit of the annual financial report in Australia. We have also fulfilled our other ethical responsibilities in accordance with the Code.

Directors' responsibilities for the half-year financial report

The directors of the Company are responsible for the preparation of the half-year financial report that gives a true and fair view in accordance with Australian Accounting Standards and the *Corporations Act 2001* and for such internal control as the directors determine is necessary to enable the preparation of the half-year financial report that gives a true and fair view and is free from material misstatement, whether due to fraud or error.

Auditor's responsibilities for the review of the half-year financial report

Our responsibility is to express a conclusion on the half-year financial report based on our review. ASRE 2410 requires us to conclude whether we have become aware of any matter that makes us believe that the half-year financial report is not in accordance with the *Corporations Act 2001* including giving a true and fair view of the Group's financial position as at 31 December 2024 and its performance for the half-year ended on that date, and complying with Accounting Standard AASB 134 *Interim Financial Reporting* and the *Corporations Regulations 2001*.



Shape the future
with confidence

A review of a half-year financial report consists of making enquiries, primarily of persons responsible for financial and accounting matters, and applying analytical and other review procedures. A review is substantially less in scope than an audit conducted in accordance with Australian Auditing Standards and consequently does not enable us to obtain assurance that we would become aware of all significant matters that might be identified in an audit. Accordingly, we do not express an audit opinion.

A handwritten signature in black ink that reads 'Ernst & Young'.

Ernst & Young

A handwritten signature in black ink that reads 'Siobhan Hughes'.

Siobhan Hughes
Partner
Sydney
27 February 2025

For personal use only

SciDev Limited
Corporate directory
31 December 2024

Directors	Vaughan Busby - Non-executive Chairman Jon Gourlay - Non-executive Director Dan O'Toole - Non-executive Director Michael Utsler - Non-executive Director
Company secretary	Heath L Roberts
Registered office	Level 8 210 George Street, Sydney NSW 2000 Phone: 1300 737 760
Principal place of business	Unit 1 8 Turbo Road Kings Park NSW 2148 Phone: (02) 9622 5185
Share register	Boardroom Pty Limited Level 8 210 George Street, Sydney NSW 2000 Phone: 1300 737 760
Auditor	Ernst & Young 200 George Street Sydney NSW 2000
Stock exchange listing	SciDev Limited shares are listed on the Australian Securities Exchange (ASX code: SDV)
Website	www.scidevltd.com
Corporate governance statement	www.scidevltd.com/governance

For personal use only