

Associate Global Partners Limited and Controlled Entities

ACN 080 277 998

APPENDIX 4D HALF-YEAR REPORT

HALF-YEAR ENDED 31 DECEMBER 2024

Results for Announcement to the Market

Reporting period: 1 July 2024 to 31 December 2024

Previous corresponding period: 1 July 2023 to 31 December 2023

Results 31 December 2024		\$'000	%		31 Dec 24 \$'000	31 Dec 23 \$'000
Revenue from ordinary activities	Up	223	7.2	to	3,338	3,115
Loss from ordinary activities after tax attributable to members	Up	79	23.7	to	(413)	(334)
Net loss for the period attributable to members	Up	79	23.7	to	(413)	(334)

Dividends	Amount per security	Franked amount per security
Final dividend – no dividend is proposed	Nil	Nil
Interim dividend – no dividend is proposed	Nil	Nil

Record date for determining entitlements to the interim dividend	N/A
--	-----

NTA Backing	Current period	Previous corresponding period
Net tangible asset backing per ordinary share	2.4 cents	3.9 cents

Gain of control of subsidiaries	N/A
Date of gain of control	N/A
Loss of control of subsidiaries	N/A

For personal use only

Associate Global Partners Limited and Controlled Entities

Appendix 4D

This information should be read in conjunction with the 2024 Annual Financial Report of Associate Global Partners Limited (ASX code: APL) and its controlled entities and any public announcements made in the period in accordance with the continuous disclosure requirements of the Corporations Act 2001 and ASX Listing Rules.

Additional information supporting the Appendix 4D disclosure requirements can be found in the Directors' Report and the consolidated financial statements for the half-year ended 31 December 2024.

The Interim Financial Report has been subject to review by SW Audit and is not qualified.

For personal use only

Associate Global Partners Limited and Controlled Entities

Contents

Corporate Information	4
Managing Director's Report	5
Directors' Report	12
Auditor's Independence Declaration	14
Condensed Consolidated Statement of Profit or Loss and Other Comprehensive Income	15
Condensed Consolidated Statement of Financial Position	16
Condensed Consolidated Statement of Changes in Equity	17
Condensed Consolidated Statement of Cash Flows	18
Notes to the Consolidated Financial Statements	19
Directors' Declaration	24
Independent Auditor's Review Report	25

The Interim Financial Report does not include all the notes of the type normally included in an annual financial report. Accordingly, this report is to be read in conjunction with the Annual Report for the year ended 30 June 2024 and any public announcements made by Associate Global Partners Limited (ASX code: APL) and its controlled entities during the interim reporting period in accordance with the continuous disclosure requirements of the Corporations Act 2001 and ASX Listing Rules.

For personal use only

Associate Global Partners Limited and Controlled Entities

CORPORATE INFORMATION

Associate Global Partners Limited
ABN 56 080 277 998

DIRECTORS

Nerida Campbell (Non-Executive Chair)
Martin Switzer (Managing Director & Chief Executive Officer)
Jason Billings (Non-Executive Deputy Chair)
Ken Poutakidis (Non-Executive Director)
Brett Cairns (Non-Executive Director) (appointed 28 August 2024)

COMPANY SECRETARY

Mark Licciardo

REGISTERED OFFICE

Level 12
2 Chifley Square
Sydney NSW 2000

Telephone: 1300 052 054

PRINCIPAL PLACE OF BUSINESS

Level 12
2 Chifley Square
Sydney NSW 2000

Telephone: 1300 052 054

AUDITORS

SW Audit
Level 7, Aurora Place
88 Phillip Street
Sydney NSW 2000

SHARE REGISTER

MUFG Pension & Market Services
Level 12
680 George Street
Sydney NSW 2000

Telephone: +61 2 8280 7100

SECURITIES EXCHANGE LISTING

Australian Securities Exchange
ASX Code – APL

WEBSITE

www.associateglobal.com

CORPORATE GOVERNANCE STATEMENT

The Corporate Governance Statement for APL can be found at the Shareholder Centre at www.associateglobal.com

For personal use only

Managing Director’s Report For the Half-Year Ended 31 December 2024

Dear Shareholder,

I am pleased to present this report for Associate Global Partners Limited and its controlled entities (the **Group** or **AGP**) for the half-year to 31 December 2024 (**H1 FY2025**).

Overview of AGP

AGP is an independent, multi-boutique asset management firm that partners with, and promotes, high quality fund managers in the Australian managed investments industry.

AGP has developed a distribution platform that provides investment managers with an end-to-end distribution solution which promotes their brand and grows funds under management (**FUM**). AGP’s platform consists of an experienced distribution team and access to the highly sought-after direct channel through its unique investor database.

The Group is building an ecosystem that is seeking to attract the best managers and talent because of its broad and deep investor base spanning advisers, consultants and direct investors. And AGP will attract, broaden and deepen its customer base because it is trusted and delivers the best managers, leading to valuable investor outcomes. The Group believes it is in a unique position to pursue and achieve this objective.

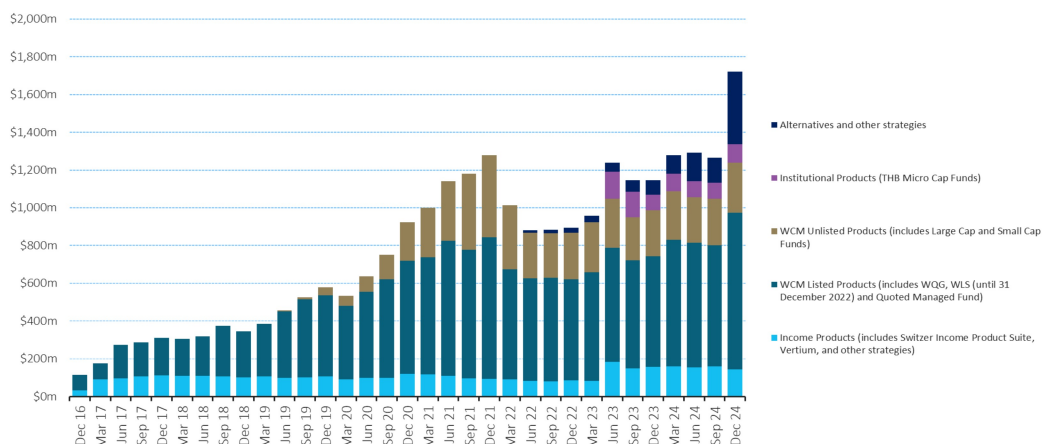
AGP continued to progress its strategic objectives in H1 FY2025, benefiting from overall improvement of global investment markets and subsequently improved investment performance, especially in the WCM Large strategies. AGP is progressing with several growth initiatives with the objective of growing FUM and achieving profitability in the near term, while continuing to invest in the business and broadening our investor base.

Funds Under Management¹

The Group’s FUM grew significantly to \$1.721 billion at 31 December 2024 (31 December 2023: \$1.147 billion).

The key driver of growth was the significant strength in overall performance of the large cap strategies managed by WCM Investment Management, LLC (**WCM**), the completion of a Share Placement (**Placement**) and Share Purchase Plan (**SPP**) by WCM Global Growth Limited and the continued strong growth in FUM for the Vinva Global Systematic Equities Fund (**Vinva Fund**) managed by Vinva Investment Management (**Vinva**).

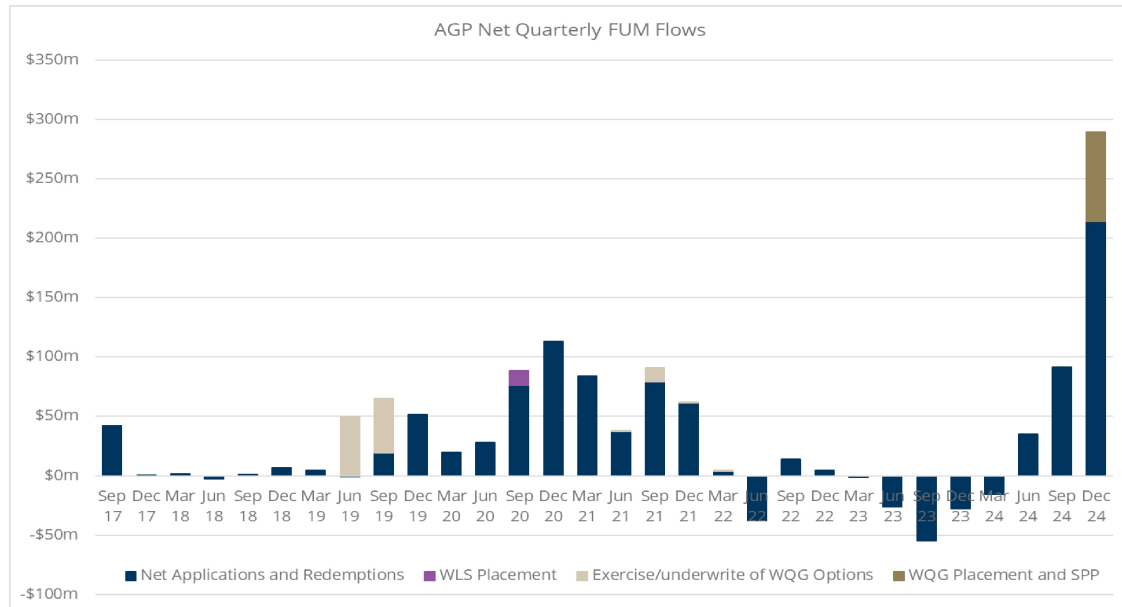
The chart below illustrates the strong growth in FUM from 31 December 2016 to 31 December 2024:



¹ All FUM and flows information is approximate, rounded, and has not been audited. FUM information is provided by AGP’s appointed custodian, APEX group, appointed registry, MUFG Pension and Market Services and Specialised Private Capital Limited.

For personal use only

In contrast to the first half of FY2024, total net inflows for the first half of financial year 2025 were significantly improved. The December 2024 quarter represented the largest quarterly net inflow period (\$289.6 million) for AGP since the transition of the Company from a manufacturer of financial products to a distributor in 2017, highlighting the strength of the Company’s diversified product suite and the strength of relationships with advisers, consultants and investors. The chart illustrates the quarterly net inflows and outflows since September 2017.



NB: The chart excludes: the WCM Global Long Short Limited selective buy-back in July 2021; outflows in relation to Switzer Higher Yield Managed Fund, Mittleman Global Value Equity Fund and THB International Microcap Fund closures; the transition of the Woodbridge Private Credit Fund to Equity Trustees in August 2024; and payments and reinvestment of dividends and distributions. Source: MUFG Pension & Market Services and Specialised Private Capital Limited.

Overview of Results and Operations

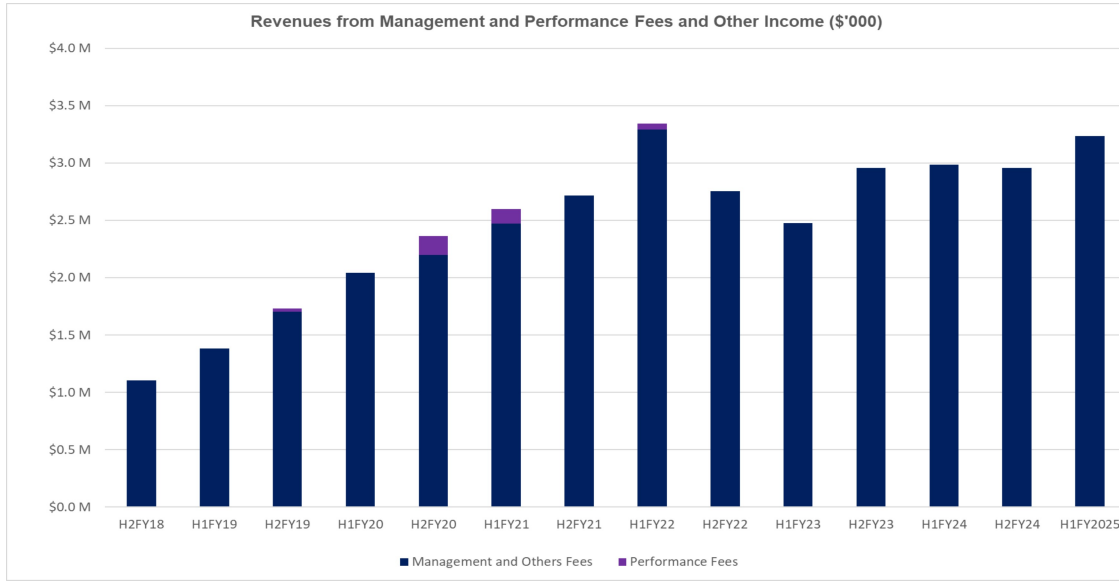
The Group’s total revenue for the half-year to 31 December 2024 was \$3,338,000 (31 December 2023: \$3,115,000). This result has been driven primarily by favourable market conditions and FUM growth. These factors resulted in significantly higher FUM over H1 FY2025, on the back of more buoyant global markets and the distribution and marketing efforts of the Company to grow FUM across its range of strategies.

The Group’s net loss after tax for the half-year to 31 December 2024 was \$413,000 (31 December 2023: net loss after tax of \$334,000). Excluding one off costs associated with the WQG Placement, the Group’s net loss after tax for the half-year to 31 December 2024 was \$183,000. This adjusted net loss after tax for the half-year to 31 December 2024 represented a 45% decrease in the net loss after tax compared to the prior corresponding period.

Investment management, service and performance fees for the half-year period totalled \$3,236,000 (31 December 2023: \$2,986,000). This represented an 8% increase as a result of the increase in the Group’s FUM, improved service fee revenue generated through the Group’s direct and wholesale investor platform and growth in revenue from WCM compared with the previous corresponding period, as well as contributions from Vinva, Vertium and THB.

For personal use only

For personal use only



As at 31 December 2024, the Company’s cash balance totalled \$4.257 million, and loan debt was \$1.745 million.

Global Equity Update

WCM is a global and international equities specialist with total FUM of over A\$148 billion (as at 31 December 2024). Based in Laguna Beach, California, WCM's investment process is based on the belief that corporate culture is the biggest influence on a company's ability to grow its competitive advantage or 'moat'. This investment process has resulted in the WCM Quality Global Growth Equity Strategy Composite outperforming the MSCI World Index by 4.30% per annum since inception in 2008.

AGP has an exclusive retail distribution arrangement to distribute WCM’s investment strategies into the Australian market. WCM’s superior investment performance has contributed to the Group’s growth in FUM and will continue to be a key factor in driving future inflows. Since partnering with AGP in June 2017, WCM now has over \$1.095 billion (31 December 2024) in FUM across its suite of retail and wholesale products, serving over 10,000 Australian retail and wholesale investors.

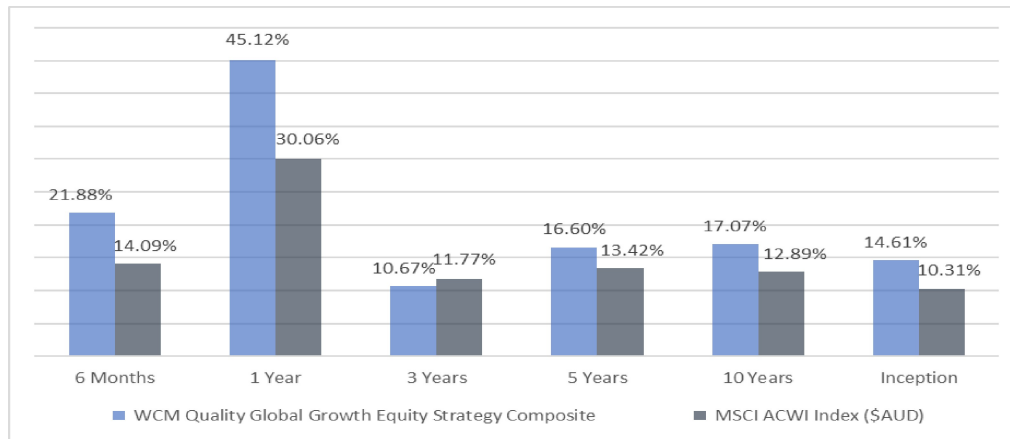
WCM Quality Global Growth Equity Strategy Composite²

WCM Quality Global Growth Equity Strategy Composite is WCM’s “large cap” strategy which delivered a return of 21.88% over the half-year period, significantly outperforming its benchmark, the MSCI All Country World Index (**Benchmark**), by 7.79%. To 31 December 2024, the WCM large cap strategy outperformed the benchmark over one, five and ten years and since inception.

The WCM Quality Global Growth Equity Strategy (ex-Australia) is accessible to Australian retail investors through the Group’s three investment products, being: a listed investment company, an exchange-traded managed fund, and an unlisted managed fund which offers both hedged and unhedged units.

Each investment product provides exposure to the same underlying portfolio of quality global companies managed by WCM.

Annualised returns of the WCM Quality Global Growth Equity Strategy Composite versus its benchmark are shown below²:



² Source: WCM. Data as at 31 December 2024 in AUD. Performance presented is net of fees and includes the reinvestment of all dividends and income. Past performance is not indicative of future results. Returns for periods of more than one year are annualised. Inception date of the WCM Quality Global Growth Equity Strategy Composite is 31 March 2008. WCM applies the same investment principles, philosophy and execution approach of its WCM Quality Global Growth Equity Strategy Composite to WCM Global Growth Limited (WQG), the WCM Quality Global Growth Fund (Quoted Managed Fund) (WCMQ) and the WCM Quality Global Growth Fund (Managed Fund). It should be noted that due to certain factors, there may be variances between the investment returns demonstrated by each portfolio in the future. Past performance is not indicative of future performance. The benchmark for WCM Quality Global Growth Equity Strategy Composite is the MSCI All Country World Index (MSCI ACWI Index). For further information please refer to associateglobal.com.

WCM Global Growth Limited (WQG)

WQG is an ASX listed investment company. During the reporting period, the pre-tax net tangible asset (NTA) value per share of the company increased from \$1.74 as at 30 June 2024 to \$1.93 as at 31 December 2024. The increased NTA was after the payment of a 1.81 cents per share dividend (100% franked) paid on 30 September 2024 and a 1.83 cents per share dividend (100% franked) paid on 31 December 2024.

WQG has declared an increased FY2025 interim dividend of 1.87 cents per share to be paid on 29 March 2024, following which its present intention is to pay the following quarterly dividends, fully franked at a 30% tax rate:

- 1.89 cents per share for the quarter ending 31 March 2025, to be paid in June 2025.
- 1.91 cents per share for the quarter ending 30 June 2025, to be paid in September 2025;
- 1.94 cents per share for the quarter ending 30 September 2025, to be paid in December 2025; and
- 1.96 cents per share for the quarter ending 31 December 2025, to be paid in March 2026.

The increased fully franked FY2024 interim dividend and WQG's progressive quarterly dividend policy are important initiatives to add shareholder value as they increase the amount and frequency of dividends and provide WQG shareholders with dividends sooner than would otherwise be the case.

In November 2024, the Company successfully completed a share placement (Placement) and Share Purchase Plan (SPP) which raised approximately \$76.7 million before costs from professional and sophisticated investors, as well as 1,491 existing, eligible WQG shareholders. Approximately 49.2 million new shares were issued from the Placement and SPP. The Board of WQG was pleased with participation in both the Placement and SPP, and believe there are several benefits for new and existing shareholders such as:

- a larger market capitalisation of the Company which should lead to increased liquidity;
- increased size and relevance of the Company in the marketplace;
- a more diverse shareholder base through the Introduction of new investors and financial planning groups to the Company; and
- economies of scale on some operating costs.

WQG has invested the proceeds from Placement and SPP in accordance with its investment strategy managed on behalf of WQG by WCM. As at 31 December 2024, WQG had total assets of approximately \$436 million.

For personal use only

WCM Quality Global Growth Fund (Quoted Managed Fund) (WCMQ)

WCMQ is an exchange-traded managed fund. It has been well supported in the direct and intermediary channels and is approved for use on several leading wealth platforms.

On 31 December 2024, WCMQ's FUM reached over \$393 million, growing by 25% from December 2023, predominantly due to improved market conditions and investment performance.

WCM Quality Global Growth Fund (Managed Fund)

The WCM Quality Global Growth Fund (Managed Fund) is accessible to retail investors via several wrap platforms.

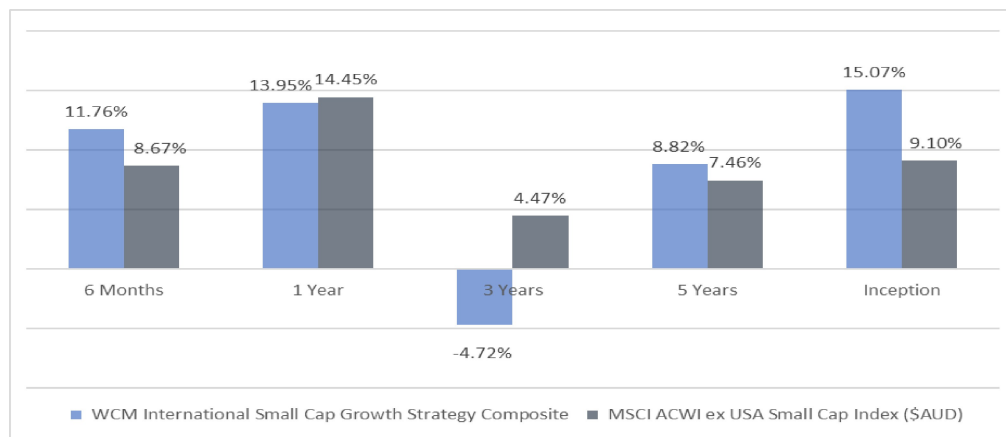
The fund also has Class B units which are hedged back into Australian dollars to reduce the risk associated with exposure to international currencies. The Class B units have been awarded a 'Recommended' rating by a leading research house.

On 31 December 2024, the unhedged class of units had FUM of approximately \$128 million and the hedged class of units had FUM of approximately \$93 million, together representing growth in the WCM Quality Global Growth Fund (Managed Fund) by a combined total of \$47 million, up 27% from December 2023.

WCM International Small Cap Growth Strategy Composite³

The WCM International Small Cap Growth Strategy Composite delivered a return of 9.80% during the six-month period to 31 December 2024, outperforming its benchmark, the MSCI ACWI ex USA Small Cap Index, by 1.08%.

Annualised returns of the WCM International Small Cap Growth Strategy Composite versus its benchmark are shown below³:



WCM International Small Cap Growth Fund (Managed Fund)

The WCM International Small Cap Growth Fund (Managed Fund) (WCMS) is a retail fund targeted at leading wealth managers and high net worth investors.

At 31 December 2024, WCMS had FUM of approximately \$46 million (30 June 2024: \$58 million), declining from June 2024 primarily due to client redemptions following difficult market conditions for small cap strategies over the medium term.

³ Source: WCM. Data as at 31 December 2024 in AUD. Performance presented is net of fees and includes the reinvestment of all dividends and income. Past performance is not indicative of future results. Returns for periods of more than one year are annualised. WCM applies the same investment principles, philosophy, and execution approach of its WCM International Small Cap Growth Strategy Composite, which was created 31 December 2014, to the WCM International Small Cap Growth Fund (Managed Fund). The benchmark for WCM International Small Cap Growth Strategy Composite is the MSCI ACWI ex USA Small Cap Index. For further information please refer to www.associateglobal.com.

For personal use only

Vertium Asset Management

Distribution and marketing activities for Vertium Asset Management (**Vertium**) continued over the reporting period, with roadshow activity held in most capital cities as part of the efforts to grow FUM.

During the September 2024 quarter, Lonsec Research reaffirmed a ‘Recommended’ rating for the Vertium Equity Income Fund (**Vertium Fund**).

Over the six months to 31 December 2024, the Vertium Fund returned 2.2% (excluding franking credits) compared with the benchmark, the S&P/ASX 300 Accumulation Index, which returned 6.9%. With franking credits included, the six months return to 31 December 2024 is 3.2%.

Vinva Investment Management

Following the successful launch of the Vinva Fund in May 2024, the Vinva Fund was a significant contributor to FUM growth over the reporting period.

Following the announcement of the establishment of a strategic partnership between Magellan Financial Group Limited (**Magellan**) and Vinva in August 2024, the Company and Specialised Private Capital Limited mutually agreed to cease the Distribution Agreement to distribute Vinva funds (**Agreement**) effective 31 October 2024.

The cessation of this Agreement will not have a material impact on AGP, with revenues from the Agreement accounting for only 4.8% of the Company’s FY2024 revenue and less than 5% of expected revenue for FY2025. As part of the cessation of the Agreement, AGP will be paid a termination sum of \$300,000 plus continuation fees until the earlier of:

- the effective retirement by SPC as responsible entity of the Vinva Fund and the effective appointment of Magellan as the replacement responsible entity of the Vinva Fund; or
- the appointment of Magellan as the sole distributor of the Vinva Fund.

Switzer Product Suite

Switzer Dividend Growth Fund (Quoted Managed Fund) (ASX:SWTZ)

Distribution and marketing activities continued during the reporting period to educate existing and prospective investors on SWTZ.

Activities over the reporting period have included video and written communications to existing and prospective investors, advertising and webinars, as well as meetings with several adviser and broking groups in New South Wales, Victoria, Queensland and Western Australia.

SWTZ is currently under consideration for inclusion in several Exchange Traded Fund models with adviser groups based in Western Australia and Queensland. Inclusion in these models will support FUM growth for SWTZ over the medium term.

Pleasingly, SWTZ was a small, positive contributor to Company FUM growth during the December 2024 quarter.

Over the six months to 31 December 2024, the fund delivered a return of 2.61%, compared with the benchmark return of 7.10%.

Over the past 12 months, SWTZ has paid a distribution yield of 10.79% or 12.18% including franking credits. Distribution yield is calculated as the distributions received over the 12 months to 31 December 2024 relative to the SWTZ unit price at the beginning of the period.

Quality Retail Investor Base

As at 31 December 2024, AGP was proudly serving 11,927 investors across its product suite.

For personal use only

The Year Ahead

AGP's strategic priorities for the remainder of this financial year and into the next include continued growth in our investment manager partnerships, broadening our customer base and developing products that capture investor interest.

The Group's future results will primarily reflect market movements and the Group's ability to grow and retain FUM across its expanding product range. This will be supported by a continued commitment to invest prudently in the growth of the business, its people, customer base and capabilities, while maintaining a continued focus on cost control.

With a rationalised and reinvigorated product suite, the Company was able to improve FUM growth significantly over the reporting period, providing the Group with an excellent position to accelerate growth in the short and medium term. We aim to increase annualised revenues with strict cost control and expect to reach positive cash flow and profitability in the near term.

Yours Sincerely



Marty Switzer

Managing Director

For personal use only

Associate Global Partners Limited and Controlled Entities

Directors' Report

The Directors of Associate Global Partners Limited (the Company) present their report on the Company and its controlled entities (the Consolidated Entity or the Group) for the half-year to 31 December 2024.

Directors

The following persons were Directors of the Company during the whole of the half-year to 31 December 2024 and up to the date of this report unless otherwise stated:

Nerida Campbell (Non-Executive Chair)
Martin Switzer (Managing Director & Chief Executive Officer)
Jason Billings (Non-Executive Deputy Chair)
Ken Poutakidis (Non-Executive Director)
Brett Cairns (Non-Executive Director) (appointed 28 August 2024)

Principal activities

The principal activity of the Group during the half-year was the provision of funds management services to retail and wholesale clients.

Review of financial results and operations

The Group's total revenue for the half-year to 31 December 2024 was \$3,338,000 (31 December 2023: \$3,115,000). The Group's net loss after tax for the half-year to 31 December 2024 was \$413,000 (31 December 2023: net loss after tax of \$334,000). Refer to the Managing Director's Report on page 5 for further information on the Group's operations, including details on the Group's results, strategy and future outlook.

Significant changes in the state of affairs

There were no significant changes in the state of affairs of the Group during the half-year ended 31 December 2024 other than those matters stated in this report and the half-year financial report.

Significant events after the balance date

The Directors are not aware of any matter or circumstance that has arisen since 31 December 2024 that has significantly affected, or may significantly affect:

- (a) the Group's operations in future financial years;
- (b) the results of those operations in future financial years; or
- (c) the Group's state of affairs in future financial years.

Likely developments and expected results

Any further information on likely developments in the operations of the Group and the expected results of operations has not been included in this report because the Directors believe it would be likely to result in unreasonable prejudice to the Group.

Rounding

The amounts contained in this report and in the half-year financial report have been rounded to the nearest thousand dollars (unless otherwise stated) under the option available to the Company under *ASIC Corporations (Rounding in Financial/Directors' Reports) Instrument 2016/191*. The Company is an entity to which the legislative instrument applies.

For personal use only

Associate Global Partners Limited and Controlled Entities

Directors' Report (continued)

Auditor's Independence Declaration

A copy of the auditor's independence declaration as required under s 307C of the *Corporations Act 2001* is set out on page 14.

This report is made in accordance with a resolution of the Directors.



Nerida Campbell
Chair

Sydney
26 February 2025

For personal use only

AUDITOR'S INDEPENDENCE DECLARATION UNDER SECTION 307C OF THE CORPORATIONS ACT 2001 TO THE DIRECTORS OF ASSOCIATE GLOBAL PARTNERS LIMITED & CONTROLLED ENTITIES

As lead auditor, I declare that, to the best of my knowledge and belief, during the half-year ended 31 December 2024 there have been:

- i. no contraventions of the auditor independence requirements as set out in the *Corporations Act 2001* in relation to the review, and
- ii. no contraventions of any applicable code of professional conduct in relation to the review.

SW

SW Audit
Chartered Accountants



René Muller
Partner

Sydney, 26 February 2025

Brisbane
Level 15
240 Queen Street
Brisbane QLD 4000
T + 61 7 3085 0888

Melbourne
Level 10
530 Collins Street
Melbourne VIC 3000
T + 61 3 8635 1800

Perth
Level 18
197 St Georges Terrace
Perth WA 6000
T + 61 8 6184 5980

Sydney
Level 7, Aurora Place
88 Phillip Street
Sydney NSW 2000
T + 61 2 8059 6800



Associate Global Partners Limited and Controlled Entities

CONDENSED CONSOLIDATED STATEMENT OF PROFIT OR LOSS AND OTHER COMPREHENSIVE INCOME

For the Half-Year Ended 31 December 2024

	Note	31 December 2024 \$'000	31 December 2023 \$'000
Revenue			
Investment management fees		2,763	2,576
Other fees		473	410
Interest income		102	91
Other income		-	38
Total revenue		3,338	3,115
Expenses			
Employee benefit expenses		1,801	1,801
Corporate & administrative expenses	3	1,052	960
Direct fund expenses		424	449
Depreciation and amortisation expenses		64	116
Finance costs		78	74
Professional services expenses		102	49
Product initiative expenses	11	230	-
Total expenses		3,751	3,449
Net loss before income tax		(413)	(334)
Income tax expense		-	-
Net loss after tax		(413)	(334)
Other comprehensive income, net of income tax			
Other comprehensive income		-	-
Total comprehensive loss		(413)	(334)
Earnings per share attributable to the ordinary equity holders of the Company:			
		Cents	Cents
Basic and diluted earnings per share		(0.73)	(0.66)

The Condensed Consolidated Statement of Profit or Loss and Other Comprehensive Income is to be read in conjunction with the accompanying Notes to the Consolidated Financial Statements.

Associate Global Partners Limited and Controlled Entities

CONDENSED CONSOLIDATED STATEMENT OF FINANCIAL POSITION As at 31 December 2024

	Note	31 December 2024 \$'000	30 June 2024 \$'000
ASSETS			
Current Assets			
Cash and cash equivalents		4,257	4,183
Trade and other receivables	4	1,479	1,647
Other assets	5	226	429
Total current assets		5,962	6,259
Non-current assets			
Other financial assets		139	139
Property, plant and equipment		10	13
Right-of-use assets	6	206	267
Goodwill	7	6,032	6,032
Total non-current assets		6,387	6,451
Total Assets		12,349	12,710
LIABILITIES			
Current Liabilities			
Trade and other payables	8	2,650	2,930
Provisions		286	294
Lease liabilities		164	149
Borrowings	13	1,091	902
Total current liabilities		4,191	4,275
Non-Current Liabilities			
Provisions		29	20
Lease liabilities		103	188
Borrowings	13	643	502
Total non-current liabilities		775	710
Total Liabilities		4,966	4,985
NET ASSETS		7,383	7,725
EQUITY			
Issued capital	9	152,011	152,011
Reserves	10	71	-
Accumulated losses		(144,699)	(144,286)
Total equity		7,383	7,725

The Condensed Consolidated Statement of Financial Position is to be read in conjunction with the accompanying Notes to the Consolidated Financial Statements.

Associate Global Partners Limited and Controlled Entities

CONDENSED CONSOLIDATED STATEMENT OF CHANGES IN EQUITY For the Half-Year Ended 31 December 2024

	Note	Issued Capital \$'000	Reserves \$'000	Accumulated Losses \$'000	Total \$'000
Equity - Balance at 1 July 2023		150,555	51	(143,524)	7,082
Loss for the period		-	-	(334)	(334)
Total comprehensive loss		-	-	(334)	(334)
Issue of share capital (net of capital raising costs)		1,456	-	-	1,456
Transfer to/(from) accumulated losses		-	(36)	36	-
Performance rights cancellation payment		-	(28)	-	(28)
Share based payment expense		-	13	-	13
Balance at 31 December 2023		152,011	-	(143,822)	8,189
Equity - Balance at 1 July 2024	9	152,011	-	(144,286)	7,725
Loss for the period		-	-	(413)	(413)
Total comprehensive loss		-	-	(413)	(413)
Share based payment expense		-	71	-	71
Balance at 31 December 2024	9	152,011	71	(144,699)	7,383

The Condensed Statement of Changes in Equity is to be read in conjunction with the accompanying Notes to the Consolidated Financial Statements.

For personal use only

Associate Global Partners Limited and Controlled Entities

CONDENSED CONSOLIDATED STATEMENT OF CASH FLOWS For the Half-Year Ended 31 December 2024

	Note	31 December 2024 \$'000	31 December 2023 \$'000
CASH FLOWS FROM OPERATING ACTIVITIES			
Receipts from customers		6,647	6,080
Payments to suppliers and employees		(6,654)	(6,566)
Interest received		102	91
Finance costs paid		(14)	(17)
Net cash flows from operating activities		81	(412)
CASH FLOWS FROM INVESTING ACTIVITIES			
Business acquisition		(103)	(455)
Net cash flows from investing activities		(103)	(455)
CASH FLOWS FROM FINANCING ACTIVITIES			
Repayment of lease liabilities		(70)	(112)
Repayment of borrowings		(160)	(155)
Proceeds from borrowings		230	-
Proceeds from bank guarantee		96	-
Net proceeds from issue of share capital (net of capital raising costs)		-	1,456
Net cash flows from financing activities		96	1,189
Net movement in cash and cash equivalents		74	322
Cash and cash equivalents at the beginning of period		4,183	4,054
Cash and cash equivalents at the end of the period		4,257	4,376

The Condensed Consolidated Statement of Cash Flows is to be read in conjunction with the accompanying Notes to the Consolidated Financial Statements.

Associate Global Partners Limited and Controlled Entities

NOTES TO THE CONSOLIDATED FINANCIAL STATEMENTS For the Half-Year Ended 31 December 2024

NOTE 1: STATEMENT OF MATERIAL ACCOUNTING POLICY INFORMATION

The following is a summary of material accounting policies adopted by Associate Global Partners Limited (the Company) and its controlled entities (the Consolidated Entity or the Group) in the preparation and presentation of the interim financial report. The accounting policies have been consistently applied, unless otherwise stated.

(a) Basis of preparation of the interim financial report

These general purpose interim financial statements for the half-year reporting period ended 31 December 2024 have been prepared in accordance with the requirements of the *Corporations Act 2001* and Australian Accounting Standard AASB 134: *Interim Financial Reporting*. The Group is a for-profit entity for financial reporting purposes under Australian Accounting Standards.

This interim financial report is intended to provide users with an update on the latest annual financial statements of the Group. As such, it does not contain information that represents relatively insignificant changes occurring during the half-year within the Group. It is therefore recommended that this financial report be read in conjunction with the annual financial statements of the Group for the year ended 30 June 2024, together with any public announcements made during the following half-year.

These interim financial statements were authorised for issue on the same date as the Directors' Declaration.

(b) Comparatives

Where necessary, comparatives have been reclassified for consistency with current year disclosures.

(c) Changes in material accounting policies

The interim financial statements have been prepared in accordance with the same accounting policies adopted in the Group's last annual financial statements for the year ended 30 June 2024. The accounting policies included in the Group's last annual financial statements for the year ended 30 June 2024 are the relevant policies for the purposes of comparatives.

(d) Rounding of amounts

The Company has applied the relief available to it under ASIC Corporations (Rounding in Financial/Directors' Reports) Instrument 2016/191. Accordingly, amounts in the financial statements have been rounded to the nearest thousand dollars (unless otherwise stated).

NOTE 2: DIVIDENDS

No interim dividend has been declared or paid in respect to the half-year ended 31 December 2024 (31 December 2023: nil).

For personal use only

Associate Global Partners Limited and Controlled Entities

NOTES TO THE CONSOLIDATED FINANCIAL STATEMENTS (continued) For the Half-Year Ended 31 December 2024

NOTE 3: CORPORATE & ADMINISTRATIVE EXPENSES

	31 December 2024 \$'000	31 December 2023 \$'000
Marketing and distribution expenses	422	276
Audit fees	66	86
Occupancy expenses	24	35
Legal expenses	34	133
Listing and registry expenses	19	20
IT, office and communication expenses	75	112
Insurance expenses	120	121
Other expenses	292	177
Total corporate & administrative expenses	1,052	960

For the half-year ended 31 December 2024, prior year comparatives for Employee benefit expenses totalling \$27,000 have been reclassified from Employee benefit expenses to Corporate & administrative expenses.

For the half-year ended 31 December 2024, prior year comparatives for Corporate administrative expenses totalling \$5,000 have been reclassified from Corporate & administrative expenses to Direct fund expenses.

These reclassifications have been completed to align the disclosures for the half-year ended 31 December 2024 to the disclosures presented as at 30 June 2024 as this better reflects the category of the expenses incurred.

NOTE 4: TRADE AND OTHER RECEIVABLES

	31 December 2024 \$'000	30 June 2024 \$'000
Current		
Trade receivables	266	1,229
Accrued income	887	170
Other receivable	326	248
Total current trade and other receivables	1,479	1,647

NOTE 5: OTHER ASSETS

	31 December 2024 \$'000	30 June 2024 \$'000
Current		
Prepayments	226	333
Other financial assets	-	96
Total current other assets	226	429

NOTE 6: RIGHT-OF-USE ASSET

	31 December 2024 \$'000	30 June 2024 \$'000
Leased office space		
Right-of-use asset	808	808
Accumulated amortisation	(602)	(541)
Total right-of-use asset	206	267

a Movements in carrying amounts of right-of-use asset

	31 December 2024 \$'000	30 June 2024 \$'000
Opening balance at 1 July	267	494
Amortisation	(61)	(227)
Net carrying amount	206	267

Associate Global Partners Limited and Controlled Entities

NOTES TO THE CONSOLIDATED FINANCIAL STATEMENTS (continued) For the Half-Year Ended 31 December 2024

NOTE 6: RIGHT-OF-USE ASSET (CONTINUED)

a Movements in carrying amounts of right-of-use asset (continued)

The Group leased an office space in Sydney, with a lease term of four years which commenced on 1 July 2020 and ended 30 June 2024. The lease was subleased as an operating lease on 13 June 2023 until lease expiry and ended on 29 June 2024. The Group's new office lease, with a lease term of three years, started on 1 August 2023, however, the Group exercised its early access option during the rent-free period from 16 June 2023.

The Group does not have any leases that contain variable lease payments.

b AASB 16 related amounts recognised in the Condensed Consolidated Statement of Profit or Loss and Other Comprehensive Income

	31 December 2024 \$'000	31 December 2023 \$'000
Amortisation charge related to right-of-use asset	61	113
Interest expense on lease liabilities	8	12
	<u>69</u>	<u>125</u>

NOTE 7: GOODWILL

	31 December 2024 \$'000	30 June 2024 \$'000
Goodwill		
At cost	9,862	9,809
Goodwill at cost - business combination Brookvine	-	53
Accumulated impairment loss	(3,830)	(3,830)
Total goodwill	<u>6,032</u>	<u>6,032</u>

a Movements in carrying amounts of goodwill

	Goodwill \$'000
Opening balance at 1 July 2024	6,032
Impairment loss	-
Closing balance at 31 December 2024	<u>6,032</u>

b Impairment testing

Goodwill acquired in a business combination is tested for impairment at every reporting date and when there is an indication that there may be impairment. The Group performed its impairment test for 31 December 2024.

In assessing whether there may be an impairment, an estimate of recoverable amount of the cash generating unit (CGU) has been made, which considers both the estimated fair value less costs to sell and the value in use of the CGU. The higher of fair value less costs to sell and value in use determines the recoverable amount, which is compared with the Group's carrying amount of the CGU.

The fair value less costs to sell the CGU has been estimated using a percentage of funds under management (FUM) approach, applying a multiple of between 1.2% to 1.4%, which is the same as last year. The FUM percentage was derived from trading data of comparable companies and transaction data from recent comparable company acquisitions that have occurred in the market.

As a result of the above assessment, the recoverable amount has been estimated at the fair value less costs to sell the CGU and provides sufficient headroom over the carrying amount such that management did not identify any impairment for this CGU.

The Directors have not identified any indicators for impairment since 30 June 2024 to require impairment as at 31 December 2024.

Associate Global Partners Limited and Controlled Entities

NOTES TO THE CONSOLIDATED FINANCIAL STATEMENTS (continued) For the Half-Year Ended 31 December 2024

NOTE 8: TRADE AND OTHER PAYABLES

	31 December 2024 \$'000	30 June 2024 \$'000
Current		
Trade payables	587	567
Other payables - Brookvine deferred consideration	262	354
GST payable	276	304
Accrued expenses	1,525	1,705
Total current trade and other payables	2,650	2,930

NOTE 9: CONTRIBUTED EQUITY

Movements in ordinary share capital:

Details	Number of shares	\$'000
Opening balance at 1 July 2024	56,492,426	152,011
Closing balance at 31 December 2024	56,492,426	152,011

NOTE 10: RESERVES

	31 December 2024 \$'000	30 June 2024 \$'000
Share-based payment reserve		
Opening balance	-	51
Performance right cancellation payment	-	(28)
Transfer to accumulated losses	-	(36)
Recognition of share-based expense relating to employees	71	13
Closing balance at 31 December 2024	71	-

The share-based payment reserve is used to recognise the value of equity benefits provided to the employees as part of their remuneration.

Performance rights movement during the period:

Details	Number	Weighted Average Exercise Price \$
Performance rights outstanding at 1 July 2024	-	-
Granted during the period ¹	1,400,000	0.110
Performance rights outstanding at 31 December 2024	1,400,000	-

¹ On 18 July 2024, the Company issued 1,300,000 performance rights and then on 22 November 2024 the Company issued an additional 100,000 performance rights, to certain employees within the business as a retention incentive. The performance rights will automatically vest to the employee on the earlier of (i) 12 months after the grant date, or (ii) the occurrence of a change of control event, on the condition the employee remains employed by the Company and has not given notice to terminate their employment. The fair value of the performance rights at grant date was \$154,000. The share-based payment expense recognised in the 31 December 2024 reporting period is \$71,000.

NOTE 11: RELATED PARTY TRANSACTIONS

The Group has an existing marketing and distribution agreement with Switzer Financial Group Pty Limited incurring \$100,000 excluding GST for this service during the half-year to 31 December 2024 (31 December 2023: \$100,000 excluding GST). There were amounts outstanding of \$16,667 excluding GST as at 31 December 2024 (31 December 2023: \$66,667). Martin Switzer (Managing Director of Associate Global Partners Limited) has a financial interest in Switzer Financial Group Pty Limited.

During the half-year on 8 November 2024, the Group entered into an expense contribution agreement with WCM Global Growth Limited (WQG) for \$230,000 relating to certain WQG share placement costs. The loan is unsecured, for a period of three years, repayable in 35 equal monthly instalments on 8 November 2027 and one final instalment, with a fixed interest rate of 6.35%, with interest paid in arrears monthly.

Associate Global Partners Limited and Controlled Entities

NOTES TO THE CONSOLIDATED FINANCIAL STATEMENTS (continued) For the Half-Year Ended 31 December 2024

NOTE 12: SEGMENT INFORMATION

The Group operates solely in the business of providing investment management services. Revenue, profit, net assets and other financial information reported to and monitored by the Chief Operating Decision Maker (**CODM**) for the single identified operating segment are the amounts reflected in the Condensed Consolidated Statement of Profit or Loss and Other Comprehensive Income, Condensed Consolidated Statement of Financial Position, Condensed Consolidated Statement of Changes in Equity and the Condensed Consolidated Statement of Cash Flows. The CODM has been identified as the Managing Director and Chief Executive Officer.

NOTE 13: BORROWINGS

Borrowings at 31 December 2024 consisted of the following arrangements:

- \$1,013,000 unsecured loan repayable on 5 December 2025 at a fixed interest rate of 10% per annum, with interest paid in arrears monthly;
- \$502,000 unsecured loan repayable on 28 August 2028 at a fixed interest rate of 8% per annum, with interest paid in arrears annually; and
- \$230,000 (\$219,090 of which is outstanding at 31 December 2024) unsecured loan for a period of three years, repayable in 35 equal monthly instalments on 8 November 2027 and one final instalment, with a fixed rate of 6.35% per annum, with interest paid in arrears monthly.

NOTE 14: CONTINGENT LIABILITIES

The Group has no material contingent liabilities as at 31 December 2024 (30 June 2024: \$Nil).

NOTE 15: EVENTS OCCURRING AFTER BALANCE DATE

The Directors are not aware of any matter or circumstance that is not otherwise dealt with in the financial statements that has significantly, or may significantly, affect the operations of the Group, the results of its operations or the state of the Group in subsequent years.

Associate Global Partners Limited and Controlled Entities

DIRECTORS' DECLARATION

For the Half-Year Ended 31 December 2024

In the Directors' opinion

- 1 the financial statements and notes, as set out on pages 15 to 23, are in accordance with the *Corporations Act 2001*, including:
 - a complying with Accounting Standard 134 *Interim Financial Reporting* and the *Corporations Regulations 2001*; and
 - b giving a true and fair view of the Consolidated Entity's financial position as at 31 December 2024 and of its performance for the half-year ended on that date; and
- 2 there are reasonable grounds to believe that the Consolidated Entity will be able to pay its debts as and when they become due and payable.

This declaration is made in accordance with a resolution of the Directors.



Nerida Campbell
Chair

Sydney
26 February 2025

For personal use only

INDEPENDENT AUDITOR'S REVIEW REPORT

TO THE MEMBERS OF ASSOCIATE GLOBAL PARTNERS LIMITED AND CONTROLLED ENTITIES

Report on the Half-Year Financial Report

Conclusion

We have reviewed the half-year financial report of Associate Global Partners Limited and Controlled Entities (the Group) which comprises the consolidated statement of financial position as at 31 December 2024, the consolidated statement of comprehensive income, consolidated statement of changes in equity and consolidated statement of cash flows for the half-year ended on that date, material accounting policy information and other explanatory information, and the directors' declaration.

Based on our review, which is not an audit, we have not become aware of any matter that makes us believe that the accompanying half-year financial report of Associate Global Partners Limited and Controlled Entities does not comply with the *Corporations Act 2001*, including:

- a. giving a true and fair view of the Group's financial position as at 31 December 2024 and of its performance for the half-year ended on that date, and
- b. complying with Accounting Standard AASB 134 *Interim Financial Reporting* and the *Corporations Regulations 2001*.

Basis for Conclusion

We conducted our review in accordance with ASRE 2410 *Review of a Financial Report Performed by the Independent Auditor of the Entity*. Our responsibilities are further described in the *Auditor's Responsibilities for the Review of the Financial Report* section of our report. We are independent of the Group in accordance with the auditor independence requirements of the *Corporations Act 2001* and the ethical requirements of the Accounting Professional & Ethical Standards Board's APES 110 *Code of Ethics for Professional Accountants (including Independence Standards)* (the Code) that are relevant to our audit of the annual financial report in Australia. We have also fulfilled our other ethical responsibilities in accordance with the Code.

Responsibility of the Directors' for the Financial Report

The directors of Associate Global Partners Limited and Controlled Entities are responsible for the preparation of the half-year financial report that gives a true and fair view in accordance with Australian Accounting Standards and the *Corporations Act 2001* and for such internal control as the directors determine is necessary to enable the preparation of the half-year financial report that gives a true and fair view and is free from material misstatement, whether due to fraud or error.

Auditor's Responsibilities for the Review of the Financial Report

Our responsibility is to express a conclusion on the half-year financial report based on our review. ASRE 2410 requires us to conclude whether we have become aware of any matter that makes us believe that the half-year financial report is not in accordance with the *Corporations Act 2001* including giving a true and fair view of the

Brisbane
Level 15
240 Queen Street
Brisbane QLD 4000
T + 61 7 3085 0888

Melbourne
Level 10
530 Collins Street
Melbourne VIC 3000
T + 61 3 8635 1800

Perth
Level 18
197 St Georges Terrace
Perth WA 6000
T + 61 8 6184 5980

Sydney
Level 7, Aurora Place
88 Phillip Street
Sydney NSW 2000
T + 61 2 8059 6800



Group's financial position as at 31 December 2024 and its performance for the half-year ended on that date and complying with Accounting Standard AASB 134 *Interim Financial Reporting* and the *Corporations Regulations 2001*.

A review of a half-year financial report consists of making enquiries, primarily of persons responsible for financial and accounting matters, and applying analytical and other review procedures. A review is substantially less in scope than an audit conducted in accordance with Australian Auditing Standards and consequently does not enable us to obtain assurance that we would become aware of all significant matters that might be identified in an audit. Accordingly, we do not express an audit opinion.

SW

SW Audit
Chartered Accountants



Rene Muller
Partner

Sydney, 26 February 2025

For personal use only