



interim **FINANCIAL REPORT**

For the 26 weeks ended 29 December 2024 (prior period 26 weeks ended 24 December 2023)

For personal use only

BEACON LIGHTING GROUP

Beacon
LIGHTING

Beacon
TRADE

Beacon
COMMERCIAL

Beacon
INTERNATIONAL

**LIGHT
SOURCE**
SOLUTIONS

CONNECTED
LIGHT SOLUTIONS

MASSON
FOR LIGHT

C
CUSTOM LIGHTING
DESIGNERS OF LIGHT

Contents

Directors' Report	1
Auditor's Independence Declaration	5
Index to the Financial Statements	6
Consolidated Statement of Comprehensive Income	7
Consolidated Balance Sheet	8
Consolidated Statement of Changes in Equity	9
Consolidated Statement of Cash Flows	10
Notes to the Consolidated Financial Statements	12
Directors' Declaration	23
Independent Auditor's Review Report to the Members of Beacon Lighting Group Limited	24
Corporate Directory	26
Store Locations	28

For personal use only

Directors' Report

The Directors of Beacon Lighting Group Limited (the 'Company') present the interim report for the Group and its controlled entities for the 26 weeks ended 29 December 2024.

1. DIRECTORS

The names of the Company's Directors in office during the 26 weeks ended 29 December 2024 and until the date of this report are as below. All Directors were in office for the entire period.

Ian Robinson	Executive Chairman
Eric Barr	Deputy Chairman, Non-Executive Director
Glen Robinson	Director, Chief Executive Officer
Neil Osborne	Non-Executive Director
Prue Robinson	Executive Director
Daniel Palumbo	Non-Executive Director

2. REVIEW OF OPERATIONS

Beacon Lighting is Australia's leading retail, online and trade supplier of lighting, ceiling fans, and electrical accessories. Beacon Lighting also operates specialty lighting businesses under different brand names in Australia and has expanded internationally, through wholesale operations in multiple countries. Additionally, Beacon Lighting holds a 50% stake in the Large Format Property Fund, which owns seven retail properties in Australia.

As of H1 FY2025, Beacon Lighting's trading operations in Australia (unless otherwise stated) included:

- 126 Beacon Lighting company stores.
- 2 Beacon Lighting franchised stores.
- 5 Commercial sales offices.
- International sales offices in Hong Kong, Germany, the United States of America and a support office in China.
- Specialty businesses: Connected Light Solutions, Masson For Light, Custom Lighting and Beacon Lighting Wholesale.

The Australian operations are supported by distribution centres in Brisbane (QLD), Melbourne (VIC), along with a third-party logistics (3PL) distribution centre in Perth (WA). The Beacon Group Support Centre is located in Melbourne (VIC).

During H1 FY2025, Australian consumer sentiment remained pessimistic, with retail customers exercising caution. Despite these conditions, the Beacon Trade strategy continued to drive sales through our stores, commercial and eCommerce sales channels. Beacon Lighting has continued to focus on bringing to market the latest, innovative, energy-efficient and fashion orientated lighting, ceiling fans, and electrical accessories to market, supported by outstanding customer service from the Beacon Lighting team. This remains a key differentiator for Beacon Lighting.

Beacon Lighting continues to have four strategic growth pillars, which are:

- **Retail:** Emphasis on store optimisation, network expansion, an exciting product range, inspirational store design, VIP member benefits, and an outstanding customer experience.
- **Trade:** Building strong relationships with trade and commercial customers through direct and referral sales, trade specific products, special trade prices, other trade benefits, and an industry leading Beacon Trade Club.
- **eCommerce:** Delivering engaging, user-friendly websites and a seamless omni-channel experience for both retail and trade customers.
- **New Business:** Pursuing growth through emerging retail and wholesale businesses, international sales, property investment, and strategic acquisitions.

The Beacon Lighting Group result for H1 FY2025 compared to H1 FY2024 is presented in the following table:

Consolidated Entity	H1 FY2025 \$'000	H1 FY2024 \$'000	Change \$'000	Change %
Sales	170,568	164,857	5,711	3.5%
Gross Profit	118,264	114,337	3,927	3.4%
Other Income & Other Revenue ⁽¹⁾	1,336	908	428	47.1%
Operating Expenses ⁽²⁾	(72,246)	(68,849)	(3,397)	4.9%
EBITDA ⁽³⁾	47,354	46,396	958	2.1%
EBIT ⁽³⁾	29,666	29,839	(173)	(0.6%)
Net Profit After Tax	17,595	18,051	(456)	(2.6%)

(1) Other Income includes other revenue, other income and a share of net profits of associates.

(2) Operating Expenses exclude depreciation, amortisation and finance costs.

(3) Beacon Lighting discloses certain non-IFRS measures in this Directors' Report, that are not audited or reviewed by the Group's auditors. The Directors believe the presentation of non-IFRS financial measures are useful for the users of this financial report as they provide additional and relevant information that reflect the underlying financial performance of Beacon Lighting. EBITDA : Earnings before Interest, Tax, Depreciation and Amortisation. EBIT : Earnings before Interest and Tax.

Beacon Lighting has continued to strengthen our relationships with our trade customers. The highlight of the Beacon Trade result in H1 FY2025 was that trade sales through Beacon Lighting stores increased by 25.3%. Other significant developments included the opening of new company stores at Port Stephens (NSW), Chatswood (NSW) and Shepparton (VIC). The Bendigo (VIC) store was relocated to a larger showroom, while Chatswood (NSW) replaced the Killara (NSW) store which has closed.

Beacon Lighting thanks our retail, trade, and wholesale customers for their continued support throughout H1 FY2025. The Beacon Lighting Group remains committed to delivering innovative products, excellent service, and sustainable growth for all stakeholders.



3. SIGNIFICANT CHANGES IN THE STATE OF AFFAIRS

There were no significant changes in the state of affairs of the business during the 26 weeks ended 29 December 2024.

4. AUDITOR’S INDEPENDENCE DECLARATION

A copy of the auditor’s independence declaration as required under section 307C of the Corporations Act 2001 is set out on page 5.

5. ROUNDING OF AMOUNTS

The Group has relied on the relief provided by ASIC Corporations Instrument 2016/191, and in accordance with that Instrument, amounts in the Directors’ report and financial statements have been rounded off to the nearest thousand dollars, or in certain cases, to the nearest dollar.

6. EVENTS OCCURRING AFTER THE REPORTING PERIOD

Other than the items described below, there has been no other matter or circumstance that has occurred subsequent to period end that has significantly affected, or may significantly affect, the operations of the Group, the results of those operations or the state of affairs of the Group or economic entity in subsequent financial periods.

- A fully franked interim dividend of \$0.041 was declared on 19th February 2025.

Signed in accordance with a resolution of Directors,



A handwritten signature in black ink, appearing to read 'Ian Robinson'.

Ian Robinson
Executive Chairman



A handwritten signature in black ink, appearing to read 'Glen Robinson'.

Glen Robinson
Chief Executive Officer

Melbourne, 19th February 2025



Auditor's Independence Declaration



Auditor's Independence Declaration

As lead auditor for the review of Beacon Lighting Group Limited for the period ended 29 December 2024, I declare that to the best of my knowledge and belief, there have been:

- (a) no contraventions of the auditor independence requirements of the *Corporations Act 2001* in relation to the review; and
- (b) no contraventions of any applicable code of professional conduct in relation to the review.

This declaration is in respect of Beacon Lighting Group Limited and the entities it controlled during the period.

A handwritten signature in black ink, appearing to read 'Matthew Probert'.

Matthew Probert
Partner
PricewaterhouseCoopers

Melbourne
19 February 2025

PricewaterhouseCoopers, ABN 52 780 433 757
2 Riverside Quay, SOUTHBANK VIC 3006, GPO Box 1331, MELBOURNE VIC 3001
T: 61 3 8603 1000, F: 61 3 8603 1999, www.pwc.com.au

Liability limited by a scheme approved under Professional Standards Legislation.

Index to the Financial Statements

Consolidated Statement of Comprehensive Income	7	8 Trade and Other Payables	15
Consolidated Balance Sheet	8	9 Current Borrowings	16
Consolidated Statement of Changes in Equity	9	10 Current Provisions	16
Consolidated Statement of Cash Flows	10	11 Non Current Provisions	17
Notes to the Consolidated Financial Statements	12	12 Leases	17
1 Summary of Material Accounting Policies	12	13 Contributed Equity	19
2 Segment Information	12	14 Contractual Maturities of Financial Liabilities	20
3 Profit and Loss Information	13	15 Related Party Transactions	21
4 Fair Value Measurement of Financial Instruments	13	16 Dividends	21
5 Property, Plant and Equipment	14	17 Income Tax	21
6 Investment in Associates Accounted for using the Equity Method	14	18 Contingencies	21
7 Intangible Assets	15	19 Commitments	21
		20 Events Occurring after the Reporting Period	21

This interim financial report is the consolidated financial report of the consolidated entity consisting Beacon Lighting Group Limited, ACN 164 122 785 and its controlled entities. Beacon Lighting Group Limited is a company limited by shares, incorporated and domiciled in Australia. Its registered office and principal place of business is Level 1, 295 Whitehorse Road, Nunawading 3131, Victoria. The financial report was authorised for issue by the Directors on 19th February 2025.

For personal use only

CONSOLIDATED STATEMENT OF COMPREHENSIVE INCOME
For the 26 weeks ended 29 December 2024 and the 26 weeks ended 24 December 2023
Beacon Lighting Group Limited and its controlled entities

Consolidated Entity	Notes	29 December 2024 \$'000	24 December 2023 \$'000
REVENUE FROM CONTRACTS WITH CUSTOMERS			
Sale of goods		170,568	164,857
Other revenue		255	240
Total revenue from contracts with customers		170,823	165,097
Other income		1,045	531
EXPENSES			
Cost of sales of goods		(52,304)	(50,520)
Other expenses from ordinary activities			
Marketing		(8,715)	(8,676)
Selling and distribution		(69,756)	(65,803)
General and administration		(11,463)	(10,927)
Finance costs		(4,356)	(3,771)
Share of net profits of associates accounted for using the equity method		36	137
PROFIT BEFORE INCOME TAX		25,310	26,068
Income tax expense	17	(7,715)	(8,017)
PROFIT FOR THE PERIOD ATTRIBUTABLE TO THE OWNERS OF THE PARENT ENTITY		17,595	18,051
Profit is attributable to:			
Owners of Beacon Lighting Group Limited		17,595	18,051
		17,595	18,051
Other comprehensive income - Items that may be reclassified to profit or loss:			
Changes in the fair value of derivatives		380	(437)
Exchange differences on translation of foreign operations		868	(414)
Income tax relating to these items		(373)	256
Other comprehensive income for the period, net of tax		875	(595)
TOTAL COMPREHENSIVE INCOME FOR THE PERIOD ATTRIBUTABLE TO THE OWNERS OF THE PARENT ENTITY		18,470	17,456
Total comprehensive income is attributable to:			
Owners of Beacon Lighting Group Limited		18,470	17,456
		18,470	17,456
EARNINGS PER SHARE FOR THE PROFIT ATTRIBUTABLE TO THE OWNERS OF THE PARENT ENTITY		Cents	Cents
Basic earnings per share		7.75	8.02
Diluted earnings per share		7.75	8.02

The above consolidated statement of comprehensive income should be read in conjunction with the accompanying notes.

CONSOLIDATED BALANCE SHEET
As at 29 December 2024 and as at 30 June 2024
Beacon Lighting Group Limited and its controlled entities

Consolidated Entity	Notes	December 2024 \$'000	June 2024 \$'000
CURRENT ASSETS			
Cash and cash equivalents		38,009	36,181
Trade and other receivables		13,425	14,315
Inventories		98,690	95,677
Derivative financial instruments		293	27
Other financial assets		10,000	10,025
Other current assets		2,646	2,724
Total current assets		163,063	158,949
NON-CURRENT ASSETS			
Financial assets at fair value through profit or loss		11	9
Investment in associates	6	19,875	20,059
Property, plant and equipment	5	48,918	46,557
Right of use asset	12	117,404	114,183
Intangible assets	7	13,918	13,928
Other non-current assets		1,571	409
Deferred tax assets		14,101	12,980
Total non-current assets		215,798	208,125
TOTAL ASSETS		378,861	367,074
CURRENT LIABILITIES			
Trade and other payables	8	26,246	28,127
Borrowings	9	20,217	24,160
Provisions	10	12,581	12,313
Current tax liabilities		2,346	1,860
Lease liabilities	12	29,255	27,947
Total current liabilities		90,645	94,407
NON-CURRENT LIABILITIES			
Lease liabilities	12	108,307	105,118
Provisions	11	1,790	1,759
Total non-current liabilities		110,097	106,877
TOTAL LIABILITIES		200,742	201,284
NET ASSETS		178,119	165,790
EQUITY			
Contributed equity	13	81,506	79,170
Other reserves		(41,179)	(42,197)
Retained earnings		137,792	128,817
TOTAL EQUITY		178,119	165,790

The above consolidated balance sheet should be read in conjunction with the accompanying notes.

CONSOLIDATED STATEMENT OF CHANGES IN EQUITY
For the 26 weeks ended 29 December 2024 and the 26 weeks ended 24 December 2023
Beacon Lighting Group Limited and its controlled entities

Consolidated Entity	Notes	Contributed Equity \$'000	Reserves \$'000	Retained Earnings \$'000	Total \$'000
BALANCE AS AT 25 JUNE 2023		74,468	(42,336)	116,964	149,096
Profit for the period		-	-	18,051	18,051
Other comprehensive (loss)/income		-	(595)	-	(595)
Total comprehensive income for the period		-	(595)	18,051	17,456
Transactions with owners in their capacity as owners					
Issue of shares via dividend re-investment plan		2,366	-	-	2,366
Employee share scheme		-	15	-	15
Dividends provided for or paid	16	-	-	(8,984)	(8,984)
Total contributions by and distributions to owners		2,366	15	(8,984)	(6,603)
BALANCE AS AT 24 DECEMBER 2023		76,834	(42,916)	126,031	159,949
BALANCE AS AT 30 JUNE 2024		79,170	(42,197)	128,817	165,790
Profit for the period		-	-	17,595	17,595
Other comprehensive (loss)/income		-	875	-	875
Total comprehensive income for the period		-	875	17,595	18,470
Transactions with owners in their capacity as owners					
Issue of shares via dividend re-investment plan		2,336	-	-	2,336
Employee share scheme		-	143	-	143
Dividends provided for or paid	16	-	-	(8,620)	(8,620)
Total contributions by and distributions to owners		2,336	143	(8,620)	(6,141)
BALANCE AS AT 29 DECEMBER 2024		81,506	(41,179)	137,792	178,119

The above consolidated statement of changes in equity should be read in conjunction with the accompanying notes.

CONSOLIDATED STATEMENT OF CASH FLOWS
For the 26 weeks ended 29 December 2024 and the 26 weeks ended 24 December 2023
Beacon Lighting Group Limited and its controlled entities

Consolidated Entity	Notes	29 December 2024 \$'000	24 December 2023 \$'000
CASH FLOWS FROM OPERATING ACTIVITIES			
Receipts from customers (inclusive of goods and services tax)		188,753	181,941
Payments to suppliers and employees (inclusive of goods and services tax)		(144,521)	(133,621)
Interest received		1,045	498
Borrowing costs		(4,356)	(3,771)
Income taxes paid		(8,327)	(8,939)
Net cash inflow from operating activities		32,594	36,108
CASH FLOWS FROM INVESTING ACTIVITIES			
Payments for property, plant and equipment		(5,989)	(5,246)
Loans to associates		(250)	-
Payment for acquisition		-	(200)
Payments for financial assets at amortised cost		-	(10,000)
Proceeds from interest in associates		220	201
Proceeds from sale of property, plant and equipment		9	8
Net cash (outflow) from investing activities		(6,010)	(15,237)
CASH FLOWS FROM FINANCING ACTIVITIES			
Proceeds from borrowings		39,318	38,923
Repayment of borrowings		(43,261)	(34,313)
Payments for principal portion of lease liabilities		(14,529)	(13,142)
Dividends paid to Company's shareholders	16	(6,284)	(6,617)
Net cash (outflow) from financing activities		(24,756)	(15,149)
Net increase in cash and cash equivalents		1,828	5,722
Cash and cash equivalents at the beginning of the financial period		36,181	20,682
Cash and cash equivalents at end of period		38,009	26,404

The above consolidated statement of cash flows should be read in conjunction with the accompanying notes.

For personal use only



NOTES TO THE CONSOLIDATED FINANCIAL STATEMENTS
For the 26 weeks ended 29 December 2024 and the 26 weeks ended 24 December
2023 Beacon Lighting Group Limited and its controlled entities

1. SUMMARY OF MATERIAL ACCOUNTING POLICIES

The principal accounting policies adopted in the preparation of this consolidated interim report are set out below. These policies have been consistently applied to all the periods presented, unless otherwise stated. The financial report is for the consolidated entity consisting of Beacon Lighting Group Limited (the 'Company' or 'Beacon Lighting Group') and its controlled entities (the 'Consolidated Entity' or 'Group').

Basis of preparation

This consolidated interim financial report for the 26 weeks ended 29 December 2024 has been prepared in accordance with Accounting Standard AASB 134 Interim Financial Reporting and the Corporations Act 2001. This condensed consolidated interim financial report does not include all the notes of the type normally included in an annual financial report. Accordingly, this report is to be read in conjunction with the annual report for the 53 weeks ended 30 June 2024 and any public announcements made by the Group during the interim reporting period in accordance with the continuous disclosure requirements of the Corporations Act 2001. The accounting policies applied in these interim financial statements are the same as those applied in the Group's consolidated financial statements as at the end of the 53 weeks ended 30 June 2024.

(a) New, revised or amended accounting standards and interpretations adopted by the Group

A number of new or amended standards became applicable for the current reporting period. The Group did not have to change its accounting policies or make retrospective adjustments as a result of adopting these standards.

(b) Historical cost convention

This interim financial report has been prepared in accordance with the historical cost convention, except for certain financial assets and liabilities (including derivative instruments). Comparative information is reclassified where appropriate to enhance comparability.

2. SEGMENT INFORMATION

Operating segments are reported in a manner consistent with the internal reporting provided to the chief operating decision maker. The chief operating decision maker for the Group, is the Chief Executive Officer (CEO). The Group determines operating segments based on information provided to the CEO in assessing performance and determining the allocation of resources within the Group. Consideration is given to the manner in which products are sold, nature of the products supplied, the organisational structure and the nature of customers.

Reportable segments are based on the aggregated operating segments determined by the manner in which products are sold, similarity of products, nature of the products supplied, the nature of customers and the methods used to distribute the product. The Group purchases goods in USD for sales predominately into Australia. The Group's one reportable segment is the selling of light fittings, fans and electrical accessories products.



NOTES TO THE CONSOLIDATED FINANCIAL STATEMENTS
For the 26 weeks ended 29 December 2024 and the 26 weeks ended 24 December
2023 Beacon Lighting Group Limited and its controlled entities

3. PROFIT AND LOSS INFORMATION

Significant Items

Profit for the 26 weeks ended 29 December 2024 includes the following items that are unusual because of their nature, size or incidence:

Consolidated Entity	December 2024 \$'000	December 2023 \$'000
	-	-

4. FAIR VALUE MEASUREMENT OF FINANCIAL INSTRUMENTS

AASB 13 requires disclosure of fair value measurements by level of the following fair value measurement hierarchy:

- a) quoted prices (unadjusted) in active markets for identical assets or liabilities (level 1);
- b) inputs other than quoted prices included within level 1 that are observable for the asset or liability, either directly or indirectly (level 2); and
- c) inputs for the asset or liability that are not based on observable market data (unobservable inputs) (level 3).

The following table presents the Company's financial assets and financial liabilities measured and recognised at fair value as at 29 December 2024, on a recurring basis.

At 29 December 2024	Level 2 \$'000	Total \$'000
Derivatives used for hedging – net position	293	293

At 30 June 2024	Level 2 \$'000	Total \$'000
Derivatives used for hedging – net position	27	27

The fair value of financial instruments that are not traded in an active market (for example, over-the-counter derivatives) is determined using valuation techniques. These valuation techniques maximise the use of observable market data where it is available and rely as little as possible on entity specific estimates. If all significant inputs required to fair value an instrument are observable, the instrument is included in level 2.

All of the resulting fair value adjustments are included in level 2.

There are no financial assets and liabilities in Level 1 and Level 3, and there are no transfers between the levels.

NOTES TO THE CONSOLIDATED FINANCIAL STATEMENTS

As at 29 December 2024 and as at 30 June 2024

Beacon Lighting Group Limited and its controlled entities

5.PROPERTY, PLANT AND EQUIPMENT

Consolidated Entity	Furniture, Fittings and Equipment \$'000	Vehicles \$'000	Land and Buildings \$'000	Total \$'000
At 30 June 2024				
Cost	86,642	4,178	1,673	92,493
Accumulated depreciation	(43,230)	(2,577)	(129)	(45,936)
Net book amount	43,412	1,601	1,544	46,557
Half Year ended 29 December 2024				
Opening net book amount	43,412	1,601	1,544	46,557
Additions	5,742	247	-	5,989
Disposals	-	(10)	-	(10)
Depreciation charge	(3,401)	(204)	(13)	(3,618)
Closing net book amount	45,753	1,634	1,531	48,918
At 29 December 2024				
Cost	92,300	4,375	1,673	98,348
Accumulated depreciation	(46,547)	(2,741)	(142)	(49,430)
Net book amount	45,753	1,634	1,531	48,918

6.INVESTMENT IN ASSOCIATES ACCOUNTED FOR USING THE EQUITY METHOD

Consolidated Entity	December 2024 \$'000	June 2024 \$'000
Shares in associates at carrying amount at start of period	20,059	19,963
Cash distributions received	(220)	(425)
Net Share of associates profit / (losses)	36	521
Carrying amount at end of period	19,875	20,059

For personal use only

NOTES TO THE CONSOLIDATED FINANCIAL STATEMENTS

As at 29 December 2024 and as at 30 June 2024

Beacon Lighting Group Limited and its controlled entities

7. INTANGIBLE ASSETS

Consolidated Entity	Goodwill \$'000	Patents, trademarks and other rights \$'000	Total \$'000
At 30 June 2024			
Cost	13,828	500	14,328
Accumulated amortisation and impairment	-	(400)	(400)
Net book amount	13,828	100	13,928
At 29 December 2024			
Cost	13,828	500	14,328
Accumulated amortisation and impairment	-	(410)	(410)
Net book amount	13,828	90	13,918

8. TRADE AND OTHER PAYABLES

Consolidated Entity	December 2024 \$'000	June 2024 \$'000
Trade payables	11,755	13,063
Customer deposits	3,594	4,036
Sundry creditors	10,442	10,249
Marketing fund	75	422
Other payables	380	357
	26,246	28,127

Fair Value

Trade payables are unsecured and are usually paid within 30 days of recognition. The carrying amounts of trade and other payables are assumed to be the same as their fair values, due to their short-term nature.

For personal use only

NOTES TO THE CONSOLIDATED FINANCIAL STATEMENTS

As at 29 December 2024 and as at 30 June 2024

Beacon Lighting Group Limited and its controlled entities

9.CURRENT BORROWINGS

Consolidated Entity	December 2024 \$'000	June 2024 \$'000
Secured		
Trade finance (a)	-	-
Interchange facility (b)	20,217	24,160

(a) Trade Finance

The Group utilises trade finance facilities to fund inventory. The total available facility is \$10,000,000. The interest rate is the base rate plus a margin. The term of the facility is one year.

(b) Interchange Facility

The Group utilises the interchange facility to fund inventory and other activities of the Group. The total available facility comprises of AUD \$25,500,000. The interest rate is the base rate plus a margin for the drawing term. The term of the Interchange facility is two years and was entered into during FY2024.

10.CURRENT PROVISIONS

Consolidated Entity	December 2024 \$'000	June 2024 \$'000
Employee benefits	8,519	8,047
Warranty provision	1,834	2,148
Trade loyalty provision	2,023	1,962
Make good provision	26	26
Other provisions	179	130
	12,581	12,313



NOTES TO THE CONSOLIDATED FINANCIAL STATEMENTS

As at 29 December 2024 and as at 30 June 2024

Beacon Lighting Group Limited and its controlled entities

11. NON CURRENT PROVISIONS

Consolidated Entity	December 2024 \$'000	June 2024 \$'000
Employee benefits	724	693
Make good provision	1,066	1,066
	1,790	1,759

12. LEASES

Consolidated Entity	December 2024 \$'000	June 2024 \$'000
Right of use assets		
Buildings	117,404	114,183
	117,404	114,183
Lease liabilities		
Current	29,255	27,947
Non current	108,307	105,118
	137,562	133,065



For personal use only



NOTES TO THE CONSOLIDATED FINANCIAL STATEMENTS

As at 29 December 2024 and as at 30 June 2024

Beacon Lighting Group Limited and its controlled entities

13.CONTRIBUTED EQUITY

Consolidated Entity	December 2024 Shares	June 2024 Shares
Number of ordinary shares, fully paid	227,736,338	226,836,751

Consolidated Entity	December 2024 Shares	June 2024 Shares
Movements in the number of ordinary shares		
Balance at the beginning of the period	226,836,751	224,596,289
Dividend reinvestment plan share issue	899,587	2,240,462
Balance at the end of the period	227,736,338	226,836,751

Consolidated Entity	December 2024 \$'000	June 2024 \$'000
Movements in ordinary share capital		
Balance at the beginning of the period	79,170	74,468
Dividend reinvestment plan share issue	2,336	4,702
Balance at the end of the period	81,506	79,170

Ordinary shares

Ordinary shares entitle the holder to participate in dividends and the proceeds on winding up of the Group in proportion to the number of and amounts paid on the shares held.

All shares carry one vote per share.

Ordinary shares have no par value and the Group does not have a limited amount of authorised capital.

Capital risk management

The Group's objectives when managing capital are to safeguard their ability to continue as a going concern, so that they can continue to provide returns for shareholders and benefits for other stakeholders and to maintain an optimal capital structure to reduce the cost of capital.

Consistently with others in the industry, the Group monitors capital on the basis of the gearing ratio. This ratio is calculated as net debt (borrowings less cash) divided by total equity.

For personal use only

NOTES TO THE CONSOLIDATED FINANCIAL STATEMENTS

As at 29 December 2024 and as at 30 June 2024

Beacon Lighting Group Limited and its controlled entities

14.CONTRACTUAL MATURITIES OF FINANCIAL LIABILITIES

Consolidated Entity	Less Than 12 Months \$'000	Between 1 and 5 Years \$'000	Over 5 Years \$'000	Total Contractual Cash Flows \$'000	Carrying Amount (Assets) / Liabilities \$'000
NON DERIVATIVES					
Trade and other payables	26,126	-	-	26,126	26,126
Borrowings	20,418	-	-	20,418	20,217
Lease liabilities	35,015	97,340	27,879	160,234	137,563
Total non-derivatives	81,559	97,340	27,879	206,778	183,906
DERIVATIVES					
Forward exchange contracts	293	-	-	293	293
Net settled cash flow hedges	293	-	-	293	293



For personal use only

NOTES TO THE CONSOLIDATED FINANCIAL STATEMENTS

As at 29 December 2024 and as at 30 June 2024
Beacon Lighting Group Limited and its controlled entities

15.RELATED PARTY TRANSACTIONS

Beacon Lighting Group Limited holds 50% of the issued units in the Large Format Property Fund for the amount of \$19,875,000. The Group has loaned \$4,200,000 (FY2024 \$4,050,000) to the Large Format Property Fund to support the development of the fund properties. The Group recognized a share of the net profit of associates accounted for using the equity method of \$36,000.

16.DIVIDENDS

Consolidated Entity	29 December 2024 \$'000	24 December 2023 \$'000
Total dividends provided for or paid during the half year	8,620	8,984

17. INCOME TAX

The Income tax expense for the period is the tax payable on the current period's taxable income based on the applicable income tax rate for each jurisdiction adjusted by changes in deferred tax assets and liabilities attributable to temporary differences and to unused tax losses. The estimated average annual tax rate used for the 26 weeks ended 29 December 2024 is 30%, compared to 30% for the 26 weeks ended 24 December 2023.

18.CONTINGENCIES

There were no significant or material contingent liabilities including legal claims at 29 December 2024 or 24 December 2023.

19.COMMITMENTS

Other than the item described below, there has been no significant change to the substance or value of commitments to those disclosed in the 30 June 2024 financial report.

20.EVENTS OCCURRING AFTER THE REPORTING PERIOD

Other than the items described below, there has been no other matter or circumstance that has occurred subsequent to period end that has significantly affected, or may significantly affect, the operations of the Group, the results of those operations or the state of affairs of the Group or economic entity in subsequent financial periods.

- A fully franked interim dividend of \$0.041 was declared on 19th February 2025.

For personal use only



Directors' Declaration

In the opinion of the Directors:

- (a) the Financial Statements, notes and the additional disclosures set out on pages 6 to 21 are in accordance with the Corporations Act 2001, including:
 - (i) complying with Accounting Standards, the Corporations Regulations 2001 and other mandatory professional reporting requirements, and
 - (ii) giving a true and fair view of the consolidated entity's financial position as at 29 December 2024 and of its performance for the 26 weeks period ended on that date, and
- (b) there are reasonable grounds to believe that the company will be able to pay its debts as and when they become due and payable.

Signed in accordance with a resolution of Directors.



Ian Robinson
Executive Chairman
Melbourne, 19th February 2025



Glen Robinson
Chief Executive Officer

For personal use only

INDEPENDENT AUDITOR'S REVIEW REPORT TO THE MEMBERS OF BEACON LIGHTING GROUP LIMITED



Independent auditor's review report to the members of Beacon Lighting Group Limited

Report on the interim financial report

Conclusion

We have reviewed the interim financial report of Beacon Lighting Group Limited (the Company) and the entities it controlled during the period (together the Group), which comprises the consolidated balance sheet as at 29 December 2024, the consolidated statement of comprehensive income, consolidated statement of changes in equity and consolidated statement of cash flows for the period ended on that date, selected explanatory notes and the directors' declaration.

Based on our review, which is not an audit, we have not become aware of any matter that makes us believe that the accompanying interim financial report of Beacon Lighting Group Limited does not comply with the *Corporations Act 2001* including:

1. giving a true and fair view of the Group's financial position as at 29 December 2024 and of its performance for the period ended on that date
2. complying with Accounting Standard AASB 134 *Interim Financial Reporting* and the *Corporations Regulations 2001*.

Basis for conclusion

We conducted our review in accordance with ASRE 2410 *Review of a Financial Report Performed by the Independent Auditor of the Entity* (ASRE 2410). Our responsibilities are further described in the *Auditor's responsibilities for the review of the interim financial report* section of our report.

We are independent of the Group in accordance with the auditor independence requirements of the *Corporations Act 2001* and the ethical requirements of the Accounting Professional & Ethical Standards Board's APES 110 *Code of Ethics for Professional Accountants (including Independence Standards)* (the Code) that are relevant to the audit of the annual financial report in Australia. We have also fulfilled our other ethical responsibilities in accordance with the Code.

Responsibilities of the directors for the interim financial report

The directors of the Company are responsible for the preparation of the interim financial report, in accordance with Australian Accounting Standards and the *Corporations Act 2001*, including giving a true and fair view, and for such internal control as the directors determine is necessary to enable the preparation of the interim financial report that is free from material misstatement whether due to fraud or error.

Auditor's responsibilities for the review of the interim financial report


Our responsibility is to express a conclusion on the interim financial report based on our review. ASRE 2410 requires us to conclude whether we have become aware of any matter that makes us believe that the interim financial report is not in accordance with the *Corporations Act 2001* including giving a true and fair view of the Group's financial position as at 29 December 2024 and of its performance for the

PricewaterhouseCoopers, ABN 52 780 433 757
2 Riverside Quay, SOUTHBANK VIC 3006, GPO Box 1331, MELBOURNE VIC 3001
T: 61 3 8603 1000, F: 61 3 8603 1999, www.pwc.com.au

Liability limited by a scheme approved under Professional Standards Legislation.

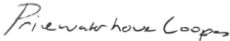
For personal use only


INDEPENDENT AUDITOR’S REVIEW REPORT TO THE MEMBERS OF BEACON LIGHTING GROUP LIMITED



period ended on that date, and complying with Accounting Standard AASB 134 *Interim Financial Reporting* and the *Corporations Regulations 2001*.

A review of an interim financial report consists of making enquiries, primarily of persons responsible for financial and accounting matters, and applying analytical and other review procedures. A review is substantially less in scope than an audit conducted in accordance with Australian Auditing Standards and consequently does not enable us to obtain assurance that we would become aware of all significant matters that might be identified in an audit. Accordingly, we do not express an audit opinion.


PricewaterhouseCoopers


Matthew Probert
Partner

Melbourne
19 February 2025

Corporate Directory

DIRECTORS

Ian Robinson	Executive Chairman
Glen Robinson	Chief Executive Officer
Eric Barr	Deputy Chairman
Neil Osborne	Non-Executive Director
Prue Robinson	Executive Director
Daniel Palumbo	Non-Executive Director

COMPANY SECRETARY

Tracey Hutchinson

REGISTERED OFFICE

Level 1
295 Whitehorse Road
Nunawading 3131
Victoria

WEBSITES

Corporate site
beaconlightinggroup.com.au

Retail site
beaconlighting.com.au

Trade site
beacontrade.com.au

Other business websites
beaconlightingcommercial.com.au
beaconinternational.com
customlighting.com.au
lightsourcesolutions.com.au
lightsourcesolutions.co.nz
lucciair.com
fanaway.com
massonforlight.com.au
beaconlighting.us
beaconlighting.eu
connectedlightsolutions.com.au
mammothfans.com.au
imaginesmartlighting.com
madebymayfair.com

LEGAL ADVISORS

Baker & McKenzie
Level 19
181 William
Street Melbourne
Victoria

AUDITORS

PricewaterhouseCoopers
2 Riverside Quay
Southbank
Victoria

SHARE REGISTRY

Computershare Investor Services Pty Limited
Yarra Falls
452 Johnston Street
Abbotsford
Victoria

STOCK EXCHANGE LISTING

Beacon Lighting Group Limited (BLX)
shares are listed on the ASX

For personal use only



Store Locations

VIC

Abbotsford

250 Hoddle St

Ballarat

Wendouree
Homemaker Centre

333 Gillies St

Balwyn North

304 Doncaster Rd

Bayswater

216 Canterbury Rd
Bayswater Nth

Bendigo

285 High St
Kangaroo
Flat

Burwood

110 Burwood Hwy

Chirnside Park

Showroom Centre
286 Maroondah
Hwy

Coburg

Lincoln Mills
Homemaker
Centre 64-74
Gaffney St

Craigieburn

440 Craigieburn Rd

Cranbourne

1280 Thompson Rd

Essendon

Homemaker Hub
120 Bulla Rd
Strathmore

Fountain Gate

Casey Lifestyle
Centre 430 Princes
Hwy

Frankston

22 McMahon Rd

Geelong

354 Melbourne Rd

Hawthorn

291 Burwood Rd

Heidelberg

2-4 Dora St

Hoppers Crossing

283 Old Geelong Rd

Maribyrnong

Harvey Norman
Centre 169
Rosamond Rd

Melton

2269 Melton Hwy

Mentone

27-29 Nepean Hwy

Mildura

671 Fifteenth St

Moorabbin

867 Nepean Hwy

Nunawading

295 Whitehorse Rd

Oakleigh

1402-1404 Dandenong
Rd

Pakenham

Lifestyle Centre
825 Princes Hwy

Preston

23 Bell St

Scoresby

1391 Ferntree Gully Rd

Shepparton

130-160 Benalla Rd

South Melbourne

50-56 York St

South Morang

825 Plenty Rd

Springvale

IKEA Homemaker Centre
917 Princes Hwy

St Kilda

366 St Kilda Rd

Thomastown

Homemaker
Centre Cnr Dalton
& Settlement Rds

Traralgon

73 Argyle St

Warrnambool

1-49 Raglan St

Watergardens

Homemaker Centre
440 Keilor-Melton Hwy

Waurnd Ponds

Homemaker
Centre 235 Colac
Rd (Princes Hwy)

NSW

Albury

Harvey Norman Centre
94 Borella Rd
Albury

Alexandria

Homemaker Centre
Cnr O'Riordan
& Doody Sts

Artarmon

Home HQ North Shore
Cnr Reserve Rd
& Frederick St

Bankstown

Home Central
9 - 67 Chapel Rd South

Belrose

Supa Centa
Belrose 4-6
Niangala Cl

Brookvale

577-579 Pittwater Rd

Carlton

367 Princes Hwy

Campbelltown

Homebase
24 Blaxland Rd

Camperdown

139-143 Parramatta Rd

Castle Hill

Home Hub Hills
Cnr Victoria & Hudson
Ave

Chatswood

658 Pacific Highway

Crows Nest

118 Falcon St

Gladesville

Wharf
Sqaure 8
Wharf Rd

Gosford West

Hometown
356 Manns Rd

Gregory Hills

Home Co
Steer Rd

Hornsby

Cnr Pacific Hwy
& Yardley Ave
Waitara

Kotara

Kotara Home
108 Park
Ave

Lake Haven

Home Mega Centre
Lake Haven Drv

Marsden Park

Home Hub
9 Hollinsworth Rd

McGraths Hill

Home Central
264-272 Windsor Rd

Mittagong

Highlands
Homemaker Centre
205 Old Hume Hwy

Moore Park

Supa Centa Moore Park
Cnr Sth Dowling St
& Todman Ave

Penrith

Homemaker
Centre 2 Patty's
Place

Port Macquarie

18 John Oxley Drive

Port Stephens

60 Port Stephens Drive
Taylors Beacon

Prospect

Homebase
19 Stoddart Rd

Rutherford

Harvey Norman
Centre 366 New
England Hwy

Shellharbour

146 New

Lake

Entrance Rd

Taren Point

105 Parraweena Rd

Tuggerah

Super Centre
Cnr Bryant Ave
& Wynong Rd

Warners Bay

Warners Bay
Home 240
Hillsborough Rd

Warrawong

1/30 Northcliffe Dr

ACT

Fyshwick
175 Gladstone St

Gungahlin
14/5 Hibberson St

QLD

Bundaberg
21 Johanna Bvd

Bundall
61 Upton St

Burleigh Heads
Reedy Creek Road

Cairns
331 Mulgrave Rd

Cannon Hill
Homemaker Centre
1881 Creek Rd

Capalaba
Freedom Home
Centre 67 Redland
Bay Rd

Carseldine
Homemaker Centre
1925 Gympie Rd
Bald Hills

Fortitude Valley
Homemaker City
North 111 McLachlan
St

Helensvale
Homeworld
502 Hope Island Rd

Hervey Bay
140 Boat Harbour Drv

Ipswich
Ipswich Riverlink
Shopping Centre
Cnr The Terrace &
Downs St

Jindalee
Homemaker City
182 Sinnamon Rd

Kawana
2 Eden St
Minyama

MacGregor
550 Kessels Rd

Mackay
2/2 Heaths Rd

Maroochydore
Sunshine Homemaker
Centre
72 Maroochydore Rd

Morayfield
Supa Centre
344 Morayfield Rd

Noosa
Noosa Civic
Eenie Creek
Rd

North Lakes
Prime Northlakes
Cnr Lakes Dve & Mason St

Rockhampton
Cnr Yaamba &
Richardson Rds

Southport
Bunnings Complex
542 Olsen Ave

Toowoomba
Harvey Norman Centre
910 Ruthven St

Townsville - Fairfield
Homemaker Centre
1 D'Arcy Dr

Townsville - Garbutt
Mega Centre
Cnr Dalrymple Rd
& Duckworth St

Tweed Heads
29-41 Greenway Dr

Underwood
34 Compton Rd

Virginia
1860 Sandgate Road

Windsor
190 Lutwyche Rd

WA

Armadale
1/1280 Armadale Rd

Baldivis
Safety Bay Rd

Belmont
225 Great Eastern Hwy

Bunbury
Home Maker
Centre 42
Strickland St

Busselton
115 Strelly St

Butler
220 Camborne Parkway

Cannington
21 William St

Claremont
201-207 Stirling Hwy

Ellenbrook
180 The Promenade

Jandakot
South Central
Cockburn
87 Armadale Rd

Joondalup
3 Sundew Rise

Malaga
Home Centre
655 Marshall
Rd

Mandurah
430 Pinjarra Rd

Midland
Midland Central
4 Clayton St

Myaree
Melville Square
248 Leach Hwy

Osborne Park
Hometown
381 Scarborough Beach
Rd

SA

Churchill
Churchill Centre South
252 Churchill Rd
Kilburn

Gepps Cross
Home HQ
750 Main North Rd

Melrose Park
Melrose Plaza
1039 South Rd

Mile End
121 Railway Tce

Modbury
985 North East Rd

Mt Barker
4/4 Dutton Rd

Munno Para
Harvey Norman Centre
600 Main North Rd
Smithfield

Noarlunga
Harvey Norman Centre
2 Seaman Dr

NT

Darwin
Homemaker
Village 356-362
Bagot Rd Millner

TAS

Devonport
6/4 Friend St

Launceston
40 William St

Moonah
7-9 Derwent Park Rd

For personal use only

BEACON LIGHTING GROUP

Beacon
LIGHTING

Beacon
TRADE

Beacon
COMMERCIAL

Beacon
INTERNATIONAL

LIGHT
SOURCE
SOLUTIONS

CONNECTED
BY DESIGN

WASSON
FABRICANT

C
CUSTOM LIGHTING
SOLUTIONS

www.beaconlighting.com.au