

For personal use only

Investor Presentation

December 24

ASX:FSG

www.fieldsolutions-group.com

Sydney | Brisbane | Hobart | Moree | Cardiff | Newcastle | Emerald | St George

DISCLAIMER

This presentation was prepared by Field Solutions Holdings Limited (FSG) and was authorised for release by the Board of the Company. This publication does not constitute an offer, invitation or recommendation for the sale or purchase of any securities in any jurisdiction. References to, and the explanation of, legislation and regulatory issues in this Publication are indicative only and should not be relied on. They do not purport to summarise all relevant legislation and regulatory issues or to be a full explanation of any particular matter.

Past Performance

Past performance information given in this Publication is given for illustrative purposes and should not be relied upon as an indication of future performance.

Forward Looking Statements

The information contained herein involves elements of subjective judgment and analysis and may be identified by words such as 'may', 'could', 'believes', 'expects', 'intends' or other words that involve risk and uncertainty (collectively, forward looking statements). Any forward looking statements expressed in this Publication are subject to change without notice. They do not constitute, and should not be regarded as, a representation that the relevant results will actually be achieved or that the underlying assumptions upon which forward looking statements may be based are valid or reasonable. Actual results may vary from the forward looking statements and such variations may be material.

Other Information

All financial amounts contained in this Publication are expressed in Australian currency unless otherwise stated. Any discrepancies between totals and sums and components in tables contained in this Publication are due to rounding.

Disclaimer

Other than to the extent required by law, neither FSG nor any of their respective affiliates, associates, shareholders, directors, officers, employees, agents, representatives and advisers (the FSG Parties) make any representation or warranty (express or implied) as to, and assume responsibility or liability for, the authenticity, origin, validity, accuracy or completeness of, or any errors in or omissions from, any information, statement or opinion contained in this Publication or in any accompanying, previous or subsequent material or presentation in connection with the subject matter of this Publication. Without limiting the foregoing, none of the FSG Parties:

- makes or purports to make any statement or representation (including, but not limited to, any representation with respect to any forward looking statement) contained in this Publication;
- is responsible for the contents of this Publication;
- has verified the accuracy or completeness of this Publication; or
- is liable in any way for any misstatement in, or errors in or omission from, this Publication or in any accompanying, previous or subsequent material or presentation in connection with the subject matter of this Publication, except and then only to the extent required by law.

United States

In particular, this Publication is not an offer of securities for sale in the United States or to, or for the account or benefit of, U.S. persons (as defined in Regulation S under the United States Securities Act of 1933 (the Securities Act)). Austco, its affiliates and related bodies corporate are not and will be registering any securities under the Securities Act or the securities laws of any state of the United States or any other jurisdiction other than the Commonwealth of Australia. This document has been prepared for publication in Australia and may not be released or distributed in the United States or to U.S. persons. Failure to comply with this directive may result in a violation of the Securities Act and/or another applicable law of the United States or another jurisdiction

Australia's Leading Telecommunications Carrier for rural, regional and remote Australia

We connect and service regional, rural and remote Australian industries bridge the digital divide between metro and rural Australia, digitally enabling key industries such as agriculture, agribusiness, resources and mining.

Key Highlights

Australian Telecommunications challenger with scalable national network, enterprise grade Managed IT, government certified cloud capabilities, and significant rural and regional infrastructure including Australia's 4th mobile network.

For personal use only

A decorative graphic on the left side of the slide, consisting of several overlapping, curved shapes in shades of green and yellow. Five blue dots are arranged vertically along the right edge of these shapes, corresponding to the five key highlights listed to the right.

100% owned Rural and regional network infrastructure assets: servicing highly defensible key industry sectors

Diversified Managed IT capabilities: dominating share of wallet in target sectors

Scalable National Core Network: Including direct national nbn footprint with capacity headroom to support further expansion

Industry led product innovation: broadening unique selling proposition and contract resilience

Australia's 4th Mobile Operator: Government backed infrastructure builds and neutral mobile network operator driving change in the future of Australia's Mobile deployments

Multiple revenue outcomes: Versatile infrastructure and network design supports multiple monetisation methods as industry accepts and evolves to new models

What we do

FSG is a full-service telecommunications and IT service provider operating two distinct business units

For personal use only

Core

Digital Enablement for Business, Enterprise and Government



Rural & Regional



Mining & Resources



Wholesale



Public Sector

- National Core network
- Delivers ISP (Internet/connectivity) and MSP, IT managed services targeted at key industries
- Products include:
 - managed private network
 - security, access control and asset monitoring
 - voice solutions
 - large campus connectivity and entertainment solutions, and
 - whole of business IT support

96% of revenue*

Infrastructure

Builds and Develops Telecommunications Infrastructure



Infrastructure

- Build and operate Telecommunications infrastructure
- Government Grant supported
- Delivers internet broadband, IoT and Mobile services (4G/5G) from a single asset
- Changing the way mobile assets and services are delivered and monetised

4% of revenue*

FY24 Financial Highlights

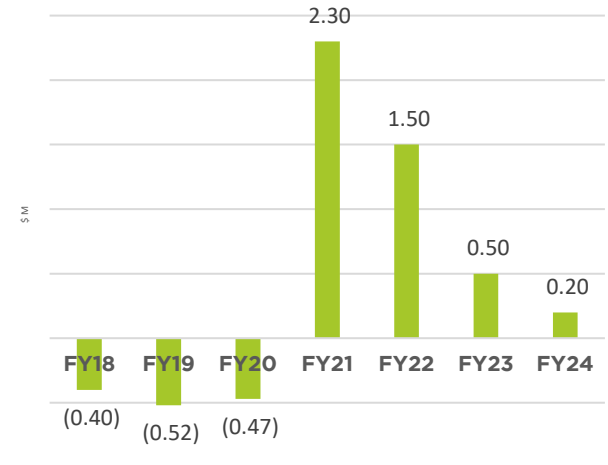
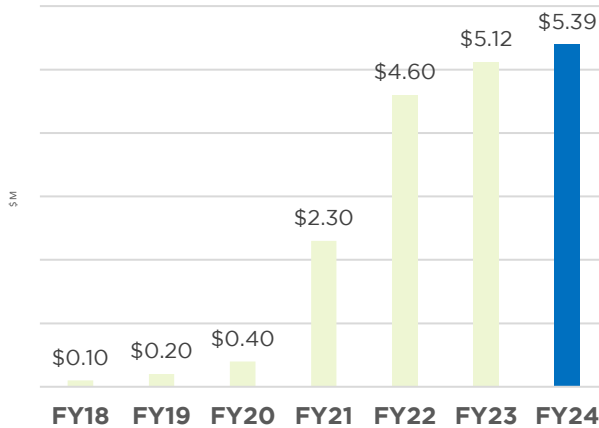
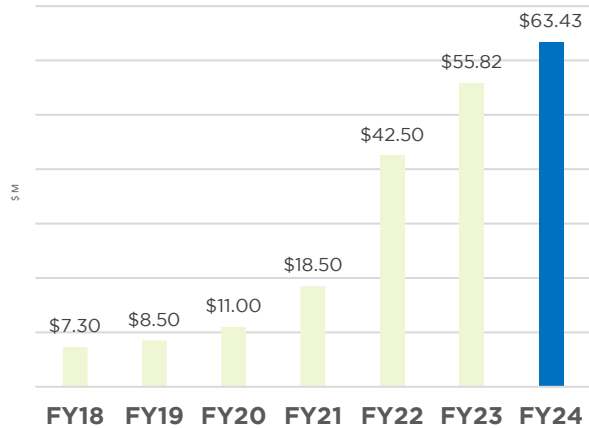
7 year-on-year growth in Revenue and EBITDA. NPAT affected by amortisation of contracts post Tasmanet acquisition

For personal use only

Revenue
\$63.43m
 +13% YoY¹

EBITDA
\$5.39m
 +5% YoY¹

Adjusted NPAT
\$0.20m



Growth in key sectors driving sustained top line growth

Govt Grant Income
\$4.8m

Levelling EBITDA reinvestment in operations and business expansion

Adjusted NPAT (Post-acquisition accounting treatment of the TasmaNet customer contracts + one-off costs).

1. Year on Year comparison shown above are to FY23 results.

For personal use only



FSG Core

Digital Enablement for Business, Enterprise and Government

ASX:FSG



FSG Core Business

Key Indicators



\$60.6M

Revenue*

40-43%

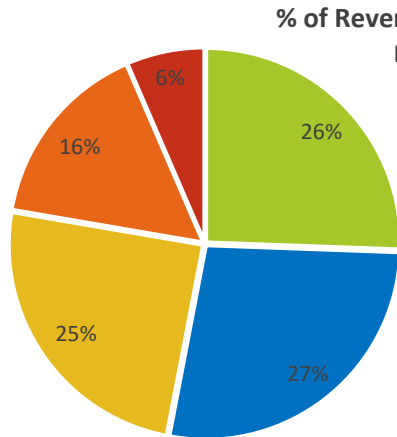
Gross margin*

79%

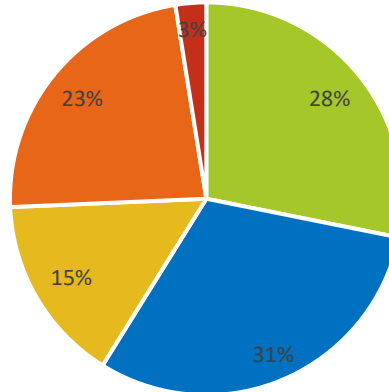
Recurring Revenue*

78%

Contracted*

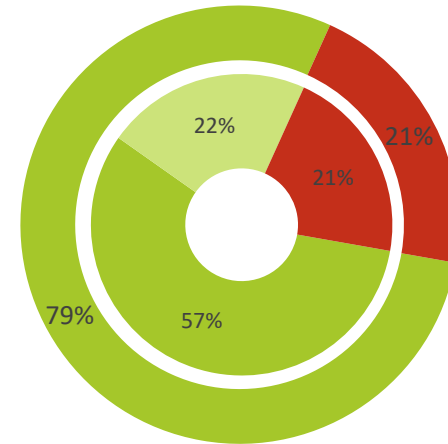


- Rural & Regional
- Mining & Resources
- Wholesale
- Public Sector
- Consumer



- Rural & Regional
- Mining & Resources
- Wholesale
- Public Sector
- Consumer

% Recurring and Contracted Revenue



- MRR
- MRR (Not Contracted)
- NRR Contracted

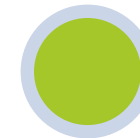
MRR
Monthly Recurring Revenue
NRR
Non-Recurring Revenue



Diversified revenues with focus on key enterprise and government industry sectors



Shift to higher margin products and services



Focus on operational efficiencies and reduction in opex

*Based on FY24 results

Contract Length vary by business unit. Typical Managed Services Contracts are 36-60 months. High customer retention , > 98% contract renewal rates

For personal use only



Notable Customers

Core Business unit FY24 Revenue by key customer sectors

For personal use only



Rural & Regional



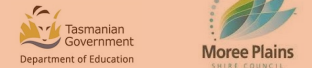
Mining & Resources



Wholesale



Public Sector



Trading Update

Capital constraints, timing differences and product mix affecting revenue and margins in first 6 months

- Q1-FY25
 - Lower than expected non-recurring Revenue and Margins predominantly in non-recurring projects revenue
 - lower sales and
 - delayed deliveries
 - Growth in non-recurring low margin wholesale revenue pushing average gross margins down
 - COGS timing differences
 - costs incurred ahead or after revenue creating margin percentage volatility

For personal use only

Strategic Review of Operations

Management conducted a strategic review of each business operation with to identify causes and opportunities for recovery

- Results of the review identified:
 - High revenue concentration across a small number of customers in mining and wholesale groups creating exposure risk to market and customer changes
 - Wholesale group
 - relies on high capex and opex network costs
 - margins continue a downward trend driven by market dynamics
 - organic growth of uncontracted recurring revenue driving overall gross margin percentages down
 - Mining group
 - revenues highly sensitive to volatile project works and typically unfavourable commercial terms (e.g. payment terms).
 - slow decision and contracting timelines.
 - risk around changes in industry and upcoming renewals

For personal use only

FY25 Core Group Changes

Restructure of operations aims to streamline operations, reduce risk, and allocate resources to areas with greater growth potential and long-term growth and stability.


For personal use only

Operations Restructure

- Exit nbn tails wholesale
- Divest high capex / unfavourable terms customer projects – negotiating non-binding offer
- Implement Opex reductions (partly complete)
- Complete Government supported Infrastructure Build
- Minimise non-government funded capital investments
- Operational management augmentation

Finance and Governance

- Recapitalise and restructure debt
- Board refresh



Impact FY26-27

- Revenue and EBITDA recovery and growth in FY27
- Positive cashflows
- Improved EBITDA margins > 11%

Impact FY25

- 6 months impact on revenues and cost
- Stabilise gross margins >50%
- Reduce capital and WIP exposure





Core Growth Outlook



Forecast FY25-FY27. Focus on operating efficiencies and high margin product mix to support higher EBITDA margins

Focus on key markets

- Business, Enterprise and Government
- Captive markets
- Review of low margin nbn tails segment

Product Innovation

- Industry solutions
- High margin, contracted (typically 3-5 year), specialised managed networks, security and whole of business solutions

Unique Selling Proposition

- Agile solution design
- Rural & Regional knowledge and staffing
- Local service

For personal use only

For personal use only

Infrastructure

Building Australia's 4th Mobile Operator driving the adoption of active infrastructure sharing

ASX:FSG



Regional Australia Network



FSG's RAN is designed to be Australia's **Neutral Mobile Network**, creating **real net-new coverage** and providing a comprehensive solution for **active sharing** and a commercially attractive framework.

This enables Mobile Network Operators (MNOs) to **increase their coverage** and **reach new subscribers** in a cost-effective manner and **avoid duplicate capital investments**.

At the same time, it aligns with the government's goal and commitment of ensuring **equal access to high-quality mobile services** for all Australians.

For personal use only



Infrastructure and Electronics



4th Mobile network




Active sharing



Net new coverage



4G/5G



Sustainable Power Options

Australia's 4th Mobile Network, designed as a **neutral** network, delivering:

- Comprehensive **Active and Passive Sharing** Options:
 - MOCN
 - MORAN
 - Roaming
 - Co-Location
- **Technical**
 - 4G / 5G Ready
 - Ability to be grid connected or Solar Powered
 - Fibre / Microwave / LEO Backhaul options

- **Commercial**
 - Primary Customers
 - Mobile Network Operators (MNOs)
 - Australia Federal Government – PSMB
 - Australia State Governments – Emergency Services
 - Primary Coverage Outcomes
 - Deliver net new coverage
 - Enhanced MNO coverage and competition
 - Primary Commercial Outcomes
 - Government assisted capital
 - Long term usage-based contracts



The birth of Australia's 4th mobile network

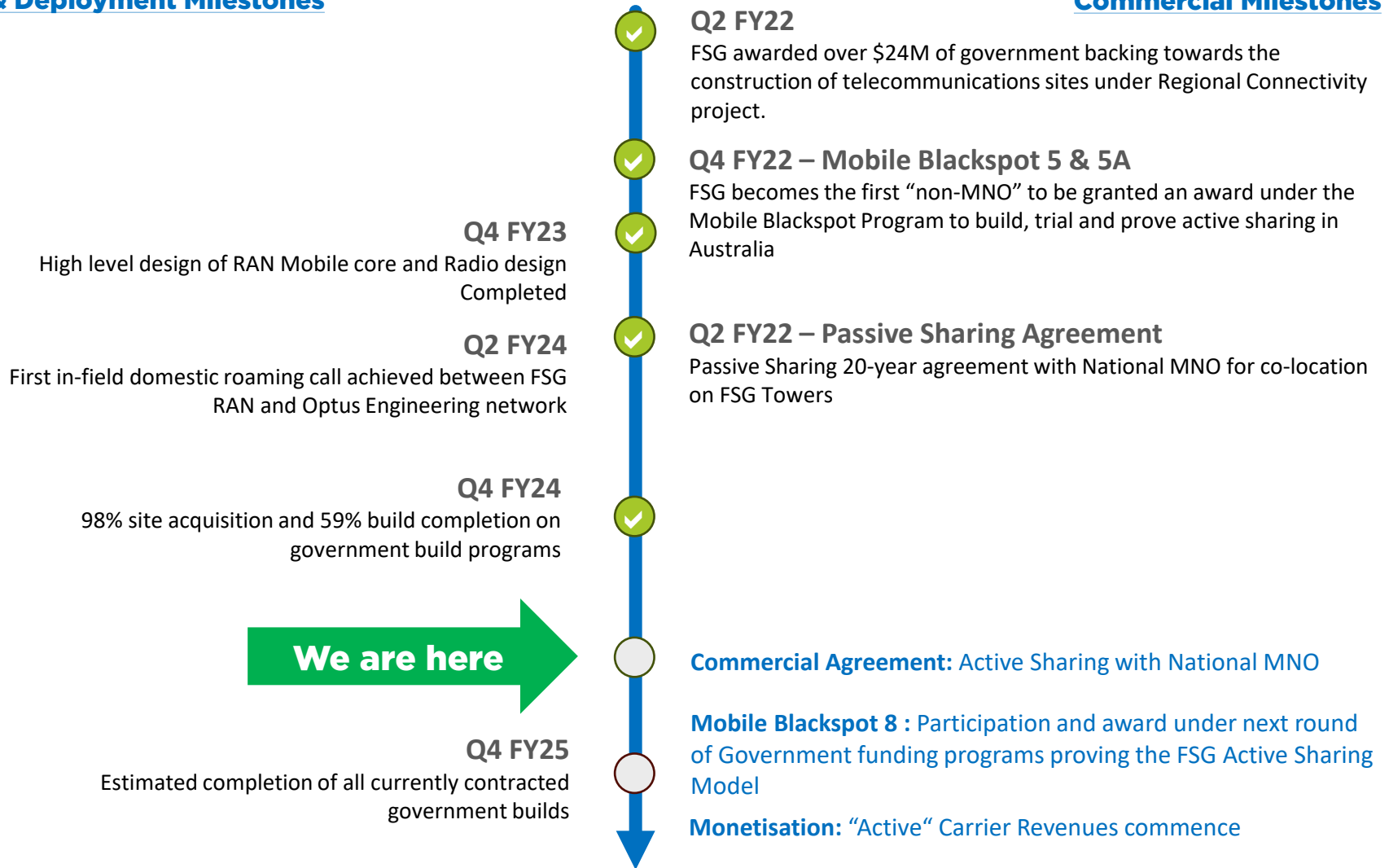


FSG's RAN is Australia's only in place mobile network, creating new coverage in rural and remote areas

Build & Deployment Milestones

Commercial Milestones

For personal use only

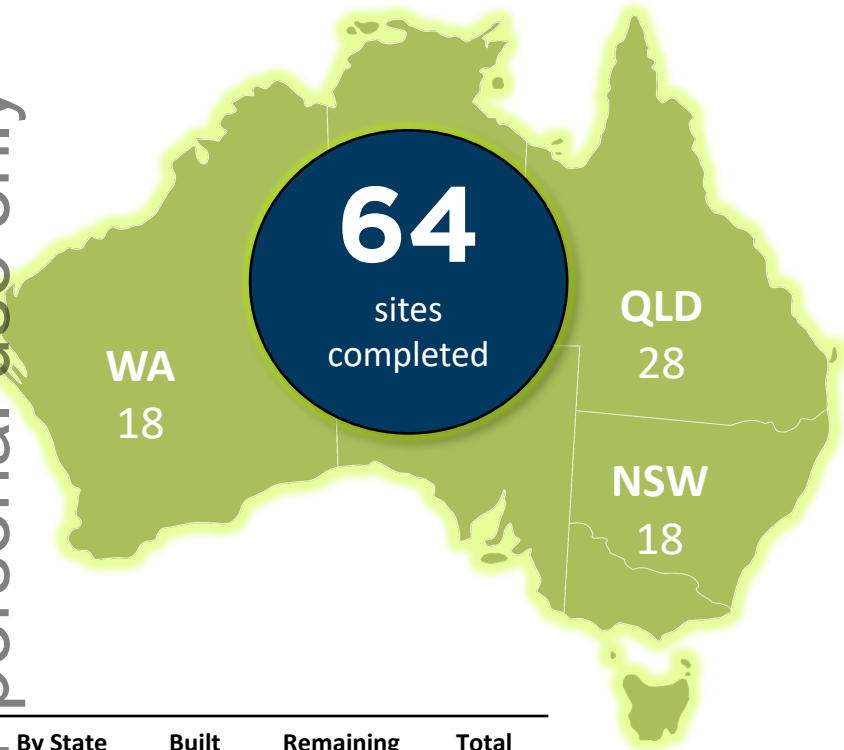




Infrastructure Capital Investments

Capital investment in infrastructure, core networks and completion of currently contracted Government backed tower builds targeting FY25 completion

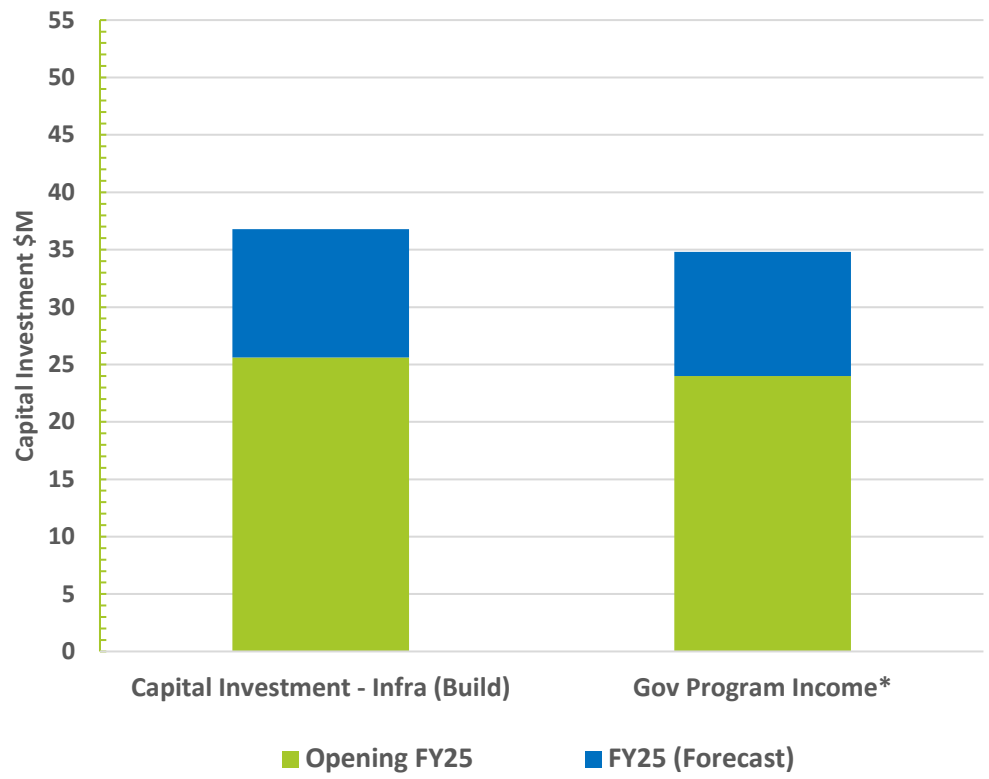
For personal use only



By State	Built	Remaining	Total
NSW	18	17	35
QLD	28	15	43
WA	18	10	28
Total	64	42	106

*Forecast site completions in early Q4-25.
 Income line shows expected invoice time based on completions. Cash receipts may be delayed by up to 120 days.

Capital infrastructure (builds) investment & Gov Grant Income





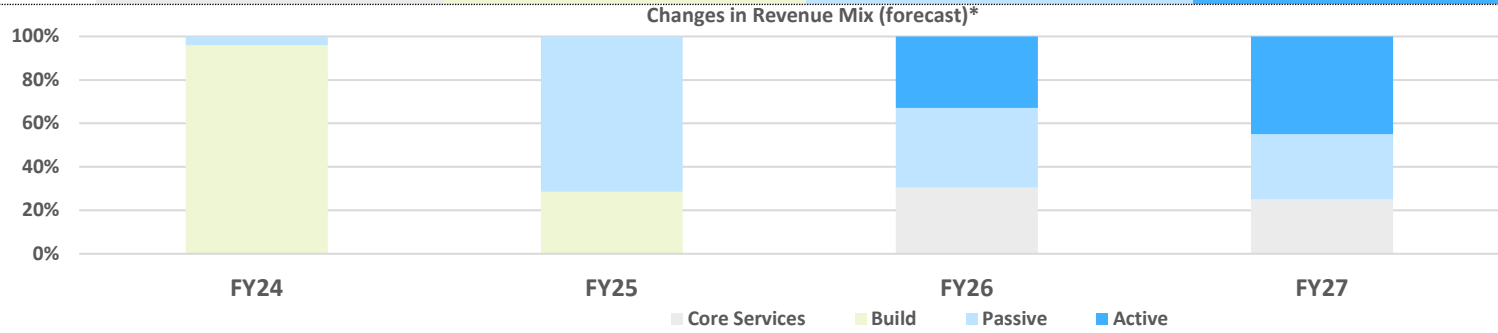
Infrastructure Monetisation



FSG infrastructure revenue is evolving as new networks and revenue sources are added. Based on current contracted programs, FY25-27 will see an increased revenue contribution from the monetisation of build assets and in the introduction of active carrier revenues

For personal use only

	Services to Core	Builds & Grants	Passive Carrier revenue	Active Carrier revenue
Description	Infrastructure assets deliver services which are monetised by core business e.g. Fixed Wireless Services	Projects involving construction of infrastructure extending existing FSG network or footprint.	Colocation of equipment by carriers or other non-mobile related service providers on FSG infrastructure	Active sharing of FSG network infrastructure and spectrum by other carriers (Active Neutral Host / Roaming)
Typical Source	Enterprise, Business, local Gov	Local Government, State, Fed Gov	RAN, Carrier, Government Agency	Carrier, Government Agency, Emergency response
Type/Frequency	Variable, recurring, consumption	Variable, program dependent	Recurring	Recurring + Consumption
Growth & trend	Existing / Flat	Existing / Sporadic	New / scales as site portfolio grows	Future / scales as site portfolio grows and MNO penetration increases.



NB: grant revenue is based on existing, known build and grant revenue only. Future revenues are entirely dependent on future programs and guidelines. Includes deferred grant income revenue.

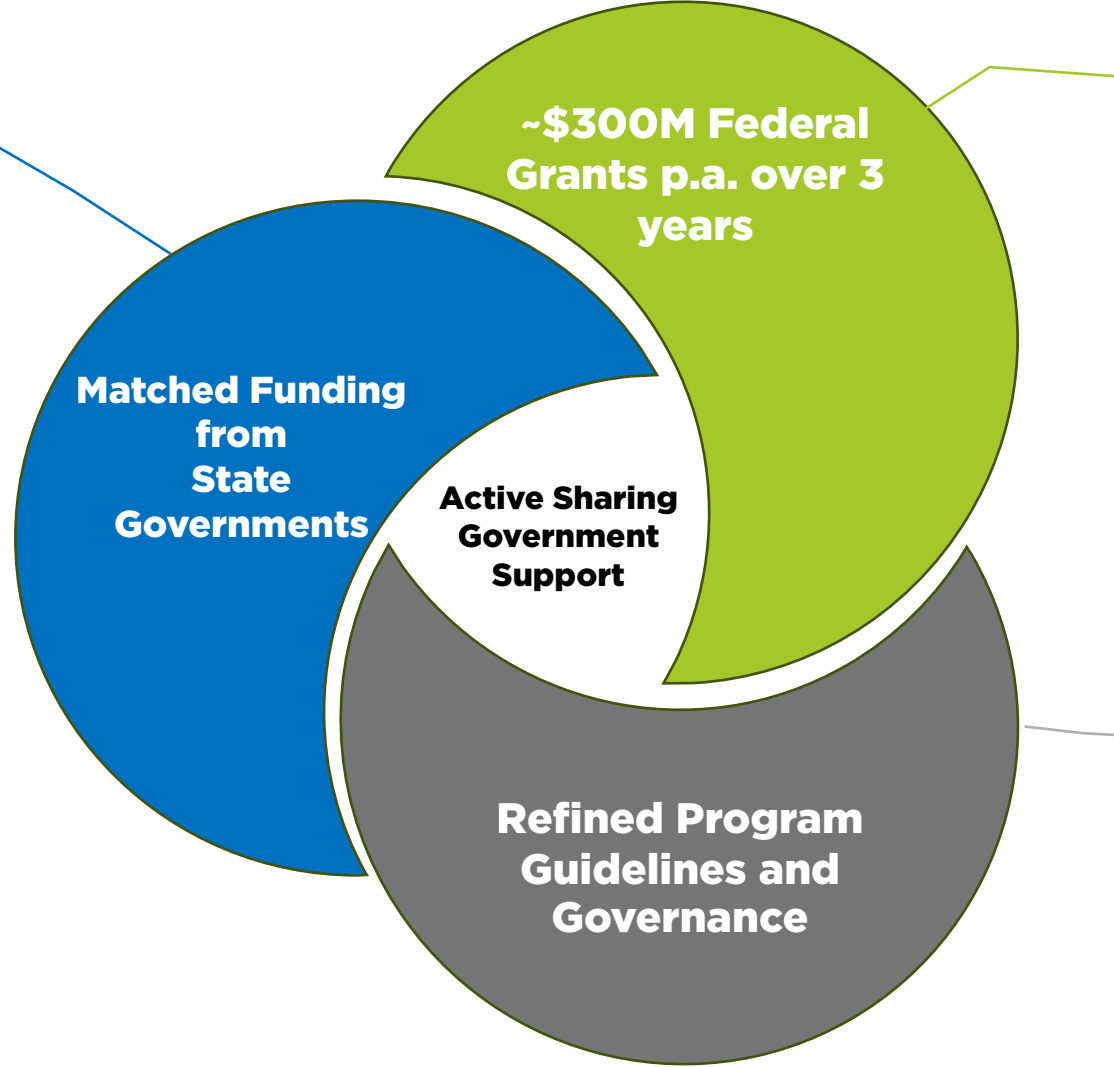


Government Support

The Australian Government is actively incentivising the adoption of Active Sharing solutions through increased funding and refined guidelines to future programs

For personal use only

Alignment and engagement of State governments to avoid fragmented investments



Over \$900M in State and Federal grants over the next 3 years in support of new coverage, resilience and emergency services (MBSP, PSMB, resilience programs)

Significant incentives towards capex and opex to assist in securing MNO participation



Near-term focus - scaling Infrastructure

Post trials revenue growth from infrastructure will be based on scaling of the site portfolio and diversification of revenue streams

For personal use only

Add locations to portfolio

- Utilise existing unused infrastructure in “TowerCos” and utility companies’ infrastructure
- Greenfield Development
- 100% funded by government
- Opex funding opportunity
- New program guidelines
- Acquisition of underperforming regional assets

Diversify revenue streams

- Multiple MNOs
- Other (non-MNO) Access seekers such as Public Safety networks

Technology renewal cycles

- Take advantage of technology renewal cycles and equipment depreciation to convert MNOs to active sharing model

Capital Investments

Half of capital investments (Infrastructure build) is fully funded by Government Grants

For personal use only

Capital investment in core business network, platforms and RAN mobile platform

Forecast FY25: \$11.8M

Capital Investment – Other

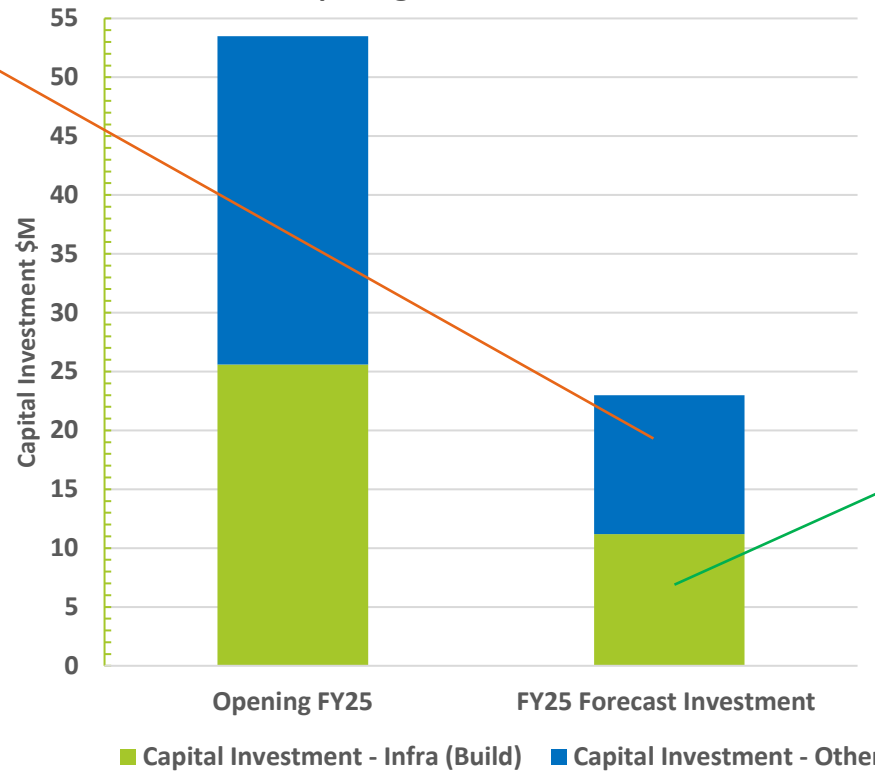
Capital Investment (RAN Platform)

Mobile network infrastructure e.g. Mobile Core

Capital Investment (Core)

Core Network, POI network, IaaS and other Capital spend

Capital Investments
Opening FY25 and Forecast FY25



Capital Investment (Infra Build)
Gov Backed programs / sites construction

Infrastructure Build Investments
98% Contribution from Government Income/Grants
Forecast FY25: \$11.2M

For personal use only

Thank You



ASX:FSG

www.fieldsolutions-group.com

Sydney | Brisbane | Hobart | Moree | Cardiff | Newcastle | Emerald | St George